


5513 m.

# RED BULL GRAND PRIX OF THE AMERICAS

## Free Practice Nr. 2

### Classification

6

	Rider	Nation	Team	Motorcycle	Time	Lap	Total	Gap	Top Speed
1	7 <b>Dennis FOGGIA</b>	ITA	Leopard Racing	HONDA	<b>2'15.440</b>	14	14		<b>234.7</b>
2	16 <b>Andrea MIGNO</b>	ITA	Rivacold Snipers Team	HONDA	<b>2'15.824</b>	13	13	0.384 0.384	<b>235.2</b>
3	96 <b>Daniel HOLGADO</b>	SPA	Red Bull KTM Ajo	KTM	<b>2'16.190</b>	13	13	0.750 0.366	<b>238.9</b>
4	5 <b>Jaume MASIA</b>	SPA	Red Bull KTM Ajo	KTM	<b>2'16.357</b>	12	13	0.917 0.167	<b>240.5</b>
5	53 <b>Deniz ÖNCÜ</b>	TUR	Red Bull KTM Tech3	KTM	<b>2'16.382</b>	11	13	0.942 0.025	<b>229.2</b>
6	27 <b>Kaito TOBA</b>	JPN	CIP Green Power	KTM	<b>2'16.393</b>	14	14	0.953 0.011	<b>234.7</b>
7	99 <b>Carlos TATAY</b>	SPA	CFMOTO Racing PruestelGP	CFMOTO	<b>2'16.451</b>	10	10	1.011 0.058	<b>228.8</b>
8	24 <b>Tatsuki SUZUKI</b>	JPN	Leopard Racing	HONDA	<b>2'16.502</b>	11	13	1.062 0.051	<b>237.3</b>
9	28 <b>Izan GUEVARA</b>	SPA	Gaviota GASGAS Aspar Team	GASGAS	<b>2'16.527</b>	11	14	1.087 0.025	<b>240.5</b>
10	71 <b>Ayumu SASAKI</b>	JPN	Sterilgarda Husqvarna Max	HUSQVARNA	<b>2'16.538</b>	12	12	1.098 0.011	<b>239.4</b>
11	11 <b>Sergio GARCIA</b>	SPA	Gaviota GASGAS Aspar Team	GASGAS	<b>2'16.540</b>	13	14	1.100 0.002	<b>231.2</b>
12	54 <b>Riccardo ROSSI</b>	ITA	SIC58 Squadra Corse	HONDA	<b>2'16.553</b>	12	13	1.113 0.013	<b>233.7</b>
13	18 <b>Matteo BERTELLE</b>	ITA	QJMotor Avintia Racing Team	KTM	<b>2'16.869</b>	13	14	1.429 0.316	<b>233.2</b>
14	67 <b>Alberto SURRA</b>	ITA	Rivacold Snipers Team	HONDA	<b>2'16.894</b>	6	6	1.454 0.025	<b>226.8</b>
15	23 <b>Elia BARTOLINI</b>	ITA	QJMotor Avintia Racing Team	KTM	<b>2'16.905</b>	13	13	1.465 0.011	<b>233.7</b>
16	82 <b>Stefano NEPA</b>	ITA	Angeluss MTA Team	KTM	<b>2'17.223</b>	10	11	1.783 0.318	<b>234.2</b>
17	10 <b>Diogo MOREIRA</b>	BRA	MT Helmets - MSI	KTM	<b>2'17.258</b>	11	13	1.818 0.035	<b>232.7</b>
18	19 <b>Scott OGDEN</b>	GBR	VisionTrack Racing Team	HONDA	<b>2'17.288</b>	13	13	1.848 0.030	<b>234.7</b>
19	38 <b>David SALVADOR</b>	SPA	Sterilgarda Husqvarna Max	HUSQVARNA	<b>2'17.310</b>	13	14	1.870 0.022	<b>234.2</b>
20	43 <b>Xavier ARTIGAS</b>	SPA	CFMOTO Racing PruestelGP	CFMOTO	<b>2'17.410</b>	7	13	1.970 0.100	<b>229.2</b>
21	66 <b>Joel KELSO</b>	AUS	CIP Green Power	KTM	<b>2'17.518</b>	10	11	2.078 0.108	<b>229.7</b>
22	20 <b>Lorenzo FELLON</b>	FRA	SIC58 Squadra Corse	HONDA	<b>2'17.658</b>	12	12	2.218 0.140	<b>235.2</b>
23	87 <b>Gerard RIU MALE</b>	SPA	BOE SKX	KTM	<b>2'18.076</b>	7	14	2.636 0.418	<b>233.2</b>
24	31 <b>Adrian FERNANDEZ</b>	SPA	Red Bull KTM Tech3	KTM	<b>2'18.279</b>	8	13	2.839 0.203	<b>230.7</b>
25	6 <b>Ryusei YAMANAKA</b>	JPN	MT Helmets - MSI	KTM	<b>2'18.360</b>	7	14	2.920 0.081	<b>234.2</b>
26	72 <b>Taiyo FURUSATO</b>	JPN	Honda Team Asia	HONDA	<b>2'18.505</b>	14	14	3.065 0.145	<b>228.3</b>
27	64 <b>Mario AJI</b>	INA	Honda Team Asia	HONDA	<b>2'18.628</b>	10	14	3.188 0.123	<b>226.8</b>
28	22 <b>Ana CARRASCO</b>	SPA	BOE SKX	KTM	<b>2'18.629</b>	13	13	3.189 0.001	<b>230.7</b>
29	48 <b>Ivan ORTOLÁ</b>	SPA	Angeluss MTA Team	KTM	<b>2'19.306</b>	2	11	3.866 0.677	<b>230.7</b>
30	70 <b>Joshua WHATLEY</b>	GBR	VisionTrack Racing Team	HONDA	<b>2'19.989</b>	9	11	4.549 0.683	<b>226.4</b>

Practice condition: **Dry**  
 Air: **24°**  
 Humidity: **13%**  
 Ground: **45°**

<b>Fastest Lap:</b>	Lap: 14	<b>Dennis FOGGIA</b>	<b>2'15.440</b>	146.5 Km/h
<b>Best Race Lap:</b>	2017	<b>Aron CANET</b>	<b>2'15.583</b>	146.3 Km/h
<b>All Time Lap Record:</b>	2017	<b>Aron CANET</b>	<b>2'14.644</b>	147.4 Km/h

The results are provisional until the end of the limit for protest and appeals.

Time limit for protest expires 30' after publication of the results - ..... Time: .....

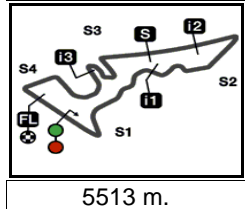
These data/results cannot be reproduced, stored and/or transmitted in whole or in part by any manner of electronic, mechanical, photocopying, recording, broadcasting or otherwise now known or herein after developed without the previous express consent by the copyright owner, except for reproduction in daily press and regular printed publications on sale to the public within 60 days of the event related to those data/results and always provided that copyright symbol appears together as follows below.

© DORNA, 2022

Official MotoGP Timing by **TISSOT**  
 www.motogp.com

**Austin, Friday, April 08, 2022**






# RED BULL GRAND PRIX OF THE AMERICAS

## Free Practice Nr. 2

### Combined Free Practice Times

7

	Rider	Nation	Team	MOTORCYCLE	FP1	FP2	Gap
1	7 <b>D.FOGGIA</b>	ITA	Leopard Racing	HONDA	2'16.623 14	<b>2'15.440</b> 14	
2	16 <b>A.MIGNO</b>	ITA	Rivacold Snipers Team	HONDA	2'16.241 14	<b>2'15.824</b> 13	0.384 0.384
3	96 <b>D.HOLGADO</b>	SPA	Red Bull KTM Ajo	KTM	2'17.160 12	<b>2'16.190</b> 13	0.750 0.366
4	5 <b>J.MASIA</b>	SPA	Red Bull KTM Ajo	KTM	2'16.753 13	<b>2'16.357</b> 12	0.917 0.167
5	53 <b>D.ÖNCÜ</b>	TUR	Red Bull KTM Tech3	KTM	2'19.149 5	<b>2'16.382</b> 11	0.942 0.025
6	27 <b>K.TOBA</b>	JPN	CIP Green Power	KTM	2'18.801 12	<b>2'16.393</b> 14	0.953 0.011
7	99 <b>C.TATAY</b>	SPA	CFMOTO Racing PruestelGP	CFMOTO	2'16.737 13	<b>2'16.451</b> 10	1.011 0.058
8	24 <b>T.SUZUKI</b>	JPN	Leopard Racing	HONDA	2'17.690 11	<b>2'16.502</b> 11	1.062 0.051
9	28 <b>I.GUEVARA</b>	SPA	Gaviota GASGAS Aspar Team	GASGAS	2'17.174 11	<b>2'16.527</b> 11	1.087 0.025
10	71 <b>A.SASAKI</b>	JPN	Sterilgarda Husqvarna Max	HUSQVARNA	2'18.153 12	<b>2'16.538</b> 12	1.098 0.011
11	11 <b>S.GARCIA</b>	SPA	Gaviota GASGAS Aspar Team	GASGAS	2'17.309 14	<b>2'16.540</b> 13	1.100 0.002
12	54 <b>R.ROSSI</b>	ITA	SIC58 Squadra Corse	HONDA	2'18.963 6	<b>2'16.553</b> 12	1.113 0.013
13	18 <b>M.BERTELLE</b>	ITA	QJMotor Avintia Racing Team	KTM	2'18.061 12	<b>2'16.869</b> 13	1.429 0.316
14	67 <b>A.SURRA</b>	ITA	Rivacold Snipers Team	HONDA	2'17.845 10	<b>2'16.894</b> 6	1.454 0.025
15	23 <b>E.BARTOLINI</b>	ITA	QJMotor Avintia Racing Team	KTM	2'20.460 10	<b>2'16.905</b> 13	1.465 0.011
16	43 <b>X.ARTIGAS</b>	SPA	CFMOTO Racing PruestelGP	CFMOTO	<b>2'16.980</b> 13	2'17.410 7	1.540 0.075
17	10 <b>D.MOREIRA</b>	BRA	MT Helmets - MSI	KTM	<b>2'17.075</b> 13	2'17.258 11	1.635 0.095
18	82 <b>S.NEPA</b>	ITA	Angeluss MTA Team	KTM	2'17.585 12	<b>2'17.223</b> 10	1.783 0.148
19	19 <b>S.OGDEN</b>	GBR	VisionTrack Racing Team	HONDA	2'20.998 5	<b>2'17.288</b> 13	1.848 0.065
20	38 <b>D.SALVADOR</b>	SPA	Sterilgarda Husqvarna Max	HUSQVARNA	2'20.346 12	<b>2'17.310</b> 13	1.870 0.022
21	66 <b>J.KELSO</b>	AUS	CIP Green Power	KTM	2'18.377 13	<b>2'17.518</b> 10	2.078 0.208
22	20 <b>L.FELLON</b>	FRA	SIC58 Squadra Corse	HONDA	2'18.196 12	<b>2'17.658</b> 12	2.218 0.140
23	48 <b>I.ORTOLÁ</b>	SPA	Angeluss MTA Team	KTM	<b>2'17.862</b> 13	2'19.306 2	2.422 0.204
24	87 <b>G.RIU MALE</b>	SPA	BOE SKX	KTM	2'19.151 14	<b>2'18.076</b> 7	2.636 0.214
25	31 <b>A.FERNANDEZ</b>	SPA	Red Bull KTM Tech3	KTM	2'18.988 3	<b>2'18.279</b> 8	2.839 0.203
26	6 <b>R.YAMANAKA</b>	JPN	MT Helmets - MSI	KTM	2'18.933 13	<b>2'18.360</b> 7	2.920 0.081
27	72 <b>T.FURUSATO</b>	JPN	Honda Team Asia	HONDA	2'20.138 14	<b>2'18.505</b> 14	3.065 0.145
28	64 <b>M.AJI</b>	INA	Honda Team Asia	HONDA	2'19.746 14	<b>2'18.628</b> 10	3.188 0.123
29	22 <b>A.CARRASCO</b>	SPA	BOE SKX	KTM	2'20.995 12	<b>2'18.629</b> 13	3.189 0.001
30	70 <b>J.WHATLEY</b>	GBR	VisionTrack Racing Team	HONDA	2'21.505 9	<b>2'19.989</b> 9	4.549 1.360

<b>Pole Position Record:</b>	2017	<b>Aron CANET</b>	<b>2'14.644</b>	147.4 Km/h
<b>Best Race Lap:</b>	2017	<b>Aron CANET</b>	<b>2'15.583</b>	146.3 Km/h
<b>All Time Lap Record:</b>	2017	<b>Aron CANET</b>	<b>2'14.644</b>	147.4 Km/h

The results are provisional until the end of the limit for protest and appeals.

Time limit for protest expires 60' after publication of the results - ..... Time: .....

These data/results cannot be reproduced, stored and/or transmitted in whole or in part by any manner of electronic, mechanical, photocopying, recording, broadcasting or otherwise now known or herein after developed without the previous express consent by the copyright owner, except for reproduction in daily press and regular printed publications on sale to the public within 60 days of the event related to those data/results and always provided that copyright symbol appears together as follows below.

© DORNA, 2022

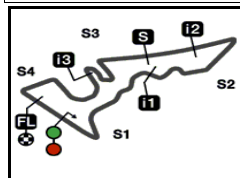
Official MotoGP Timing by TISSOT

www.motogp.com

Austin, Friday, April 08, 2022







5513 m.

## RED BULL GRAND PRIX OF THE AMERICAS

## Free Practice Nr. 2

## Top Speed &amp; Average

8



Rider	Nation	Motorcycle	Top 5 speeds					Average	Top
5 <b>Jaume MASIA</b>	SPA	KTM	240.5	231.2	231.2	230.7	230.2	232.8	<b>240.5</b>
28 <b>Izan GUEVARA</b>	SPA	GASGAS	240.5	236.8	234.7	232.2	231.7	234.6	<b>240.5</b>
71 <b>Ayumu SASAKI</b>	JPN	HUSQVARNA	239.4	235.8	233.7	232.2	229.7	233.4	<b>239.4</b>
96 <b>Daniel HOLGADO</b>	SPA	KTM	238.9	235.2	230.2	228.8	228.3	232.3	<b>238.9</b>
24 <b>Tatsuki SUZUKI</b>	JPN	HONDA	237.3	234.2	232.7	231.2	230.7	233.2	<b>237.3</b>
16 <b>Andrea MIGNO</b>	ITA	HONDA	235.2	233.2	232.7	232.7	232.2	232.9	<b>235.2</b>
20 <b>Lorenzo FELLON</b>	FRA	HONDA	235.2	234.2	233.7	232.7	232.7	233.7	<b>235.2</b>
7 <b>Dennis FOGGIA</b>	ITA	HONDA	234.7	233.7	233.2	232.7	232.2	233.3	<b>234.7</b>
19 <b>Scott OGDEN</b>	GBR	HONDA	234.7	232.2	231.7	231.2	231.2	231.9	<b>234.7</b>
27 <b>Kaito TOBA</b>	JPN	KTM	234.7	232.7	232.2	231.2	228.8	231.9	<b>234.7</b>
6 <b>Ryusei YAMANAKA</b>	JPN	KTM	234.2	229.7	228.3	227.8	227.3	229.1	<b>234.2</b>
38 <b>David SALVADOR</b>	SPA	HUSQVARNA	234.2	233.7	231.7	231.2	229.7	232.1	<b>234.2</b>
82 <b>Stefano NEPA</b>	ITA	KTM	234.2	230.7	230.2	226.8	225.9	229.6	<b>234.2</b>
23 <b>Elia BARTOLINI</b>	ITA	KTM	233.7	231.2	230.7	228.8	227.3	229.8	<b>233.7</b>
54 <b>Riccardo ROSSI</b>	ITA	HONDA	233.7	233.2	232.2	231.7	230.2	232.2	<b>233.7</b>
18 <b>Matteo BERTELLE</b>	ITA	KTM	233.2	229.7	225.4	224.5	223.6	226.7	<b>233.2</b>
87 <b>Gerard RIU MALE</b>	SPA	KTM	233.2	231.7	230.7	230.2	227.8	230.7	<b>233.2</b>
10 <b>Diogo MOREIRA</b>	BRA	KTM	232.7	232.2	228.8	228.3	227.8	230.0	<b>232.7</b>
11 <b>Sergio GARCIA</b>	SPA	GASGAS	231.2	231.2	230.2	228.3	228.3	229.6	<b>231.2</b>
22 <b>Ana CARRASCO</b>	SPA	KTM	230.7	229.7	228.8	227.8	226.4	228.7	<b>230.7</b>
31 <b>Adrian FERNANDEZ</b>	SPA	KTM	230.7	230.7	228.3	228.3	228.3	229.3	<b>230.7</b>
48 <b>Ivan ORTOLÁ</b>	SPA	KTM	230.7	226.8	225.4	225.4	223.6	226.4	<b>230.7</b>
66 <b>Joel KELSO</b>	AUS	KTM	229.7	227.3	226.4	226.4	225.9	227.1	<b>229.7</b>
43 <b>Xavier ARTIGAS</b>	SPA	CFMOTO	229.2	229.2	227.3	226.4	225.9	227.6	<b>229.2</b>
53 <b>Deniz ÖNCÜ</b>	TUR	KTM	229.2	228.8	227.8	227.3	226.8	228.0	<b>229.2</b>
99 <b>Carlos TATAY</b>	SPA	CFMOTO	228.8	228.3	227.8	226.8	225.4	227.4	<b>228.8</b>
72 <b>Taiyo FURUSATO</b>	JPN	HONDA	228.3	225.9	225.9	225.0	225.0	226.0	<b>228.3</b>
64 <b>Mario AJI</b>	INA	HONDA	226.8	226.4	223.6	222.6	222.2	224.3	<b>226.8</b>
67 <b>Alberto SURRA</b>	ITA	HONDA	226.8	226.8	225.9	220.8	220.4	224.1	<b>226.8</b>
70 <b>Joshua WHATLEY</b>	GBR	HONDA	226.4	225.4	225.4	225.0	224.5	225.3	<b>226.4</b>

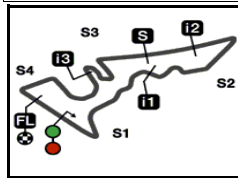
These data/results cannot be reproduced, stored and/or transmitted in whole or in part by any manner of electronic, mechanical, photocopying, recording, broadcasting or otherwise now known or herein after developed without the previous express consent by the copyright owner, except for reproduction in daily press and regular printed publications on sale to the public within 60 days of the event related to those data/results and always provided that copyright symbol appears together as follows below.

© DORNA, 2022

Official MotoGP Timing by TISSOT  
www.motogp.com

Austin, Friday, April 08, 2022





5513 m.

## RED BULL GRAND PRIX OF THE AMERICAS

## Free Practice Nr. 2

## Chronological Analysis of Performances

9

\* Lap / Sector time cancelled

T1 Time from finish line to 1st intermediate

T3 Time from 2nd intermed. to 3rd intermed.

P Crossing the finish line in pit lane

T2 Time from 1st intermed. to 2nd intermed.

T4 Time from 3rd intermediate to finish line

Lap	Lap Time	T1	T2	T3	T4	Speed	Lap	Lap Time	T1	T2	T3	T4	Speed
<b>1st</b>	<b>7</b>	<b>Dennis FOGGIA</b>			Leopard Racing	ITA	12	<b>2'16.825</b>	38.551	33.437	34.436	30.401	238.9
		Runs=2	Total laps=14	Full laps=8			13	<b>2'16.190</b>	38.181	33.324	34.328	30.357	235.2
1	3'21.614	36.595	35.010	35.082	31.360	234.7	<b>4th</b>	<b>5</b>	<b>Jaume MASIA</b>			Red Bull KTM Ajo	SPA
2	2'22.027 *	42.711	33.919	34.919	30.478*	233.7			Runs=2	Total laps=13	Full laps=6		
3	<b>2'17.645</b>	38.589	33.563	34.667	30.826	233.2	1	3'39.417	36.670	35.390	35.560	31.434	230.2
4	<b>2'17.670</b>	38.489	33.644	34.963	30.574	231.7	2	2'17.181 *	38.515	33.503	34.346	30.817*	229.7
5	<b>2'17.529</b>	38.363	33.920	34.948	30.298	225.9	3	<b>2'16.728</b>	38.237	33.465	34.514	30.512	227.8
6	<b>2'17.044</b>	38.436	33.536	34.635	30.437	230.2	4	<b>2'16.818</b>	38.284	33.296	34.695	30.543	226.4
7	<b>2'16.836</b>	38.429	33.476	34.552	30.379	231.2	5	2'26.675 P	42.420	34.258	35.593	34.404	230.7
8	2'27.277 P	42.03*	34.521*	35.832	34.891	232.7	6	9'50.427	37.747	34.983	35.346	31.010	226.8
9	7'26.708	35.033	34.200	34.957	30.488	228.3	7	2'16.913 *	38.529	33.414	34.361	30.609*	228.8
10	<b>2'16.571</b>	38.262	33.356	34.551	30.402	231.7	8	<b>2'16.994</b>	38.449	33.460	34.400	30.685	228.3
11	<b>2'16.232</b>	38.163	33.376	34.378	30.315	232.2	9	2'24.222 P	39.035	34.241	35.949	34.997	225.4
12	2'21.630 P	37.51*	34.270	35.120	34.728	225.4	10	4'52.035	35.138	34.388	35.251	31.457	225.9
13	3'49.132	33.604	33.973	34.554	30.299	228.3	11	<b>2'16.515</b>	38.433	33.383	34.189	30.510	231.2
14	<b>2'15.440</b>	37.853	33.260	34.272	30.055	231.2	12	<b>2'16.357</b>	38.283	33.451	34.099	30.524	240.5
<b>2nd</b>	<b>16</b>	<b>Andrea MIGNO</b>			Rivacold Snipers Tea	ITA	13	<b>2'16.418</b>	38.117	33.453	34.449	30.399	231.2
		Runs=2	Total laps=13	Full laps=8			<b>5th</b>	<b>53</b>	<b>Deniz ÖNCÜ</b>			Red Bull KTM Tech3	TUR
1	3'20.630	36.718	35.009	35.033	30.994	232.7			Runs=1	Total laps=13	Full laps=8		
2	2'29.180 *	47.472	34.780	35.435	31.493*	235.2	1	3'23.432	50.033	39.299	37.692	31.011	206.8
3	<b>2'17.598</b>	38.881	33.646	34.610	30.461	232.2	2	2'21.425 *	41.451	34.148	34.977	30.849*	229.2
4	<b>2'18.809</b>	39.306	33.781	34.885	30.837	229.7	3	<b>2'17.907</b>	38.711	33.699	34.816	30.681	225.0
5	<b>2'16.922</b>	38.549	33.476	34.580	30.317	228.8	4	<b>2'18.254</b>	38.726	33.622	34.985	30.921	225.0
6	<b>2'16.918</b>	38.508	33.320	34.385	30.705	232.2	5	<b>2'17.581</b>	38.651	33.776	34.849	30.305	222.2
7	<b>2'19.074</b>	38.732	34.696	35.002	30.644	227.3	6	<b>2'16.761</b>	38.410	33.567	34.499	30.285	227.8
8	<b>2'17.328</b>	38.509	33.827	34.357	30.635	232.2	7	<b>2'17.109</b>	38.600	33.578	34.628	30.303	228.8
9	2'20.895 P	38.351	33.925	34.530	34.089	230.7	8	2'20.669 P	38.506	33.598*	34.656	33.909	227.3
10	7'12.310 P	41.698	34.903	34.786	37.083	229.7	9	12'06.838	34.480	34.407	34.783	30.416	225.9
11	7'47.662	34.964	34.242	38.827	36.316	227.3	10	<b>2'16.608</b>	38.391	33.463	34.498	30.256	224.0
12	<b>2'16.653</b>	38.404	33.414	34.422	30.413	232.7	11	<b>2'16.382</b>	38.125	33.555	34.508	30.194	225.0
13	<b>2'15.824</b>	38.230	33.278	34.075	30.241	233.2	12	<b>2'20.515</b>	38.212	33.670	34.396	34.237	226.8
<b>3rd</b>	<b>96</b>	<b>Daniel HOLGADO</b>			Red Bull KTM Ajo	SPA	13	2'21.446 *	38.94*	34.899	35.904	31.703	219.9
		Runs=2	Total laps=13	Full laps=7			<b>6th</b>	<b>27</b>	<b>Kaito TOBA</b>			CIP Green Power	JPN
1	3'38.446	36.497	35.050	35.041	31.595	226.4			Runs=2	Total laps=14	Full laps=7		
2	2'18.622 *	39.118	33.844	34.887	30.773*	225.0	1	2'58.363 *	36.230	35.265	35.224	31.213*	231.2
3	<b>2'17.377</b>	38.473	33.503	34.774	30.627	225.9	2	<b>2'18.701</b>	39.011	34.061	34.884	30.745	232.2
4	<b>2'17.776</b>	38.464	33.475	35.024	30.813	223.6	3	<b>2'26.235</b>	38.811	33.916	39.227	34.281	227.8
5	2'26.745 P	40.880	34.105	35.740	36.020	227.3	4	<b>2'18.796</b>	38.606	34.666	35.019	30.505	226.8
6	8'25.807	33.792	34.296	34.801	30.794	230.2	5	2'18.736 *	38.806	34.290*	34.965	30.675	223.1
7	<b>2'17.937</b>	38.791	33.596	34.666	30.884	228.8	6	2'17.891 *	38.676	33.826*	34.865	30.524	227.3
8	<b>2'17.371</b>	38.585	33.501	34.540	30.745	228.3	7	2'22.845 P	38.551	33.846	34.665	35.783	227.8
9	2'26.266 P	40.300	34.840	35.182	35.944	226.4	8	7'01.843	37.196	35.196	35.282	31.134	224.0
10	6'09.564	35.192	34.338	34.829	31.142	224.5	9	<b>2'26.981</b>	38.908	38.848	38.148	31.077	227.8
11	<b>2'17.903</b>	38.671	33.462	34.578	31.192	226.8							

**Fastest Lap:** Dennis FOGGIA Leopard Racing ITA **2'15.440** 37.853 33.260 34.272 30.055

These data/results cannot be reproduced, stored and/or transmitted in whole or in part by any manner of electronic, mechanical, photocopying, recording, broadcasting or otherwise now known or herein after developed without the previous express consent by the copyright owner, except for reproduction in daily press and regular printed publications on sale to the public within 60 days of the event related to those data/results and always provided that copyright symbol appears together as follows below.  
© DORNA, 2022



# Free Practice Nr. 2

# Moto3

Lap	Lap Time	T1	T2	T3	T4	Speed	Lap	Lap Time	T1	T2	T3	T4	Speed
10	2'18.396	38.814	34.076	34.822	30.684	228.8	3	2'17.458	38.579	33.684	34.771	30.424	232.2
11	2'24.448 P	39.227	34.417	34.899	35.905	227.3	4	2'20.865	41.131	33.849	35.231	30.654	229.7
12	5'45.175	49.977	36.635	45.471	43.170	223.1	5	2'17.208	38.562	33.437	34.750	30.459	229.7
13	2'17.355	38.560	33.768	34.549	30.478	232.7	6	2'22.854 P	38.70*	34.157	35.499	34.491	228.3
14	2'16.393	38.283	33.449	34.339	30.322	234.7	7	9'31.094 *	34.174	34.173*	35.011	30.762	226.4
							8	2'18.563 *	38.831	33.734	34.941	31.057*	227.3
							9	2'23.230 P	39.940	34.163	35.172	33.955	225.0
							10	7'35.125 *	38.747	34.420*	54.546	33.824	223.6
							11	2'16.721	38.423	33.440	34.480	30.378	235.8
							12	2'16.538	38.400	33.321	34.417	30.400	239.4
<b>7th</b>	<b>99</b>	<b>Carlos TATAY</b>					CFMOTO Racing Pru SPA						
		Runs=2	Total laps=10	Full laps=5									
1	2'53.262	36.153	34.948	35.003	30.852	228.3							
2	3'05.295 P	38.728	33.913	34.486	1'18.168	226.8							
3	13'06.093 *	36.268	35.479*	35.506	30.896	222.2							
4	2'18.025	38.652	34.057	34.765	30.551	225.4							
5	2'17.680	38.534	34.012	34.616	30.518	223.1							
6	2'20.648 P	38.555	33.871	34.519	33.703	222.6							
7	8'24.488 *	37.649	34.738*	35.140	30.457	225.0							
8	2'23.370	38.273	33.547	38.943	32.607	228.8							
9	2'19.367	38.345	33.743	34.435	32.844	224.0							
10	2'16.451	38.190	33.555	34.510	30.196	227.8							
<b>8th</b>	<b>24</b>	<b>Tatsuki SUZUKI</b>					Leopard Racing JPN						
		Runs=3	Total laps=13	Full laps=4									
1	3'25.024	49.770	35.511	36.466	31.116	237.3							
2	2'22.872 *	42.30*	34.966	34.894	30.708*	234.2							
3	2'17.657	38.758	33.682	34.669	30.548	230.7							
4	2'28.455 *	41.69*	35.704	39.551	31.510	192.1							
5	2'28.539 P	38.622	33.991*	37.213	38.713	226.8							
6	9'01.125	36.678	34.607	36.166	31.047	231.2							
7	2'17.241 *	38.422	33.793	34.604	30.422*	229.7							
8	2'16.988	38.364	33.516	34.623	30.485	229.7							
9	2'27.289 P	40.24*	34.432	34.924	37.691	232.7							
10	5'48.819 *	48.219	34.632	34.818	30.502*	228.8							
11	2'16.502	38.257	33.478	34.442	30.325	228.3							
12	2'16.889	38.247	33.583	34.643	30.416	230.2							
13	3'32.458 P	54.67*	50.651	51.608	55.527	147.9							
<b>9th</b>	<b>28</b>	<b>Izan GUEVARA</b>					Gaviota GASGAS As SPA						
		Runs=2	Total laps=14	Full laps=8									
1	2'28.836	34.755	33.966	34.940	30.848	231.7							
2	2'17.812	39.011	33.532	34.497	30.772	232.2							
3	2'22.722 P	38.725	34.141	35.498	34.358	226.8							
4	4'30.597	34.765	34.064	35.052	30.885	225.4							
5	2'16.590	38.377	33.292	34.509	30.412	226.8							
6	2'16.918	38.292	33.512	34.447	30.667	229.7							
7	2'19.506 *	38.638	34.772*	35.227	30.869	229.2							
8	2'17.289	38.345	33.710	34.549	30.685	229.7							
9	2'23.460 P	39.23*	34.478	35.604	34.139	228.8							
10	8'52.299	34.302	33.768	34.477	30.555	230.2							
11	2'16.527	38.289	33.491	34.201	30.546	231.7							
12	2'31.079	38.189	33.401	45.194	34.295	234.7							
13	2'21.810	39.973	33.567	35.439	32.831	236.8							
14	2'16.536	38.284	33.316	34.342	30.594	240.5							
<b>10th</b>	<b>71</b>	<b>Ayumu SASAKI</b>					Sterilgarda Husqvarna JPN						
		Runs=2	Total laps=12	Full laps=5									
1	3'23.877	48.325	35.943	35.818	30.892	228.3							
2	2'24.514 *	43.828	34.994	35.003	30.689*	233.7							
<b>11th</b>	<b>11</b>	<b>Sergio GARCIA</b>					Gaviota GASGAS As SPA						
		Runs=2	Total laps=14	Full laps=7									
1	3'22.907	51.535	35.239	35.905	30.800	231.2							
2	2'20.214 *	40.55*	33.971	34.948	30.737*	226.4							
3	2'18.017	38.468	33.789	34.857	30.903	225.4							
4	2'18.860	38.446	33.658	35.013	31.743	223.6							
5	2'17.566 *	38.234	33.814*	34.982	30.536	225.0							
6	2'17.062	38.531	33.479	34.585	30.467	230.2							
7	2'16.964	38.331	33.566	34.508	30.559	231.2							
8	2'25.884 P	39.93*	34.480*	36.221	35.249	219.0							
9	5'30.557	34.197	33.889	34.885	30.536	226.8							
10	2'17.062	38.345	33.622	34.626	30.469	228.3							
11	2'21.613 P	38.425	33.827	35.470	33.891	227.8							
12	7'04.281	41.168	38.029	46.990	30.896	214.7							
13	2'16.540	38.212	33.410	34.608	30.310	228.3							
14	2'16.615	38.164	33.525	34.437	30.489	228.3							
<b>12th</b>	<b>54</b>	<b>Riccardo ROSSI</b>					SIC58 Squadra Corse ITA						
		Runs=1	Total laps=13	Full laps=9									
1	2'55.270	41.020	35.015	35.454	31.154	231.7							
2	2'24.157	39.211	34.211	35.477	35.258	233.2							
3	2'20.365	39.128	34.314	35.897	31.026	232.2							
4	2'18.724	38.767	34.190	34.918	30.849	226.8							
5	2'18.207	38.663	33.930	34.901	30.713	224.5							
6	2'17.792	38.651	33.807	34.591	30.743	227.8							
7	2'17.473	38.454	33.863	34.559	30.597	229.7							
8	2'51.408 P	1'02.88*	37.166*	36.111	35.244	230.2							
9	12'23.728 *	35.813	34.288	34.597	30.696*	228.8							
10	2'17.286	38.540	33.716	34.554	30.476	227.3							
11	2'33.446 *	38.398	33.730	38.533	42.785*	229.2							
12	2'16.553	38.340	33.444	34.417	30.352	229.7							
13	2'16.748	38.298	33.444	34.405	30.601	233.7							
<b>13th</b>	<b>18</b>	<b>Matteo BERTELLE</b>					QJMotor Avintia Racin ITA						
		Runs=2	Total laps=14	Full laps=8									
1	3'22.439	44.465	43.995	36.325	31.178	221.7							
2	2'27.523 *	44.621	35.942	35.548	31.412*	233.2							
3	2'18.372	38.976	33.915	34.943	30.538	224.5							
4	2'19.005	39.336	34.057	35.057	30.555	221.7							
5	2'17.722	38.678	33.746	34.903	30.395	219.5							
6	2'20.226	38.998	35.103	35.049	31.076	225.4							
7	2'25.276 P	40.739	34.736	34.906	34.895	223.6							
8	6'24.416	36.528	35.206	36.946	30.694	212.1							
9	2'18.495	38.958	33.818	35.091	30.628	220.4							
10	2'17.923	38.775	33.819	34.841	30.488	221.7							

**Fastest Lap:** Dennis FOGGIA Leopard Racing ITA 2'15.440 37.853 33.260 34.272 30.055

These data/results cannot be reproduced, stored and/or transmitted in whole or in part by any manner of electronic, mechanical, photocopying, recording, broadcasting or otherwise now known or herein after developed without the previous express consent by the copyright owner, except for reproduction in daily press and regular printed publications on sale to the public within 60 days of the event related to those data/results and always provided that copyright symbol appears together as follows below.  
© DORNA, 2022



# Free Practice Nr. 2

# Moto3

Lap	Lap Time	T1	T2	T3	T4	Speed	Lap	Lap Time	T1	T2	T3	T4	Speed
11	2'25.061 P	39.211*	35.367	37.015	33.469	216.8	10	2'39.191	33.682	34.090	34.922	30.889	228.3
12	5'55.840	36.725	38.157	46.191	35.311	201.8	11	<b>2'17.258</b>	<b>38.293</b>	33.608	<b>34.496</b>	30.861	225.9
13	<b>2'16.869</b>	38.408	<b>33.515</b>	<b>34.504</b>	30.442	229.7	12	<b>2'22.412</b>	39.894	34.491	35.386	32.641	224.5
14	<b>2'16.956</b>	<b>38.344</b>	33.593	34.657	<b>30.362</b>	223.6	13	<b>2'18.100</b>	38.539	33.983	34.635	30.943	227.8

14th 67		Alberto SURRA		Rivacold Snipers Tea		ITA	
Runs=1	Total laps=7	Full laps=4					
1	3'21.792	36.575	35.060	35.515	31.352	225.9	
2	2'22.343 *	42.161*	34.251	35.175	30.749*	<b>226.8</b>	
3	<b>2'18.077</b>	38.701	33.642	35.122	30.612	220.8	
4	<b>2'18.920</b>	38.577	33.786	35.613	30.944	216.8	
5	<b>2'17.834</b>	38.666	33.922	34.912	<b>30.334</b>	220.4	
6	<b>2'16.894</b>	<b>38.372</b>	<b>33.478</b>	<b>34.570</b>	30.474	226.8	
unfinished		38.414					

18th 19		Scott OGDEN		VisionTrack Racing T		GBR	
Runs=2	Total laps=13	Full laps=6					
1	2'37.558	35.651	34.447	35.878	37.199	231.2	
2	<b>2'20.777</b>	39.330	34.893	35.614	30.940	224.0	
3	2'23.270 P	39.303	34.448	35.700	33.819	222.2	
4	2'41.152	37.749	34.190	34.968	30.716	229.7	
5	<b>2'19.108</b>	38.890	34.041	35.292	30.885	229.7	
6	<b>2'18.394</b>	38.798	33.739	35.128	30.729	231.7	
7	<b>2'18.413</b>	38.730	33.717	34.931	31.035	<b>234.7</b>	
8	2'19.733 *	39.341	34.278*	35.040	31.074	231.2	
9	2'22.748 P	38.787	34.079	35.802	34.080	231.2	
10	12'28.237 *	36.229	34.806*	35.430	31.151	222.6	
11	2'43.384 *	43.33*	35.236	47.815	37.000	225.4	
12	<b>2'18.240</b>	38.841	33.870	34.978	30.551	232.2	
13	<b>2'17.288</b>	<b>38.356</b>	<b>33.634</b>	<b>34.837</b>	<b>30.461</b>	231.2	

15th 23		Elia BARTOLINI		QJMotor Avintia Racin		ITA	
Runs=2	Total laps=13	Full laps=6					
1	3'21.853	40.322	47.802	37.093	31.133	211.7	
2	2'23.828 *	42.739	34.517	35.308	31.264*	227.3	
3	<b>2'19.507</b>	39.096	34.255	35.275	30.881	225.4	
4	<b>2'19.108</b>	38.715	34.147	35.258	30.988	224.5	
5	<b>2'20.085</b>	38.624	34.203	36.476	30.782	221.7	
6	2'25.234 P	39.304	34.239	35.305	36.386	227.3	
7	8'54.023 *	35.603	35.236	42.428	36.580*	223.1	
8	<b>2'26.965</b>	38.941	37.472	39.402	31.150	221.7	
9	<b>2'18.361</b>	38.812	34.081	34.792	30.676	230.7	
10	2'23.884 P	39.379	34.206	35.102	35.197	228.8	
11	5'39.288	36.638	34.340	49.816	35.817	221.7	
12	2'18.399 *	38.790	33.658	35.316	30.635*	231.2	
13	<b>2'16.905</b>	<b>38.442</b>	<b>33.469</b>	<b>34.583</b>	<b>30.411</b>	<b>233.7</b>	

19th 38		David SALVADOR		Sterilgarda Husqvarna		SPA	
Runs=2	Total laps=14	Full laps=8					
1	3'23.032	44.138	42.800	37.137	31.195	213.0	
2	2'21.572 *	41.044	34.554	35.107	30.867*	231.7	
3	<b>2'18.713</b>	39.146	33.728	34.997	30.842	229.7	
4	<b>2'18.433</b>	38.721	33.622	35.196	30.894	225.4	
5	<b>2'25.964</b>	38.934	37.150	38.497	31.383	194.5	
6	<b>2'18.466</b>	38.902	33.758	34.851	30.955	233.7	
7	2'25.423 P	40.21*	34.791	35.277	35.141	231.2	
8	7'27.761 *	35.564	34.431	35.623	31.134*	224.0	
9	<b>2'22.813</b>	39.235	34.295	38.249	31.034	223.6	
10	<b>2'19.028</b>	39.096	33.780	35.072	31.080	228.3	
11	2'24.834 P	39.371	34.698	35.349	35.416	224.5	
12	4'48.113 *	37.125	35.565	35.001	30.636*	226.8	
13	<b>2'17.310</b>	<b>38.525</b>	<b>33.422</b>	<b>34.664</b>	<b>30.699</b>	<b>234.2</b>	
14	<b>2'24.166</b>	38.672	37.953	36.002	31.539	228.3	

16th 82		Stefano NEPA		Angeluss MTA Team		ITA	
Runs=2	Total laps=11	Full laps=6					
1	3'25.564	52.384	39.194	41.026	31.190	221.7	
2	2'20.618 *	40.756	34.086	34.995	30.781*	<b>234.2</b>	
3	<b>2'18.755</b>	38.862	33.949	35.148	30.796	225.4	
4	<b>2'18.509</b>	38.818	33.737	35.188	30.766	222.6	
5	<b>2'18.371</b>	38.699	33.812	35.212	30.648	220.8	
6	<b>2'18.393</b>	38.658	33.600	34.970	31.165	225.9	
7	2'25.661 P	40.74*	35.096	35.541	34.283	222.6	
8	11'45.360 P	33.810	34.494	35.224	37.159	226.8	
9	7'46.319	32.811	33.917	34.926	32.224	225.4	
10	<b>2'17.223</b>	38.496	<b>33.530</b>	<b>34.731</b>	<b>30.466</b>	230.7	
11	<b>2'17.687</b>	<b>38.407</b>	33.554	34.840	30.886	230.2	

20th 43		Xavier ARTIGAS		CFMOTO Racing Pru		SPA	
Runs=3	Total laps=13	Full laps=6					
1	2'54.295	36.013	34.979	35.012	30.976	226.4	
2	<b>2'19.097</b>	38.812	34.014	34.707	31.564	225.9	
3	<b>2'18.258</b>	38.913	33.846	34.786	30.713	223.6	
4	<b>2'18.168</b>	38.399	34.085	34.996	30.688	220.4	
5	2'23.058 *	41.83*	35.108	35.298	30.821	219.9	
6	<b>2'18.361</b>	38.852	<b>33.635</b>	35.037	30.837	227.3	
7	<b>2'17.410</b>	38.429	33.667	<b>34.479</b>	30.835	<b>229.2</b>	
8	2'27.348 P	39.36*	35.070*	35.608	37.302	223.6	
9	5'06.883	37.184	36.507	35.352	31.036	220.4	
10	<b>2'17.741</b>	38.283	33.945	34.825	30.688	225.0	
11	2'24.501 P	38.581	33.928	34.903	37.089	229.2	
12	5'17.987	36.195	35.250	35.440	<b>30.632</b>	210.9	
13	2'41.262 P	<b>38.169</b>	36.130	50.120	36.843	136.5	

17th 10		Diogo MOREIRA		MT Helmets - MSI		BRA	
Runs=2	Total laps=13	Full laps=7					
1	2'55.329	35.887	34.256	35.563	30.986	<b>232.7</b>	
2	<b>2'17.482</b>	38.447	33.683	34.546	<b>30.806</b>	232.2	
3	<b>2'18.059</b>	38.521	33.803	34.697	31.038	224.0	
4	<b>2'21.966</b>	41.218	33.940	34.778	32.030	228.8	
5	2'18.648 *	38.859	33.995	35.149	30.645*	223.1	
6	<b>2'18.039</b>	38.704	<b>33.574</b>	34.751	31.010	225.4	
7	2'22.034 P	38.85*	34.318	35.643	33.216	225.0	
8	12'14.044	37.632	35.126	42.443	31.159	206.8	
9	2'22.194 P	39.162	34.233	34.954	33.845	226.8	

**Fastest Lap:** Dennis FOGGIA Leopard Racing ITA **2'15.440** 37.853 33.260 34.272 30.055

These data/results cannot be reproduced, stored and/or transmitted in whole or in part by any manner of electronic, mechanical, photocopying, recording, broadcasting or otherwise now known or herein after developed without the previous express consent by the copyright owner, except for reproduction in daily press and regular printed publications on sale to the public within 60 days of the event related to those data/results and always provided that copyright symbol appears together as follows below.  
© DORNA, 2022

Official MotoGP Timing by TISSOT  
www.motogp.com

Austin, Friday, April 08, 2022

Page 3 of 5



## Free Practice Nr. 2

Moto3

Lap	Lap Time	T1	T2	T3	T4	Speed	Lap	Lap Time	T1	T2	T3	T4	Speed						
<b>21st</b>	<b>66</b>	<b>Joel KELSO</b> CIP Green Power AUS				Runs=2	Total laps=11	Full laps=6	9	2'22.641 *	38.520	33.872	35.985	34.264*	225.9				
								10	2'23.085 P	38.629	33.918	34.840	35.698	226.8					
1	2'26.774	35.491	34.760	35.657	33.373	226.4	11	7'18.746 P	33.605	34.992	35.324	34.703	226.8						
2	<b>2'20.748</b>	39.391	34.327	36.186	30.844	204.5	12	6'03.788 *	33.283	34.417*	34.879	30.650*	224.0						
3	<b>2'19.671</b>	39.019	33.913	35.135	31.604	225.0	13	2'19.083 *	38.629	34.362*	35.079	31.013	224.0						
4	<b>2'19.279</b>	38.958	33.904	35.288	31.129	221.3	<b>25th</b> <b>6</b> <b>Ryusei YAMANAKA</b> MT Helmets - MSI JPN												
5	2'25.575 P	39.015	34.983	36.992	34.585	213.8	Runs=2	Total laps=14	Full laps=8	1	2'56.010 *	35.897	34.737	35.493	31.081*	228.3			
6	9'34.071	36.195	35.176	39.618	31.391	219.5	2	<b>2'22.765</b>	39.128	33.969	35.597	34.071	234.2						
7	<b>2'18.501</b>	38.627	33.912	35.095	30.867	227.3	3	<b>2'23.458</b>	39.342	34.180	38.335	31.601	222.6						
8	2'21.527 P	38.901	33.901	35.080	33.645	225.9	4	<b>2'19.654</b>	38.932	34.285	35.420	31.017	221.3						
9	10'31.291	34.745	34.171	41.499	36.942	221.3	5	<b>2'19.792</b>	39.166	34.365	35.415	30.846	224.0						
10	<b>2'17.518</b>	38.575	33.826	34.487	30.630	229.7	6	<b>2'18.400</b>	38.704	33.755	35.213	30.728	225.9						
11	<b>2'17.761</b>	38.613	33.686	34.703	30.759	226.4	7	<b>2'18.360</b>	38.634	33.810	34.975	30.941	227.3						
<b>22nd</b> <b>20</b> <b>Lorenzo FELLON</b> SIC58 Squadra Corse FRA							8	2'25.248 P	38.913	34.243*	37.314	34.778	224.0						
							9	9'45.117	37.175	34.664	34.797	35.727	229.7						
1	7'10.334 P	33.678	34.707	38.490	35.103	225.9	10	2'25.447 P	38.954	34.219	36.715	35.559	222.6						
2	2'41.686	35.703	34.042	35.418	31.096	227.8	11	2'40.165	32.570	34.981	35.602	32.553	220.8						
3	<b>2'18.968</b>	38.799	34.066	35.236	30.867	221.7	12	2'37.902 *	39.855	35.843	47.916	34.288*	219.9						
4	2'19.339 *	39.910	33.825*	34.806	30.798	232.7	13	<b>2'19.915</b>	39.152	33.923	35.957	30.883	227.8						
5	<b>2'18.207</b>	38.665	33.921	34.580	31.041	234.2	14	<b>2'19.107</b>	39.063	34.000	35.173	30.871	227.3						
6	2'27.030 P	39.65*	35.133*	35.599	36.648	226.8	<b>26th</b> <b>72</b> <b>Taiyo FURUSATO</b> Honda Team Asia JPN												
7	7'15.960 *	35.754	34.659*	47.092	33.366*	225.9	Runs=1	Total laps=14	Full laps=8	1	3'47.974 *	36.160	34.691	35.657	31.717*	225.9			
8	<b>2'18.176</b>	38.838	33.867	34.817	30.654	232.7	2	2'19.896 *	38.50*	34.666	35.480	31.242	222.6						
9	2'23.061 P	39.17*	34.488*	34.799	34.599	233.7	3	<b>2'20.025</b>	39.154	34.704	35.189	30.978	220.8						
10	5'38.611 *	36.962	37.872*	47.143	31.006*	216.0	4	<b>2'19.056</b>	38.871	33.917	35.413	30.855	220.4						
11	2'18.333 *	38.945	33.719*	34.814	30.855	229.7	5	<b>2'20.018</b>	39.113	34.607	35.281	31.017	219.0						
12	<b>2'17.658</b>	38.611	33.841	34.606	30.600	235.2	6	<b>2'20.258</b>	38.940	34.132	35.312	31.874	224.0						
<b>23rd</b> <b>87</b> <b>Gerard RIU MALE</b> BOE SKX SPA							7	<b>2'19.337</b>	38.887	33.913	35.165	31.372	224.0						
							8	2'29.422 P	39.51*	36.922	36.679	36.309	218.6						
1	2'56.472	36.245	35.080	35.848	31.199	226.8	9	8'18.508 *	34.173	34.676*	35.206	31.025	225.9						
2	<b>2'19.920</b>	39.378	34.211	35.107	31.224	230.2	10	<b>2'18.768</b>	39.000	33.940	35.065	30.763	225.0						
3	<b>2'19.760</b>	39.238	34.237	35.314	30.971	227.8	11	2'20.555 *	38.783	33.858*	35.037	32.877	221.7						
4	<b>2'19.669</b>	39.118	34.089	35.350	31.112	223.1	12	<b>2'18.575</b>	38.707	34.157	35.030	30.681	222.2						
5	<b>2'26.388</b>	40.367	35.050	39.944	31.027	211.3	13	2'18.277 *	37.71*	34.695*	35.019	30.845*	225.0						
6	<b>2'18.571</b>	38.898	33.797	35.155	30.721	230.7	14	<b>2'18.505</b>	38.713	33.666	35.223	30.903	228.3						
7	<b>2'18.076</b>	38.697	33.728	34.819	30.832	233.2	<b>27th</b> <b>64</b> <b>Mario AJI</b> Honda Team Asia INA												
8	2'19.002 *	38.936	34.082*	35.050	30.934	231.7	Runs=1	Total laps=14	Full laps=9	1	3'22.301 *	42.488	36.248	35.950	31.275*	226.4			
9	2'24.644 P	39.056	34.086	37.053	34.449	226.4	2	2'25.270 *	43.050	34.807	35.504	31.909*	222.2						
10	9'34.915 P	39.415	39.872	35.983	37.946	223.6	3	<b>2'19.175</b>	39.261	34.100	35.107	30.707	226.8						
11	2'50.473	35.198	34.415	39.452	30.965	213.0	4	2'20.514 *	39.850	34.194	35.473	30.997*	220.4						
12	<b>2'18.562</b>	38.788	33.841	35.068	30.865	225.0	5	<b>2'19.888</b>	39.373	33.960	35.528	31.027	219.9						
13	<b>2'19.511</b>	38.961	34.297	35.451	30.802	225.9	6	<b>2'19.177</b>	39.020	33.960	35.272	30.925	223.6						
14	<b>2'18.947</b>	39.018	34.100	35.003	30.826	224.5	7	<b>2'20.158</b>	38.918	34.505	35.308	31.427	219.9						
<b>24th</b> <b>31</b> <b>Adrian FERNANDEZ</b> Red Bull KTM Tech3 SPA							8	2'28.137 P	41.322	35.875	36.438	34.502	218.6						
							9	9'29.811	36.449	34.358	35.167	30.913	220.4						
1	3'22.575 *	39.638	48.605	37.355	31.054*	205.7	10	<b>2'18.628</b>	38.831	34.082	34.942	30.773	222.6						
2	2'24.358 *	44.34*	34.083	35.048	30.886*	230.7	11	<b>2'27.160</b>	41.956	35.240	37.206	32.758	211.7						
3	<b>2'19.869</b>	38.938	34.712	35.180	31.039	228.3	12	<b>2'26.275</b>	39.739	34.928	37.102	34.506	205.7						
4	2'20.827 *	39.013	33.991	35.434	32.389*	222.6	13	<b>2'19.090</b>	38.877	34.222	35.303	30.688	219.9						
5	<b>2'18.384</b>	38.871	33.728	34.990	30.795	225.9	14	<b>2'18.737</b>	39.029	34.000	34.935	30.773	220.8						
6	<b>2'18.386</b>	38.731	33.879	34.889	30.887	230.7	<b>Fastest Lap:</b> Dennis FOGGIA Leopard Racing ITA <b>2'15.440</b> 37.853 33.260 34.272 30.055												
7	<b>2'18.691</b>	38.921	34.121	34.852	30.797	228.3	These data/results cannot be reproduced, stored and/or transmitted in whole or in part by any manner of electronic, mechanical, photocopying, recording, broadcasting or otherwise now known or herein after developed without the previous express consent by the copyright owner, except for reproduction in daily press and regular printed publications on sale to the public within 60 days of the event related to those data/results and always provided that copyright symbol appears together as follows below.												
8	<b>2'18.279</b>	38.728	34.034	34.774	30.743	228.3	© DORNA, 2022												

**Fastest Lap:** Dennis FOGGIA Leopard Racing ITA **2'15.440** 37.853 33.260 34.272 30.055

These data/results cannot be reproduced, stored and/or transmitted in whole or in part by any manner of electronic, mechanical, photocopying, recording, broadcasting or otherwise now known or herein after developed without the previous express consent by the copyright owner, except for reproduction in daily press and regular printed publications on sale to the public within 60 days of the event related to those data/results and always provided that copyright symbol appears together as follows below.

© DORNA, 2022

Official MotoGP Timing by TISSOT  
www.motogp.com

Austin, Friday, April 08, 2022

Page 4 of 5



# Free Practice Nr. 2

Moto3

Lap	Lap Time	T1	T2	T3	T4	Speed	Lap	Lap Time	T1	T2	T3	T4	Speed
<b>28th</b>	<b>22</b>	Ana CARRASCO		BOE SKX		SPA							
		Runs=2	Total laps=13	Full laps=8									
1	2'54.172	39.738	35.565	36.804	31.906	224.5							
2	<b>2'21.187</b>	39.447	34.596	35.704	31.440	228.8							
3	<b>2'20.989</b>	39.362	34.298	35.873	31.456	221.3							
4	<b>2'19.796</b>	39.259	34.191	35.335	31.011	225.9							
5	<b>2'20.864</b>	39.168	34.456	35.855	31.385	218.1							
6	<b>2'19.553</b>	39.242	34.052	35.281	30.978	226.4							
7	<b>2'23.162</b>	39.315	37.221	35.601	31.025	227.8							
8	2'23.559 P	39.299	34.211*	35.282	34.767	229.7							
9	11'54.307 P	39.503	39.195	35.635	38.804	225.9							
10	2'51.636	35.266	34.215	39.980	31.561	213.8							
11	<b>2'19.709</b>	39.104	34.160	35.366	31.079	224.0							
12	2'27.330 *	39.374	34.198	36.061	37.697*	223.1							
13	<b>2'18.629</b>	39.051	33.777	35.145	30.656	230.7							

<b>29th</b>	<b>48</b>	Ivan ORTOLÁ		Angeluss MTA Team		SPA							
		Runs=3	Total laps=11	Full laps=4									
1	2'38.452	35.124	34.297	36.140	38.184	225.4							
2	<b>2'19.306</b>	39.497	34.069	34.850	30.890	230.7							
3	<b>2'33.785</b>	40.706	33.904	46.840	32.335	225.4							
4	<b>2'20.712</b>	38.827	34.019	35.183	32.683	223.1							
5	<b>2'19.366</b>	39.366	34.287	35.096	30.617	220.4							
6	2'22.930 P	38.936	33.943	35.382	34.669	223.1							
7	14'34.556	39.205	34.895	34.755	36.370	226.8							
8	2'24.943 *	38.975	33.955	37.030	34.983*	223.6							
9	2'23.002 *	40.771*	34.519	35.332	32.372*	222.6							
10	2'28.329 P	38.853	33.604	34.966	40.906	223.1							
11	3'00.112 P	37.215	37.014*	36.662	36.651	219.9							

<b>30th</b>	<b>70</b>	Joshua WHATLEY		VisionTrack Racing T		GBR							
		Runs=3	Total laps=11	Full laps=5									
1	2'52.993	38.223	36.041	41.204	35.849	209.3							
2	<b>2'24.567</b>	40.191	35.490	35.869	33.017	225.4							
3	<b>2'23.771</b>	39.856	35.019	37.154	31.742	226.4							
4	<b>2'22.501</b>	40.523	35.099	35.542	31.337	224.0							
5	2'26.063 P	39.383	35.019	35.936	35.725	217.7							
6	7'58.969 P	35.019	34.817	35.798	33.930	222.2							
7	10'49.302 P	34.845	34.702	35.310	38.214	225.0							
8	2'51.480 *	35.047	34.388*	39.720	31.813	224.5							
9	<b>2'19.989</b>	39.154	34.221	35.299	31.315	223.6							
10	<b>2'20.471</b>	39.275	34.349	35.513	31.334	223.1							
11	2'26.523 *	45.341*	34.592	35.241	31.342	225.4							

**Fastest Lap:** Dennis FOGGIA Leopard Racing ITA **2'15.440** 37.853 33.260 34.272 30.055

These data/results cannot be reproduced, stored and/or transmitted in whole or in part by any manner of electronic, mechanical, photocopying, recording, broadcasting or otherwise now known or herein after developed without the previous express consent by the copyright owner, except for reproduction in daily press and regular printed publications on sale to the public within 60 days of the event related to those data/results and always provided that copyright symbol appears together as follows below.  
© DORNA, 2022

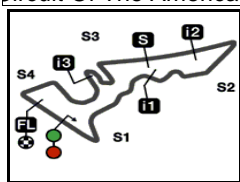
Official MotoGP Timing by TISSOT  
www.motogp.com

Austin, Friday, April 08, 2022

Page 5 of 5







5513 m.

## RED BULL GRAND PRIX OF THE AMERICAS

## Free Practice Nr. 2

## Best Partial Times

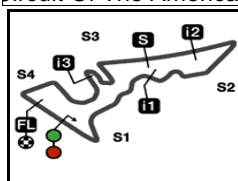
Moto3™

IT Ideal Lap Time, sum of the best partial times

BT Best Lap Time

T1		T2		T3		T4		Pos	Rider	IT	BT		
Pos	Rider	Time	Rider	Time	Rider	Time	Rider	Time					
1	D.FOGGIA	37.853	D.FOGGIA	33.260	A.MIGNO	34.075	D.FOGGIA	30.055	1	D.FOGGIA	2'15.440	2'15.440	(1)
2	J.MASIA	38.117	A.MIGNO	33.278	J.MASIA	34.099	D.ÖNCÜ	30.194	2	A.MIGNO	2'15.824	2'15.824	(2)
3	D.ÖNCÜ	38.125	I.GUEVARA	33.292	I.GUEVARA	34.201	C.TATAY	30.196	3	J.MASIA	2'15.911	2'16.357	(4)
4	S.GARCIA	38.164	J.MASIA	33.296	D.FOGGIA	34.272	A.MIGNO	30.241	4	I.GUEVARA	2'16.094	2'16.527	(9)
5	X.ARTIGAS	38.169	A.SASAKI	33.321	D.HOLGADO	34.328	S.GARCIA	30.310	5	D.ÖNCÜ	2'16.178	2'16.382	(5)
6	D.HOLGADO	38.181	D.HOLGADO	33.324	K.TOBA	34.339	K.TOBA	30.322	6	D.HOLGADO	2'16.190	2'16.190	(3)
7	I.GUEVARA	38.189	S.GARCIA	33.410	D.ÖNCÜ	34.396	T.SUZUKI	30.325	7	S.GARCIA	2'16.321	2'16.540	(11)
8	C.TATAY	38.190	D.SALVADOR	33.422	R.ROSSI	34.405	A.SURRA	30.334	8	C.TATAY	2'16.368	2'16.451	(7)
9	A.MIGNO	38.230	R.ROSSI	33.444	A.SASAKI	34.417	R.ROSSI	30.352	9	K.TOBA	2'16.393	2'16.393	(6)
10	T.SUZUKI	38.247	K.TOBA	33.449	C.TATAY	34.435	D.HOLGADO	30.357	10	T.SUZUKI	2'16.492	2'16.502	(8)
11	K.TOBA	38.283	D.ÖNCÜ	33.463	S.GARCIA	34.437	M.BERTELLE	30.362	11	R.ROSSI	2'16.499	2'16.553	(12)
12	D.MOREIRA	38.293	E.BARTOLINI	33.469	T.SUZUKI	34.442	A.SASAKI	30.378	12	A.SASAKI	2'16.516	2'16.538	(10)
13	R.ROSSI	38.298	T.SUZUKI	33.478	X.ARTIGAS	34.479	J.MASIA	30.399	13	M.BERTELLE	2'16.725	2'16.869	(13)
14	M.BERTELLE	38.344	A.SURRA	33.478	J.KELSO	34.487	E.BARTOLINI	30.411	14	A.SURRA	2'16.754	2'16.894	(14)
15	S.OGDEN	38.356	M.BERTELLE	33.515	D.MOREIRA	34.496	I.GUEVARA	30.412	15	E.BARTOLINI	2'16.905	2'16.905	(15)
16	A.SURRA	38.372	S.NEPA	33.530	M.BERTELLE	34.504	S.OGDEN	30.461	16	X.ARTIGAS	2'16.915	2'17.410	(20)
17	A.SASAKI	38.400	C.TATAY	33.547	A.SURRA	34.570	S.NEPA	30.466	17	S.NEPA	2'17.134	2'17.223	(16)
18	S.NEPA	38.407	D.MOREIRA	33.574	L.FELLON	34.580	L.FELLON	30.600	18	D.MOREIRA	2'17.169	2'17.258	(17)
19	E.BARTOLINI	38.442	I.ORTOLÁ	33.604	E.BARTOLINI	34.583	I.ORTOLÁ	30.617	19	S.OGDEN	2'17.288	2'17.288	(18)
20	A.FERNANDEZ	38.520	S.OGDEN	33.634	D.SALVADOR	34.664	J.KELSO	30.630	20	D.SALVADOR	2'17.310	2'17.310	(19)
21	D.SALVADOR	38.525	X.ARTIGAS	33.635	S.NEPA	34.731	X.ARTIGAS	30.632	21	J.KELSO	2'17.378	2'17.518	(21)
22	J.KELSO	38.575	T.FURUSATO	33.666	I.ORTOLÁ	34.755	A.CARRASCO	30.656	22	L.FELLON	2'17.632	2'17.658	(22)
23	L.FELLON	38.611	J.KELSO	33.686	A.FERNANDEZ	34.774	T.FURUSATO	30.681	23	A.FERNANDEZ	2'17.765	2'18.279	(24)
24	R.YAMANAKA	38.634	A.FERNANDEZ	33.728	R.YAMANAKA	34.797	M.AJI	30.688	24	I.ORTOLÁ	2'17.803	2'19.306	(29)

These data/results cannot be reproduced, stored and/or transmitted in whole or in part by any manner of electronic, mechanical, photocopying, recording, broadcasting or otherwise now known or herein after developed without the previous express consent by the copyright owner, except for reproduction in daily press and regular printed publications on sale to the public within 60 days of the event related to those data/results and always provided that copyright symbol appears together as follows below.  
© DORNA, 2022



5513 m.

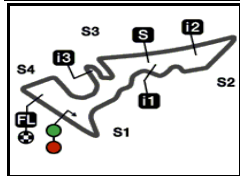
**RED BULL GRAND PRIX OF THE AMERICAS****Free Practice Nr. 2****Best Partial Times****Moto3™***IT* Ideal Lap Time, sum of the best partial times*BT* Best Lap Time

<b>T1</b>		<b>T2</b>		<b>T3</b>		<b>T4</b>						
<i>Pos</i>	<i>Rider</i>	<i>Time</i>	<i>Rider</i>	<i>Time</i>	<i>Rider</i>	<i>Time</i>	<i>Rider</i>	<i>Time</i>	<i>Pos</i>	<i>Rider</i>	<i>IT</i>	<i>BT</i>
25	G.RIU MALE	38.697	G.RIU MALE	33.728	G.RIU MALE	34.819	D.SALVADOR	30.699	25	<b>R.YAMANAKA</b>	2'17.914	2'18.360 (25)
26	<b>T.FURUSATO</b>	<b>38.707</b>	<b>R.YAMANAKA</b>	<b>33.755</b>	<b>S.OGDEN</b>	<b>34.837</b>	<b>G.RIU MALE</b>	<b>30.721</b>	26	<b>G.RIU MALE</b>	2'17.965	2'18.076 (23)
27	I.ORTOLÁ	38.827	A.CARRASCO	33.777	M.AJI	34.935	R.YAMANAKA	30.728	27	<b>T.FURUSATO</b>	2'18.073	2'18.505 (26)
28	<b>M.AJI</b>	<b>38.831</b>	<b>L.FELLON</b>	<b>33.841</b>	<b>T.FURUSATO</b>	<b>35.019</b>	<b>A.FERNANDEZ</b>	<b>30.743</b>	28	<b>M.AJI</b>	2'18.414	2'18.628 (27)
29	A.CARRASCO	39.051	M.AJI	33.960	A.CARRASCO	35.145	D.MOREIRA	30.806	29	<b>A.CARRASCO</b>	2'18.629	2'18.629 (28)
30	<b>J.WHATLEY</b>	<b>39.154</b>	<b>J.WHATLEY</b>	<b>34.221</b>	<b>J.WHATLEY</b>	<b>35.241</b>	<b>J.WHATLEY</b>	<b>31.315</b>	30	<b>J.WHATLEY</b>	2'19.931	2'19.989 (30)

These data/results cannot be reproduced, stored and/or transmitted in whole or in part by any manner of electronic, mechanical, photocopying, recording, broadcasting or otherwise now known or herein after developed without the previous express consent by the copyright owner, except for reproduction in daily press and regular printed publications on sale to the public within 60 days of the event related to those data/results and always provided that copyright symbol appears together as follows below.  
© DORNA, 2022


Official MotoGP Timing by **TISSOT**  
www.motogp.com





5513 m.

**RED BULL GRAND PRIX OF THE AMERICAS****Free Practice Nr. 2****Fastest Laps Sequence**

<i>Practice Time</i>	 <i>Rider</i>	<i>Nation</i>	<i>Motorcycle</i>	<i>Time</i>	<i>Km/h</i>	<i>Rider's Lap</i>
<b>4'46.648</b>	28 <b>Izan GUEVARA</b>	SPA	GASGAS	<b>2'17.812</b>	144.0	2
<b>5'12.811</b>	10 <b>Diogo MOREIRA</b>	BRA	KTM	<b>2'17.482</b>	144.3	2
<b>8'05.849</b>	71 <b>Ayumu SASAKI</b>	JPN	HUSQVARNA	<b>2'17.458</b>	144.3	3
<b>8'13.326</b>	5 <b>Jaume MASIA</b>	SPA	KTM	<b>2'16.728</b>	145.1	3
<b>13'56.557</b>	28 <b>Izan GUEVARA</b>	SPA	GASGAS	<b>2'16.590</b>	145.3	5
<b>29'20.921</b>	7 <b>Dennis FOGGIA</b>	ITA	HONDA	<b>2'16.571</b>	145.3	10
<b>31'37.153</b>	7 <b>Dennis FOGGIA</b>	ITA	HONDA	<b>2'16.232</b>	145.6	11
<b>40'03.355</b>	7 <b>Dennis FOGGIA</b>	ITA	HONDA	<b>2'15.440</b>	146.5	14

These data/results cannot be reproduced, stored and/or transmitted in whole or in part by any manner of electronic, mechanical, photocopying, recording, broadcasting or otherwise now known or herein after developed without the previous express consent by the copyright owner, except for reproduction in daily press and regular printed publications on sale to the public within 60 days of the event related to those data/results and always provided that copyright symbol appears together as follows below.

© DORNA, 2022

Official MotoGP Timing by TISSOT  
www.motogp.com

Austin, Friday, April 08, 2022

