

5513 m.

**RED BULL GRAND PRIX OF THE AMERICAS****Free Practice Nr. 1****Classification****3**

	Rider	Nation	Team	Motorcycle	Time	Lap Total	Gap	Top Speed
1	42 <b>Alex RINS</b>	SPA	Team SUZUKI ECSTAR	SUZUKI	<b>2'04.007</b>	14 14		<b>346.1</b>
2	12 <b>Maverick VIÑALES</b>	SPA	Aprilia Racing	APRILIA	<b>2'04.015</b>	15 15	0.008 0.008	<b>341.7</b>
3	43 <b>Jack MILLER</b>	AUS	Ducati Lenovo Team	DUCATI	<b>2'04.437</b>	16 18	0.430 0.422	<b>350.6</b>
4	20 <b>Fabio QUARTARARO</b>	FRA	Monster Energy Yamaha MotoGP	YAMAHA	<b>2'04.450</b>	14 17	0.443 0.013	<b>336.4</b>
5	93 <b>Marc MARQUEZ</b>	SPA	Repsol Honda Team	HONDA	<b>2'04.469</b>	6 17	0.462 0.019	<b>346.1</b>
6	44 <b>Po ESPARGARO</b>	SPA	Repsol Honda Team	HONDA	<b>2'04.581</b>	13 15	0.574 0.112	<b>342.8</b>
7	23 <b>Enea BASTIANINI</b>	ITA	Gresini Racing MotoGP	DUCATI	<b>2'04.594</b>	12 15	0.587 0.013	<b>346.1</b>
8	41 <b>Aleix ESPARGARO</b>	SPA	Aprilia Racing	APRILIA	<b>2'04.686</b>	14 16	0.679 0.092	<b>343.9</b>
9	30 <b>Takaaki NAKAGAMI</b>	JPN	LCR Honda IDEMITSU	HONDA	<b>2'04.744</b>	14 18	0.737 0.058	<b>345.0</b>
10	5 <b>Johann ZARCO</b>	FRA	Pramac Racing	DUCATI	<b>2'04.893</b>	16 17	0.886 0.149	<b>343.9</b>
11	36 <b>Joan MIR</b>	SPA	Team SUZUKI ECSTAR	SUZUKI	<b>2'04.900</b>	12 16	0.893 0.007	<b>342.8</b>
12	33 <b>Brad BINDER</b>	RSA	Red Bull KTM Factory Racing	KTM	<b>2'04.983</b>	17 17	0.976 0.083	<b>347.2</b>
13	63 <b>Francesco BAGNAIA</b>	ITA	Ducati Lenovo Team	DUCATI	<b>2'05.003</b>	16 17	0.996 0.020	<b>341.7</b>
14	89 <b>Jorge MARTIN</b>	SPA	Pramac Racing	DUCATI	<b>2'05.050</b>	15 16	1.043 0.047	<b>340.6</b>
15	73 <b>Alex MARQUEZ</b>	SPA	LCR Honda CASTROL	HONDA	<b>2'05.146</b>	8 18	1.139 0.096	<b>346.1</b>
16	10 <b>Luca MARINI</b>	ITA	Mooney VR46 Racing Team	DUCATI	<b>2'05.177</b>	16 17	1.170 0.031	<b>339.6</b>
17	21 <b>Franco MORBIDELLI</b>	ITA	Monster Energy Yamaha MotoGP	YAMAHA	<b>2'05.287</b>	14 14	1.280 0.110	<b>334.3</b>
18	4 <b>Andrea DOVIZIOSO</b>	ITA	WithU Yamaha RNF MotoGP Tea	YAMAHA	<b>2'05.324</b>	8 15	1.317 0.037	<b>339.6</b>
19	25 <b>Raul FERNANDEZ</b>	SPA	Tech3 KTM Factory Racing	KTM	<b>2'05.326</b>	13 14	1.319 0.002	<b>340.6</b>
20	72 <b>Marco BEZZECCHI</b>	ITA	Mooney VR46 Racing Team	DUCATI	<b>2'05.386</b>	16 16	1.379 0.060	<b>343.9</b>
21	87 <b>Remy GARDNER</b>	AUS	Tech3 KTM Factory Racing	KTM	<b>2'05.672</b>	14 15	1.665 0.286	<b>341.7</b>
22	40 <b>Darryn BINDER</b>	RSA	WithU Yamaha RNF MotoGP Tea	YAMAHA	<b>2'06.198</b>	16 16	2.191 0.526	<b>342.8</b>
23	88 <b>Miguel OLIVEIRA</b>	POR	Red Bull KTM Factory Racing	KTM	<b>2'06.445</b>	14 15	2.438 0.247	<b>337.5</b>
24	49 <b>Fabio DI GIANNANTONIO</b>	ITA	Gresini Racing MotoGP	DUCATI	<b>2'06.497</b>	14 16	2.490 0.052	<b>338.5</b>

**Practice condition: Dry****Air: 16°****Humidity: 27%****Ground: 26°**

<b>Fastest Lap:</b>	Lap: 14	<b>Alex RINS</b>	<b>2'04.007</b>	160 Km/h
<b>Best Race Lap:</b>	2014	<b>Marc MARQUEZ</b>	<b>2'03.575</b>	160.6 Km/h
<b>All Time Lap Record:</b>	2015	<b>Marc MARQUEZ</b>	<b>2'02.135</b>	162.4 Km/h

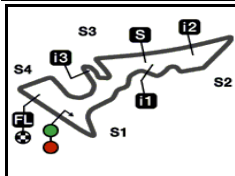
The results are provisional until the end of the limit for protest and appeals.

Time limit for protest expires 30' after publication of the results - ..... Time: .....

These data/results cannot be reproduced, stored and/or transmitted in whole or in part by any manner of electronic, mechanical, photocopying, recording, broadcasting or otherwise now known or herein after developed without the previous express consent by the copyright owner, except for reproduction in daily press and regular printed publications on sale to the public within 60 days of the event related to those data/results and always provided that copyright symbol appears together as follows below.

© DORNA, 2022

Official MotoGP Timing by **TISSOT**  
www.motogp.com**Austin, Friday, April 08, 2022**



5513 m.

## RED BULL GRAND PRIX OF THE AMERICAS

## Free Practice Nr. 1

## Top Speed &amp; Average

4



Rider	Nation	Motorcycle	Top 5 speeds					Average	Top
43 Jack MILLER	AUS	DUCATI	350.6	343.9	343.9	343.9	343.9	345.2	350.6
33 Brad BINDER	RSA	KTM	347.2	347.2	345.0	341.7	341.7	344.6	347.2
23 Enea BASTIANINI	ITA	DUCATI	346.1	345.0	342.8	342.8	341.7	342.7	346.1
42 Alex RINS	SPA	SUZUKI	346.1	343.9	343.9	342.8	341.7	343.7	346.1
73 Alex MARQUEZ	SPA	HONDA	346.1	346.1	345.0	341.7	341.7	343.0	346.1
93 Marc MARQUEZ	SPA	HONDA	346.1	345.0	345.0	343.9	341.7	344.3	346.1
30 Takaaki NAKAGAMI	JPN	HONDA	345.0	345.0	343.9	343.9	343.9	344.3	345.0
5 Johann ZARCO	FRA	DUCATI	343.9	340.6	340.6	340.6	339.6	340.3	343.9
41 Aleix ESPARGARO	SPA	APRILIA	343.9	342.8	341.7	341.7	341.7	342.3	343.9
72 Marco BEZZECCHI	ITA	DUCATI	343.9	342.8	341.7	341.7	341.7	342.4	343.9
36 Joan MIR	SPA	SUZUKI	342.8	341.7	340.6	337.5	337.5	339.3	342.8
40 Darryn BINDER	RSA	YAMAHA	342.8	342.8	340.6	339.6	339.6	341.1	342.8
44 Pol ESPARGARO	SPA	HONDA	342.8	342.8	342.8	342.8	341.7	342.4	342.8
12 Maverick VIÑALES	SPA	APRILIA	341.7	341.7	340.6	340.6	340.6	340.9	341.7
63 Francesco BAGNAIA	ITA	DUCATI	341.7	340.6	340.6	340.6	339.6	340.6	341.7
87 Remy GARDNER	AUS	KTM	341.7	335.4	335.4	335.4	334.3	336.4	341.7
25 Raul FERNANDEZ	SPA	KTM	340.6	340.6	337.5	335.4	334.3	336.7	340.6
89 Jorge MARTIN	SPA	DUCATI	340.6	340.6	339.6	338.5	336.4	338.7	340.6
4 Andrea DOVIZIOSO	ITA	YAMAHA	339.6	339.6	338.5	338.5	337.5	338.5	339.6
10 Luca MARINI	ITA	DUCATI	339.6	338.5	337.5	337.5	337.5	338.1	339.6
49 Fabio DI GIANNANTONIO	ITA	DUCATI	338.5	338.5	338.5	337.5	337.5	338.0	338.5
88 Miguel OLIVEIRA	POR	KTM	337.5	337.5	336.4	335.4	335.4	336.1	337.5
20 Fabio QUARTARARO	FRA	YAMAHA	336.4	335.4	335.4	334.3	334.3	334.8	336.4
21 Franco MORBIDELLI	ITA	YAMAHA	334.3	333.3	333.3	332.3	332.3	333.1	334.3

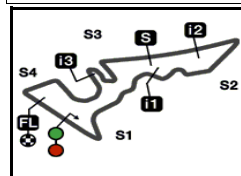
These data/results cannot be reproduced, stored and/or transmitted in whole or in part by any manner of electronic, mechanical, photocopying, recording, broadcasting or otherwise now known or herein after developed without the previous express consent by the copyright owner, except for reproduction in daily press and regular printed publications on sale to the public within 60 days of the event related to those data/results and always provided that copyright symbol appears together as follows below.

© DORNA, 2022

Official MotoGP Timing by TISSOT  
www.motogp.com



Austin, Friday, April 08, 2022



5513 m.

## RED BULL GRAND PRIX OF THE AMERICAS

## Free Practice Nr. 1

## Chronological Analysis of Performances

5

\* Lap / Sector time cancelled

T1 Time from finish line to 1st intermediate

T3 Time from 2nd intermed. to 3rd intermed.

P Crossing the finish line in pit lane

T2 Time from 1st intermed. to 2nd intermed.

T4 Time from 3rd intermediate to finish line

\*\* Tyre data subject to further updates

Lap	Lap Time	T1	T2	T3	T4	Speed	Lap	Lap Time	T1	T2	T3	T4	Speed				
<b>1st</b>	<b>42</b>	<b>Alex RINS</b>					SUZUKI	SPA	12	2'13.835	P	37.620	31.364	31.630	33.221	335.4	
		Team SUZUKI ECSTAR							<b>Run # 3</b>	Front Tyre missing data		Rear Tyre missing data					
		Runs=3		Total laps=15		Full laps=10		Laps at start						12 Laps at start			
Run #	1	Front Tyre	Slick-Soft	Rear Tyre	Slick-Medium	Speed	Run #	1	Front Tyre	Slick-Soft	Rear Tyre	Slick-Medium	Speed				
		New Tyre		New Tyre					New Tyre		New Tyre						
1	3'04.188	36.477	33.386	39.180	31.435	337.5	13	6'38.626	34.485	31.071	32.594	28.821	340.6				
2	2'08.335	*	36.371	31.095	31.591	29.278*	334.3	14	<b>2'04.367</b>	34.880	30.417	30.600	28.470	341.7			
3	<b>2'07.028</b>	36.088	30.904	31.177	28.859	346.1	15	<b>2'04.015</b>	34.823	30.205	30.475	28.512	340.6				
4	<b>2'08.163</b>	35.383	30.769	33.071	28.940	343.9											
5	<b>2'05.516</b>	35.314	30.404	30.938	28.860	340.6											
6	<b>2'04.963</b>	34.999	30.495	30.846	28.623	342.8											
7	2'19.901	P	39.742*	33.000	33.263	33.896	295.0										
Run #	2	Front Tyre	Slick-Soft	Rear Tyre	Slick-Medium	Speed	Run #	1	Front Tyre	Slick-Soft	Rear Tyre	Slick-Medium	Speed				
		7 Laps at start		7 Laps at start					New Tyre		New Tyre						
unfinished	35.223																
Run #	3	Front Tyre	Slick-Soft	Rear Tyre	Slick-Medium	Speed	Run #	2	Front Tyre	Slick-Soft	Rear Tyre	Slick-Medium	Speed				
		New Tyre		New Tyre					New Tyre		New Tyre						
8	2'14.254	P	36.908	31.733	32.471	33.142	338.5										
Run #	4	Front Tyre	Slick-Soft	Rear Tyre	Slick-Medium	Speed	Run #	1	Front Tyre	Slick-Soft	Rear Tyre	Slick-Medium	Speed				
		1 Laps at start		1 Laps at start					New Tyre		New Tyre						
9	3'00.521	36.427	31.157	31.333	28.844	340.6											
10	<b>2'04.781</b>	35.093	30.368	30.786	28.534	343.9											
11	<b>2'04.435</b>	34.959	30.368	30.644	28.464	341.7											
12	<b>2'04.168</b>	34.976	30.174	30.587	28.431	340.6											
13	<b>2'04.073</b>	34.770	30.329	30.545	28.429	339.6											
14	<b>2'04.007</b>	34.791	30.216	30.564	28.436	340.6											
<b>2nd</b>	<b>12</b>	<b>Maverick VIÑALES</b>					APRILIA	SPA	<b>3rd</b>	<b>43</b>	<b>Jack MILLER</b>					DUCATI	AUS
		Aprilia Racing									Ducati Lenovo Team						
		Runs=2		Total laps=15		Full laps=9				Runs=1		Total laps=18		Full laps=14			
Run #	1	Front Tyre	Slick-Soft	Rear Tyre	Slick-Medium	Speed	Run #	1	Front Tyre	Slick-Soft	Rear Tyre	Slick-Medium	Speed				
		New Tyre		New Tyre					New Tyre		New Tyre						
1	3'27.440	36.806	33.422	33.486	31.121	336.4											
2	2'10.692	*	37.017	31.494	32.087	30.094*	338.5										
3	<b>2'08.457</b>	36.469	31.334	31.433	29.221	338.5											
4	<b>2'06.769</b>	35.657	30.826	31.374	28.912	340.6											
5	<b>2'05.913</b>	35.444	30.703	30.996	28.770	338.5											
6	<b>2'05.253</b>	35.368	30.298	31.000	28.587	339.6											
7	<b>2'04.831</b>	35.085	30.232	30.945	28.569	341.7											
8	2'18.885	P	42.664	31.767	31.458	32.996	336.4										
Run #	2	Front Tyre	missing data	Rear Tyre	missing data	Speed	Run #	2	Front Tyre	Slick-Soft	Rear Tyre	Slick-Medium	Speed				
		Laps at start		8 Laps at start					New Tyre		New Tyre						
9	10'25.488	34.167	31.155	31.398	28.949	339.6											
10	<b>2'05.394</b>	35.406	30.307	30.945	28.736	340.6											
11	<b>2'04.373</b>	34.995	30.268	30.626	28.484	340.6											
<b>4th</b>	<b>20</b>	<b>Fabio QUARTARARO</b>					YAMAHA	FRA	<b>4th</b>	<b>20</b>	<b>Fabio QUARTARARO</b>					YAMAHA	FRA
		Monster Energy Yamaha MotoGP									Monster Energy Yamaha MotoGP						
		Runs=1		Total laps=17		Full laps=13				Runs=1		Total laps=17		Full laps=13			
Run #	1	Front Tyre	Slick-Soft	Rear Tyre	Slick-Medium	Speed	Run #	1	Front Tyre	Slick-Soft	Rear Tyre	Slick-Medium	Speed				
		New Tyre		New Tyre					New Tyre		New Tyre						
1	3'36.776	35.999	32.715	32.637	30.196	331.2											
2	2'08.367	*	36.280	31.379*	31.572	29.136*	334.3										
3	<b>2'06.900</b>	35.761	30.883	31.272	28.984	333.3											
4	<b>2'05.624</b>	35.402	30.570	30.879	28.773	333.3											
5	<b>2'05.512</b>	35.287	30.548	30.952	28.725	333.3											
6	<b>2'05.152</b>	35.109	30.484	30.886	28.673	333.3											
7	<b>2'04.716</b>	35.116	30.389	30.651	28.560	334.3											
<b>Fastest Lap:</b>	Alex RINS	Team SUZUKI ECST					SPA	<b>2'04.007</b>	34.791	30.216	30.564	28.436					

These data/results cannot be reproduced, stored and/or transmitted in whole or in part by any manner of electronic, mechanical, photocopying, recording, broadcasting or otherwise now known or herein after developed without the previous express consent by the copyright owner, except for reproduction in daily press and regular printed publications on sale to the public within 60 days of the event related to those data/results and always provided that copyright symbol appears together as follows below.  
© DORNA, 2022



# Free Practice Nr. 1

# MotoGP

Lap	Lap Time	T1	T2	T3	T4	Speed	Lap	Lap Time	T1	T2	T3	T4	Speed
8	2'13.961	34.959	30.456	35.592	32.954	333.3	8	6'03.173	33.747	31.964	36.799	29.330	338.5
9	2'05.370	35.447	30.532	30.702	28.689	334.3	9	2'05.111	35.280	30.465	30.618	28.748	341.7
10	2'09.179 P	35.246	30.464	30.656	32.813	333.3	10	2'10.575	40.447	30.761	30.745	28.622	342.8
<b>Run # 2</b>	<i>Front Tyre</i>	<i>Slick-Soft</i>	<i>Rear Tyre</i>	<i>Slick-Medium</i>									
	<i>10 Laps at start</i>			<i>10 Laps at start</i>									
11	10'16.988	34.456	31.602	31.593	29.128	333.3	11	2'10.695 *	35.186	34.483*	32.009	29.017	325.3
12	2'05.025	35.171	30.473	30.811	28.570	334.3	12	2'13.530	35.090	30.463	30.550	37.427	341.7
13	2'04.563	35.027	30.338	30.609	28.589	336.4	13	2'04.581	35.089	30.390	30.455	28.647	342.8
14	2'04.450	34.951	30.356	30.601	28.542	335.4	14	2'23.961	43.325	34.534	36.015	30.087	319.5
15	2'06.363	34.996	30.550	31.651	29.166	333.3	15	2'04.911	35.287	30.459	30.486	28.679	342.8
16	2'04.840	35.004	30.319	30.818	28.699	334.3							
17	2'04.607	34.919	30.289	30.767	28.632	335.4							

**7th 23 Enea BASTIANINI** DUCATI ITA  
Gresini Racing MotoGP

Runs=1 Total laps=15 Full laps=11

**5th 93 Marc MARQUEZ** HONDA SPA  
Repsol Honda Team

Runs=2 Total laps=17 Full laps=10

Run #	1	Front Tyre	Slick-Soft	Rear Tyre	Slick-Medium	New Tyre	New Tyre
1	3'03.062	37.428	33.078	32.810	30.158	341.7	
2	2'09.384 *	36.766	31.402	31.514	29.702*	345.0	
3	2'08.024	36.212	31.330	31.125	29.357	346.1	
4	2'05.058 *	35.403	30.381	30.458	28.816*	345.0	
5	2'08.808	36.024	31.633	32.098	29.053	327.2	
6	2'04.469	35.072	30.344	30.374	28.679	343.9	
7	2'19.138 P	38.940*	33.058	33.091	34.049	306.8	

Run #	2	Front Tyre	Slick-Soft	Rear Tyre	Slick-Medium	7 Laps at start	7 Laps at start
8	7'42.454	37.410	32.310	31.490	29.487	338.5	
9	2'06.724	36.205	30.836	30.776	28.907	338.5	
10	2'06.944	35.422	31.408	31.205	28.909	339.6	
11	2'06.750	35.339	30.340	31.575	29.496	339.6	
12	2'04.822	35.287	30.194	30.435	28.906	339.6	
13	2'18.710 P	39.602*	32.869	32.511	33.728	335.4	

Run #	3	Front Tyre	Slick-Soft	Rear Tyre	Slick-Medium	13 Laps at start	13 Laps at start
14	6'16.164	37.779	32.094	33.269	32.220	337.5	
15	2'07.478	36.254	30.975	31.010	29.239	338.5	
16	2'05.344	35.270	30.143	30.425	29.506	339.6	
17	2'10.604	35.098	30.202	34.977	30.327	339.6	

**6th 44 Poi ESPARGARO** HONDA SPA  
Repsol Honda Team

Runs=2 Total laps=15 Full laps=8

Run #	1	Front Tyre	Slick-Soft	Rear Tyre	Slick-Medium	New Tyre	New Tyre
1	2'41.873	38.584	35.205	33.339	30.026	321.4	
2	4'51.636 P	37.096	33.991	32.784	3'07.765	338.5	
Run #	2	Front Tyre	Slick-Soft	Rear Tyre	Slick-Medium	2 Laps at start	2 Laps at start
3	8'37.765	35.317	33.550	35.090	29.561	334.3	
4	2'08.037	35.942	31.485	31.457	29.153	339.6	
5	2'06.540	35.488	31.132	30.974	28.946	338.5	
6	2'12.492 *	40.058*	32.707*	30.870	28.857	342.8	
7	2'19.912 P	35.445	35.772	34.951	33.744	312.1	
Run #	3	Front Tyre	Slick-Soft	Rear Tyre	Slick-Medium	7 Laps at start	7 Laps at start

**8th 41 Aleix ESPARGARO** APRILIA SPA  
Aprilia Racing

Runs=2 Total laps=16 Full laps=10

Run #	1	Front Tyre	Slick-Soft	Rear Tyre	Slick-Medium	New Tyre	New Tyre
1	3'02.424	36.916	34.311	33.488	30.471	339.6	
2	2'09.352 *	36.849	31.712	31.568	29.223*	341.7	
3	2'07.271	35.986	31.186	31.059	29.040	343.9	
4	2'06.135	35.787	30.636	31.035	28.677	339.6	
5	2'05.994	35.461	30.726	30.974	28.833	339.6	
6	2'08.651	35.525	30.593	33.918	28.615	341.7	
7	2'16.784 P	37.079	33.617	32.228	33.860	326.2	

Run #	2	Front Tyre	Slick-Soft	Rear Tyre	Slick-Medium	7 Laps at start	7 Laps at start
8	8'25.404	34.687	32.190	31.449	28.887	339.6	
9	2'05.861	35.652	30.586	30.865	28.758	340.6	
10	2'05.664	35.397	30.504	31.115	28.648	340.6	
11	2'04.956	35.254	30.378	30.740	28.584	341.7	
12	2'12.129 P	35.370	32.325	31.032	33.402	340.6	

Run #	3	Front Tyre	Slick-Soft	Rear Tyre	Slick-Medium	New Tyre	12 Laps at start
13	7'09.320	35.011	31.303	31.252	29.351	339.6	
14	2'04.686	35.304	30.326	30.514	28.542	341.7	
15	2'04.707	34.927	30.354	30.633	28.793	342.8	

**Fastest Lap:** Alex RINS Team SUZUKI ECST SPA 2'04.007 34.791 30.216 30.564 28.436

These data/results cannot be reproduced, stored and/or transmitted in whole or in part by any manner of electronic, mechanical, photocopying, recording, broadcasting or otherwise now known or herein after developed without the previous express consent by the copyright owner, except for reproduction in daily press and regular printed publications on sale to the public within 60 days of the event related to those data/results and always provided that copyright symbol appears together as follows below.  
© DORNA, 2022





# Free Practice Nr. 1

# MotoGP

Lap	Lap Time	T1	T2	T3	T4	Speed
16	2'04.686	35.122	30.355	30.634	28.575	340.6

**9th 30** **Takaaki NAKAGAMI** HONDA JPN  
LCR Honda IDEMITSU

Runs=1 Total laps=18 Full laps=13

Run #	1	Front Tyre	Slick-Soft	Rear Tyre	Slick-Medium	
		New Tyre		New Tyre		
1	2'46.440	36.992	33.561	33.764	30.070	322.3
2	2'11.997	39.459	31.747	31.658	29.133	343.9
3	2'08.833	36.538	31.598	31.640	29.057	337.5
4	2'07.835	36.123	31.070	31.166	29.476	345.0
5	2'07.069	35.654	31.060	31.264	29.091	345.0
6	2'11.437	36.229	31.575	34.465	29.168	341.7
7	2'05.777	35.446	30.541	30.988	28.802	343.9
8	2'05.614	35.338	30.471	30.971	28.834	343.9
9	2'21.349	P 40.909*	33.158	33.161	34.121	333.3

Run #	2	Front Tyre	Slick-Soft	Rear Tyre	Slick-Medium	
		9 Laps at start		9 Laps at start		
10	8'58.188	36.688	32.522	32.721	29.191	335.4
11	2'05.738	35.504	30.606	30.957	28.671	338.5
12	2'05.090	35.074	30.588	30.672	28.756	338.5
13	2'12.430	37.205	32.945	33.151	29.129	339.6
14	2'04.744	35.009	30.369	30.653	28.713	340.6
15	2'12.159	* 36.901*	31.226	34.264	29.768	339.6
16	2'05.939	35.443	30.760	31.037	28.699	342.8
17	2'05.112	35.253	30.437	30.672	28.750	341.7
18	2'29.231	* 50.083*	35.298	33.299	30.551	331.2

**10th 5** **Johann ZARCO** DUCATI FRA  
Pramac Racing

Runs=1 Total laps=17 Full laps=13

Run #	1	Front Tyre	Slick-Soft	Rear Tyre	Slick-Medium	
		New Tyre		New Tyre		
1	2'23.304	37.818	34.683	33.456	30.069	334.3
2	2'09.509	37.040	31.685	31.477	29.307	339.6
3	2'06.946	35.955	31.027	31.031	28.933	339.6
4	2'06.403	* 35.621	30.950*	30.822	29.010	338.5
5	2'05.918	35.427	30.717	30.927	28.847	339.6
6	2'07.258	37.318	30.555	30.742	28.643	340.6
7	2'05.553	35.481	30.472	30.757	28.843	339.6
8	2'05.807	35.480	30.540	30.849	28.938	339.6
9	2'19.248	P 43.286*	31.583	30.651	33.728	340.6

Run #	2	Front Tyre	Slick-Soft	Rear Tyre	Slick-Medium	
		9 Laps at start		9 Laps at start		
10	10'15.027	36.596	33.312	32.066	29.475	335.4
11	2'06.625	35.660	30.674	31.365	28.926	337.5
12	2'29.703	39.843	31.288	36.316	42.256	338.5
13	2'18.874	35.707	40.416	33.752	28.999	279.0
14	2'05.119	35.296	30.397	30.709	28.717	340.6
15	2'10.488	35.226	30.721	35.535	29.006	339.6
16	2'04.893	35.208	30.284	30.790	28.611	343.9
17	2'10.142	40.209	30.426	30.823	28.684	338.5

**11th 36** **Joan MIR** SUZUKI SPA  
Team SUZUKI ECSTAR

Runs=2 Total laps=16 Full laps=11

1	3'00.435	38.473	34.103	34.037	30.947	333.3
2	2'09.552	36.901	31.578	31.531	29.542	334.3
3	2'11.543	36.577	31.324	34.261	29.381	335.4

**Fastest Lap:** Alex RINS Team SUZUKI ECST SPA 2'04.007 34.791 30.216 30.564 28.436

These data/results cannot be reproduced, stored and/or transmitted in whole or in part by any manner of electronic, mechanical, photocopying, recording, broadcasting or otherwise now known or herein after developed without the previous express consent by the copyright owner, except for reproduction in daily press and regular printed publications on sale to the public within 60 days of the event related to those data/results and always provided that copyright symbol appears together as follows below.  
© DORNA, 2022

Official MotoGP Timing by TISSOT  
www.motogp.com

Austin, Friday, April 08, 2022

Page 3 of 6



Lap	Lap Time	T1	T2	T3	T4	Speed
Run # 1	Front Tyre	Slick-Soft	Rear Tyre	Slick-Medium		
		New Tyre		New Tyre		
1	2'24.717	38.168	33.200	33.130	30.108	332.3
2	2'08.594	36.672	31.363	31.439	29.120	340.6
3	2'06.967	35.744	31.118	31.298	28.807	341.7
4	2'06.064	35.485	30.787	30.923	28.869	342.8
5	2'23.588	P 41.299*	33.416	33.216	35.657	325.3

Run #	2	Front Tyre	Slick-Soft	Rear Tyre	Slick-Medium	
		5 Laps at start		5 Laps at start		
6	5'38.342	34.277	31.656	31.267	29.071	336.4
7	2'06.525	35.651	31.024	30.968	28.882	337.5
8	2'05.600	35.602	30.611	30.715	28.672	337.5
9	2'19.982	P 38.578*	33.470	33.358	34.576	328.2

Run #	3	Front Tyre	Slick-Soft	Rear Tyre	Slick-Medium	
		9 Laps at start		9 Laps at start		
10	9'05.662	34.147	31.205	31.050	29.083	336.4
11	2'05.402	35.400	30.726	30.687	28.589	336.4
12	2'04.900	35.392	30.323	30.622	28.563	337.5
13	2'05.132	35.397	30.444	30.733	28.558	334.3
14	2'12.694	40.153	31.710	31.852	28.979	336.4
15	2'04.910	35.416	30.368	30.539	28.587	336.4
16	2'13.192	35.281	30.376	38.268	29.267	337.5

**12th 33** **Brad BINDER** KTM RSA  
Red Bull KTM Factory Racing

Runs=1 Total laps=17 Full laps=13

Run #	1	Front Tyre	Slick-Soft	Rear Tyre	Slick-Hard	
		New Tyre		New Tyre		
1	2'43.110	39.363	36.333	34.069	30.212	301.6
2	2'10.125	37.013	31.912	31.947	29.253	345.0
3	2'07.527	36.145	31.119	31.354	28.909	347.2
4	2'11.227	35.524	31.329	35.332	29.042	347.2
5	2'06.403	* 35.464	30.864*	31.075	29.000	340.6
6	2'05.825	35.498	30.634	30.896	28.797	341.7
7	2'13.621	40.427	31.840	31.750	29.604	340.6
8	2'08.242	35.715	30.918	32.681	28.928	338.5
9	2'15.612	P 38.439*	31.581	31.875	33.717	335.4

Run #	2	Front Tyre	missing data	Rear Tyre	missing data	
		Laps at start		New Tyre		
10	11'55.808	37.287	37.941	32.587	29.336	333.3
11	2'13.064	37.691	30.769	35.484	29.120	338.5
12	2'07.111	35.778	30.805	31.209	29.319	337.5
13	2'12.777	41.876	30.879	31.165	28.857	337.5
14	2'11.802	37.361	30.968	32.009	31.464	338.5
15	2'06.499	35.468	30.791	31.126	29.114	339.6
16	2'05.216	35.201	30.463	30.814	28.738	339.6
17	2'04.983	35.134	30.351	30.714	28.784	341.7

**13th 63** **Francesco BAGNAIA** DUCATI ITA  
Ducati Lenovo Team

Runs=1 Total laps=17 Full laps=13

Run #	1	Front Tyre	Slick-Soft	Rear Tyre	Slick-Medium	
		New Tyre		New Tyre		
1	3'00.435	38.473	34.103	34.037	30.947	333.3
2	2'09.552	36.901	31.578	31.531	29.542	334.3
3	2'11.543	36.577	31.324	34.261	29.381	335.4

# Free Practice Nr. 1

# MotoGP

Lap	Lap Time	T1	T2	T3	T4	Speed	Lap	Lap Time	T1	T2	T3	T4	Speed
4	2'07.245	36.058	30.897	31.340	28.950	340.6	9	2'05.436	35.192	30.523	30.948	28.773	341.7
5	2'06.563	35.580	30.824	31.141	29.018	340.6	10	2'13.714 P	36.663	31.688	32.086	33.277	333.3
6	2'12.359	35.515	33.478	33.411	29.955	334.3	<b>Run # 2</b> Front Tyre Slick-Soft Rear Tyre Slick-Medium						
7	2'07.891	35.647	30.771	32.003	29.470	340.6	10 Laps at start 10 Laps at start						
8	2'05.673	35.340	30.575	30.893	28.865	336.4	11	9'10.180	34.631	31.196	31.482	29.104	340.6
9	2'14.667 P	36.755*	31.920	32.647	33.345	331.2	12	2'07.454	36.578	31.023	30.928	28.925	340.6
<b>Run # 2</b> Front Tyre Slick-Soft Rear Tyre Slick-Medium						9 Laps at start 9 Laps at start							
10	10'14.509	35.311	30.989	31.051	28.993	335.4	13	2'05.404	35.346	30.447	30.798	28.813	340.6
11	2'05.454	35.337	30.564	30.772	28.781	337.5	14	2'05.400	35.224	30.450	30.900	28.826	341.7
12	2'05.531	35.261	30.673	30.760	28.837	338.5	15	2'09.953	35.205	30.621	35.048	29.079	341.7
13	2'12.129	39.361	31.908	31.827	29.033	338.5	16	2'09.383	35.720	30.831	32.041	30.791	325.3
14	2'05.352	35.238	30.512	30.776	28.826	338.5	17	2'05.585	35.478	30.442	30.859	28.806	345.0
15	2'16.224	35.274	34.012	35.308	31.630	314.8	18	2'05.235	35.214	30.327	30.815	28.879	341.7
16	2'05.003	35.222	30.396	30.794	28.591	341.7							
17	2'04.745 *	34.961	30.430*	30.749	28.605	339.6							

**14th 89** **Jorge MARTIN** DUCATI SPA  
Pramac Racing  
Runs=2 Total laps=16 Full laps=11

Run #	1	Front Tyre	Slick-Soft	Rear Tyre	Slick-Medium	New Tyre	New Tyre
1	2'40.997	36.212	33.983	32.609	30.302	338.5	
2	2'09.497	37.073	31.631	31.462	29.331	333.3	
3	2'07.751	36.171	31.245	31.430	28.905	336.4	
4	2'06.258	35.589	30.869	31.020	28.780	334.3	
5	2'13.028	40.182	31.960	32.150	28.736	340.6	
6	2'05.914	35.393	30.539	31.017	28.965	339.6	
7	2'19.968 P	39.802*	32.126	31.958	36.082	336.4	
<b>Run # 2</b> Front Tyre Slick-Soft Rear Tyre Slick-Medium						7 Laps at start 7 Laps at start	
8	7'21.725 *	37.002	31.565*	32.595	29.119	332.3	
9	2'05.831	35.476	30.725	30.815	28.815	335.4	
10	2'05.909	35.439	30.666	31.131	28.673	335.4	
11	2'05.317	35.214	30.534	30.876	28.693	335.4	
12	2'05.222	35.389	30.473	30.678	28.682	335.4	
13	2'20.276 P	39.138*	32.639	33.244	35.255	334.3	
<b>Run # 3</b> Front Tyre Slick-Soft Rear Tyre Slick-Medium						13 Laps at start 13 Laps at start	
14	7'04.800	35.625	33.022	34.184	29.207	334.3	
15	2'05.050	35.212	30.504	30.669	28.665	335.4	
16	2'10.342	37.363	30.309	32.196	30.474	340.6	

**15th 73** **Alex MARQUEZ** HONDA SPA  
LCR Honda CASTROL  
Runs=1 Total laps=18 Full laps=15

Run #	1	Front Tyre	Slick-Soft	Rear Tyre	Slick-Medium	New Tyre	New Tyre
1	2'25.263	37.680	33.971	33.319	29.989	331.2	
2	2'08.794	36.579	31.381	31.668	29.166	341.7	
3	2'06.944	35.599	30.826	31.556	28.963	346.1	
4	2'05.701	35.546	30.558	30.878	28.719	346.1	
5	2'06.084	35.550	30.562	30.885	29.087	340.6	
6	2'06.166	35.396	30.945	30.919	28.906	340.6	
7	2'09.930	38.590	31.112	31.294	28.934	340.6	
8	2'05.146	35.118	30.473	30.832	28.723	341.7	

**16th 10** **Luca MARINI** DUCATI ITA  
Mooney VR46 Racing Team  
Runs=2 Total laps=17 Full laps=12

Run #	1	Front Tyre	Slick-Soft	Rear Tyre	Slick-Medium	New Tyre	New Tyre
1	3'00.558	38.034	34.175	34.084	30.771	321.4	
2	2'10.020	37.054	31.723	31.695	29.548	337.5	
3	2'11.568	36.206	31.305	34.695	29.362	339.6	
4	2'07.808	36.073	31.180	31.274	29.281	338.5	
5	2'06.916	35.934	30.843	31.094	29.045	337.5	
6	2'06.938	35.759	30.906	31.226	29.047	334.3	
7	2'11.999	35.645	31.296	35.647	29.411	327.2	
8	2'06.386	35.628	30.714	31.022	29.022	337.5	
9	2'16.819 P	38.044	32.024	32.897	33.854	330.2	
<b>Run # 2</b> Front Tyre Slick-Soft Rear Tyre Slick-Medium						9 Laps at start 9 Laps at start	
10	10'14.464	34.835	31.560	31.353	29.030	335.4	
11	2'06.572	35.828	30.894	30.899	28.951	335.4	
12	2'05.596	35.418	30.599	30.792	28.787	335.4	
13	2'22.727 *	38.579	32.849	34.535	36.764*	322.3	
14	2'05.933	35.668	30.701	30.637	28.927	336.4	
15	2'05.504	35.291	30.524	30.822	28.867	336.4	
16	2'05.177	35.273	30.347	30.809	28.748	336.4	
17	2'29.778 P	42.254*	35.672	35.082	36.770	318.5	

**17th 21** **Franco MORBIDELLI** YAMAHA ITA  
Monster Energy Yamaha MotoGP  
Runs=2 Total laps=14 Full laps=8

Run #	1	Front Tyre	Slick-Soft	Rear Tyre	Slick-Medium	New Tyre	New Tyre
1	2'25.755	38.033	33.394	32.758	30.051	331.2	
2	2'08.719	36.497	31.448	31.545	29.229	333.3	
3	2'07.441	35.683	30.870	31.547	29.341	334.3	
4	2'06.234	35.689	30.623	30.992	28.930	333.3	
5	2'17.718	42.315	33.413	32.063	29.927	322.3	
6	2'05.695	35.387	30.613	30.900	28.795	331.2	
7	2'14.623	36.360	34.703	33.662	29.898	310.3	
8	2'18.517 P	35.296	34.312	33.950	34.959	272.7	
<b>Run # 2</b> Front Tyre Slick-Soft Rear Tyre Slick-Medium						8 Laps at start 8 Laps at start	
9	10'14.463	35.498	31.819	31.815	29.181	322.3	
10	2'06.458	35.783	30.884	30.920	28.871	332.3	
11	2'12.650 P	35.364	30.438	33.262	33.586	330.2	

**Fastest Lap:** Alex RINS Team SUZUKI ECST SPA 2'04.007 34.791 30.216 30.564 28.436

These data/results cannot be reproduced, stored and/or transmitted in whole or in part by any manner of electronic, mechanical, photocopying, recording, broadcasting or otherwise now known or herein after developed without the previous express consent by the copyright owner, except for reproduction in daily press and regular printed publications on sale to the public within 60 days of the event related to those data/results and always provided that copyright symbol appears together as follows below.  
© DORNA, 2022



# Free Practice Nr. 1

MotoGP

Lap	Lap Time	T1	T2	T3	T4	Speed	Lap	Lap Time	T1	T2	T3	T4	Speed
Run # 3	Front Tyre	Slick-Soft	Rear Tyre	Slick-Medium									
	11 Laps at start	11 Laps at start											
12	9'26.905	34.381	31.057	30.830	29.024	332.3							
13	2'06.227 *	35.465	31.175*	30.793	28.794	330.2							
14	2'05.287	35.234	30.342	30.909	28.802	331.2							

**18th 4** **Andrea DOVIZIOSO** YAMAHA ITA  
 WithU Yamaha RNF MotoGP Team  
 Runs=3 Total laps=15 Full laps=9

Run # 1	Front Tyre	Slick-Soft	Rear Tyre	Slick-Medium			
	New Tyre	New Tyre					
1	2'26.008	38.156	33.499	32.895	29.837	339.6	
2	2'09.120	36.812	31.468	31.716	29.124	338.5	
3	2'08.974	35.905	30.875	32.825	29.369	339.6	
4	2'06.932	35.803	31.072	31.227	28.830	338.5	
5	2'12.332 P	35.981	31.163	32.045	33.143	335.4	

Run # 2	Front Tyre	Slick-Soft	Rear Tyre	Slick-Medium			
	5 Laps at start		5 Laps at start				
6	7'29.107	35.830	32.038	31.834	29.095	333.3	
7	2'05.863	35.413	30.734	30.950	28.766	335.4	
8	2'05.324	35.386	30.529	30.737	28.672	337.5	
9	2'13.585 P	35.281	30.733	33.965	33.606	333.3	

Run # 3	Front Tyre	Slick-Soft	Rear Tyre	Slick-Medium			
	9 Laps at start		9 Laps at start				
10	10'26.699	40.235	32.492	32.396	29.540	333.3	
11	2'07.017	35.730	30.905	31.568	28.814	335.4	
12	2'05.702	35.267	30.466	31.118	28.851	335.4	
13	2'12.169	35.201	30.548	37.596	28.824	335.4	
14	2'05.410	35.111	30.477	31.044	28.778	337.5	
15	2'33.045 P	48.394*	37.484	33.428	33.739	323.3	

**19th 25** **Raul FERNANDEZ** KTM SPA  
 Tech3 KTM Factory Racing  
 Runs=1 Total laps=14 Full laps=9

Run # 1	Front Tyre	Slick-Soft	Rear Tyre	Slick-Medium			
	New Tyre		New Tyre				
1	2'48.137	37.028	33.791	33.150	30.758	334.3	
2	2'09.871	37.063	31.753	31.641	29.414	337.5	
3	2'09.569	36.637	31.532	31.831	29.569	331.2	
4	2'09.146	36.176	31.177	32.624	29.169	340.6	
5	2'06.962	35.856	30.961	31.149	28.996	335.4	
6	2'06.853	35.835	30.868	31.191	28.959	340.6	
7	2'30.358 P	43.922*	35.322	37.274	33.840	225.4	

Run # 2	Front Tyre	Slick-Soft	Rear Tyre	Slick-Medium			
	New Tyre		7 Laps at start				
8	16'50.502	35.807	33.017	32.187	32.365	333.3	
9	2'06.160	35.713	30.845	30.934	28.668	332.3	
10	2'11.781 *	35.329	30.587	34.238	31.627*	334.3	
11	2'07.480	36.800	30.799	30.900	28.981	333.3	
12	2'06.035	35.533	30.702	30.983	28.817	332.3	
13	2'05.326	35.313	30.516	30.812	28.685	334.3	
14	2'18.212 *	43.929*	32.451	31.866	29.966	331.2	

**20th 72** **Marco BEZZECCHI** DUCATI ITA  
 Mooney VR46 Racing Team  
 Runs=2 Total laps=16 Full laps=11

Run # 1	Front Tyre	missing data	Rear Tyre	missing data		
	**	Laps at start	**	Laps at start		
1	2'47.236	38.828	34.840	34.484	30.633	319.5
2	2'10.756	37.006	31.821	32.031	29.898	340.6
3	2'08.932	36.815	31.471	31.419	29.227	341.7
4	2'07.896	36.053	31.173	31.231	29.439	341.7
5	2'07.187	35.548	31.262	31.266	29.111	340.6
6	2'06.975	35.707	31.140	31.181	28.947	340.6
7	2'30.844 P	43.038	37.707	36.020	34.079	260.8

Run # 2	Front Tyre	missing data	Rear Tyre	missing data		
	**	Laps at start	**	Laps at start		
8	7'29.596	36.669	32.784	36.555	29.875	331.2
9	2'07.368	35.809	31.044	31.463	29.052	339.6
10	2'18.220	39.377	32.339	37.351	29.153	327.2
11	2'06.565	35.235	30.747	31.625	28.958	341.7
12	2'05.930	35.239	30.659	31.200	28.832	342.8
13	2'17.405 P	36.822	34.278	32.222	34.083	338.5

**21st 87** **Remy GARDNER** KTM AUS  
 Tech3 KTM Factory Racing  
 Runs=2 Total laps=15 Full laps=10

Run # 1	Front Tyre	Slick-Soft	Rear Tyre	Slick-Medium		
	New Tyre		New Tyre			
14	7'31.909	36.369	32.627	33.185	29.256	322.3
15	2'05.906	35.296	30.724	30.786	29.100	343.9
16	2'05.386	35.093	30.667	30.722	28.904	340.6

Run # 2	Front Tyre	Slick-Soft	Rear Tyre	Slick-Medium		
	6 Laps at start		6 Laps at start			
1	2'42.360	41.370	35.668	35.226	32.898	324.3
2	2'10.465	37.584	31.797	31.868	29.216	334.3
3	2'07.603	36.307	30.983	31.442	28.871	335.4
4	2'07.651	35.635	31.392	31.274	29.350	341.7
5	2'06.968	35.770	31.122	31.168	28.908	335.4
6	2'23.900 P	41.239	34.240	34.107	34.314	313.9

Run # 3	Front Tyre	Slick-Soft	Rear Tyre	Slick-Medium		
	New Tyre		New Tyre			
7	9'05.941	38.306	32.103	33.220	29.123	329.2
8	2'11.522	35.675	35.616	31.137	29.094	329.2
9	2'06.113	35.467	30.731	30.980	28.935	330.2
10	2'05.967	35.318	30.681	31.115	28.853	329.2
11	2'27.172 P	45.680*	34.675	33.036	33.781	329.2

**22nd 40** **Darryn BINDER** YAMAHA RSA  
 WithU Yamaha RNF MotoGP Team  
 Runs=2 Total laps=16 Full laps=9

Run # 1	Front Tyre	Slick-Soft	Rear Tyre	Slick-Medium		
	New Tyre		New Tyre			
12	8'06.069	36.585	35.643	34.060	32.818	321.4
13	2'05.780	35.500	30.523	30.765	28.992	335.4
14	2'05.672	35.487	30.680	30.902	28.603	331.2
15	2'13.068	35.235	30.408	34.229	33.196	331.2

**Fastest Lap:** Alex RINS Team SUZUKI ECST SPA 2'04.007 34.791 30.216 30.564 28.436

These data/results cannot be reproduced, stored and/or transmitted in whole or in part by any manner of electronic, mechanical, photocopying, recording, broadcasting or otherwise now known or herein after developed without the previous express consent by the copyright owner, except for reproduction in daily press and regular printed publications on sale to the public within 60 days of the event related to those data/results and always provided that copyright symbol appears together as follows below.  
 © DORNA, 2022



# Free Practice Nr. 1

MotoGP

Lap	Lap Time	T1	T2	T3	T4	Speed	Lap	Lap Time	T1	T2	T3	T4	Speed	
4	2'09.307	36.421	31.742	32.011	29.133	342.8	9	2'13.569 P	35.761	31.330	31.144	35.334	335.4	
5	2'07.366	35.700	31.517	31.269	28.880	339.6	<b>Run # 2</b>						<b>Front Tyre Slick-Soft</b>	<b>Rear Tyre Slick-Medium</b>
6	2'07.575	35.689	31.227	31.363	29.296	337.5							<b>9 Laps at start</b>	
7	2'18.716 P	39.193	32.351	31.959	35.213	337.5							<b>9 Laps at start</b>	
<b>Run # 2</b>							<b>Front Tyre Slick-Soft</b>		<b>Rear Tyre Slick-Medium</b>					
							<b>7 Laps at start</b>		<b>7 Laps at start</b>					
8	7'45.826	34.470	32.351	33.385	29.944	339.6	10	11'11.715	36.332	31.866	31.943	29.161	338.5	
9	2'09.698 *	36.621	32.128*	31.674	29.275	342.8	11	2'07.031	35.706	30.949	31.235	29.141	337.5	
10	2'08.891	36.491	31.497	31.544	29.359	336.4	12	2'06.525	35.544	31.018	31.076	28.887	337.5	
11	2'18.905	44.010	32.165	32.955	29.775	337.5	13	2'09.492	35.304	30.989	30.966	32.233	338.5	
12	2'07.925	36.113	30.977	31.463	29.372	340.6	14	2'06.497	35.353	31.147	30.976	29.021	337.5	
13	2'18.049 P	39.289	32.311	32.551	33.898	335.4	15	2'06.540	35.646	30.884	30.991	29.019	336.4	
<b>Run # 3</b>							<b>Front Tyre Slick-Soft</b>		<b>Rear Tyre Slick-Medium</b>					
							<b>New Tyre</b>		<b>New Tyre</b>					
14	8'17.798	36.765	32.851	33.494	34.107	333.3	16	2'06.685	35.564	30.946	31.182	28.993	335.4	
15	2'06.335	35.774	30.760	30.992	28.809	338.5								
16	2'06.198	35.402	30.765	31.229	28.802	338.5								

**23rd 88 Miguel OLIVEIRA** KTM POR  
Red Bull KTM Factory Racing

Runs=2 Total laps=15 Full laps=9

Run #	1	Front Tyre	Slick-Soft	Rear Tyre	Slick-Medium	Speed
		<b>New Tyre</b>		<b>New Tyre</b>		
1	2'41.505	37.740	35.158	33.369	30.177	322.3
2	2'10.570	37.061	31.872	32.148	29.489	336.4
3	2'07.943	35.934	31.234	31.542	29.233	334.3
4	2'07.758	35.796	31.177	31.484	29.301	335.4
5	2'07.113	35.884	31.021	31.121	29.087	333.3
6	2'06.789	35.630	30.967	31.146	29.046	333.3
7	2'17.671 P	38.020*	33.250	32.701	33.700	332.3
<b>Run # 2</b>						
		<b>7 Laps at start</b>		<b>7 Laps at start</b>		
8	8'36.860	35.404	32.134	32.056	29.334	333.3
9	2'07.156	35.802	31.002	31.263	29.089	335.4
10	2'06.547	35.641	30.784	31.044	29.078	335.4
11	2'11.364 *	39.564*	31.283	31.344	29.173	337.5
12	2'16.635 P	36.130*	32.772	34.261	33.472	284.2
<b>Run # 3</b>						
		<b>12 Laps at start</b>		<b>12 Laps at start</b>		
13	8'37.260	34.210	31.249	31.340	29.196	335.4
14	2'06.445	35.579	30.837	30.938	29.091	335.4
15	2'11.178	35.425	30.758	35.351	29.644	337.5

**24th 49 Fabio DI GIANNANTON** DUCATI ITA  
Gresini Racing MotoGP

Runs=1 Total laps=16 Full laps=13

Run #	1	Front Tyre	Slick-Soft	Rear Tyre	Slick-Medium	Speed
		<b>New Tyre</b>		<b>New Tyre</b>		
1	4'30.158	37.664	33.927	33.475	30.565	312.1
2	2'11.674	37.427	32.112	32.518	29.617	329.2
3	2'08.664	36.315	31.360	31.706	29.283	338.5
4	2'08.280	36.163	31.366	31.493	29.258	335.4
5	2'07.905	35.938	31.356	31.388	29.223	334.3
6	2'07.466	35.821	31.249	31.344	29.052	335.4
7	2'12.834	39.585	32.298	31.730	29.221	333.3
8	2'07.429	35.865	31.201	31.261	29.102	335.4

**Fastest Lap:** Alex RINS Team SUZUKI ECST SPA 2'04.007 34.791 30.216 30.564 28.436

These data/results cannot be reproduced, stored and/or transmitted in whole or in part by any manner of electronic, mechanical, photocopying, recording, broadcasting or otherwise now known or herein after developed without the previous express consent by the copyright owner, except for reproduction in daily press and regular printed publications on sale to the public within 60 days of the event related to those data/results and always provided that copyright symbol appears together as follows below.  
© DORNA, 2022

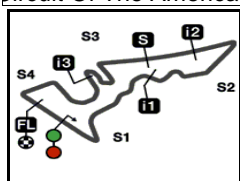
Official MotoGP Timing by TISSOT  
www.motogp.com

Austin, Friday, April 08, 2022

Page 6 of 6







5513 m.

## RED BULL GRAND PRIX OF THE AMERICAS

## Free Practice Nr. 1

## Best Partial Times

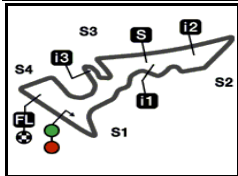
MotoGP™

*IT* Ideal Lap Time, sum of the best partial times*BT* Best Lap Time

T1			T2			T3			T4				
Pos	Rider	Time	Rider	Time	Rider	Time	Rider	Time	Pos	Rider	IT	BT	
1	A.RINS	34.770	M.MARQUEZ	30.143	J.MILLER	30.319	A.RINS	28.429	1	A.RINS	2'03.918	2'04.007 (1)	
2	M.VIÑALES	34.823	A.RINS	30.174	M.MARQUEZ	30.374	M.VIÑALES	28.470	2	M.VIÑALES	2'03.973	2'04.015 (2)	
3	F.QUARTARARO	34.919	M.VIÑALES	30.205	P.ESPARGARO	30.455	E.BASTIANINI	28.535	3	M.MARQUEZ	2'04.268	2'04.469 (5)	
4	A.ESPARGARO	34.927	J.ZARCO	30.284	M.VIÑALES	30.475	F.QUARTARARO	28.542	4	A.ESPARGAR	2'04.309	2'04.686 (8)	
5	F.BAGNAIA	34.961	F.QUARTARARO	30.289	A.ESPARGARO	30.514	A.ESPARGARO	28.542	5	F.QUARTARAR	2'04.351	2'04.450 (4)	
6	T.NAKAGAMI	35.009	J.MARTIN	30.309	J.MIR	30.539	J.MIR	28.558	6	J.MILLER	2'04.380	2'04.437 (3)	
7	J.MILLER	35.018	E.BASTIANINI	30.312	A.RINS	30.545	F.BAGNAIA	28.591	7	E.BASTIANINI	2'04.486	2'04.594 (7)	
8	M.MARQUEZ	35.072	J.MILLER	30.314	E.BASTIANINI	30.561	R.GARDNER	28.603	8	P.ESPARGAR	2'04.556	2'04.581 (6)	
9	E.BASTIANINI	35.078	J.MIR	30.323	F.QUARTARARO	30.601	J.ZARCO	28.611	9	F.BAGNAIA	2'04.697	2'05.003 (13)	
10	P.ESPARGARO	35.089	A.ESPARGARO	30.326	L.MARINI	30.637	P.ESPARGARO	28.622	10	J.MIR	2'04.701	2'04.900 (11)	
11	M.BEZZECCHI	35.093	A.MARQUEZ	30.327	J.ZARCO	30.651	J.MARTIN	28.665	11	T.NAKAGAMI	2'04.702	2'04.744 (9)	
12	A.DOVIZIOSO	35.111	F.MORBIDELLI	30.342	T.NAKAGAMI	30.653	R.FERNANDEZ	28.668	12	J.ZARCO	2'04.754	2'04.893 (10)	
13	A.MARQUEZ	35.118	L.MARINI	30.347	J.MARTIN	30.669	T.NAKAGAMI	28.671	13	J.MARTIN	2'04.855	2'05.050 (14)	
14	B.BINDER	35.134	B.BINDER	30.351	B.BINDER	30.714	A.DOVIZIOSO	28.672	14	B.BINDER	2'04.937	2'04.983 (12)	
15	J.ZARCO	35.208	T.NAKAGAMI	30.369	M.BEZZECCHI	30.722	M.MARQUEZ	28.679	15	A.MARQUEZ	2'04.962	2'05.146 (15)	
16	J.MARTIN	35.212	P.ESPARGARO	30.390	A.DOVIZIOSO	30.737	A.MARQUEZ	28.719	16	A.DOVIZIOSO	2'04.986	2'05.324 (18)	
17	F.MORBIDELLI	35.234	F.BAGNAIA	30.396	F.BAGNAIA	30.749	J.MILLER	28.729	17	L.MARINI	2'05.005	2'05.177 (16)	
18	R.GARDNER	35.235	R.GARDNER	30.408	R.GARDNER	30.765	B.BINDER	28.738	18	R.GARDNER	2'05.011	2'05.672 (21)	
19	L.MARINI	35.273	A.DOVIZIOSO	30.466	F.MORBIDELLI	30.793	L.MARINI	28.748	19	F.MORBIDELLI	2'05.163	2'05.287 (17)	
20	J.MIR	35.281	R.FERNANDEZ	30.516	A.MARQUEZ	30.798	F.MORBIDELLI	28.794	20	M.BEZZECCHI	2'05.306	2'05.386 (20)	
21	F.DI GIANNANTO	35.304	M.BEZZECCHI	30.659	R.FERNANDEZ	30.812	D.BINDER	28.802	21	R.FERNANDEZ	2'05.309	2'05.326 (19)	
22	R.FERNANDEZ	35.313	M.OLIVEIRA	30.758	M.OLIVEIRA	30.938	M.BEZZECCHI	28.832	22	D.BINDER	2'05.956	2'06.198 (22)	
23	D.BINDER	35.402	D.BINDER	30.760	F.DI GIANNANTO	30.966	F.DI GIANNANTO	28.887	23	F.DI GIANNAN	2'06.041	2'06.497 (24)	
24	M.OLIVEIRA	35.425	F.DI GIANNANTO	30.884	D.BINDER	30.992	M.OLIVEIRA	29.046	24	M.OLIVEIRA	2'06.167	2'06.445 (23)	

These data/results cannot be reproduced, stored and/or transmitted in whole or in part by any manner of electronic, mechanical, photocopying, recording, broadcasting or otherwise now known or herein after developed without the previous express consent by the copyright owner, except for reproduction in daily press and regular printed publications on sale to the public within 60 days of the event related to those data/results and always provided that copyright symbol appears together as follows below.  
© DORNA, 2022





5513 m.

**RED BULL GRAND PRIX OF THE AMERICAS****Free Practice Nr. 1****Fastest Laps Sequence**

<i>Practice Time</i>	 <i>Rider</i>	<i>Nation</i>	<i>Motorcycle</i>	<i>Time</i>	<i>Km/h</i>	<i>Rider's Lap</i>
4'32.813	5 Johann ZARCO	FRA	DUCATI	<b>2'09.509</b>	153.2	2
4'33.311	36 Joan MIR	SPA	SUZUKI	<b>2'08.594</b>	154.3	2
4'55.665	43 Jack MILLER	AUS	DUCATI	<b>2'08.296</b>	154.6	2
6'39.759	5 Johann ZARCO	FRA	DUCATI	<b>2'06.946</b>	156.3	3
6'41.001	73 Alex MARQUEZ	SPA	HONDA	<b>2'06.944</b>	156.3	3
7'52.043	20 Fabio QUARTARARO	FRA	YAMAHA	<b>2'06.900</b>	156.3	3
8'46.342	36 Joan MIR	SPA	SUZUKI	<b>2'06.064</b>	157.4	4
8'46.702	73 Alex MARQUEZ	SPA	HONDA	<b>2'05.701</b>	157.8	4
9'57.667	20 Fabio QUARTARARO	FRA	YAMAHA	<b>2'05.624</b>	157.9	4
11'16.223	43 Jack MILLER	AUS	DUCATI	<b>2'05.277</b>	158.4	5
13'38.193	42 Alex RINS	SPA	SUZUKI	<b>2'04.963</b>	158.8	6
13'38.805	93 Marc MARQUEZ	SPA	HONDA	<b>2'04.469</b>	159.4	6
33'03.495	12 Maverick VIÑALES	SPA	APRILIA	<b>2'04.373</b>	159.5	11
41'14.240	42 Alex RINS	SPA	SUZUKI	<b>2'04.168</b>	159.8	12
43'18.313	42 Alex RINS	SPA	SUZUKI	<b>2'04.073</b>	159.9	13
45'22.320	42 Alex RINS	SPA	SUZUKI	<b>2'04.007</b>	160.0	14

These data/results cannot be reproduced, stored and/or transmitted in whole or in part by any manner of electronic, mechanical, photocopying, recording, broadcasting or otherwise now known or herein after developed without the previous express consent by the copyright owner, except for reproduction in daily press and regular printed publications on sale to the public within 60 days of the event related to those data/results and always provided that copyright symbol appears together as follows below.

© DORNA, 2022

Official MotoGP Timing by TISSOT  
www.motogp.com

Austin, Friday, April 08, 2022

