



4592 m.

GRANDE PRÉMIO TISSOT DE PORTUGAL

Free Practice Nr. 1

Classification

3

	Rider	Nation	Team	Motorcycle	Time	Lap Total	Gap	Top Speed
1	93 Marc MARQUEZ	SPA	Repsol Honda Team	HONDA	1'50.666	17 17		331.2
2	36 Joan MIR	SPA	Team SUZUKI ECSTAR	SUZUKI	1'51.031	17 17	0.365 0.365	328.2
3	72 Marco BEZZECCHI	ITA	Mooney VR46 Racing Team	DUCATI	1'51.136	10 16	0.470 0.105	330.2
4	5 Johann ZARCO	FRA	Pramac Racing	DUCATI	1'51.170	19 19	0.504 0.034	333.3
5	88 Miguel OLIVEIRA	POR	Red Bull KTM Factory Racing	KTM	1'51.223	8 20	0.557 0.053	326.2
6	12 Maverick VIÑALES	SPA	Aprilia Racing	APRILIA	1'51.309	18 18	0.643 0.086	331.2
7	89 Jorge MARTIN	SPA	Pramac Racing	DUCATI	1'51.343	15 19	0.677 0.034	327.2
8	63 Francesco BAGNAIA	ITA	Ducati Lenovo Team	DUCATI	1'51.387	17 19	0.721 0.044	331.2
9	43 Jack MILLER	AUS	Ducati Lenovo Team	DUCATI	1'51.437	5 13	0.771 0.050	331.2
10	73 Alex MARQUEZ	SPA	LCR Honda CASTROL	HONDA	1'51.648	17 20	0.982 0.211	333.3
11	33 Brad BINDER	RSA	Red Bull KTM Factory Racing	KTM	1'51.659	8 18	0.993 0.011	327.2
12	10 Luca MARINI	ITA	Mooney VR46 Racing Team	DUCATI	1'51.709	17 18	1.043 0.050	326.2
13	87 Remy GARDNER	AUS	Tech3 KTM Factory Racing	KTM	1'51.820	15 18	1.154 0.111	323.3
14	23 Enea BASTIANINI	ITA	Gresini Racing MotoGP	DUCATI	1'51.847	11 16	1.181 0.027	330.2
15	30 Takaaki NAKAGAMI	JPN	LCR Honda IDEMITSU	HONDA	1'51.881	7 14	1.215 0.034	331.2
16	41 Aleix ESPARGARO	SPA	Aprilia Racing	APRILIA	1'51.958	17 17	1.292 0.077	330.2
17	44 PoI ESPARGARO	SPA	Repsol Honda Team	HONDA	1'52.001	19 20	1.335 0.043	332.3
18	20 Fabio QUARTARARO	FRA	Monster Energy Yamaha MotoGP	YAMAHA	1'52.061	17 18	1.395 0.060	323.3
19	21 Franco MORBIDELLI	ITA	Monster Energy Yamaha MotoGP	YAMAHA	1'52.072	8 19	1.406 0.011	321.4
20	42 Alex RINS	SPA	Team SUZUKI ECSTAR	SUZUKI	1'52.079	19 20	1.413 0.007	330.2
21	25 Raul FERNANDEZ	SPA	Tech3 KTM Factory Racing	KTM	1'52.258	16 18	1.592 0.179	321.4
22	4 Andrea DOVIZIOSO	ITA	WithU Yamaha RNF MotoGP Tea	YAMAHA	1'52.286	14 17	1.620 0.028	325.3
23	49 Fabio DI GIANNANTONIO	ITA	Gresini Racing MotoGP	DUCATI	1'52.881	16 17	2.215 0.595	324.3
24	40 Darryn BINDER	RSA	WithU Yamaha RNF MotoGP Tea	YAMAHA	1'54.029	18 18	3.363 1.148	324.3
25	32 Lorenzo SAVADORI	ITA	Aprilia Racing	APRILIA	1'54.260	9 15	3.594 0.231	326.2

Practice condition: **Wet**

Air: 13°

Humidity: 93%

Ground: 12°

Fastest Lap:	Lap: 17	Marc MARQUEZ	1'50.666	149.3 Km/h
Best Race Lap:	2021	Alex RINS	1'39.450	166.2 Km/h
All Time Lap Record:	2021	Francesco BAGNAIA	1'38.725	167.4 Km/h

The results are provisional until the end of the limit for protest and appeals.

Time limit for protest expires 30' after publication of the results - Time:

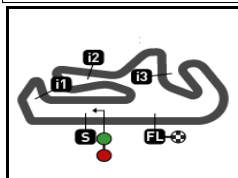
These data/results cannot be reproduced, stored and/or transmitted in whole or in part by any manner of electronic, mechanical, photocopying, recording, broadcasting or otherwise now known or herein after developed without the previous express consent by the copyright owner, except for reproduction in daily press and regular printed publications on sale to the public within 60 days of the event related to those data/results and always provided that copyright symbol appears together as follows below.

© DORNA, 2022

Official MotoGP Timing by **TISSOT**
www.motogp.com

Portimao, Friday, April 22, 2022





4592 m.

GRANDE PRÉMIO TISSOT DE PORTUGAL

Free Practice Nr. 1

Top Speed & Average

4



Rider	Nation	Motorcycle	Top 5 speeds					Average	Top
5 Johann ZARCO	FRA	DUCATI	333.3	332.3	331.2	331.2	330.2	331.1	333.3
73 Alex MARQUEZ	SPA	HONDA	333.3	330.2	330.2	330.2	330.2	330.8	333.3
44 Pol ESPARGARO	SPA	HONDA	332.3	332.3	332.3	332.3	332.3	332.3	332.3
12 Maverick VIÑALES	SPA	APRILIA	331.2	331.2	330.2	329.2	329.2	329.9	331.2
30 Takaaki NAKAGAMI	JPN	HONDA	331.2	329.2	329.2	328.2	327.2	329.0	331.2
43 Jack MILLER	AUS	DUCATI	331.2	329.2	329.2	328.2	327.2	328.3	331.2
63 Francesco BAGNAIA	ITA	DUCATI	331.2	331.2	331.2	330.2	330.2	330.7	331.2
93 Marc MARQUEZ	SPA	HONDA	331.2	331.2	330.2	330.2	328.2	329.9	331.2
23 Enea BASTIANINI	ITA	DUCATI	330.2	329.2	328.2	328.2	328.2	328.5	330.2
41 Aleix ESPARGARO	SPA	APRILIA	330.2	330.2	329.2	329.2	329.2	329.6	330.2
42 Alex RINS	SPA	SUZUKI	330.2	329.2	329.2	329.2	328.2	328.8	330.2
72 Marco BEZZECCHI	ITA	DUCATI	330.2	328.2	328.2	327.2	327.2	327.9	330.2
36 Joan MIR	SPA	SUZUKI	328.2	328.2	327.2	327.2	326.2	327.0	328.2
33 Brad BINDER	RSA	KTM	327.2	326.2	326.2	326.2	326.2	326.4	327.2
89 Jorge MARTIN	SPA	DUCATI	327.2	327.2	327.2	326.2	326.2	326.6	327.2
10 Luca MARINI	ITA	DUCATI	326.2	324.3	324.3	323.3	321.4	323.9	326.2
32 Lorenzo SAVADORI	ITA	APRILIA	326.2	326.2	326.2	326.2	326.2	326.2	326.2
88 Miguel OLIVEIRA	POR	KTM	326.2	326.2	326.2	326.2	325.3	326.0	326.2
4 Andrea DOVIZIOSO	ITA	YAMAHA	325.3	324.3	324.3	323.3	323.3	324.0	325.3
40 Darryn BINDER	RSA	YAMAHA	324.3	322.3	321.4	320.4	320.4	321.8	324.3
49 Fabio DI GIANNANTONIO	ITA	DUCATI	324.3	323.3	323.3	322.3	322.3	323.1	324.3
20 Fabio QUARTARARO	FRA	YAMAHA	323.3	322.3	322.3	322.3	321.4	321.8	323.3
87 Remy GARDNER	AUS	KTM	323.3	322.3	322.3	321.4	321.4	322.1	323.3
21 Franco MORBIDELLI	ITA	YAMAHA	321.4	320.4	320.4	320.4	320.4	320.6	321.4
25 Raul FERNANDEZ	SPA	KTM	321.4	320.4	320.4	320.4	319.5	320.4	321.4

These data/results cannot be reproduced, stored and/or transmitted in whole or in part by any manner of electronic, mechanical, photocopying, recording, broadcasting or otherwise now known or herein after developed without the previous express consent by the copyright owner, except for reproduction in daily press and regular printed publications on sale to the public within 60 days of the event related to those data/results and always provided that copyright symbol appears together as follows below.

© DORNA, 2022

Official MotoGP Timing by TISSOT
www.motogp.com



Portimao, Friday, April 22, 2022



GRANDE PRÉMIO TISSOT DE PORTUGAL

Free Practice Nr. 1

Chronological Analysis of Performances

5

* Lap / Sector time cancelled **T1** Time from finish line to 1st intermediate **T3** Time from 2nd intermed. to 3rd intermed.
P Crossing the finish line in pit lane **T2** Time from 1st intermed. to 2nd intermed. **T4** Time from 3rd intermediate to finish line
****** Tyre data subject to further updates

Lap	Lap Time	T1	T2	T3	T4	Speed	Lap	Lap Time	T1	T2	T3	T4	Speed	
1st	93	Marc MARQUEZ HONDA SPA						Run # 3	Front Tyre Wet-Medium Rear Tyre Wet-Soft					
		Repsol Honda Team							New Tyre					13 Laps at start
		Runs=1			Total laps=17		Full laps=14							
Run #	1	Front Tyre	Wet-Soft	Rear Tyre	Wet-Soft									
		New Tyre		New Tyre										
1	2'52.349	16.244	40.981	18.863	37.738		14	7'04.998	14.783	37.922	17.755	36.345		
2	1'57.025	24.145	37.970	18.209	36.701	327.2	15	1'51.961	23.194	36.039	17.176	35.552	326.2	
3	1'53.525	23.634	36.564	17.537	35.790	326.2	16	1'51.427	23.051	35.687	16.997	35.692	327.2	
4	1'52.328	23.337	36.263	17.249	35.479	328.2	17	1'51.031	22.928	35.556	17.089	35.458	326.2	
5	1'52.247	23.188	36.234	17.272	35.553	330.2								
6	1'51.886	23.123	35.995	17.232	35.536	330.2								
7	1'52.009	23.425	35.922	17.181	35.481	331.2								
8	1'51.219	23.033	35.604	17.013	35.569	331.2								
9	2'20.652 P	24.534	39.812	20.259	56.047	325.3								
3rd	72	Marco BEZZECCHI DUCATI ITA						Run # 1	Front Tyre Wet-Soft Rear Tyre Wet-Soft					
		Mooney VR46 Racing Team							New Tyre					13 Laps at start
		Runs=2			Total laps=16		Full laps=8							
Run #	1	Front Tyre	Wet-Soft	Rear Tyre	Wet-Soft									
		New Tyre		New Tyre										
1	2'31.980	18.507	43.926	21.013	41.087		4	5'53.372	16.221	38.470	18.467	39.482		
2	2'00.537	25.595	39.105	18.579	37.258	315.7	5	1'53.571	23.737	36.629	17.691	35.514	325.3	
3	2'13.551 P	23.717	36.960	18.015	54.859	324.3	6	2'03.322 *	23.479	36.007	18.636*	45.200	330.2	
		New Tyre		New Tyre			7	1'52.627	23.318	36.070	17.661	35.578	325.3	
		3 Laps at start			9 Laps at start			8	1'51.822	23.326	35.836	17.276	35.384	326.2
		New Tyre		New Tyre			9	1'51.507	23.172	35.715	17.235	35.385	328.2	
10	15'10.121	16.488	39.869	19.556	37.022		10	1'51.136	23.118	35.615	17.188	35.215	326.2	
11	1'54.137	23.488	36.791	17.694	36.164	324.3	11	2'13.268 P	24.609	37.318	17.594	53.747	328.2	
12	1'53.085	23.095	35.986	17.719	36.285	327.2								
13	1'51.850	22.994	35.766	17.388	35.702	327.2								
14	1'51.041	22.943	35.474	17.099	35.525	328.2								
15	1'51.597	23.001	35.644	17.264	35.688	327.2								
16	1'51.400	23.078	35.624	17.138	35.560	325.3								
17	1'50.666	22.796	35.428	17.017	35.425	326.2								
2nd	36	Joan MIR SUZUKI SPA						Run # 2	Front Tyre Wet-Soft Rear Tyre Wet-Soft					
		Team SUZUKI ECSTAR							New Tyre					11 Laps at start
		Runs=2			Total laps=17		Full laps=11							
Run #	1	Front Tyre	Wet-Soft	Rear Tyre	Wet-Soft									
		New Tyre		New Tyre										
1	2'55.928	15.471	40.644	18.850	39.022		4	2'03.348	31.159	37.963	17.648	36.578	326.2	
2	1'58.889	25.016	38.087	18.016	37.770	295.0	5	1'54.179	23.664	36.845	17.371	36.299	326.2	
3	1'56.311	24.127	37.548	17.807	36.829	320.4	6	1'53.665	23.583	36.718	17.339	36.025	327.2	
4	2'03.348	31.159	37.963	17.648	36.578	326.2	7	1'54.864	23.575	36.253	17.388	37.648	325.3	
5	1'54.179	23.664	36.845	17.371	36.299	326.2	8	2'12.142 P	23.181	36.185	17.809*	54.967	325.3	
6	1'53.665	23.583	36.718	17.339	36.025	327.2								
7	1'54.864	23.575	36.253	17.388	37.648	325.3								
8	2'12.142 P	23.181	36.185	17.809*	54.967	325.3								
		New Tyre		New Tyre										
		8 Laps at start			8 Laps at start									
9	9'07.813	15.260	39.023	17.913	36.805									
10	1'54.364	23.787	36.711	17.573	36.293	325.3								
11	1'54.352 *	24.623*	36.413	17.347	35.969	323.3								
12	1'52.012	23.274	35.952	17.082	35.704	328.2								
13	2'10.651 P	23.429	36.063	17.226	53.933	328.2								
4th	5	Johann ZARCO DUCATI FRA						Run # 3	Front Tyre Wet-Soft Rear Tyre Wet-Soft					
		Pramac Racing							New Tyre					11 Laps at start
		Runs=1			Total laps=19		Full laps=13							
Run #	1	Front Tyre	Wet-Soft	Rear Tyre	Wet-Soft									
		New Tyre		New Tyre										
1	2'53.853	16.144	41.514	19.063	38.148		12	11'35.896	16.209	37.939	18.051	36.532		
2	1'57.026	24.645	37.817	18.074	36.490	316.7	13	1'53.541 *	24.247*	36.293	17.468	35.533	327.2	
3	1'54.789	24.025	37.003	17.685	36.076	325.3	14	1'51.803	23.152	35.859	17.287	35.505	327.2	
4	1'54.031	23.960	36.487	17.786	35.798	327.2	15	1'52.515	23.747	35.924	17.224	35.620	327.2	
5	1'53.517	23.695	36.435	17.393	35.994	327.2	16	1'52.137 *	23.278	36.092*	17.327	35.440	327.2	
6	1'52.018	23.441	35.964	17.185	35.428	329.2								
7	1'54.474	24.825	36.190	17.446	36.013	331.2								

Fastest Lap: Marc MARQUEZ Repsol Honda Team SPA **1'50.666** 22.796 35.428 17.017 35.425

These data/results cannot be reproduced, stored and/or transmitted in whole or in part by any manner of electronic, mechanical, photocopying, recording, broadcasting or otherwise now known or herein after developed without the previous express consent by the copyright owner, except for reproduction in daily press and regular printed publications on sale to the public within 60 days of the event related to those data/results and always provided that copyright symbol appears together as follows below.
 © DORNA, 2022



Free Practice Nr. 1

MotoGP

Lap	Lap Time	T1	T2	T3	T4	Speed	Lap	Lap Time	T1	T2	T3	T4	Speed	
8	1'53.133 *	23.653	35.778	17.801*	35.901	330.2	9	1'51.943	23.213	35.932	17.324	35.474	328.2	
9	1'53.041	23.514	35.955	17.549	36.023	327.2	10	2'16.128 P	25.074	38.137	18.301	54.616	329.2	
10	1'52.416	23.499	35.701	17.235	35.981	330.2	Run # 2						Front Tyre missing data	Rear Tyre missing data
11	1'58.458 *	25.047*	35.906	21.036	36.469	329.2							Laps at start	10 Laps at start
12	1'52.489	23.551	35.812	17.287	35.839	328.2	11	11'47.130	15.408	38.275	18.396	37.022		
13	2'12.968 P	23.936	35.920	18.437	54.675	329.2	12	1'54.774	23.792	36.965	17.818	36.199	329.2	
Run # 2							13	1'53.578	23.481	36.488	17.764	35.845	331.2	
							14	1'53.376 *	23.317	36.228*	17.961	35.870	329.2	
							15	1'51.838	23.155	35.723	17.481	35.479	331.2	
							16	1'55.984	23.255	39.180	17.638	35.911	329.2	
							17	1'52.141	23.256	35.532	17.405	35.948	327.2	
							18	1'51.309	23.159	35.605	17.024	35.521	327.2	

5th 88 Miguel OLIVEIRA KTM POR
Red Bull KTM Factory Racing
Runs=1 Total laps=20 Full laps=13

Run #	1	Front Tyre	Wet-Soft	Rear Tyre	Wet-Soft	Speed
		New Tyre		New Tyre		
1	2'49.752	15.586	39.617	18.599	37.738	
2	1'57.116 *	25.364*	37.839	17.840	36.073	316.7
3	1'53.035	23.649	36.046	17.593	35.747	319.5
4	1'53.054	23.883	36.147	17.348	35.676	319.5
5	1'52.441	23.585	36.011	17.214	35.631	319.5
6	1'52.473	23.539	36.063	17.247	35.624	318.5
7	1'51.938	23.523	35.829	17.108	35.478	317.6
8	1'51.223	23.399	35.604	16.985	35.235	318.5
9	2'02.888	24.801	41.253	20.277	36.557	318.5
10	2'10.023 P	23.662	36.174	17.966	52.221	317.6
Run # 2						
10 Laps at start						
11	9'37.176	14.331	38.105	18.109	37.181	
12	1'53.599	23.519	36.451	17.776	35.853	324.3
13	1'57.885	25.416	37.056	18.945	36.468	324.3
14	1'52.281 *	23.828*	35.904	17.159	35.390	326.2
15	1'53.069 *	23.949*	36.225	17.352	35.543	326.2
16	1'55.720	23.840	36.331	17.917	37.632	325.3
17	1'51.661	23.383	35.875	17.092	35.311	326.2
18	1'52.122	23.425	35.778	17.425	35.494	326.2
19	1'52.133 *	23.479	35.971*	17.145	35.538	323.3
20	1'51.263	23.339	35.506	16.951	35.467	321.4

6th 12 Maverick VIÑALES APRILIA SPA
Aprilia Racing
Runs=1 Total laps=18 Full laps=13

Run #	1	Front Tyre	missing data	Rear Tyre	missing data	Speed
		Laps at start		New Tyre		
1	3'35.595	16.439	40.430	19.420	39.124	
2	1'59.171	24.793	38.482	18.506	37.390	321.4
3	1'58.960 *	25.617*	37.835	18.318	37.190	323.3
4	1'55.808	24.270	36.959	18.023	36.556	324.3
5	1'54.271	23.647	36.483	17.883	36.258	328.2
6	1'53.434	23.631	36.245	17.521	36.037	328.2
7	1'52.709	23.427	35.966	17.421	35.895	330.2
8	1'54.234	23.746	36.192	18.263	36.033	327.2

7th 89 Jorge MARTIN DUCATI SPA
Pramac Racing
Runs=1 Total laps=19 Full laps=14

Run #	1	Front Tyre	Wet-Soft	Rear Tyre	Wet-Soft	Speed
		New Tyre		New Tyre		
1	2'42.711	15.305	40.133	18.811	38.732	
2	1'57.856	25.208	37.614	18.035	36.999	313.0
3	1'54.981	24.188	36.830	17.634	36.329	321.4
4	1'58.412	28.393	36.656	17.419	35.944	326.2
5	1'53.048	23.834	36.182	17.356	35.676	323.3
6	1'56.083 *	26.398*	36.119	17.391	36.175	325.3
7	1'52.118	23.532	35.790	17.196	35.600	324.3
8	2'21.492 P	25.992	43.512	18.339*	53.649	325.3
Run # 2						
8 Laps at start						
9	9'59.095	15.343	37.849	18.252	38.006	
10	1'54.664	24.429	36.689	17.441	36.105	325.3
11	1'53.520	23.727	36.514	17.392	35.887	325.3
12	1'52.429	23.497	35.877	17.293	35.762	325.3
13	1'52.116	23.502	35.869	17.083	35.662	326.2
14	1'57.979	23.471	39.961	18.650	35.897	325.3
15	1'51.343	23.327	35.528	17.051	35.437	326.2
16	1'51.389	23.331	35.524	17.097	35.437	327.2
17	1'52.796	23.362	36.379	17.154	35.901	327.2
18	1'51.547	23.280	35.610	17.190	35.467	326.2
19	1'52.813 *	23.274	36.361*	17.470	35.708	327.2

8th 63 Francesco BAGNAIA DUCATI ITA
Ducati Lenovo Team
Runs=1 Total laps=19 Full laps=13

Run #	1	Front Tyre	Wet-Soft	Rear Tyre	Wet-Soft	Speed
		New Tyre		New Tyre		
1	2'42.608	15.363	39.991	18.695	38.336	
2	1'57.239	24.530	37.603	17.930	37.176	323.3
3	1'55.032	23.863	36.951	17.591	36.627	325.3
4	1'53.553	23.483	36.580	17.356	36.134	328.2
5	1'52.366	23.307	36.043	17.236	35.780	327.2
6	1'51.739	23.125	35.936	17.080	35.598	327.2
7	1'52.831 *	23.727*	36.103	17.255	35.746	330.2
8	1'51.462	23.040	35.746	17.072	35.604	331.2
9	1'53.562	23.129	35.737	18.277	36.419	328.2
10	2'08.040 P	23.041	35.819	17.724	51.456	328.2

Fastest Lap: Marc MARQUEZ Repsol Honda Team SPA **1'50.666** 22.796 35.428 17.017 35.425

These data/results cannot be reproduced, stored and/or transmitted in whole or in part by any manner of electronic, mechanical, photocopying, recording, broadcasting or otherwise now known or herein after developed without the previous express consent by the copyright owner, except for reproduction in daily press and regular printed publications on sale to the public within 60 days of the event related to those data/results and always provided that copyright symbol appears together as follows below.
© DORNA, 2022



Free Practice Nr. 1

MotoGP

Lap	Lap Time	T1	T2	T3	T4	Speed	Lap	Lap Time	T1	T2	T3	T4	Speed
Run # 2	Front Tyre	Wet-Soft	Rear Tyre	Wet-Soft									
		10 Laps at start			10 Laps at start								
11	9'59.034	16.472	38.490	18.077	37.075		17	1'51.648	23.087	36.049	17.077	35.435	330.2
12	1'52.159	23.100	36.120	17.033	35.906	329.2	18	1'51.742	23.155	35.961	17.114	35.512	329.2
13	1'51.480	22.905	35.726	17.147	35.702	329.2	19	1'56.269	23.238	37.899	18.906	36.226	330.2
14	1'57.621	27.959	36.258	17.450	35.954	330.2	20	1'52.039 *	23.092	36.197*	17.235	35.515	329.2
15	1'52.740 *	23.939*	35.680	17.185	35.936	331.2							
16	1'51.519	22.953	35.737	17.156	35.673	331.2							
17	1'51.387	23.129	35.489	17.140	35.629	329.2							
18	1'56.620	26.529	36.530	17.270	36.291	330.2							
19	1'51.115 *	22.967	35.381*	17.046	35.721	329.2							

11th 33 Brad BINDER KTM RSA
Red Bull KTM Factory Racing
Runs=1 Total laps=18 Full laps=14

9th 43 Jack MILLER DUCATI AUS
Ducati Lenovo Team
Runs=1 Total laps=13 Full laps=10

Run #	1	Front Tyre	Wet-Medium	Rear Tyre	Wet-Soft	Speed
		New Tyre		New Tyre		
1	6'57.639	22.381	43.724	18.769	37.818	
2	1'55.768	24.215	37.784	17.595	36.174	327.2
3	1'52.990	23.632	36.415	17.315	35.628	327.2
4	1'52.027	23.550	36.054	17.068	35.355	329.2
5	1'51.437	23.205	35.694	17.061	35.477	326.2
6	2'13.813 P	23.176	36.320*	19.567*	54.750	329.2

Run #	2	Front Tyre	Wet-Medium	Rear Tyre	Wet-Soft	Speed
		6 Laps at start		6 Laps at start		
7	15'15.122	24.226	40.568	18.217	37.661	
8	1'56.074	24.916	36.973	17.596	36.589	327.2
9	1'55.712	25.556	36.888	17.540	35.728	331.2
10	4'48.084	23.162	324.888	22.244	37.790	328.2
11	1'52.571	23.487	36.043	17.377	35.664	324.3
12	1'52.032	23.177	35.819	17.306	35.730	327.2
13	1'51.819	23.162	35.707	17.078	35.872	326.2

10th 73 Alex MARQUEZ HONDA SPA
LCR Honda CASTROL
Runs=1 Total laps=20 Full laps=15

Run #	1	Front Tyre	Wet-Soft	Rear Tyre	Wet-Soft	Speed
		New Tyre		New Tyre		
1	2'31.116	15.873	41.294	19.191	39.460	
2	1'59.017	24.813	38.480	18.558	37.166	320.4
3	1'55.874	23.917	37.508	17.982	36.467	327.2
4	1'55.107	23.593	37.565	17.840	36.109	327.2
5	1'53.645	23.510	36.856	17.593	35.686	329.2
6	1'52.821	23.374	36.488	17.447	35.512	329.2
7	1'53.222	23.407	36.670	17.454	35.691	328.2
8	1'52.056	23.288	36.149	17.293	35.326	329.2
9	1'52.796	23.220	36.061	17.538	35.977	327.2
10	2'10.355 P	23.285	36.169	17.251	53.650	330.2

Run #	2	Front Tyre	Wet-Soft	Rear Tyre	Wet-Soft	Speed
		10 Laps at start		10 Laps at start		
11	8'15.598	16.075	39.672	18.513	36.864	
12	1'54.260	23.781	36.933	17.631	35.915	326.2
13	1'53.542	23.473	36.357	17.446	36.266	328.2
14	1'52.778	23.517	36.294	17.308	35.659	330.2
15	1'59.377	27.662	36.913	17.675	37.127	329.2
16	1'55.957 *	23.520*	37.259	18.143	37.035	333.3

Run #	1	Front Tyre	Wet-Soft	Rear Tyre	Wet-Soft	Speed
		New Tyre		New Tyre		
1	2'45.438	17.024	40.760	18.783	38.864	
2	1'57.215	24.631	37.950	17.801	36.833	321.4
3	1'55.112	24.041	36.757	17.755	36.559	326.2
4	1'53.847	23.765	36.580	17.490	36.012	323.3
5	1'53.903	23.634	36.675	17.635	35.959	323.3
6	1'53.035	23.956	36.187	17.318	35.574	324.3
7	1'52.296	23.416	35.673	17.476	35.731	326.2
8	1'51.659	23.216	35.456	17.248	35.739	324.3
9	2'04.421	23.703	43.013	19.257	38.448	325.3
10	2'12.950 P	23.648	36.362	18.002	54.938	324.3

Run #	2	Front Tyre	Wet-Medium	Rear Tyre	Wet-Soft	Speed
		New Tyre		10 Laps at start		
11	11'41.800	23.247	41.567	18.346	37.461	
12	1'54.850	23.872	36.813	17.705	36.460	326.2
13	1'55.941	25.912	36.448	17.457	36.124	326.2
14	1'52.875	23.573	36.119	17.222	35.961	327.2
15	1'52.381	23.068	36.235	17.287	35.791	326.2
16	1'51.963	23.122	35.892	17.216	35.733	324.3
17	2'06.112	23.428	40.133	26.077	36.474	323.3
18	1'52.016 *	23.074	36.160*	17.134	35.648	323.3

12th 10 Luca MARINI DUCATI ITA
Mooney VR46 Racing Team
Runs=2 Total laps=19 Full laps=15

Run #	1	Front Tyre	Wet-Soft	Rear Tyre	Wet-Soft	Speed
		New Tyre		New Tyre		
1	2'31.305	16.079	41.441	19.271	40.046	
2	1'59.464	25.255	38.492	18.230	37.487	309.4
3	1'55.937	24.096	37.366	17.828	36.647	318.5
4	1'57.189	23.560	37.192	17.702	38.735	318.5
5	1'53.887	23.588	36.720	17.497	36.082	318.5
6	1'53.327	23.463	36.395	17.427	36.042	317.6
7	1'52.976	23.340	36.277	17.492	35.867	318.5
8	1'53.548	23.244	35.995	17.250	37.059	319.5
9	1'53.142	23.504	35.872	17.638	36.128	318.5
10	2'08.730 P	23.286	35.763	17.690	51.991	319.5

Run #	2	Front Tyre	Wet-Soft	Rear Tyre	Wet-Soft	Speed
		10 Laps at start		10 Laps at start		
11	9'38.218	15.418	48.711	18.848	37.105	
12	1'54.410	23.695	36.995	17.500	36.220	317.6
13	2'01.369	26.130	39.322	19.147	36.770	319.5
14	1'54.117	23.493	36.831	17.614	36.179	324.3
15	1'53.220	23.290	36.053	17.455	36.422	326.2
16	1'51.794	23.286	35.675	17.220	35.613	321.4
17	1'51.709	23.182	35.581	17.117	35.829	323.3
18	1'52.276	23.518	35.763	17.243	35.752	324.3

Fastest Lap: Marc MARQUEZ Repsol Honda Team SPA 1'50.666 22.796 35.428 17.017 35.425

These data/results cannot be reproduced, stored and/or transmitted in whole or in part by any manner of electronic, mechanical, photocopying, recording, broadcasting or otherwise now known or herein after developed without the previous express consent by the copyright owner, except for reproduction in daily press and regular printed publications on sale to the public within 60 days of the event related to those data/results and always provided that copyright symbol appears together as follows below.
© DORNA, 2022

Official MotoGP Timing by TISSOT
www.motogp.com

Portimao, Friday, April 22, 2022

Page 3 of 7



Free Practice Nr. 1

MotoGP

Lap	Lap Time	T1	T2	T3	T4	Speed	Lap	Lap Time	T1	T2	T3	T4	Speed
unfinished	23.237					319.5							
13th	87	Remy GARDNER		KTM	AUS								
		Tech3 KTM Factory Racing											
		Runs=1	Total laps=18	Full laps=12									
Run #	1	Front Tyre	Wet-Soft	Rear Tyre	Wet-Soft		Run #	1	Front Tyre	Wet-Soft	Rear Tyre	Wet-Soft	
		New Tyre		New Tyre					New Tyre		New Tyre		
1	2'55.630	16.390	41.858	19.284	39.055		1	2'49.385	15.441	40.009	18.764	37.709	
2	2'00.316	25.498	38.632	18.623	37.563	313.0	2	1'57.162 *	25.006*	38.185	17.771	36.200	325.3
3	1'57.253	24.692	37.798	17.964	36.799	319.5	3	1'54.077	23.643	36.929	17.456	36.049	326.2
4	1'55.726	24.160	37.237	17.701	36.628	320.4	4	1'55.101	24.081	36.685	17.287	37.048	323.3
5	1'58.018	24.079	36.634	18.946	38.359	315.7	5	1'52.578	23.440	36.278	17.172	35.688	325.3
6	1'54.450	24.015	36.516	17.516	36.403	318.5	6	1'52.600	23.404	36.352	17.202	35.642	328.2
7	1'53.932	24.018	36.508	17.419	35.987	319.5	7	1'51.881	23.446	36.058	17.060	35.317	329.2
8	2'01.798 *	23.801	36.491	19.228*	42.278	317.6	unfinished	unfinished	23.243	35.937			331.2
9	1'53.242	23.827	36.196	17.456	35.763	317.6							
10	2'24.147 P	26.705	41.119	20.070	56.253	317.6							
Run #	2	Front Tyre	Wet-Soft	Rear Tyre	Wet-Soft		Run #	2	Front Tyre	Wet-Soft	Rear Tyre	Wet-Soft	
		10 Laps at start		10 Laps at start					New Tyre		New Tyre		
11	11'05.584	20.724	41.354	18.833	37.718		8	1'58.649	17.233	44.696	19.164	37.556	
12	1'55.112	24.181	36.846	17.585	36.500	319.5	9	2'05.242	24.342	38.230	24.218	38.452	326.2
13	1'53.107	23.694	36.247	17.252	35.914	322.3	10	1'54.517	23.720	37.196	17.481	36.120	329.2
14	1'59.772 *	28.354*	36.751	17.578	37.089	321.4	11	1'54.073	23.465	36.458	18.229	35.921	326.2
15	1'51.820	23.399	35.726	16.988	35.707	323.3	12	1'52.500	23.214	36.200	17.359	35.727	327.2
16	1'52.413	23.661	36.090	17.245	35.417	322.3	13	1'54.173	23.377	36.427	17.885	36.484	326.2
17	2'03.757	26.798	40.279	19.147	37.533	320.4	14	1'56.131 *	23.269	36.462*	17.253	39.147	326.2
18	1'52.475 *	23.369	36.145*	17.237	35.724	321.4							
14th	23	Enea BASTIANINI		DUCATI	ITA								
		Gresini Racing MotoGP											
		Runs=1	Total laps=16	Full laps=11									
Run #	1	Front Tyre	Wet-Soft	Rear Tyre	Wet-Soft		Run #	1	Front Tyre	Wet-Soft	Rear Tyre	Wet-Soft	
		New Tyre		New Tyre					New Tyre		New Tyre		
1	2'47.468	16.973	41.424	18.755	39.017		1	2'54.181	16.489	41.088	19.121	38.200	
2	1'57.124	24.732	37.825	17.653	36.914	325.3	2	2'00.933 *	26.250*	38.386	18.587	37.710	326.2
3	1'54.751	23.696	37.073	17.522	36.460	328.2	3	1'57.340	24.461	37.834	18.056	36.989	324.3
4	1'54.140	23.531	36.790	17.416	36.403	328.2	4	1'56.792	24.008	37.385	17.824	37.575	328.2
5	1'57.354	23.596	40.274	17.261	36.223	328.2	5	1'55.076	24.098	36.910	17.648	36.420	328.2
6	1'52.595	23.549	36.226	17.099	35.721	328.2	6	1'53.998	23.553	36.577	17.572	36.296	327.2
7	1'52.527	23.630	36.149	17.079	35.669	327.2	7	1'54.271	23.729	36.737	17.610	36.195	326.2
8	2'14.698 P	28.026	36.883	17.173*	52.616	300.8	8	2'13.914 P	23.328	36.538	19.280*	54.768	329.2
Run #	2	Front Tyre	Wet-Soft	Rear Tyre	Wet-Soft		Run #	2	Front Tyre	Wet-Soft	Rear Tyre	Wet-Soft	
		8 Laps at start		8 Laps at start					8 Laps at start		8 Laps at start		
9	16'07.244	15.396	37.983	17.647	36.315		9	11'22.154	14.841	49.068	18.387	36.940	
10	1'54.509	25.506	36.119	17.080	35.804	327.2	10	1'54.640	23.768	36.946	17.768	36.158	325.3
11	1'51.847	23.131	35.890	17.075	35.751	330.2	11	1'56.355	23.640	36.891	18.110	37.714	327.2
12	1'57.379 *	25.374	37.533*	17.423	37.049	328.2	12	1'53.326	23.540	36.506	17.498	35.782	329.2
13	1'52.044	23.746	35.753	17.020	35.525	329.2	13	1'53.049	23.522	36.281	17.363	35.883	330.2
14	1'52.849	23.424	35.668	17.122	36.635	328.2	14	1'52.208	23.207	36.043	17.140	35.818	330.2
15	1'51.955	23.427	35.698	17.091	35.739	328.2	15	2'18.223 P	25.269	39.261	19.745	53.948	329.2
16	1'51.771 *	23.106	35.614*	17.193	35.858	328.2							
15th	30	Takaaki NAKAGAMI		HONDA	JPN								
		LCR Honda IDEMITSU											
		Runs=1	Total laps=15	Full laps=12									
Run #	1	Front Tyre	Wet-Soft	Rear Tyre	Wet-Soft		Run #	1	Front Tyre	Wet-Soft	Rear Tyre	Wet-Soft	
		New Tyre		New Tyre					New Tyre		New Tyre		
1	2'40.900	15.604	40.799	18.736	38.034		1	2'40.900	15.604	40.799	18.736	38.034	
2	2'00.248	23.991	37.936	17.877	40.444	326.2	2	2'00.248	23.991	37.936	17.877	40.444	326.2
3	1'55.567	23.988	37.303	17.814	36.462	326.2	3	1'55.567	23.988	37.303	17.814	36.462	326.2
4	1'54.152	23.517	37.018	17.479	36.138	329.2	4	1'54.152	23.517	37.018	17.479	36.138	329.2

Fastest Lap: Marc MARQUEZ Repsol Honda Team SPA **1'50.666** 22.796 35.428 17.017 35.425

These data/results cannot be reproduced, stored and/or transmitted in whole or in part by any manner of electronic, mechanical, photocopying, recording, broadcasting or otherwise now known or herein after developed without the previous express consent by the copyright owner, except for reproduction in daily press and regular printed publications on sale to the public within 60 days of the event related to those data/results and always provided that copyright symbol appears together as follows below.
© DORNA, 2022

Official MotoGP Timing by TISSOT
www.motogp.com

Portimao, Friday, April 22, 2022

Page 4 of 7



Free Practice Nr. 1

MotoGP

Lap	Lap Time	T1	T2	T3	T4	Speed	Lap	Lap Time	T1	T2	T3	T4	Speed
5	1'58.524	25.059	40.199	17.366	35.900	329.2	7	1'52.773	23.479	36.353	17.338	35.603	319.5
6	1'52.619	23.581	36.295	17.186	35.557	332.3	8	1'52.072	23.311	36.043	17.262	35.456	320.4
7	1'52.165	23.328	36.007	17.293	35.537	331.2	9	1'57.057	23.366	37.891	19.242	36.558	320.4
8	2'11.714 P	23.484	36.111	19.438	52.681	332.3	10	2'20.558 P	28.338	38.505	19.006	54.709	316.7
Run #	2	Front Tyre	Wet-Soft	Rear Tyre	Wet-Soft		Run #	2	Front Tyre	Wet-Soft	Rear Tyre	Wet-Soft	
		8 Laps at start							10 Laps at start				
9	7'41.194	16.027	39.141	17.721	36.620		11	8'12.551	15.882	38.965	18.363	37.278	
10	1'56.130 *	25.495*	37.146	17.517	35.972	327.2	12	1'56.873 *	25.621*	37.769	17.536	35.947	318.5
11	1'54.743 *	24.213*	36.874	17.525	36.131	330.2	13	1'52.386	23.384	36.014	17.322	35.666	320.4
12	1'53.847	23.318	36.274	18.113	36.142	328.2	14	1'52.349	23.448	35.915	17.272	35.714	321.4
13	1'53.590	23.688	36.476	17.614	35.812	329.2	15	1'54.190 *	24.397*	36.480	17.542	35.771	319.5
14	1'57.740 *	25.264*	36.886	18.859	36.731	332.3	16	1'57.236	27.227	36.857	17.388	35.764	319.5
15	1'53.294	23.857	36.350	17.442	35.645	331.2	17	2'01.379	26.339	40.438	18.282	36.320	320.4
16	1'52.899	23.409	36.014	17.420	36.056	332.3	18	1'56.449	23.436	35.917	20.858	36.238	317.6
17	1'54.770	23.410	36.135	17.471	37.754	331.2	19	2'11.864 P	23.414	36.042	17.300	55.108	319.5
18	1'52.262	23.358	36.059	17.285	35.560	332.3							
19	1'52.001	23.349	35.782	17.238	35.632	329.2							
20	1'54.577 *	23.254	35.961*	17.343	38.019	332.3							

18th 20 **Fabio QUARTARARO** YAMAHA FRA
Monster Energy Yamaha MotoGP
Runs=1 Total laps=18 Full laps=12

Run #	1	Front Tyre	Wet-Soft	Rear Tyre	Wet-Soft	
		New Tyre				
1	3'22.671	15.703	47.291	19.379	39.211	
2	1'59.482 *	25.958*	38.223	18.163	37.138	316.7
3	1'56.947	24.161	38.029	17.944	36.813	318.5
4	1'55.860	24.463	37.197	17.762	36.438	320.4
5	1'54.793	23.910	36.888	17.592	36.403	320.4
6	1'54.283	23.771	36.752	17.556	36.204	321.4
7	1'56.830	26.319	37.030	17.427	36.054	321.4
8	1'55.407	23.655	36.349	19.293	36.110	321.4
9	1'52.993	23.641	36.199	17.378	35.775	321.4
10	1'53.039	23.609	36.331	17.332	35.767	320.4
11	1'53.003	23.627	36.380	17.299	35.697	321.4
12	2'19.380 P	27.090*	38.206	20.027	54.057	321.4
Run #	2	Front Tyre	Wet-Medium	Rear Tyre	Wet-Soft	
		New Tyre				12 Laps at start
13	11'30.241	15.549	38.719	18.149	39.116	
14	1'54.953 *	23.587	38.183*	17.413	35.770	322.3
15	1'52.184	23.261	36.244	17.171	35.508	322.3
16	1'52.080	23.295	36.031	17.154	35.600	323.3
17	1'52.061	23.333	36.073	17.153	35.502	322.3
18	1'52.170 *	23.377	36.024*	17.131	35.638	321.4

19th 21 **Franco MORBIDELLI** YAMAHA ITA
Monster Energy Yamaha MotoGP
Runs=2 Total laps=19 Full laps=13

Run #	1	Front Tyre	Wet-Soft	Rear Tyre	Wet-Soft	
		New Tyre				
1	2'31.029	16.254	41.429	19.454	39.945	
2	2'02.015	27.891	38.500	18.191	37.433	315.7
3	1'55.647	24.143	37.346	17.799	36.359	317.6
4	1'54.260	23.614	36.964	17.615	36.067	318.5
5	1'53.687	23.720	36.465	17.627	35.875	316.7
6	1'56.865	23.597	36.467	18.019	38.782	318.5

20th 42 **Alex RINS** SUZUKI SPA
Team SUZUKI ECSTAR
Runs=2 Total laps=20 Full laps=13

Run #	1	Front Tyre	Wet-Soft	Rear Tyre	Wet-Soft	
		New Tyre				
1	2'47.933	16.511	41.888	19.116	38.506	
2	2'02.087	24.636	41.159	18.774	37.518	325.3
3	1'56.200	24.430	37.805	17.699	36.266	325.3
4	1'54.830	23.834	37.152	17.587	36.257	328.2
5	1'54.049	23.814	36.761	17.473	36.001	327.2
6	1'53.275	23.486	36.634	17.256	35.899	328.2
7	1'54.398	23.339	36.351	17.243	37.465	327.2
8	2'12.855 P	23.778	37.267	18.099	53.711	328.2
Run #	2	Front Tyre	Wet-Medium	Rear Tyre	Wet-Soft	
		New Tyre				8 Laps at start
9	7'42.713	15.423	38.787	18.200	36.853	
10	1'53.958	23.501	36.898	17.463	36.096	327.2
11	1'54.476	23.589	37.104	17.548	36.235	327.2
12	1'52.632	23.166	36.324	17.195	35.947	326.2
13	1'55.194 *	24.461*	36.866	17.611	36.256	329.2
14	1'53.292 *	23.798*	36.277	17.329	35.888	328.2
15	1'52.473	23.163	36.137	17.192	35.981	328.2
16	2'09.135 P	23.244	36.170	17.556	52.165	330.2
Run #	3	Front Tyre	Wet-Medium	Rear Tyre	Wet-Soft	
		New Tyre				8 Laps at start
17	2'55.672	14.232	37.834	17.980	38.591	
18	1'52.479	23.331	36.279	17.099	35.770	329.2
19	1'52.079	23.179	35.857	17.188	35.855	329.2
20	1'52.089	23.245	35.828	17.112	35.904	327.2

21st 25 **Raul FERNANDEZ** KTM SPA
Tech3 KTM Factory Racing
Runs=1 Total laps=18 Full laps=13

Run #	1	Front Tyre	Wet-Soft	Rear Tyre	Wet-Soft	
		New Tyre				
1	3'06.375	16.466	41.235	19.440	40.156	
2	2'02.166	25.329	39.325	18.348	39.164	313.9
3	1'57.978	24.516	38.145	17.786	37.531	313.9
4	1'55.211	23.617	37.187	17.746	36.661	316.7
5	1'53.890	23.812	36.510	17.425	36.143	315.7

Fastest Lap: Marc MARQUEZ Repsol Honda Team SPA 1'50.666 22.796 35.428 17.017 35.425

These data/results cannot be reproduced, stored and/or transmitted in whole or in part by any manner of electronic, mechanical, photocopying, recording, broadcasting or otherwise now known or herein after developed without the previous express consent by the copyright owner, except for reproduction in daily press and regular printed publications on sale to the public within 60 days of the event related to those data/results and always provided that copyright symbol appears together as follows below.
© DORNA, 2022



Free Practice Nr. 1

MotoGP

Lap	Lap Time	T1	T2	T3	T4	Speed	Lap	Lap Time	T1	T2	T3	T4	Speed
6	1'53.832	23.473	36.485	17.479	36.395	315.7	9	14'37.915	18.563	38.382	18.011	36.836	
7	1'53.212	23.409	36.383	17.324	36.096	316.7	10	1'56.274 *	24.800*	37.320	17.620	36.534	323.3
8	2'13.418 P	23.520	36.400	19.445*	54.053	317.6	11	1'54.716	23.854	36.909	17.553	36.400	322.3
Run #	2	Front Tyre	Wet-Soft	Rear Tyre	Wet-Soft		12	1'54.248	23.940	36.677	17.429	36.202	322.3
		8 Laps at start		8 Laps at start			13	1'53.828	23.796	36.491	17.367	36.174	323.3
9	12'26.587	15.770	38.735	18.010	37.207		14	1'53.243	23.724	36.292	17.242	35.985	321.4
10	1'53.675	23.705	36.572	17.464	35.934	316.7	15	1'53.541	23.934	36.412	17.249	35.946	324.3
11	1'54.573 *	24.622*	36.451	17.393	36.107	318.5	16	1'52.881	23.569	36.020	17.395	35.897	320.4
12	1'53.307	23.440	36.175	17.551	36.141	317.6	17	1'53.314	23.709	36.376	17.211	36.018	321.4
13	1'52.690	23.260	36.186	17.361	35.883	318.5							
14	1'56.721 *	23.563	36.936*	17.697	38.525	319.5							
15	1'52.416	23.442	36.000	17.269	35.705	320.4							
16	1'52.258	23.325	36.107	17.231	35.595	320.4							
17	1'55.008	23.543	36.098	17.300	38.067	321.4							
18	1'57.836	23.363	36.666	17.819	39.988	320.4							

24th 40 **Darryn BINDER** YAMAHA RSA
WithU Yamaha RNF MotoGP Team

Runs=1 Total laps=18 Full laps=13

Run #	1	Front Tyre	Wet-Soft	Rear Tyre	Wet-Soft	
		New Tyre		New Tyre		
1	3'07.174	17.746	43.239	19.801	41.076	
2	2'05.821	26.068	41.308	18.797	39.648	313.9
3	2'04.659	26.930	40.555	18.494	38.680	315.7
4	1'59.588 *	26.181*	38.324	18.073	37.010	316.7
5	1'57.557	24.473	37.688	18.055	37.341	319.5
6	1'58.171	24.440	38.185	18.133	37.413	318.5
7	1'56.311	24.136	37.615	17.689	36.871	317.6
8	1'57.357	24.111	37.674	18.596	36.976	318.5
9	1'55.640	24.085	37.135	17.844	36.576	319.5
10	2'16.625 P	24.196	37.361	18.134	56.934	320.4

Run #	2	Front Tyre	Wet-Soft	Rear Tyre	Wet-Soft	
		10 Laps at start		10 Laps at start		
11	11'24.807	16.022	39.521	18.568	38.223	
12	1'57.500	24.533	37.734	18.157	37.076	320.4
13	1'56.135	23.979	37.101	17.909	37.146	324.3
14	1'57.167 *	23.901	38.087*	18.390	36.789	321.4
15	1'56.455	24.528	37.418	17.640	36.869	322.3
16	1'55.055	23.963	36.777	17.729	36.586	319.5
17	1'54.899	23.864	36.842	17.719	36.474	319.5
18	1'54.029	23.915	36.509	17.416	36.189	318.5

25th 32 **Lorenzo SAVADORI** APRILIA ITA
Aprilia Racing

Runs=2 Total laps=15 Full laps=9

Run #	1	Front Tyre	Wet-Soft	Rear Tyre	Wet-Soft	
		New Tyre		New Tyre		
1	2'56.984	16.744	41.735	19.191	39.423	
2	2'19.888 P	25.334	38.813	19.599	56.142	310.3
Run #	2	Front Tyre	Wet-Soft	Rear Tyre	Wet-Soft	
		2 Laps at start		2 Laps at start		
3	9'59.980	16.856	38.622	18.597	37.930	
4	1'58.761	26.074	37.316	18.397	36.974	321.4
5	2'05.991	24.080	43.975	19.547	38.389	322.3
6	1'57.313	24.395	37.415	18.422	37.081	321.4
7	1'55.280	24.128	36.646	17.869	36.637	324.3
8	1'54.713	24.058	36.447	17.728	36.480	324.3
9	1'54.260	23.971	36.280	17.570	36.439	326.2
10	2'16.399 P	25.341	38.542	18.773	53.743	326.2

Run #	3	Front Tyre	Wet-Soft	Rear Tyre	Wet-Soft	
		10 Laps at start		10 Laps at start		
11	8'33.844	23.708	37.934	19.285	38.850	

22nd 4 **Andrea DOVIZIOSO** YAMAHA ITA
WithU Yamaha RNF MotoGP Team

Runs=1 Total laps=17 Full laps=13

Run #	1	Front Tyre	Wet-Soft	Rear Tyre	Wet-Soft	
		New Tyre		New Tyre		
1	2'53.519	16.325	41.986	19.101	38.184	
2	1'58.187	24.463	38.847	18.088	36.789	319.5
3	1'55.575	23.975	37.724	17.693	36.183	322.3
4	1'54.294	23.609	37.317	17.426	35.942	323.3
5	1'53.684	23.680	36.789	17.365	35.850	323.3
6	1'53.425	23.657	36.496	17.379	35.893	321.4
7	1'53.005	23.429	36.439	17.258	35.879	320.4
8	2'16.995 P	25.415*	37.419*	19.840*	54.321	321.4

Run #	2	Front Tyre	Wet-Soft	Rear Tyre	Wet-Soft	
		8 Laps at start		8 Laps at start		
9	14'14.074	16.236	38.756	18.290	36.843	
10	1'54.406	23.941	36.850	17.485	36.130	319.5
11	1'53.465	23.315	36.471	17.321	36.358	322.3
12	1'52.701	23.279	36.290	17.322	35.810	322.3
13	2'08.126 *	23.405	40.123*	23.041	41.557	322.3
14	1'52.286	23.244	35.991	17.207	35.844	324.3
15	1'57.655	23.412	38.357	18.158	37.728	324.3
16	1'52.617	23.425	35.956	17.387	35.849	325.3
17	1'54.510	23.349	36.222	17.238	37.701	323.3

23rd 49 **Fabio DI GIANNANTON** DUCATI ITA
Gresini Racing MotoGP

Runs=1 Total laps=17 Full laps=13

Run #	1	Front Tyre	Wet-Soft	Rear Tyre	Wet-Soft	
		New Tyre		New Tyre		
1	2'42.249	17.877	41.368	19.220	39.169	
2	2'00.163	25.381	38.735	18.344	37.703	313.9
3	1'57.449	24.721	37.400	17.946	37.382	314.8
4	2'01.115	28.163	37.740	17.999	37.213	316.7
5	1'55.993	24.468	37.257	17.669	36.599	319.5
6	1'55.650	24.154	37.090	17.625	36.781	317.6
7	1'55.137	23.988	36.871	17.580	36.698	319.5
8	2'16.617 P	24.285	36.753	19.698*	55.881	318.5
Run #	2	Front Tyre	Wet-Soft	Rear Tyre	Wet-Soft	
		8 Laps at start		8 Laps at start		

Fastest Lap: Marc MARQUEZ Repsol Honda Team SPA 1'50.666 22.796 35.428 17.017 35.425

These data/results cannot be reproduced, stored and/or transmitted in whole or in part by any manner of electronic, mechanical, photocopying, recording, broadcasting or otherwise now known or herein after developed without the previous express consent by the copyright owner, except for reproduction in daily press and regular printed publications on sale to the public within 60 days of the event related to those data/results and always provided that copyright symbol appears together as follows below.
© DORNA, 2022



Free Practice Nr. 1

MotoGP

Lap	Lap Time	T1	T2	T3	T4	Speed	Lap	Lap Time	T1	T2	T3	T4	Speed
12	1'54.854	24.014	36.536	17.657	36.647	326.2							
13	1'55.239	23.719	37.588	17.565	36.367	326.2							
14	1'54.411	23.908	36.303	17.626	36.574	325.3							
15	2'06.280 *	23.954	36.373*	21.961	43.992	326.2							

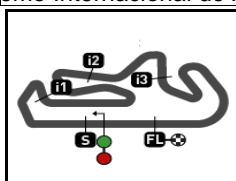
Fastest Lap: Marc MARQUEZ Repsol Honda Team SPA **1'50.666** 22.796 35.428 17.017 35.425

These data/results cannot be reproduced, stored and/or transmitted in whole or in part by any manner of electronic, mechanical, photocopying, recording, broadcasting or otherwise now known or herein after developed without the previous express consent by the copyright owner, except for reproduction in daily press and regular printed publications on sale to the public within 60 days of the event related to those data/results and always provided that copyright symbol appears together as follows below.
© DORNA, 2022

Official MotoGP Timing by **TISSOT**
www.motogp.com

Portimao, Friday, April 22, 2022





4592 m.

GRANDE PRÉMIO TISSOT DE PORTUGAL

Free Practice Nr. 1

Best Partial Times

MotoGP™

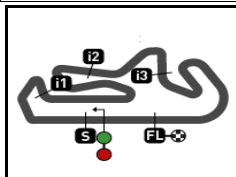
IT Ideal Lap Time, sum of the best partial times

BT Best Lap Time

<i>T1</i>		<i>T2</i>		<i>T3</i>		<i>T4</i>				<i>IT</i>	<i>BT</i>	
Pos	Rider	Time	Rider	Time	Rider	Time	Rider	Time	Pos	Rider		
1	M.MARQUEZ	22.796	J.ZARCO	35.423	M.OLIVEIRA	16.951	M.BEZZECCHI	35.215	1	M.MARQUEZ	1'50.662	1'50.666 (1)
2	F.BAGNAIA	22.905	M.MARQUEZ	35.428	J.ZARCO	16.981	M.OLIVEIRA	35.235	2	J.MIR	1'50.939	1'51.031 (2)
3	J.MIR	22.928	B.BINDER	35.456	R.GARDNER	16.988	T.NAKAGAMI	35.317	3	J.ZARCO	1'50.966	1'51.170 (4)
4	B.BINDER	23.068	F.BAGNAIA	35.489	J.MIR	16.997	A.MARQUEZ	35.326	4	F.BAGNAIA	1'51.025	1'51.387 (8)
5	A.MARQUEZ	23.087	M.OLIVEIRA	35.506	M.MARQUEZ	17.013	J.MILLER	35.355	5	M.OLIVEIRA	1'51.031	1'51.223 (5)
6	E.BASTIANINI	23.106	J.MARTIN	35.524	E.BASTIANINI	17.020	R.GARDNER	35.417	6	M.BEZZECCHI	1'51.136	1'51.136 (3)
7	M.BEZZECCHI	23.118	M.VIÑALES	35.532	M.VIÑALES	17.024	M.MARQUEZ	35.425	7	M.VIÑALES	1'51.185	1'51.309 (6)
8	J.ZARCO	23.134	J.MIR	35.556	F.BAGNAIA	17.033	J.ZARCO	35.428	8	B.BINDER	1'51.232	1'51.659 (11)
9	M.VIÑALES	23.155	L.MARINI	35.581	J.MARTIN	17.051	J.MARTIN	35.437	9	J.MILLER	1'51.272	1'51.437 (9)
10	J.MILLER	23.162	M.BEZZECCHI	35.615	T.NAKAGAMI	17.060	F.MORBIDELLI	35.456	10	J.MARTIN	1'51.286	1'51.343 (7)
11	A.RINS	23.163	E.BASTIANINI	35.668	J.MILLER	17.061	J.MIR	35.458	11	E.BASTIANINI	1'51.319	1'51.847 (14)
12	L.MARINI	23.182	J.MILLER	35.694	A.MARQUEZ	17.077	M.VIÑALES	35.474	12	A.MARQUEZ	1'51.451	1'51.648 (10)
13	A.ESPARGARO	23.198	R.GARDNER	35.726	A.RINS	17.099	F.QUARTARARO	35.502	13	L.MARINI	1'51.493	1'51.709 (12)
14	T.NAKAGAMI	23.214	P.ESPARGARO	35.782	L.MARINI	17.117	E.BASTIANINI	35.525	14	R.GARDNER	1'51.500	1'51.820 (13)
15	A.DOVIZIOSO	23.244	A.RINS	35.828	F.QUARTARARO	17.131	P.ESPARGARO	35.537	15	T.NAKAGAMI	1'51.528	1'51.881 (15)
16	P.ESPARGARO	23.254	F.MORBIDELLI	35.915	B.BINDER	17.134	B.BINDER	35.574	16	P.ESPARGAR	1'51.759	1'52.001 (17)
17	R.FERNANDEZ	23.260	A.ESPARGARO	35.915	A.ESPARGARO	17.140	R.FERNANDEZ	35.595	17	A.RINS	1'51.860	1'52.079 (20)
18	F.QUARTARARO	23.261	T.NAKAGAMI	35.937	P.ESPARGARO	17.186	F.BAGNAIA	35.598	18	A.ESPARGAR	1'51.896	1'51.958 (16)
19	J.MARTIN	23.274	A.DOVIZIOSO	35.956	M.BEZZECCHI	17.188	L.MARINI	35.613	19	F.QUARTARAR	1'51.925	1'52.061 (18)
20	F.MORBIDELLI	23.311	A.MARQUEZ	35.961	A.DOVIZIOSO	17.207	A.ESPARGARO	35.643	20	F.MORBIDELLI	1'51.944	1'52.072 (19)
21	M.OLIVEIRA	23.339	R.FERNANDEZ	36.000	F.DI GIANNANTO	17.211	A.RINS	35.770	21	R.FERNANDEZ	1'52.086	1'52.258 (21)
22	R.GARDNER	23.369	F.DI GIANNANTO	36.020	R.FERNANDEZ	17.231	A.DOVIZIOSO	35.810	22	A.DOVIZIOSO	1'52.217	1'52.286 (22)
23	F.DI GIANNANTO	23.569	F.QUARTARARO	36.031	F.MORBIDELLI	17.262	F.DI GIANNANTO	35.897	23	F.DI GIANNAN	1'52.697	1'52.881 (23)
24	L.SAVADORI	23.719	L.SAVADORI	36.280	D.BINDER	17.416	D.BINDER	36.189	24	L.SAVADORI	1'53.931	1'54.260 (25)

These data/results cannot be reproduced, stored and/or transmitted in whole or in part by any manner of electronic, mechanical, photocopying, recording, broadcasting or otherwise now known or herein after developed without the previous express consent by the copyright owner, except for reproduction in daily press and regular printed publications on sale to the public within 60 days of the event related to those data/results and always provided that copyright symbol appears together as follows below.
© DORNA, 2022





4592 m.

GRANDE PRÉMIO TISSOT DE PORTUGAL

Free Practice Nr. 1

Best Partial Times

MotoGP™

IT Ideal Lap Time, sum of the best partial times

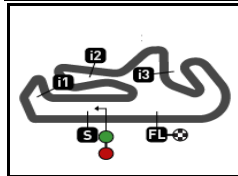
BT Best Lap Time

		T1		T2		T3		T4				
<i>Pos</i>	<i>Rider</i>	<i>Time</i>	<i>Rider</i>	<i>Time</i>	<i>Rider</i>	<i>Time</i>	<i>Rider</i>	<i>Time</i>	<i>Pos</i>	<i>Rider</i>	<i>IT</i>	<i>BT</i>
25	D.BINDER	23.864	D.BINDER	36.509	L.SAVADORI	17.565	L.SAVADORI	36.367	25	D.BINDER	1'53.978	1'54.029 (24)

These data/results cannot be reproduced, stored and/or transmitted in whole or in part by any manner of electronic, mechanical, photocopying, recording, broadcasting or otherwise now known or herein after developed without the previous express consent by the copyright owner, except for reproduction in daily press and regular printed publications on sale to the public within 60 days of the event related to those data/results and always provided that copyright symbol appears together as follows below.
© DORNA, 2022

Official MotoGP Timing by **TISSOT**
www.motogp.com





4592 m.

GRANDE PRÉMIO TISSOT DE PORTUGAL

Free Practice Nr. 1

Fastest Laps Sequence

<i>Practice Time</i>	 <i>Rider</i>	<i>Nation</i>	<i>Motorcycle</i>	<i>Time</i>	<i>Km/h</i>	<i>Rider's Lap</i>
4'30.133	73 Alex MARQUEZ	SPA	HONDA	1'59.017	138.8	2
4'39.847	63 Francesco BAGNAIA	ITA	DUCATI	1'57.239	141.0	2
4'42.653	33 Brad BINDER	RSA	KTM	1'57.215	141.0	2
4'44.592	23 Enea BASTIANINI	ITA	DUCATI	1'57.124	141.1	2
4'49.374	93 Marc MARQUEZ	SPA	HONDA	1'57.025	141.2	2
6'26.007	73 Alex MARQUEZ	SPA	HONDA	1'55.874	142.6	3
6'28.691	21 Franco MORBIDELLI	ITA	YAMAHA	1'55.647	142.9	3
6'34.879	63 Francesco BAGNAIA	ITA	DUCATI	1'55.032	143.7	3
6'35.548	89 Jorge MARTIN	SPA	DUCATI	1'54.981	143.7	3
6'39.343	23 Enea BASTIANINI	ITA	DUCATI	1'54.751	144.0	3
6'39.903	88 Miguel OLIVEIRA	POR	KTM	1'53.035	146.2	3
8'35.227	93 Marc MARQUEZ	SPA	HONDA	1'52.328	147.1	4
10'27.474	93 Marc MARQUEZ	SPA	HONDA	1'52.247	147.2	5
12'12.537	63 Francesco BAGNAIA	ITA	DUCATI	1'51.739	147.9	6
14'29.861	43 Jack MILLER	AUS	DUCATI	1'51.437	148.3	5
16'01.032	88 Miguel OLIVEIRA	POR	KTM	1'51.223	148.6	8
16'02.588	93 Marc MARQUEZ	SPA	HONDA	1'51.219	148.6	8
24'03.425	72 Marco BEZZECCHI	ITA	DUCATI	1'51.136	148.7	10
41'03.474	93 Marc MARQUEZ	SPA	HONDA	1'51.041	148.8	14
46'27.935	36 Joan MIR	SPA	SUZUKI	1'51.031	148.8	17
46'37.137	93 Marc MARQUEZ	SPA	HONDA	1'50.666	149.3	17

These data/results cannot be reproduced, stored and/or transmitted in whole or in part by any manner of electronic, mechanical, photocopying, recording, broadcasting or otherwise now known or herein after developed without the previous express consent by the copyright owner, except for reproduction in daily press and regular printed publications on sale to the public within 60 days of the event related to those data/results and always provided that copyright symbol appears together as follows below.

© DORNA, 2022

Official MotoGP Timing by TISSOT
www.motogp.com

Portimao, Friday, April 22, 2022

