




4592 m.

**GRANDE PRÉMIO TISSOT DE PORTUGAL**

**Free Practice Nr. 4**

**Classification**

**14**

	Rider	Nation	Team	Motorcycle	Time	Lap Total	Gap	Top Speed
1	88 Miguel OLIVEIRA	POR	Red Bull KTM Factory Racing	KTM	<b>1'50.750</b>	13 14		<b>317.6</b>
2	43 Jack MILLER	AUS	Ducati Lenovo Team	DUCATI	<b>1'51.554</b>	9 11	0.804 0.804	<b>329.2</b>
3	72 Marco BEZZECCHI	ITA	Mooney VR46 Racing Team	DUCATI	<b>1'51.591</b>	11 11	0.841 0.037	<b>326.2</b>
4	21 Franco MORBIDELLI	ITA	Monster Energy Yamaha MotoGP	YAMAHA	<b>1'51.727</b>	11 11	0.977 0.136	<b>317.6</b>
5	20 Fabio QUARTARARO	FRA	Monster Energy Yamaha MotoGP	YAMAHA	<b>1'51.807</b>	12 13	1.057 0.080	<b>319.5</b>
6	63 Francesco BAGNAIA	ITA	Ducati Lenovo Team	DUCATI	<b>1'51.873</b>	10 11	1.123 0.066	<b>324.3</b>
7	36 Joan MIR	SPA	Team SUZUKI ECSTAR	SUZUKI	<b>1'51.914</b>	7 10	1.164 0.041	<b>322.3</b>
8	44 Pol ESPARGARO	SPA	Repsol Honda Team	HONDA	<b>1'51.931</b>	11 12	1.181 0.017	<b>325.3</b>
9	12 Maverick VIÑALES	SPA	Aprilia Racing	APRILIA	<b>1'52.033</b>	8 10	1.283 0.102	<b>324.3</b>
10	5 Johann ZARCO	FRA	Pramac Racing	DUCATI	<b>1'52.065</b>	12 14	1.315 0.032	<b>334.3</b>
11	42 Alex RINS	SPA	Team SUZUKI ECSTAR	SUZUKI	<b>1'52.082</b>	13 13	1.332 0.017	<b>327.2</b>
12	93 Marc MARQUEZ	SPA	Repsol Honda Team	HONDA	<b>1'52.239</b>	7 7	1.489 0.157	<b>320.4</b>
13	30 Takaaki NAKAGAMI	JPN	LCR Honda IDEMITSU	HONDA	<b>1'52.315</b>	12 13	1.565 0.076	<b>328.2</b>
14	73 Alex MARQUEZ	SPA	LCR Honda CASTROL	HONDA	<b>1'52.364</b>	3 7	1.614 0.049	<b>324.3</b>
15	33 Brad BINDER	RSA	Red Bull KTM Factory Racing	KTM	<b>1'52.474</b>	13 13	1.724 0.110	<b>325.3</b>
16	87 Remy GARDNER	AUS	Tech3 KTM Factory Racing	KTM	<b>1'52.866</b>	10 15	2.116 0.392	<b>320.4</b>
17	41 Aleix ESPARGARO	SPA	Aprilia Racing	APRILIA	<b>1'53.005</b>	9 13	2.255 0.139	<b>328.2</b>
18	89 Jorge MARTIN	SPA	Pramac Racing	DUCATI	<b>1'53.061</b>	11 11	2.311 0.056	<b>328.2</b>
19	23 Enea BASTIANINI	ITA	Gresini Racing MotoGP	DUCATI	<b>1'53.322</b>	9 10	2.572 0.261	<b>328.2</b>
20	25 Raul FERNANDEZ	SPA	Tech3 KTM Factory Racing	KTM	<b>1'53.522</b>	11 12	2.772 0.200	<b>317.6</b>
21	4 Andrea DOVIZIOSO	ITA	WithU Yamaha RNF MotoGP Tea	YAMAHA	<b>1'53.767</b>	7 8	3.017 0.245	<b>318.5</b>
22	10 Luca MARINI	ITA	Mooney VR46 Racing Team	DUCATI	<b>1'53.921</b>	4 14	3.171 0.154	<b>319.5</b>
23	40 Darryn BINDER	RSA	WithU Yamaha RNF MotoGP Tea	YAMAHA	<b>1'54.749</b>	12 14	3.999 0.828	<b>316.7</b>
24	49 Fabio DI GIANNANTONIO	ITA	Gresini Racing MotoGP	DUCATI	<b>1'54.957</b>	7 9	4.207 0.208	<b>326.2</b>
25	32 Lorenzo SAVADORI	ITA	Aprilia Racing	APRILIA	<b>1'55.443</b>	3 7	4.693 0.486	<b>325.3</b>

Practice condition: **Wet**

Air: 15°

Humidity: 76%

Ground: 19°

<b>Fastest Lap:</b>	Lap: 13	<b>Miguel OLIVEIRA</b>	<b>1'50.750</b>	149.2 Km/h
<b>Best Race Lap:</b>	2021	<b>Alex RINS</b>	<b>1'39.450</b>	166.2 Km/h
<b>All Time Lap Record:</b>	2021	<b>Francesco BAGNAIA</b>	<b>1'38.725</b>	167.4 Km/h

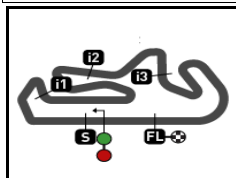
The results are provisional until the end of the limit for protest and appeals.

Time limit for protest expires 30' after publication of the results - ..... Time: .....

These data/results cannot be reproduced, stored and/or transmitted in whole or in part by any manner of electronic, mechanical, photocopying, recording, broadcasting or otherwise now known or herein after developed without the previous express consent by the copyright owner, except for reproduction in daily press and regular printed publications on sale to the public within 60 days of the event related to those data/results and always provided that copyright symbol appears together as follows below.

© DORNA, 2022





4592 m.

# GRANDE PRÉMIO TISSOT DE PORTUGAL

## Free Practice Nr. 4

### Top Speed & Average

15



Rider	Nation	Motorcycle	Top 5 speeds					Average	Top
5 <b>Johann ZARCO</b>	<b>FRA</b>	DUCATI	334.3	331.2	330.2	328.2	328.2	329.8	<b>334.3</b>
43 <b>Jack MILLER</b>	<b>AUS</b>	DUCATI	329.2	327.2	326.2	326.2	324.3	326.0	<b>329.2</b>
23 <b>Enea BASTIANINI</b>	<b>ITA</b>	DUCATI	328.2	328.2	327.2	326.2	322.3	325.7	<b>328.2</b>
30 <b>Takaaki NAKAGAMI</b>	<b>JPN</b>	HONDA	328.2	326.2	323.3	323.3	323.3	324.9	<b>328.2</b>
41 <b>Alex ESPARGARO</b>	<b>SPA</b>	APRILIA	328.2	325.3	325.3	325.3	324.3	325.7	<b>328.2</b>
89 <b>Jorge MARTIN</b>	<b>SPA</b>	DUCATI	328.2	325.3	323.3	322.3	321.4	324.1	<b>328.2</b>
42 <b>Alex RINS</b>	<b>SPA</b>	SUZUKI	327.2	327.2	326.2	325.3	325.3	326.2	<b>327.2</b>
49 <b>Fabio DI GIANNANTONIO</b>	<b>ITA</b>	DUCATI	326.2	324.3	323.3	323.3	322.3	323.9	<b>326.2</b>
72 <b>Marco BEZZECCHI</b>	<b>ITA</b>	DUCATI	326.2	326.2	325.3	325.3	324.3	325.5	<b>326.2</b>
32 <b>Lorenzo SAVADORI</b>	<b>ITA</b>	APRILIA	325.3	324.3	322.3	320.4	317.6	322.0	<b>325.3</b>
33 <b>Brad BINDER</b>	<b>RSA</b>	KTM	325.3	325.3	325.3	324.3	324.3	324.7	<b>325.3</b>
44 <b>Po ESPARGARO</b>	<b>SPA</b>	HONDA	325.3	324.3	324.3	324.3	323.3	324.3	<b>325.3</b>
12 <b>Maverick VIÑALES</b>	<b>SPA</b>	APRILIA	324.3	324.3	324.3	323.3	323.3	323.9	<b>324.3</b>
63 <b>Francesco BAGNAIA</b>	<b>ITA</b>	DUCATI	324.3	324.3	323.3	323.3	323.3	323.7	<b>324.3</b>
73 <b>Alex MARQUEZ</b>	<b>SPA</b>	HONDA	324.3	323.3	323.3	319.5	315.7	321.2	<b>324.3</b>
36 <b>Joan MIR</b>	<b>SPA</b>	SUZUKI	322.3	322.3	322.3	320.4	320.4	321.4	<b>322.3</b>
87 <b>Remy GARDNER</b>	<b>AUS</b>	KTM	320.4	320.4	318.5	317.6	316.7	318.7	<b>320.4</b>
93 <b>Marc MARQUEZ</b>	<b>SPA</b>	HONDA	320.4	318.5	318.5	316.7	313.9	317.6	<b>320.4</b>
10 <b>Luca MARINI</b>	<b>ITA</b>	DUCATI	319.5	319.5	318.5	318.5	317.6	318.4	<b>319.5</b>
20 <b>Fabio QUARTARARO</b>	<b>FRA</b>	YAMAHA	319.5	319.5	318.5	317.6	317.6	318.5	<b>319.5</b>
4 <b>Andrea DOVIZIOSO</b>	<b>ITA</b>	YAMAHA	318.5	314.8	314.8	313.9	313.9	315.2	<b>318.5</b>
21 <b>Franco MORBIDELLI</b>	<b>ITA</b>	YAMAHA	317.6	316.7	316.7	315.7	315.7	316.4	<b>317.6</b>
25 <b>Raul FERNANDEZ</b>	<b>SPA</b>	KTM	317.6	316.7	316.7	313.9	313.0	315.6	<b>317.6</b>
88 <b>Miguel OLIVEIRA</b>	<b>POR</b>	KTM	317.6	316.7	316.7	315.7	315.7	316.5	<b>317.6</b>
40 <b>Darryn BINDER</b>	<b>RSA</b>	YAMAHA	316.7	316.7	315.7	315.7	313.0	314.4	<b>316.7</b>

These data/results cannot be reproduced, stored and/or transmitted in whole or in part by any manner of electronic, mechanical, photocopying, recording, broadcasting or otherwise now known or herein after developed without the previous express consent by the copyright owner, except for reproduction in daily press and regular printed publications on sale to the public within 60 days of the event related to those data/results and always provided that copyright symbol appears together as follows below.

© DORNA, 2022

Official MotoGP Timing by TISSOT  
www.motogp.com



Portimao, Saturday, April 23, 2022



# GRANDE PRÉMIO TISSOT DE PORTUGAL

## Free Practice Nr. 4

### Chronological Analysis of Performances

16

\* Lap / Sector time cancelled      **T1** Time from finish line to 1st intermediate      **T3** Time from 2nd intermed. to 3rd intermed.  
**P** Crossing the finish line in pit lane      **T2** Time from 1st intermed. to 2nd intermed.      **T4** Time from 3rd intermediate to finish line  
**\*\*** Tyre data subject to further updates

Lap	Lap Time	T1	T2	T3	T4	Speed	Lap	Lap Time	T1	T2	T3	T4	Speed		
<b>1st</b>	<b>88</b>	<b>Miguel OLIVEIRA</b> KTM POR Red Bull KTM Factory Racing						<b>Run # 1</b>	<b>Front Tyre Wet-Medium</b>		<b>Rear Tyre Wet-Soft</b>				
									<b>7 Laps at start</b>		<b>7 Laps at start</b>				
<b>Run # 1</b>	<b>Front Tyre</b>	<b>Wet-Medium</b>	<b>Rear Tyre</b>	<b>Wet-Soft</b>				<b>Run # 1</b>	<b>Front Tyre</b>	<b>Wet-Medium</b>	<b>Rear Tyre</b>	<b>Wet-Soft</b>			
1	2'51.815	14.686	37.926	17.945	36.571		1	2'30.570	15.540	39.362	18.875	36.846			
2	<b>1'53.054</b>	23.250	36.315	17.387	36.102	316.7	2	<b>1'54.513</b>	23.969	36.900	17.720	35.924	326.2		
3	<b>1'52.502</b>	23.370	35.802	17.332	35.998	313.9	3	<b>1'53.976</b>	23.728	36.328	17.471	36.449	326.2		
4	2'14.306 P	27.066*	37.682*	17.776	51.782	316.7	4	<b>1'53.509</b>	23.391	36.546	17.402	36.170	325.3		
								5	<b>2'04.603</b>	23.502	40.642	21.359	39.100	323.3	
								6	<b>1'54.385</b>	23.920	36.439	17.669	36.357	319.5	
								7	2'18.793 P	23.921	37.206	21.126	56.540	313.9	
<b>2nd</b>	<b>43</b>	<b>Jack MILLER</b> DUCATI AUS Ducati Lenovo Team						<b>Run # 2</b>	<b>Front Tyre Wet-Medium</b>		<b>Rear Tyre Wet-Medium</b>				
									<b>19 Laps at start</b>		<b>New Tyre</b>				
<b>Run # 2</b>	<b>Front Tyre</b>	<b>Wet-Medium</b>	<b>Rear Tyre</b>	<b>Wet-Medium</b>				<b>Run # 2</b>	<b>Front Tyre</b>	<b>Wet-Medium</b>	<b>Rear Tyre</b>	<b>Wet-Medium</b>			
5	5'29.098	14.524	41.223	17.709	36.261		8	10'06.069	15.425	38.791	19.744	36.241			
6	1'52.567 *	23.433*	35.754*	17.234	36.146	315.7	9	<b>1'52.501</b>	23.377	36.009	17.491	35.624	324.3		
7	<b>1'55.339</b>	25.365	36.491	17.245	36.238	313.0	10	<b>1'51.946</b>	23.079	36.112	17.383	35.372	323.3		
8	<b>1'52.262</b>	23.393	35.881	17.013	35.975	315.7	11	<b>1'51.591</b>	23.061	35.883	17.158	35.489	325.3		
9	<b>1'52.204</b>	23.237	35.816	17.055	36.096	313.9									
10	<b>1'52.070</b>	23.291	35.783	17.038	35.958	317.6	<b>4th</b>	<b>21</b>		<b>Franco MORBIDELLI</b> YAMAHA ITA Monster Energy Yamaha MotoGP					
11	<b>1'52.144</b>	23.196	35.851	17.016	36.081	311.2		<b>Run # 1</b>		<b>Front Tyre Wet-Medium</b>		<b>Rear Tyre Wet-Soft</b>			
12	<b>2'21.172</b>	31.972	50.006	19.576	39.618	311.2			<b>New Tyre</b>		<b>10 Laps at start</b>				
13	<b>1'50.750</b>	22.957	35.463	16.814	35.516	312.1		1	2'19.099	14.882	38.602	18.179	36.520		
14	2'10.791 P	25.133	36.574	17.371	51.713	312.1		2	<b>1'53.897</b>	23.791	36.523	17.570	36.013	315.7	
<b>3rd</b>	<b>72</b>	<b>Marco BEZZECCHI</b> DUCATI ITA Mooney VR46 Racing Team							3	<b>1'53.214</b>	23.703	36.176	17.458	35.877	315.7
									4	<b>1'53.186</b>	23.658	35.943	17.406	36.179	316.7
<b>Run # 1</b>	<b>Front Tyre</b>	<b>Wet-Medium</b>	<b>Rear Tyre</b>	<b>Wet-Soft</b>					5	2'17.648 P	24.152	41.883	18.334	53.279	314.8
1	3'15.017	14.858	37.300	17.936	36.054			<b>Run # 2</b>	<b>Front Tyre</b>	<b>Wet-Medium</b>	<b>Rear Tyre</b>	<b>Wet-Medium</b>			
2	<b>1'51.897</b>	23.173	35.866	17.217	35.641	327.2			<b>5 Laps at start</b>		<b>New Tyre</b>				
3	<b>1'52.008</b>	23.288	35.646	17.249	35.825	329.2		6	5'01.666	14.489	37.774	17.722	36.224		
4	1'56.722 *	23.480*	39.894*	17.337	36.011	326.2		7	<b>1'53.293</b>	23.507	35.961	17.500	36.325	317.6	
5	<b>1'52.694</b>	23.131	35.841	17.230	36.492	324.3		8	1'55.434 *	23.648*	36.118	17.320	38.348	316.7	
6	<b>1'53.124</b>	23.315	36.108	17.173	36.528	323.3		9	2'10.171 P	23.489	36.249	17.415	53.018	315.7	
7	2'19.303 P	25.115	41.843	17.878	54.467	323.3		<b>Run # 3</b>	<b>Front Tyre</b>	<b>Wet-Medium</b>	<b>Rear Tyre</b>	<b>Wet-Medium</b>			
										<b>9 Laps at start</b>		<b>4 Laps at start</b>			
								10	7'01.684	14.353	36.912	17.256	36.097		
								11	<b>1'51.727</b>	23.356	35.704	17.103	35.564	314.8	
<b>5th</b>	<b>20</b>	<b>Fabio QUARTARARO</b> YAMAHA FRA Monster Energy Yamaha MotoGP						<b>Run # 1</b>	<b>Front Tyre Wet-Medium</b>		<b>Rear Tyre Wet-Soft</b>				
									<b>1 Laps at start</b>		<b>New Tyre</b>				
<b>Run # 1</b>	<b>Front Tyre</b>	<b>Wet-Medium</b>	<b>Rear Tyre</b>	<b>Wet-Soft</b>				<b>Run # 1</b>	<b>Front Tyre</b>	<b>Wet-Medium</b>	<b>Rear Tyre</b>	<b>Wet-Soft</b>			
1	3'12.369	14.571	37.526	17.927	35.985			1	3'12.369	14.571	37.526	17.927	35.985		
2	<b>1'53.002</b>	23.441	36.108	17.569	35.884	318.5		2	<b>1'53.002</b>	23.441	36.108	17.569	35.884	318.5	
3	<b>1'55.343</b>	25.049	36.809	17.431	36.054	316.7		3	<b>1'55.343</b>	25.049	36.809	17.431	36.054	316.7	

**Fastest Lap:** Miguel OLIVEIRA Red Bull KTM Factory POR **1'50.750** 22.957 35.463 16.814 35.516

These data/results cannot be reproduced, stored and/or transmitted in whole or in part by any manner of electronic, mechanical, photocopying, recording, broadcasting or otherwise now known or herein after developed without the previous express consent by the copyright owner, except for reproduction in daily press and regular printed publications on sale to the public within 60 days of the event related to those data/results and always provided that copyright symbol appears together as follows below.  
 © DORNA, 2022



# Free Practice Nr. 4

# MotoGP

Lap	Lap Time	T1	T2	T3	T4	Speed	Lap	Lap Time	T1	T2	T3	T4	Speed
4	1'53.426 *	23.555*	36.324*	17.434	36.113	319.5	Run # 1	Front Tyre	Wet-Medium	Rear Tyre	Wet-Soft		
5	2'00.054	23.571	36.224	18.226	42.033	312.1		1 Laps at start			1 Laps at start		
6	1'53.298	23.459	36.177	17.384	36.278	313.9	1	2'29.860	14.785	39.517	18.138	36.520	
7	2'10.520 P	23.484	36.184	18.352	52.500	312.1	2	1'54.758	23.854	37.174	17.653	36.077	324.3
Run # 2	Front Tyre	Wet-Medium	Rear Tyre	Wet-Medium			3	1'53.809	23.456	36.429	17.514	36.410	319.5
	8 Laps at start			New Tyre			4	1'59.089	23.442	38.391	20.121	37.135	320.4
8	7'10.736	14.283	36.868	17.540	35.845		5	2'09.794 P	23.627	36.404	17.707	52.056	319.5
9	1'51.854	23.037	35.914	17.213	35.690	316.7	Run # 2	Front Tyre	Wet-Medium	Rear Tyre	Wet-Medium		
10	1'52.496	23.207	36.057	17.207	36.025	317.6		6 Laps at start			New Tyre		
11	2'11.604	23.941	47.110	20.612	39.941	319.5	6	9'27.164	14.673	38.536	18.262	36.742	
12	1'51.807	23.180	35.794	17.117	35.716	315.7	7	1'52.718	23.257	36.258	17.216	35.987	321.4
13	2'14.036 P	25.251	37.942	18.394	52.449	317.6	8	2'07.499	22.921	36.013	17.298	51.267	324.3

**6th 63 Francesco BAGNAIA** DUCATI ITA  
Ducati Lenovo Team

Run #	Front Tyre	Wet-Medium	Rear Tyre	Wet-Soft		
Run # 1	3 Laps at start		6 Laps at start			
1	2'15.285	14.654	38.074	18.027	36.410	
2	1'53.274	23.311	36.443	17.584	35.936	322.3
3	1'53.317	23.783	36.060	17.414	36.060	291.1
4	2'09.772 P	23.266	36.021	17.597	52.888	323.3
Run # 2	7 Laps at start		10 Laps at start			
5	6'58.295	14.449	37.245	17.891	36.511	
6	1'52.583	23.090	35.987	17.338	36.168	324.3
7	1'52.910 *	23.155*	36.128	17.301	36.326	323.3
8	1'52.486	23.051	36.003	17.291	36.141	324.3
9	1'56.057	24.056	37.458	18.061	36.482	323.3
10	1'51.873	22.940	35.744	17.211	35.978	322.3
11	2'13.650 P	22.974	37.736	19.926	53.014	322.3

**7th 36 Joan MIR** SUZUKI SPA  
Team SUZUKI ECSTAR

Run #	Front Tyre	Wet-Medium	Rear Tyre	Wet-Soft		
Run # 1	1 Laps at start		1 Laps at start			
1	3'03.662	15.123	38.009	18.182	36.964	
2	1'54.988	24.083	36.926	17.783	36.196	320.4
3	1'53.220	23.585	36.313	17.351	35.971	322.3
4	1'52.442 *	23.473*	35.873*	17.175	35.921	322.3
5	2'14.186 P	24.802	37.352	17.544	54.488	317.6
Run # 2	6 Laps at start		6 Laps at start			
6	7'50.122	14.137	36.731	17.450	36.489	
7	1'51.914	23.226	35.722	17.134	35.832	320.4
8	2'13.826 P	24.191	38.523	17.717	53.395	322.3
Run # 3	New Tyre		New Tyre			
9	5'46.660	15.365	38.301	18.062	38.548	
10	2'12.880 P	24.043	36.985	17.580	54.272	320.4

**8th 44 Pol ESPARGARO** HONDA SPA  
Repsol Honda Team

**9th 12 Maverick VIÑALES** APRILIA SPA  
Aprilia Racing

Run #	Front Tyre	Wet-Medium	Rear Tyre	Wet-Soft		
Run # 1	5 Laps at start		5 Laps at start			
1	3'11.473	14.777	41.176	18.240	36.964	
2	1'53.687	23.603	36.493	17.657	35.934	324.3
3	1'52.983	23.448	36.173	17.481	35.881	323.3
4	1'53.865 *	23.949*	36.275*	17.514	36.127	324.3
5	1'53.073	23.343	35.839	17.735	36.156	321.4
6	2'14.178 P	23.417	39.331	18.450	52.980	319.5
Run # 2	11 Laps at start		11 Laps at start			
7	6'11.253	15.015	37.282	18.009	36.789	
8	1'52.033	23.034	35.752	17.252	35.995	324.3
9	1'58.242	25.119	38.003	17.634	37.486	323.3
10	2'08.514 P	23.172	35.906	17.274	52.162	320.4

**10th 5 Johann ZARCO** DUCATI FRA  
Pramac Racing

Run #	Front Tyre	Wet-Medium	Rear Tyre	Wet-Soft		
Run # 1	4 Laps at start		16 Laps at start			
1	2'40.827	14.622	38.918	18.042	36.626	
2	1'53.404	23.562	36.071	17.689	36.082	327.2
3	1'52.387	23.447	35.738	17.327	35.875	328.2
4	1'53.262	23.478	36.137	17.649	35.998	334.3
5	2'15.123 P	23.821	40.946	17.837	52.519	330.2
Run # 2	9 Laps at start		New Tyre			
6	5'11.345	18.063	38.681	18.253	36.842	
7	1'53.516	23.426	36.433	17.252	36.405	327.2
8	1'52.959	23.413	36.145	17.302	36.099	328.2
9	1'52.344	23.147	35.966	17.232	35.999	327.2
10	1'53.149	23.288	36.593	17.402	35.866	328.2
11	1'54.767	23.314	36.411	17.707	37.335	327.2
12	1'52.065	23.161	35.753	17.121	36.030	331.2
13	1'52.275	23.257	35.687	17.185	36.146	327.2
14	2'01.085	23.269	35.820	18.498	43.498	328.2

**Fastest Lap:** Miquel OLIVEIRA Red Bull KTM Factory POR **1'50.750** 22.957 35.463 16.814 35.516

These data/results cannot be reproduced, stored and/or transmitted in whole or in part by any manner of electronic, mechanical, photocopying, recording, broadcasting or otherwise now known or herein after developed without the previous express consent by the copyright owner, except for reproduction in daily press and regular printed publications on sale to the public within 60 days of the event related to those data/results and always provided that copyright symbol appears together as follows below.  
© DORNA, 2022



# Free Practice Nr. 4

# MotoGP

Lap	Lap Time	T1	T2	T3	T4	Speed	Lap	Lap Time	T1	T2	T3	T4	Speed	
<b>11th</b>	<b>42</b>	<b>Alex RINS</b>		SUZUKI		SPA	13	2'12.361	P	23.189	39.217	17.649	52.306	318.5
		Team SUZUKI ECSTAR												
Run #	1	Front Tyre	Wet-Medium	Rear Tyre	Wet-Soft									
		11 Laps at start		20 Laps at start										
1	2'20.345	14.439	39.040	18.169	36.756									
2	<b>1'53.975</b>	23.878	36.735	17.422	35.940	324.3								
3	<b>1'53.980</b>	23.542	36.581	17.578	36.279	<b>327.2</b>								
4	<b>1'53.129</b>	23.463	36.202	17.302	36.162	325.3								
5	<b>1'57.091</b>	26.183	36.773	17.664	36.471	325.3								
6	<b>1'53.379</b>	23.596	36.118			322.3								
7	<b>1'53.662</b>	23.512	36.497	17.423	36.230	322.3								
8	2'14.780	P	23.789	38.632	18.241	54.118	321.4							
Run #	2	Front Tyre	Wet-Medium	Rear Tyre	Wet-Soft									
		19 Laps at start		28 Laps at start										
9	7'34.894	*	14.390	39.406	18.721	36.357*								
10	<b>1'52.842</b>		23.256	36.101	17.269	36.216	322.3							
11	<b>1'52.707</b>		23.433	35.970	17.259	36.045	327.2							
12	<b>2'04.544</b>		25.674	37.931	18.347	42.592	320.4							
13	<b>1'52.082</b>		<b>23.249</b>	<b>35.856</b>	<b>17.063</b>	<b>35.914</b>	326.2							
<b>14th</b>	<b>73</b>	<b>Alex MARQUEZ</b>		HONDA		SPA								
		LCR Honda CASTROL												
Run #	1	Front Tyre	Wet-Medium	Rear Tyre	Wet-Soft									
		17 Laps at start		10 Laps at start										
1	2'37.770	P	15.440	39.002	18.457	52.555								
Run #	2	Front Tyre	Wet-Medium	Rear Tyre	Wet-Soft									
		18 Laps at start		11 Laps at start										
2	17'26.152		14.678	39.311	20.160	36.436								
3	<b>1'52.364</b>		<b>23.300</b>	<b>35.986</b>	17.402	<b>35.676</b>	<b>324.3</b>							
4	<b>1'52.806</b>		23.305	36.094	17.354	36.053	323.3							
5	<b>2'03.953</b>		25.052	41.476	19.242	38.183	319.5							
6	<b>1'53.079</b>		23.540	36.093	<b>17.331</b>	36.115	323.3							
7	2'11.040	P	24.345	36.745	17.540	52.410	315.7							
<b>15th</b>	<b>33</b>	<b>Brad BINDER</b>		KTM		RSA								
		Red Bull KTM Factory Racing												
Run #	1	Front Tyre	Wet-Soft	Rear Tyre	Wet-Soft									
		New Tyre		13 Laps at start										
1	2'28.933		15.199	38.886	18.436	37.244								
2	<b>1'59.333</b>		24.514	37.248	20.919	36.652	321.4							
3	<b>1'54.058</b>		23.773	36.437	17.492	36.356	323.3							
4	<b>1'54.723</b>		23.540	36.488	17.754	36.941	<b>325.3</b>							
5	<b>2'03.965</b>		23.671	37.186	17.875	45.233	324.3							
6	<b>1'54.117</b>		23.657	36.276	17.561	36.623	319.5							
7	2'17.630	P	25.423	37.260	20.720	54.227	324.3							
Run #	2	Front Tyre	Wet-Medium	Rear Tyre	Wet-Medium									
		21 Laps at start		New Tyre										
8	7'32.484		17.248	37.814	18.174	37.114								
9	<b>1'57.581</b>		26.866	36.694	17.578	36.443	325.3							
10	<b>1'52.811</b>		23.191	36.269	<b>17.166</b>	36.185	324.3							
11	<b>1'52.506</b>		<b>22.984</b>	<b>36.028</b>	17.216	36.278	325.3							
12	<b>2'06.142</b>		26.771	39.377	18.196	41.798	322.3							
13	<b>1'52.474</b>		23.142	36.066	17.192	<b>36.074</b>	324.3							
<b>12th</b>	<b>93</b>	<b>Marc MARQUEZ</b>		HONDA		SPA								
		Repsol Honda Team												
Run #	1	Front Tyre	Wet-Medium	Rear Tyre	Wet-Soft									
		6 Laps at start		6 Laps at start										
1	17'19.625		16.240	39.093	18.417	37.387								
2	<b>1'54.165</b>		23.536	36.264	17.819	36.546	<b>320.4</b>							
3	<b>1'53.564</b>		23.602	<b>36.062</b>	17.546	36.354	318.5							
4	2'16.295	P	24.908	39.386	18.996	53.005	318.5							
Run #	2	Front Tyre	Wet-Medium	Rear Tyre	Wet-Medium									
		10 Laps at start		New Tyre										
5	3'24.353		14.556	38.123	18.197	38.437								
6	<b>1'56.717</b>		23.276	36.121	<b>17.100</b>	40.220	313.9							
7	<b>1'52.239</b>		<b>23.166</b>	36.238	17.128	<b>35.707</b>	316.7							
<b>13th</b>	<b>30</b>	<b>Takaaki NAKAGAMI</b>		HONDA		JPN								
		LCR Honda IDEMITSU												
Run #	1	Front Tyre	Wet-Medium	Rear Tyre	Wet-Soft									
		16 Laps at start		8 Laps at start										
1	2'38.860		14.453	38.424	18.124	36.475								
2	<b>1'52.776</b>		23.361	36.249	17.483	<b>35.683</b>	323.3							
3	<b>1'53.463</b>		23.403	36.388	17.611	36.061	<b>328.2</b>							
4	<b>1'52.634</b>		23.213	36.013	17.457	35.951	326.2							
5	<b>1'54.771</b>		23.591	36.783	17.822	36.575	323.3							
6	<b>1'53.165</b>		23.459	<b>35.897</b>	17.570	36.239	317.6							
7	<b>1'53.314</b>		23.441	36.255	17.499	36.119	321.4							
8	2'10.707	P	23.490	36.595	17.528	53.094	320.4							
Run #	2	Front Tyre	Wet-Medium	Rear Tyre	Wet-Soft									
		24 Laps at start		16 Laps at start										
9	5'49.941		16.677	45.972	17.972	36.347								
10	<b>1'52.882</b>		23.349	36.046	17.434	36.053	322.3							
11	<b>1'53.011</b>		<b>23.160</b>	36.233	17.237	36.381	322.3							
12	<b>1'52.315</b>		23.168	36.041	<b>17.145</b>	35.961	323.3							
<b>16th</b>	<b>87</b>	<b>Remy GARDNER</b>		KTM		AUS								
		Tech3 KTM Factory Racing												
Run #	1	Front Tyre	Wet-Medium	Rear Tyre	Wet-Soft									
		13 Laps at start		7 Laps at start										
1	2'26.998		15.703	39.259	18.573	40.338								
2	<b>1'54.404</b>		24.080	36.658	17.666	36.000	317.6							
3	<b>1'53.694</b>		23.834	36.605	17.428	<b>35.827</b>	316.7							
4	<b>2'05.054</b>		24.023	41.840	23.112	36.079	313.9							
5	<b>1'53.850</b>		23.875	36.218	17.455	36.302	<b>320.4</b>							
6	<b>1'53.078</b>		23.649	<b>35.884</b>	17.460	36.085	313.0							
7	<b>2'02.948</b>		24.981	41.517	17.776	38.674	313.0							
8	<b>1'54.475</b>		23.973	36.139	17.601	36.762	314.8							
9	<b>2'04.675</b>		27.719	43.525	17.431	36.000	313.0							
10	<b>1'52.866</b>		23.459	36.071	<b>17.261</b>	36.075	320.4							
11	<b>1'53.214</b>		23.471	36.107	17.334	36.302	318.5							
12	<b>2'42.216</b>		26.892	45.897	23.817	1'05.610	314.8							
13	<b>1'53.726</b>		23.772	36.399	17.377	36.178	315.7							

**Fastest Lap:** Miquel OLIVEIRA Red Bull KTM Factory POR **1'50.750** 22.957 35.463 16.814 35.516

These data/results cannot be reproduced, stored and/or transmitted in whole or in part by any manner of electronic, mechanical, photocopying, recording, broadcasting or otherwise now known or herein after developed without the previous express consent by the copyright owner, except for reproduction in daily press and regular printed publications on sale to the public within 60 days of the event related to those data/results and always provided that copyright symbol appears together as follows below.  
© DORNA, 2022

Official MotoGP Timing by TISSOT  
www.motogp.com

Portimao, Saturday, April 23, 2022

Page 3 of 5





# Free Practice Nr. 4

# MotoGP

Lap	Lap Time	T1	T2	T3	T4	Speed	Lap	Lap Time	T1	T2	T3	T4	Speed
14	1'53.017	23.456	35.929	17.316	36.316	313.9	5	1'53.732	23.624	36.350	17.491	36.267	322.3
15	1'53.110	23.554	36.116	17.338	36.102	313.0	6	2'16.433 P	26.143*	36.570*	19.992	53.728	327.2
<b>17th</b>	<b>41</b>	<b>Aleix ESPARGARO</b>		APRILIA	SPA								
		Aprilia Racing											
<b>Run #</b>	<b>1</b>	<b>Front Tyre</b>	<b>Wet-Medium</b>	<b>Rear Tyre</b>	<b>Wet-Soft</b>								
		10 Laps at start			New Tyre								
1	2'36.704	14.683	38.129	17.957	36.513								
2	1'54.165	23.641	36.483	17.732	36.309	325.3							
3	1'54.681	23.742	36.563	17.735	36.641	325.3							
4	1'53.807	23.544	36.415	17.595	36.253	328.2							
5	2'10.426 P	23.656	36.364	17.644	52.762	325.3							
<b>Run #</b>	<b>2</b>	<b>Front Tyre</b>	<b>Wet-Medium</b>	<b>Rear Tyre</b>	<b>Wet-Soft</b>								
		15 Laps at start			5 Laps at start								
6	5'39.024	18.210	37.754	17.861	36.563								
7	1'57.710	24.025	39.563	17.638	36.484	323.3							
8	1'53.571	23.284	36.203	17.450	36.634	323.3							
9	1'53.005	23.232	36.181	17.351	36.241	323.3							
10	2'00.780	24.530	36.616	17.580	42.054	319.5							
11	1'53.166	23.288	36.222	17.323	36.333	322.3							
12	2'24.678 P	29.895	41.106	18.904	54.773	324.3							
<b>Run #</b>	<b>3</b>	<b>Front Tyre</b>	<b>Wet-Medium</b>	<b>Rear Tyre</b>	<b>Wet-Soft</b>								
		15 Laps at start			15 Laps at start								
13	3'05.873	14.459	37.893	17.905	38.206								
<b>18th</b>	<b>89</b>	<b>Jorge MARTIN</b>		DUCATI	SPA								
		Pramac Racing											
<b>Run #</b>	<b>1</b>	<b>Front Tyre</b>	<b>Wet-Medium</b>	<b>Rear Tyre</b>	<b>Wet-Soft</b>								
		New Tyre			8 Laps at start								
1	2'33.421	14.489	37.607	17.889	36.550								
2	1'53.537	23.943	36.241	17.545	35.808	320.4							
3	1'53.173	23.561	36.300	17.422	35.890	323.3							
4	2'01.987	28.075	40.080	17.661	36.171	328.2							
5	1'54.695 *	24.396*	36.409	17.497	36.393	325.3							
6	1'55.551	23.857	36.247	18.589	36.858	319.5							
7	1'54.183	23.846	36.495	17.559	36.283	322.3							
8	2'14.337 P	25.038	38.090	18.999	52.210	320.4							
<b>Run #</b>	<b>2</b>	<b>Front Tyre</b>	<b>Wet-Medium</b>	<b>Rear Tyre</b>	<b>Wet-Soft</b>								
		8 Laps at start			16 Laps at start								
9	11'18.700	16.441	39.085	17.530	36.521								
10	1'53.595	23.699	36.074	17.445	36.377	321.4							
11	1'53.061	23.606	35.946	17.371	36.138	318.5							
<b>19th</b>	<b>23</b>	<b>Enea BASTIANINI</b>		DUCATI	ITA								
		Gresini Racing MotoGP											
<b>Run #</b>	<b>1</b>	<b>Front Tyre</b>	<b>Wet-Medium</b>	<b>Rear Tyre</b>	<b>Wet-Soft</b>								
		7 Laps at start			7 Laps at start								
1	2'43.237 P	15.633	40.029	18.473	53.747								
<b>Run #</b>	<b>2</b>	<b>Front Tyre</b>	<b>Wet-Medium</b>	<b>Rear Tyre</b>	<b>Wet-Soft</b>								
		8 Laps at start			8 Laps at start								
2	5'54.220 *	15.384	37.728*	18.009	37.715								
3	1'53.798	23.739	36.282	17.542	36.235	321.4							
4	1'54.101	23.836	36.352	17.662	36.251	322.3							
<b>20th</b>	<b>25</b>	<b>Raul FERNANDEZ</b>		KTM	SPA								
		Tech3 KTM Factory Racing											
<b>Run #</b>	<b>3</b>	<b>Front Tyre</b>	<b>Wet-Medium</b>	<b>Rear Tyre</b>	<b>Wet-Soft</b>								
		13 Laps at start			13 Laps at start								
7	9'16.162	14.089	36.816	17.627	37.061								
8	2'08.049	23.749	40.889	18.103	45.308	326.2							
9	1'53.322	23.634	36.003	17.361	36.324	328.2							
10	1'53.451	23.553	36.122	17.390	36.386	328.2							
<b>Run #</b>	<b>1</b>	<b>Front Tyre</b>	<b>Wet-Medium</b>	<b>Rear Tyre</b>	<b>Wet-Soft</b>								
		5 Laps at start			5 Laps at start								
1	2'27.891	15.628	38.998	18.287	37.193								
2	1'54.565	24.235	36.551	17.564	36.215	316.7							
3	2'01.108	23.536	36.392	17.395	43.785	316.7							
4	1'54.181	23.523	36.131	17.519	37.008	317.6							
5	2'04.207	23.929	39.650	17.719	42.909	312.1							
6	1'53.918	23.942	36.199	17.378	36.399	307.6							
7	1'53.982	23.750	36.332	17.490	36.410	313.0							
8	2'17.655 P	28.163	38.461	18.157	52.874	310.3							
<b>Run #</b>	<b>2</b>	<b>Front Tyre</b>	<b>Wet-Medium</b>	<b>Rear Tyre</b>	<b>Wet-Soft</b>								
		13 Laps at start			13 Laps at start								
9	8'34.715	15.522	38.040	17.964	36.726								
10	1'54.241	23.927	36.589	17.496	36.229	313.9							
11	1'53.522	23.578	36.120	17.338	36.486	311.2							
12	2'13.659 P	23.562	38.163	18.315	53.619	312.1							
<b>21st</b>	<b>4</b>	<b>Andrea DOVIZIOSO</b>		YAMAHA	ITA								
		WithU Yamaha RNF MotoGP Team											
<b>Run #</b>	<b>1</b>	<b>Front Tyre</b>	<b>Wet-Medium</b>	<b>Rear Tyre</b>	<b>Wet-Soft</b>								
		3 Laps at start			3 Laps at start								
1	2'26.468	16.311	39.325	18.703	37.761								
2	1'54.574	23.618	36.872	17.740	36.344	314.8							
3	1'58.383	23.902	37.806	17.523	39.152	313.9							
4	1'54.108	23.823	36.412	17.514	36.359	318.5							
5	2'23.072 P	23.664	37.431	24.139	57.838	313.9							
<b>Run #</b>	<b>2</b>	<b>Front Tyre</b>	<b>Wet-Medium</b>	<b>Rear Tyre</b>	<b>Wet-Soft</b>								
		8 Laps at start			8 Laps at start								
6	14'06.122	15.646	38.146	18.060	37.135								
7	1'53.767	23.549	36.417	17.541	36.260	314.8							
8	2'16.479 P	23.634	36.544	18.544	57.757	313.0							
<b>22nd</b>	<b>10</b>	<b>Luca MARINI</b>		DUCATI	ITA								
		Mooney VR46 Racing Team											
<b>Run #</b>	<b>1</b>	<b>Front Tyre</b>	<b>Wet-Medium</b>	<b>Rear Tyre</b>	<b>Wet-Soft</b>								
		New Tyre			New Tyre								
1	2'19.074	14.675	39.330	18.572	37.085								
2	1'54.604	24.223	36.691	17.600	36.090	319.5							
3	1'55.222	23.754	36.816	17.610	37.042	318.5							
4	1'53.921	23.644	36.437	17.535	36.305	319.5							
5	1'54.758	23.756	36.578	17.516	36.908	316.7							
6	1'54.505	23.799	36.486	17.497	36.723	313.9							

**Fastest Lap:** Miquel OLIVEIRA Red Bull KTM Factory POR 1'50.750 22.957 35.463 16.814 35.516

These data/results cannot be reproduced, stored and/or transmitted in whole or in part by any manner of electronic, mechanical, photocopying, recording, broadcasting or otherwise now known or herein after developed without the previous express consent by the copyright owner, except for reproduction in daily press and regular printed publications on sale to the public within 60 days of the event related to those data/results and always provided that copyright symbol appears together as follows below.  
© DORNA, 2022

Official MotoGP Timing by TISSOT  
www.motogp.com

Portimao, Saturday, April 23, 2022

Page 4 of 5



# Free Practice Nr. 4

MotoGP

Lap	Lap Time	T1	T2	T3	T4	Speed	Lap	Lap Time	T1	T2	T3	T4	Speed
7	1'54.401	23.854	36.427	17.439	36.681	313.9	5	1'56.265	24.659	36.964	18.060	36.582	320.4
8	2'00.573	23.825	38.430	19.553	38.765	316.7	6	1'56.546	24.333	36.778	18.010	37.425	317.6
9	1'54.541	23.788	36.504	17.414	36.835	317.6	7	2'16.998 P	24.316	41.018	18.691	52.973	315.7
10	1'55.134	23.571	36.626	17.486	37.451	318.5							
11	2'02.023	25.603	39.218	18.218	38.984	316.7							
12	1'54.498	23.525	36.617	17.583	36.773	317.6							
13	1'54.610	23.662	36.705	17.346	36.897	313.9							
14	2'17.795 P	25.605	38.791	19.167	54.232	317.6							

**23rd 40** **Darryn BINDER** YAMAHA RSA  
WithU Yamaha RNF MotoGP Team

Run #	1	Front Tyre	Wet-Medium	Rear Tyre	Wet-Soft
		4 Laps at start		4 Laps at start	
1	3'24.907	15.642	40.057	18.883	38.204
2	1'58.365	24.466	38.154	18.236	37.509 310.3
3	1'55.664	24.148	36.903	17.786	36.827 310.3
4	1'59.589 *	27.239*	37.557*	17.814	36.979 315.7
5	1'55.049	23.892	36.793	17.693	36.671 313.0
6	1'55.416	23.751	36.878	17.700	37.087 312.1
7	1'56.272	24.130	37.130	17.872	37.140 313.0
8	1'58.118	24.371	37.645	18.086	38.016 311.2
9	1'55.319 *	24.145*	36.537	17.658	36.979 313.0
10	1'55.617	24.005	36.965	17.811	36.836 316.7
11	1'55.766	23.798	37.031	17.706	37.231 315.7
12	1'54.749	23.979	36.461	17.453	36.856 313.0
13	1'54.850	23.853	36.440	17.540	37.017 316.7
14	2'16.842 P	25.413	37.965	18.077	55.387 313.0

**24th 49** **Fabio DI GIANNANTON** DUCATI ITA  
Gresini Racing MotoGP

Run #	1	Front Tyre	Wet-Medium	Rear Tyre	Wet-Soft
		10 Laps at start		10 Laps at start	
1	2'28.137	15.786	38.847	21.862	37.269
2	1'55.667	24.586	36.704	17.887	36.490 324.3
3	1'55.510	23.890	36.905	17.857	36.858 323.3
4	1'55.370	24.091	36.954	17.753	36.572 326.2
5	2'03.526	24.006	36.812	18.380	44.328 322.3
6	1'55.547	24.053	36.671	17.758	37.065 319.5
7	1'54.957	24.032	36.406	17.712	36.807 323.3
8	1'55.868	24.258	36.637	17.877	37.096 320.4
9	2'27.414 P	30.334	42.377	18.406	56.297 318.5

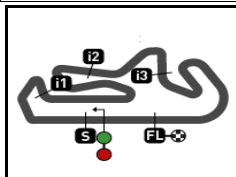
**25th 32** **Lorenzo SAVADORI** APRILIA ITA  
Aprilia Racing

Run #	1	Front Tyre	Wet-Medium	Rear Tyre	Wet-Medium
		New Tyre		New Tyre	
1	2'24.111	14.568	39.529	18.992	40.788
2	2'11.119	30.630	37.403	18.033	45.053 322.3
3	1'55.443	24.123	36.450	17.765	37.105 324.3
unfinished					325.3
Run #	2	Front Tyre	Wet-Medium	Rear Tyre	Wet-Soft
		New Tyre		New Tyre	
4	1'52.078 *	14.824*	41.667	18.355	37.232

**Fastest Lap:** Miquel OLIVEIRA Red Bull KTM Factory POR **1'50.750** 22.957 35.463 16.814 35.516

These data/results cannot be reproduced, stored and/or transmitted in whole or in part by any manner of electronic, mechanical, photocopying, recording, broadcasting or otherwise now known or herein after developed without the previous express consent by the copyright owner, except for reproduction in daily press and regular printed publications on sale to the public within 60 days of the event related to those data/results and always provided that copyright symbol appears together as follows below.  
© DORNA, 2022





4592 m.

# GRANDE PRÉMIO TISSOT DE PORTUGAL

## Free Practice Nr. 4

### Best Partial Times

# MotoGP™

*IT* Ideal Lap Time, sum of the best partial times

*BT* Best Lap Time

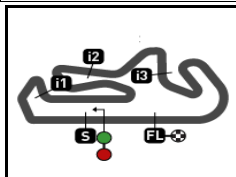
T1			T2			T3			T4				
Pos	Rider	Time	Rider	Time	Rider	Time	Rider	Time	Pos	Rider	IT	BT	
1	P.ESPARGARO	22.921	J.MILLER	35.414	M.OLIVEIRA	16.814	M.BEZZECCHI	35.372	1	M.OLIVEIRA	1'50.750	1'50.750	(1)
2	F.BAGNAIA	22.940	M.OLIVEIRA	35.463	J.MILLER	17.022	M.OLIVEIRA	35.516	2	J.MILLER	1'51.069	1'51.554	(2)
3	M.OLIVEIRA	22.957	P.ESPARGARO	35.665	A.RINS	17.063	F.MORBIDELLI	35.564	3	M.BEZZECCHI	1'51.474	1'51.591	(3)
4	B.BINDER	22.984	J.ZARCO	35.687	M.MARQUEZ	17.100	J.MILLER	35.641	4	P.ESPARGAR	1'51.550	1'51.931	(8)
5	J.MILLER	22.992	F.MORBIDELLI	35.704	F.MORBIDELLI	17.103	A.MARQUEZ	35.676	5	F.QUARTARAR	1'51.638	1'51.807	(5)
6	M.VIÑALES	23.034	J.MIR	35.722	P.ESPARGARO	17.112	T.NAKAGAMI	35.683	6	F.MORBIDELLI	1'51.727	1'51.727	(4)
7	F.QUARTARARO	23.037	F.BAGNAIA	35.744	F.QUARTARARO	17.117	F.QUARTARARO	35.690	7	J.ZARCO	1'51.821	1'52.065	(10)
8	M.BEZZECCHI	23.061	M.VIÑALES	35.752	J.ZARCO	17.121	M.MARQUEZ	35.707	8	F.BAGNAIA	1'51.831	1'51.873	(6)
9	J.ZARCO	23.147	F.QUARTARARO	35.794	J.MIR	17.134	J.MARTIN	35.808	9	T.NAKAGAMI	1'51.885	1'52.315	(13)
10	T.NAKAGAMI	23.160	A.RINS	35.856	T.NAKAGAMI	17.145	R.GARDNER	35.827	10	J.MIR	1'51.914	1'51.914	(7)
11	M.MARQUEZ	23.166	M.BEZZECCHI	35.883	M.BEZZECCHI	17.158	J.MIR	35.832	11	M.VIÑALES	1'51.919	1'52.033	(9)
12	J.MIR	23.226	R.GARDNER	35.884	B.BINDER	17.166	P.ESPARGARO	35.852	12	M.MARQUEZ	1'52.035	1'52.239	(12)
13	A.ESPARGARO	23.232	T.NAKAGAMI	35.897	F.BAGNAIA	17.211	J.ZARCO	35.866	13	A.RINS	1'52.082	1'52.082	(11)
14	A.RINS	23.249	J.MARTIN	35.946	M.VIÑALES	17.252	M.VIÑALES	35.881	14	B.BINDER	1'52.252	1'52.474	(15)
15	A.MARQUEZ	23.300	A.MARQUEZ	35.986	R.GARDNER	17.261	A.RINS	35.914	15	A.MARQUEZ	1'52.293	1'52.364	(14)
16	F.MORBIDELLI	23.356	E.BASTIANINI	36.003	A.ESPARGARO	17.323	F.BAGNAIA	35.936	16	R.GARDNER	1'52.428	1'52.866	(16)
17	R.GARDNER	23.456	B.BINDER	36.028	A.MARQUEZ	17.331	B.BINDER	36.074	17	J.MARTIN	1'52.686	1'53.061	(18)
18	R.FERNANDEZ	23.523	M.MARQUEZ	36.062	R.FERNANDEZ	17.338	L.MARINI	36.090	18	A.ESPARGAR	1'52.977	1'53.005	(17)
19	L.MARINI	23.525	R.FERNANDEZ	36.120	L.MARINI	17.346	R.FERNANDEZ	36.215	19	E.BASTIANINI	1'53.152	1'53.322	(19)
20	A.DOVIZIOSO	23.549	A.ESPARGARO	36.181	E.BASTIANINI	17.361	E.BASTIANINI	36.235	20	R.FERNANDEZ	1'53.196	1'53.522	(20)
21	E.BASTIANINI	23.553	F.DI GIANNANTO	36.406	J.MARTIN	17.371	A.ESPARGARO	36.241	21	L.MARINI	1'53.388	1'53.921	(22)
22	J.MARTIN	23.561	A.DOVIZIOSO	36.412	D.BINDER	17.453	A.DOVIZIOSO	36.260	22	A.DOVIZIOSO	1'53.735	1'53.767	(21)
23	D.BINDER	23.751	L.MARINI	36.427	A.DOVIZIOSO	17.514	F.DI GIANNANTO	36.490	23	D.BINDER	1'54.315	1'54.749	(23)
24	F.DI GIANNANTO	23.890	D.BINDER	36.440	F.DI GIANNANTO	17.712	L.SAVADORI	36.582	24	F.DI GIANNAN	1'54.498	1'54.957	(24)

These data/results cannot be reproduced, stored and/or transmitted in whole or in part by any manner of electronic, mechanical, photocopying, recording, broadcasting or otherwise now known or herein after developed without the previous express consent by the copyright owner, except for reproduction in daily press and regular printed publications on sale to the public within 60 days of the event related to those data/results and always provided that copyright symbol appears together as follows below.  
© DORNA, 2022

Official MotoGP Timing by   
www.motogp.com







# GRANDE PRÉMIO TISSOT DE PORTUGAL

## Free Practice Nr. 4

### Best Partial Times

**MotoGP™**

*IT* Ideal Lap Time, sum of the best partial times

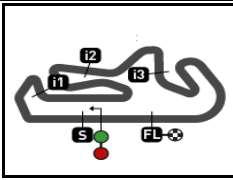
*BT* Best Lap Time

		<b>T1</b>		<b>T2</b>		<b>T3</b>		<b>T4</b>				
<i>Pos</i>	<i>Rider</i>	<i>Time</i>	<i>Rider</i>	<i>Time</i>	<i>Rider</i>	<i>Time</i>	<i>Rider</i>	<i>Time</i>	<i>Pos</i>	<i>Rider</i>	<i>IT</i>	<i>BT</i>
25	L.SAVADORI	24.123	L.SAVADORI	36.450	L.SAVADORI	17.765	D.BINDER	36.671	25	L.SAVADORI	1'54.920	1'55.443 (25)

These data/results cannot be reproduced, stored and/or transmitted in whole or in part by any manner of electronic, mechanical, photocopying, recording, broadcasting or otherwise now known or herein after developed without the previous express consent by the copyright owner, except for reproduction in daily press and regular printed publications on sale to the public within 60 days of the event related to those data/results and always provided that copyright symbol appears together as follows below.  
© DORNA, 2022


Official MotoGP Timing by **TISSOT**  
www.motogp.com





4592 m.

**GRANDE PRÉMIO TISSOT DE PORTUGAL**  
**Free Practice Nr. 4**  
**Fastest Laps Sequence**

<i>Practice Time</i>	 <i>Rider</i>	<i>Nation</i>	<i>Motorcycle</i>	<i>Time</i>	<i>Km/h</i>	<i>Rider's Lap</i>
<b>4'08.559</b>	63 <b>Francesco BAGNAIA</b>	ITA	DUCATI	<b>1'53.274</b>	145.9	2
<b>4'31.636</b>	30 <b>Takaaki NAKAGAMI</b>	JPN	HONDA	<b>1'52.776</b>	146.5	2
<b>5'06.914</b>	43 <b>Jack MILLER</b>	AUS	DUCATI	<b>1'51.897</b>	147.7	2
<b>24'00.602</b>	20 <b>Fabio QUARTARARO</b>	FRA	YAMAHA	<b>1'51.854</b>	147.7	9
<b>27'33.024</b>	43 <b>Jack MILLER</b>	AUS	DUCATI	<b>1'51.554</b>	148.1	9
<b>29'49.283</b>	88 <b>Miguel OLIVEIRA</b>	POR	KTM	<b>1'50.750</b>	149.2	13

These data/results cannot be reproduced, stored and/or transmitted in whole or in part by any manner of electronic, mechanical, photocopying, recording, broadcasting or otherwise now known or herein after developed without the previous express consent by the copyright owner, except for reproduction in daily press and regular printed publications on sale to the public within 60 days of the event related to those data/results and always provided that copyright symbol appears together as follows below.

© DORNA, 2022

