


4423 m.

# GRAN PREMIO RED BULL DE ESPAÑA

## Free Practice Nr. 2

### Classification

6

		Rider	Nation	Team	Motorcycle	Time	Lap Total	Gap	Top Speed
1	28	Izan GUEVARA	SPA	Gaviota GASGAS Aspar Team	GASGAS	<b>1'46.341</b>	9 17		<b>214.7</b>
2	71	Ayumu SASAKI	JPN	Sterilgarda Husqvarna Max	HUSQVARNA	<b>1'46.473</b>	13 13	0.132 0.132	<b>213.8</b>
3	5	Jaume MASIA	SPA	Red Bull KTM Ajo	KTM	<b>1'46.533</b>	13 17	0.192 0.060	<b>214.2</b>
4	99	Carlos TATAY	SPA	CFMOTO Racing PruestelGP	CFMOTO	<b>1'46.667</b>	12 14	0.326 0.134	<b>210.1</b>
5	53	Deniz ÖNCÜ	TUR	Red Bull KTM Tech3	KTM	<b>1'46.738</b>	14 16	0.397 0.071	<b>211.7</b>
6	38	David SALVADOR	SPA	Sterilgarda Husqvarna Max	HUSQVARNA	<b>1'46.879</b>	13 15	0.538 0.141	<b>215.5</b>
7	19	Scott OGDEN	GBR	VisionTrack Racing Team	HONDA	<b>1'46.902</b>	13 15	0.561 0.023	<b>214.2</b>
8	48	Ivan ORTOLÁ	SPA	Angeluss MTA Team	KTM	<b>1'46.984</b>	15 17	0.643 0.082	<b>214.7</b>
9	10	Diogo MOREIRA	BRA	MT Helmets - MSI	KTM	<b>1'47.100</b>	13 15	0.759 0.116	<b>217.7</b>
10	16	Andrea MIGNO	ITA	Rivacold Snipers Team	HONDA	<b>1'47.103</b>	14 16	0.762 0.003	<b>212.5</b>
11	11	Sergio GARCIA	SPA	Gaviota GASGAS Aspar Team	GASGAS	<b>1'47.115</b>	10 13	0.774 0.012	<b>212.1</b>
12	54	Riccardo ROSSI	ITA	SIC58 Squadra Corse	HONDA	<b>1'47.146</b>	15 16	0.805 0.031	<b>216.0</b>
13	7	Dennis FOGGIA	ITA	Leopard Racing	HONDA	<b>1'47.229</b>	16 17	0.888 0.083	<b>214.2</b>
14	24	Tatsuki SUZUKI	JPN	Leopard Racing	HONDA	<b>1'47.339</b>	13 15	0.998 0.110	<b>214.2</b>
15	64	Mario AJI	INA	Honda Team Asia	HONDA	<b>1'47.499</b>	12 16	1.158 0.160	<b>209.7</b>
16	6	Ryusei YAMANAKA	JPN	MT Helmets - MSI	KTM	<b>1'47.523</b>	4 15	1.182 0.024	<b>215.1</b>
17	20	Lorenzo FELLON	FRA	SIC58 Squadra Corse	HONDA	<b>1'47.590</b>	15 17	1.249 0.067	<b>212.5</b>
18	96	Daniel HOLGADO	SPA	Red Bull KTM Ajo	KTM	<b>1'47.702</b>	14 16	1.361 0.112	<b>214.7</b>
19	43	Xavier ARTIGAS	SPA	CFMOTO Racing PruestelGP	CFMOTO	<b>1'47.760</b>	10 16	1.419 0.058	<b>213.0</b>
20	18	Matteo BERTELLE	ITA	QJMotor Avintia Racing Team	KTM	<b>1'47.805</b>	15 18	1.464 0.045	<b>213.8</b>
21	66	Joel KELSO	AUS	CIP Green Power	KTM	<b>1'47.905</b>	11 13	1.564 0.100	<b>212.1</b>
22	82	Stefano NEPA	ITA	Angeluss MTA Team	KTM	<b>1'47.973</b>	17 19	1.632 0.068	<b>212.5</b>
23	27	Kaito TOBA	JPN	CIP Green Power	KTM	<b>1'48.051</b>	16 19	1.710 0.078	<b>208.8</b>
24	87	Gerard RIU MALE	SPA	BOE SKX	KTM	<b>1'48.082</b>	13 14	1.741 0.031	<b>214.2</b>
25	72	Taiyo FURUSATO	JPN	Honda Team Asia	HONDA	<b>1'48.179</b>	12 18	1.838 0.097	<b>212.5</b>
26	63	Syarifuddin AZMAN	MAL	Rivacold Snipers Team	HONDA	<b>1'48.592</b>	13 14	2.251 0.413	<b>212.1</b>
27	23	Elia BARTOLINI	ITA	QJMotor Avintia Racing Team	KTM	<b>1'48.783</b>	12 17	2.442 0.191	<b>213.8</b>
28	31	Adrian FERNANDEZ	SPA	Red Bull KTM Tech3	KTM	<b>1'48.815</b>	15 15	2.474 0.032	<b>214.2</b>
29	22	Ana CARRASCO	SPA	BOE SKX	KTM	<b>1'49.564</b>	8 13	3.223 0.749	<b>210.9</b>
<b>Not Classified</b>									
	70	Joshua WHATLEY	GBR	VisionTrack Racing Team	HONDA				

Practice condition: **Dry**Air: **22°**Humidity: **53%**Ground: **40°**

<b>Fastest Lap:</b>	Lap: 9	<b>Izan GUEVARA</b>	<b>1'46.341</b>	149.7 Km/h
<b>Best Race Lap:</b>	2020	<b>Jaume MASIA</b>	<b>1'46.060</b>	150.1 Km/h
<b>All Time Lap Record:</b>	2021	<b>Andrea MIGNO</b>	<b>1'44.988</b>	151.6 Km/h

The results are provisional until the end of the limit for protest and appeals.

Time limit for protest expires 30' after publication of the results - ..... Time: .....

These data/results cannot be reproduced, stored and/or transmitted in whole or in part by any manner of electronic, mechanical, photocopying, recording, broadcasting or otherwise now known or herein after developed without the previous express consent by the copyright owner, except for reproduction in daily press and regular printed publications on sale to the public within 60 days of the event related to those data/results and always provided that copyright symbol appears together as follows below.

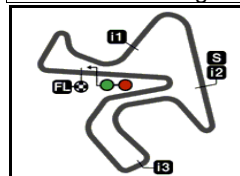
© DORNA, 2022

Official MotoGP Timing by TISSOT  
www.motogp.com

Jerez de la Frontera, Friday, April 29, 2022

moto3™






4423 m.

## GRAN PREMIO RED BULL DE ESPAÑA

## Free Practice Nr. 2

## Combined Free Practice Times

7

	Rider	Nation	Team	MOTORCYCLE	FP1	FP2	Gap
1	28 I.GUEVARA	SPA	Gaviota GASGAS Aspar Team	GASGAS	1'48.652 15	<b>1'46.341</b> 9	
2	71 A.SASAKI	JPN	Sterilgarda Husqvarna Max	HUSQVARNA	1'48.207 13	<b>1'46.473</b> 13	0.132 0.132
3	5 J.MASIA	SPA	Red Bull KTM Ajo	KTM	1'49.103 11	<b>1'46.533</b> 13	0.192 0.060
4	99 C.TATAY	SPA	CFMOTO Racing PruestelGP	CFMOTO	1'48.502 10	<b>1'46.667</b> 12	0.326 0.134
5	53 D.ÖNCÜ	TUR	Red Bull KTM Tech3	KTM	1'47.888 15	<b>1'46.738</b> 14	0.397 0.071
6	38 D.SALVADOR	SPA	Sterilgarda Husqvarna Max	HUSQVARNA	1'50.283 8	<b>1'46.879</b> 13	0.538 0.141
7	19 S.OGDEN	GBR	VisionTrack Racing Team	HONDA	1'49.872 17	<b>1'46.902</b> 13	0.561 0.023
8	48 I.ORTOLÁ	SPA	Angeluss MTA Team	KTM	1'50.744 14	<b>1'46.984</b> 15	0.643 0.082
9	10 D.MOREIRA	BRA	MT Helmets - MSI	KTM	1'49.453 14	<b>1'47.100</b> 13	0.759 0.116
10	16 A.MIGNO	ITA	Rivacold Snipers Team	HONDA	1'49.686 14	<b>1'47.103</b> 14	0.762 0.003
11	11 S.GARCIA	SPA	Gaviota GASGAS Aspar Team	GASGAS	1'48.447 8	<b>1'47.115</b> 10	0.774 0.012
12	54 R.ROSSI	ITA	SIC58 Squadra Corse	HONDA	1'49.967 12	<b>1'47.146</b> 15	0.805 0.031
13	7 D.FOGGIA	ITA	Leopard Racing	HONDA	1'48.717 16	<b>1'47.229</b> 16	0.888 0.083
14	24 T.SUZUKI	JPN	Leopard Racing	HONDA	1'49.296 14	<b>1'47.339</b> 13	0.998 0.110
15	64 M.AJI	INA	Honda Team Asia	HONDA	1'50.707 16	<b>1'47.499</b> 12	1.158 0.160
16	6 R.YAMANAKA	JPN	MT Helmets - MSI	KTM	1'49.744 14	<b>1'47.523</b> 4	1.182 0.024
17	20 L.FELLON	FRA	SIC58 Squadra Corse	HONDA	1'50.277 5	<b>1'47.590</b> 15	1.249 0.067
18	96 D.HOLGADO	SPA	Red Bull KTM Ajo	KTM	1'50.805 13	<b>1'47.702</b> 14	1.361 0.112
19	43 X.ARTIGAS	SPA	CFMOTO Racing PruestelGP	CFMOTO	1'50.319 9	<b>1'47.760</b> 10	1.419 0.058
20	18 M.BERTELLE	ITA	QJMotor Avintia Racing Team	KTM	1'51.126 17	<b>1'47.805</b> 15	1.464 0.045
21	66 J.KELSO	AUS	CIP Green Power	KTM	1'49.680 13	<b>1'47.905</b> 11	1.564 0.100
22	82 S.NEPA	ITA	Angeluss MTA Team	KTM	1'49.814 12	<b>1'47.973</b> 17	1.632 0.068
23	27 K.TOBA	JPN	CIP Green Power	KTM	1'49.158 16	<b>1'48.051</b> 16	1.710 0.078
24	87 G.RIU MALE	SPA	BOE SKX	KTM	1'49.168 15	<b>1'48.082</b> 13	1.741 0.031
25	72 T.FURUSATO	JPN	Honda Team Asia	HONDA	1'51.047 17	<b>1'48.179</b> 12	1.838 0.097
26	63 S.AZMAN	MAL	Rivacold Snipers Team	HONDA	1'50.553 13	<b>1'48.592</b> 13	2.251 0.413
27	23 E.BARTOLINI	ITA	QJMotor Avintia Racing Team	KTM	1'50.984 15	<b>1'48.783</b> 12	2.442 0.191
28	31 A.FERNANDEZ	SPA	Red Bull KTM Tech3	KTM	1'50.712 14	<b>1'48.815</b> 15	2.474 0.032
29	22 A.CARRASCO	SPA	BOE SKX	KTM	1'50.789 14	<b>1'49.564</b> 8	3.223 0.749
	70 J.WHATLEY	GBR	VisionTrack Racing Team	HONDA	<b>1'52.982</b> 6		6.641 3.418

<b>Pole Position Record:</b>	2020	<b>Tatsuki SUZUKI</b>	<b>1'45.410</b>	151.0 Km/h
<b>Best Race Lap:</b>	2020	<b>Jaume MASIA</b>	<b>1'46.060</b>	150.1 Km/h
<b>All Time Lap Record:</b>	2021	<b>Andrea MIGNO</b>	<b>1'44.988</b>	151.6 Km/h

The results are provisional until the end of the limit for protest and appeals.

Time limit for protest expires 60' after publication of the results - ..... Time: .....

These data/results cannot be reproduced, stored and/or transmitted in whole or in part by any manner of electronic, mechanical, photocopying, recording, broadcasting or otherwise now known or herein after developed without the previous express consent by the copyright owner, except for reproduction in daily press and regular printed publications on sale to the public within 60 days of the event related to those data/results and always provided that copyright symbol appears together as follows below.

© DORNA, 2022

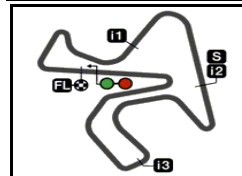
Official MotoGP Timing by TISSOT

www.motogp.com

Jerez de la Frontera, Friday, April 29, 2022







4423 m.

## GRAN PREMIO RED BULL DE ESPAÑA

## Free Practice Nr. 2

## Top Speed &amp; Average

8

Rider	Nation	Motorcycle	Top 5 speeds					Average	Top
10 Diogo MOREIRA	BRA	KTM	217.7	215.1	214.7	213.4	213.0	214.8	217.7
54 Riccardo ROSSI	ITA	HONDA	216.0	212.5	211.7	210.1	210.1	211.8	216.0
38 David SALVADOR	SPA	HUSQVARNA	215.5	211.3	210.5	209.7	209.7	211.3	215.5
6 Ryusei YAMANAKA	JPN	KTM	215.1	213.8	212.5	210.5	210.1	212.4	215.1
28 Izan GUEVARA	SPA	GASGAS	214.7	213.4	213.0	212.5	212.5	213.1	214.7
48 Ivan ORTOLÁ	SPA	KTM	214.7	213.4	212.5	212.1	212.1	213.0	214.7
96 Daniel HOLGADO	SPA	KTM	214.7	213.8	213.0	212.1	212.1	213.1	214.7
5 Jaume MASIA	SPA	KTM	214.2	213.4	213.0	213.0	213.0	213.3	214.2
7 Dennis FOGGIA	ITA	HONDA	214.2	213.8	213.4	213.4	213.0	213.6	214.2
19 Scott OGDEN	GBR	HONDA	214.2	212.1	212.1	211.7	210.5	212.1	214.2
24 Tatsuki SUZUKI	JPN	HONDA	214.2	213.0	212.5	212.1	211.7	212.7	214.2
31 Adrian FERNANDEZ	SPA	KTM	214.2	210.9	209.7	209.7	209.7	210.8	214.2
87 Gerard RIU MALE	SPA	KTM	214.2	213.8	213.0	211.7	211.3	212.6	214.2
18 Matteo BERTELLE	ITA	KTM	213.8	210.5	210.1	208.4	208.4	210.2	213.8
23 Elia BARTOLINI	ITA	KTM	213.8	212.5	212.5	211.3	210.1	212.0	213.8
71 Ayumu SASAKI	JPN	HUSQVARNA	213.8	212.5	212.1	211.7	211.3	212.1	213.8
43 Xavier ARTIGAS	SPA	CFMOTO	213.0	212.5	212.5	211.7	211.3	212.1	213.0
16 Andrea MIGNO	ITA	HONDA	212.5	211.7	211.3	211.3	210.9	211.5	212.5
20 Lorenzo FELLON	FRA	HONDA	212.5	212.5	212.1	211.7	211.3	212.0	212.5
72 Taiyo FURUSATO	JPN	HONDA	212.5	212.5	212.1	211.3	210.9	211.9	212.5
82 Stefano NEPA	ITA	KTM	212.5	210.5	209.7	209.7	209.7	210.4	212.5
11 Sergio GARCIA	SPA	GASGAS	212.1	211.7	211.3	210.9	210.5	211.2	212.1
63 Syarifuddin AZMAN	MAL	HONDA	212.1	211.7	210.1	209.7	209.3	210.4	212.1
66 Joel KELSO	AUS	KTM	212.1	211.7	210.1	209.7	208.8	210.5	212.1
53 Deniz ÖNCÜ	TUR	KTM	211.7	209.7	209.3	208.8	208.0	209.1	211.7
22 Ana CARRASCO	SPA	KTM	210.9	210.9	210.1	210.1	209.7	210.3	210.9
99 Carlos TATAY	SPA	CFMOTO	210.1	210.1	209.7	208.8	208.4	209.4	210.1
64 Mario AJI	INA	HONDA	209.7	208.0	207.2	206.8	206.1	207.3	209.7
27 Kaito TOBA	JPN	KTM	208.8	208.8	208.8	208.4	208.4	208.6	208.8

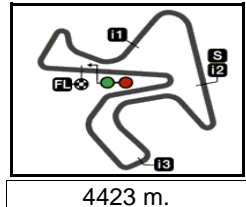
These data/results cannot be reproduced, stored and/or transmitted in whole or in part by any manner of electronic, mechanical, photocopying, recording, broadcasting or otherwise now known or herein after developed without the previous express consent by the copyright owner, except for reproduction in daily press and regular printed publications on sale to the public within 60 days of the event related to those data/results and always provided that copyright symbol appears together as follows below.

© DORNA, 2022

Official MotoGP Timing by TISSOT  
www.motogp.com



Jerez de la Frontera, Friday, April 29, 2022



# GRAN PREMIO RED BULL DE ESPAÑA

## Free Practice Nr. 2

### Chronological Analysis of Performances

9

* Lap / Sector time cancelled		T1 Time from finish line to 1st intermediate		T3 Time from 2nd intermed. to 3rd intermed.									
P Crossing the finish line in pit lane		T2 Time from 1st intermed. to 2nd intermed.		T4 Time from 3rd intermediate to finish line									
Lap	Lap Time	T1	T2	T3	T4	Speed	Lap	Lap Time	T1	T2	T3	T4	Speed
<b>1st</b>	<b>28</b>	<b>Izan GUEVARA</b>		Gaviota GASGAS As SPA			8	1'53.349	30.528	16.800	32.078	33.943	209.3
		Runs=1	Total laps=17	Full laps=11			9	<b>1'48.044</b>	26.388	16.522	31.525	33.609	213.0
1	3'16.719	30.523	16.617	31.808	33.651	211.7	10	<b>1'47.769</b>	26.392	16.471	31.528	33.378	212.5
2	<b>1'47.748</b>	26.344	16.460	31.567	33.377	211.3	11	1'46.589 P	26.921	16.644	35.108	27.916	210.9
3	<b>1'47.288</b>	26.247	16.369	31.366	33.306	211.7	12	1'54.742	30.846	16.827	32.858	34.211	200.0
4	<b>1'47.148</b>	26.239	16.334	31.294	33.281	212.5	13	<b>1'46.533</b>	26.103	16.206	31.096	33.128	214.2
5	<b>1'49.722</b>	26.967	16.371	31.916	34.468	211.7	14	<b>1'52.600</b>	26.218	16.774	36.074	33.534	204.5
6	1'43.699 P	26.451	16.361	32.295	28.592	212.5	15	1'47.195 *	26.189	16.349	31.366	33.291*	213.0
7	1'50.800	29.837	16.463	31.451	33.049	211.7	16	1'51.777 *	26.251	16.491	31.547	37.488*	211.7
8	1'46.611 *	26.267	16.236	31.146*	32.962	213.0	17	<b>1'47.915</b>	26.590	16.396	31.573	33.356	213.0
9	<b>1'46.341</b>	26.071	16.226	31.094	32.950	213.4	<b>4th</b>	<b>99</b>	<b>Carlos TATAY</b>		CFMOTO Racing Pru SPA		
10	1'47.656 *	26.722	16.305	31.397	33.232*	212.5			Runs=2	Total laps=14	Full laps=7		
11	<b>1'46.747</b>	26.147	16.161	31.294	33.145	214.7	1	3'02.114 *	30.056	17.037*	32.411	34.267*	205.3
12	<b>1'47.074</b>	26.207	16.348	31.345	33.174	211.3	2	<b>1'48.184</b>	26.434	16.590	31.609	33.551	206.5
13	<b>1'47.256</b>	26.264	16.400	31.334	33.258	210.9	3	<b>1'47.649</b>	26.390	16.418	31.505	33.336	207.6
14	<b>1'47.156</b>	26.338	16.374	31.246	33.198	210.5	4	<b>1'47.441</b>	26.288	16.409	31.368	33.376	208.0
15	1'47.347 *	26.263	16.404	31.453	33.227*	210.9	5	<b>1'47.164</b>	26.194	16.318	31.327	33.325	210.1
16	<b>1'47.368</b>	26.458	16.322	31.372	33.216	211.7	6	<b>1'50.891</b>	27.424	17.029	32.456	33.982	200.0
17	<b>1'47.763</b>	26.278	16.304	31.349	33.832	212.1	7	1'42.392 P	26.356	16.359	31.770	27.907	208.4
<b>2nd</b>	<b>71</b>	<b>Ayumu SASAKI</b>		Sterilgarda Husqvarna JPN			8	1'53.012	30.174	16.887	32.253	33.698	205.7
		Runs=3	Total laps=14	Full laps=8			9	1'48.167 *	26.55*	16.519	31.696	33.401	206.5
1	3'21.385	29.283	16.544	31.819	33.971	211.3	10	1'44.523 P	26.403	16.492	33.887	27.741	206.5
2	<b>1'47.941</b>	26.391	16.351	31.463	33.736	211.3	11	1'52.218 *	30.603	16.735	31.606	33.274*	205.7
3	<b>1'47.516</b>	26.238	16.305	31.343	33.630	211.7	12	<b>1'46.667</b>	26.130	16.310	31.135	33.092	208.8
4	<b>1'47.210</b>	26.141	16.232	31.273	33.564	212.1	13	<b>1'47.122</b>	26.090	16.248	31.413	33.371	209.7
5	1'46.784 P	26.104	16.252	31.482	32.946	210.5	14	1'47.561 *	26.177	16.307	31.236	33.841*	210.1
6	1'49.589	27.714	16.390	31.470	34.015	212.5	<b>5th</b>	<b>53</b>	<b>Deniz ÖNCÜ</b>		Red Bull KTM Tech3 TUR		
7	<b>1'47.090</b>	26.143	16.330	31.170	33.447	210.9			Runs=2	Total laps=16	Full laps=7		
8	<b>1'47.223</b>	26.180	16.379	31.297	33.367	210.5	1	2'27.910 *	29.510	16.756	32.281*	34.243	204.1
9	1'46.533 P	26.257	16.376	32.130	31.770	209.7	2	1'48.578 *	26.542	16.560	31.703	33.773*	208.0
10	1'49.952	28.472	16.642	31.427	33.411	207.6	3	<b>1'48.410</b>	26.472	16.511	31.750	33.677	206.5
11	<b>1'46.576</b>	25.968	16.274	31.125	33.209	209.3	4	1'48.464 *	26.337	16.436	31.550	34.141*	208.8
12	<b>1'46.707</b>	26.057	16.294	31.054	33.302	210.1	5	<b>1'48.047</b>	26.391	16.465	31.552	33.639	208.0
13	<b>1'46.473</b>	25.916	16.163	31.195	33.199	213.8	6	<b>1'49.641</b>	26.448	16.585	32.527	34.081	204.1
	PIT	31.199	17.032	32.927	31.379	206.8	7	<b>1'48.858</b>	26.502	16.629	31.711	34.016	204.5
<b>3rd</b>	<b>5</b>	<b>Jaume MASIA</b>		Red Bull KTM Ajo SPA			8	1'43.662 P	26.901	16.743	32.250	27.768	206.1
		Runs=2	Total laps=17	Full laps=10			9	1'50.644 *	28.521	16.639	31.942	33.542*	207.6
1	2'46.201 *	29.459	16.619	32.192*	33.929	210.5	10	1'48.657 *	26.501	16.413	32.189	33.554*	209.7
2	<b>1'47.995</b>	26.492	16.473	31.513	33.517	212.1	11	<b>1'47.999</b>	26.439	16.549	31.441	33.570	206.5
3	<b>1'47.565</b>	26.253	16.345	31.419	33.548	212.5	12	1'42.129 P	26.379	16.504	31.535	27.711	207.2
4	<b>1'47.441</b>	26.234	16.429	31.411	33.367	211.7	13	1'57.907 *	35.280	16.604	32.588	33.435*	187.8
5	<b>1'47.365</b>	26.212	16.377	31.461	33.315	213.4	14	<b>1'46.738</b>	26.136	16.172	31.269	33.161	211.7
6	<b>1'47.703</b>	26.245	16.361	31.541	33.556	213.0	15	<b>2'03.172</b>	41.740	16.550	31.437	33.445	208.0
7	1'44.898 P	27.323	17.044	32.598	27.933	203.3	16	1'47.102 *	26.241	16.292	31.197	33.372*	209.3

**Fastest Lap:** Izan GUEVARA Gaviota GASGAS As SPA **1'46.341** 26.071 16.226 31.094 32.950

These data/results cannot be reproduced, stored and/or transmitted in whole or in part by any manner of electronic, mechanical, photocopying, recording, broadcasting or otherwise now known or herein after developed without the previous express consent by the copyright owner, except for reproduction in daily press and regular printed publications on sale to the public within 60 days of the event related to those data/results and always provided that copyright symbol appears together as follows below.  
© DORNA, 2022

## Free Practice Nr. 2

Moto3

Lap	Lap Time	T1	T2	T3	T4	Speed	Lap	Lap Time	T1	T2	T3	T4	Speed	
<b>6th</b>	<b>38</b>	<b>David SALVADOR</b> Steriigarda Husqvarna SPA						<b>9th</b>	<b>10</b>	<b>Diogo MOREIRA</b> MT Helmets - MSI BRA				
		Runs=2	Total laps=15	Full laps=9						Runs=2	Total laps=15	Full laps=6		
1	3'02.828 *	29.606	16.852*	32.127	34.382*	207.2	1	3'28.158	28.262	16.428	31.743	34.045	213.0	
2	<b>1'48.310</b>	26.530	16.550	31.613	33.617	209.3	2	<b>1'48.424</b>	26.586	16.263	31.988	33.587	215.1	
3	<b>1'47.942</b>	26.436	16.479	31.521	33.506	211.3	3	<b>1'47.744</b>	26.348	16.470	31.526	33.400	210.5	
4	<b>1'48.265</b>	26.475	16.499	31.625	33.666	209.3	4	<b>1'48.706</b>	26.429	16.416	32.168	33.693	211.7	
5	1'46.894 P	28.640	16.758	32.288	29.208	202.2	5	1'47.917 *	26.490	16.486	31.576	33.365*	210.9	
6	1'52.146	29.910	16.668	31.748	33.820	209.3	6	1'45.005 P	26.737	16.533	32.019	29.716	210.1	
7	<b>1'56.843</b>	26.503	16.717	35.263	38.360	207.6	7	1'51.190	28.612	16.570	32.277	33.731	211.7	
8	<b>1'52.506</b>	26.582	16.585	35.672	33.667	208.8	8	1'52.204 *	26.524	16.539	31.832	37.309*	214.7	
9	<b>1'48.657</b>	26.631	16.552	31.614	33.860	209.7	9	<b>1'50.948</b>	28.095	16.473	32.087	34.293	212.1	
10	<b>1'48.642</b>	26.581	16.517	31.728	33.816	210.5	10	<b>1'48.595</b>	26.570	16.604	31.887	33.534	213.4	
11	1'45.632 P	26.750	17.430	32.466	28.986	180.9	11	1'42.535 P	26.716	16.735	31.829	27.255	208.0	
12	1'50.960	28.615	16.549	32.249	33.547	207.6	12	1'59.369 *	36.561	16.807	32.659	33.342*	207.2	
13	<b>1'46.879</b>	26.239	<b>16.162</b>	<b>31.223</b>	<b>33.255</b>	<b>215.5</b>	13	<b>1'47.100</b>	<b>26.266</b>	16.323	<b>31.416</b>	<b>33.095</b>	211.3	
14	<b>1'47.809</b>	<b>26.150</b>	16.346	31.571	33.742	209.7	14	1'48.219 *	26.811	16.316	31.683	33.409*	212.5	
15	1'53.619 *	31.87*	16.498	31.580	33.664	208.8	15	1'47.465 *	26.344	<b>16.127</b>	31.510	33.484*	<b>217.7</b>	
<b>7th</b>	<b>19</b>	<b>Scott OGDEN</b> VisionTrack Racing T GBR						<b>10th</b>	<b>16</b>	<b>Andrea MIGNO</b> Rivacold Snipers Tea ITA				
		Runs=2	Total laps=15	Full laps=9						Runs=2	Total laps=16	Full laps=8		
1	2'25.772 *	30.354	16.913	32.539*	34.480	206.1	1	2'44.040 *	29.389	16.865	32.138*	33.995	210.5	
2	<b>1'52.059</b>	27.175	16.731	34.134	34.019	209.3	2	<b>1'48.142</b>	26.644	16.502	31.520	33.476	211.3	
3	<b>1'49.275</b>	26.764	16.670	31.970	33.871	208.8	3	<b>1'47.998</b>	26.302	16.398	31.809	33.489	211.3	
4	<b>1'50.466</b>	26.753	16.959	32.568	34.186	197.8	4	<b>1'47.480</b>	26.387	16.454	31.459	33.180	210.9	
5	<b>1'48.645</b>	26.699	16.574	31.743	33.629	210.1	5	<b>1'47.742</b>	26.289	16.407	31.502	33.544	211.7	
6	<b>1'48.643</b>	26.618	16.469	31.856	33.700	209.7	6	<b>1'47.823</b>	26.406	16.393	31.600	33.424	210.5	
7	<b>1'53.447</b>	26.678	16.673	32.951	37.145	204.5	7	1'48.419 P	26.325	16.675	33.587	31.832	208.0	
8	<b>1'48.385</b>	26.645	16.496	31.664	33.580	210.5	8	1'53.629	30.925	16.783	32.163	33.758	208.0	
9	1'45.738 P	27.45 *	16.634	32.073	29.580	209.3	9	<b>1'48.175</b>	26.555	16.655	31.601	33.364	210.1	
10	1'52.898	29.959	16.554	32.347	34.038	212.1	10	<b>1'48.588</b>	26.944	16.577	31.718	33.349	210.1	
11	1'44.514 P	26.994	16.659	31.866	28.995	207.2	11	1'47.769 *	26.418	16.501	31.600*	33.250	210.5	
12	1'53.025	31.339	16.599	31.749	33.338	209.7	12	1'53.838 P	35.315	16.859	32.600	29.064	205.7	
13	<b>1'46.902</b>	26.252	16.231	31.316	<b>33.103</b>	211.7	13	1'56.008	33.466	17.064	31.923	33.555	205.7	
14	<b>1'47.678</b>	26.243	<b>16.102</b>	31.450	33.883	<b>214.2</b>	14	<b>1'47.103</b>	26.371	16.358	31.281	<b>33.093</b>	208.4	
15	1'47.271 *	<b>26.230</b>	16.292	<b>31.303</b>	33.446*	212.1	15	1'59.376 *	36.18*	17.499	32.336	33.361	210.5	
							16	1'47.279 *	<b>26.219</b>	<b>16.271</b>	<b>31.245</b>	33.544*	<b>212.5</b>	
<b>8th</b>	<b>48</b>	<b>Ivan ORTOLÁ</b> Angeluss MTA Team SPA						<b>11th</b>	<b>11</b>	<b>Sergio GARCIA</b> Gaviota GASGAS As SPA				
		Runs=2	Total laps=17	Full laps=8						Runs=4	Total laps=14	Full laps=5		
1	2'31.415 *	30.017	17.191	33.077*	35.094*	211.7	1	3'26.377	28.476	16.568	31.752	33.526	210.1	
2	1'49.943 *	27.118	16.675	32.079	34.071*	211.7	2	<b>1'47.678</b>	26.409	16.325	31.419	33.525	210.9	
3	<b>1'50.586</b>	27.123	16.808	32.400	34.255	208.8	3	<b>1'47.885</b>	26.452	16.356	31.654	33.423	210.5	
4	<b>1'49.072</b>	26.886	16.490	31.816	33.880	212.1	4	<b>1'47.343</b>	26.289	16.273	31.389	33.392	211.3	
5	<b>1'50.412</b>	26.841	16.580	33.145	33.846	210.9	5	<b>1'47.555</b>	26.266	16.270	31.551	33.468	210.5	
6	1'48.999 *	26.76*	16.382	31.849	34.000	212.1	6	1'45.160 P	26.395	16.357*	32.856	29.552	209.7	
7	<b>1'49.345</b>	26.755	16.547	31.992	34.051	210.5	7	2'02.605	35.397	16.881	32.105	38.222	208.8	
8	1'47.837 P	27.975	17.374	33.704	28.784	198.1	8	2'00.813 P	<b>26.154</b>	<b>16.187</b>	50.486	27.986	<b>212.1</b>	
9	1'59.788	30.009	16.712	34.248	38.819	210.5	9	1'50.833	29.170	16.391	31.647	33.625	210.1	
10	<b>1'49.103</b>	26.742	16.586	31.952	33.823	211.7	10	<b>1'47.115</b>	26.298	16.300	<b>31.230</b>	<b>33.287</b>	211.7	
11	<b>1'50.487</b>	28.015	16.485	32.144	33.843	213.4	11	1'41.119 P	26.258	16.407	31.503	26.951	209.3	
12	<b>1'48.761</b>	26.692	16.468	31.825	33.776	212.5	12	1'51.637	29.932	16.667	31.651	33.387	206.5	
13	1'45.760 P	28.675	16.696	32.167	28.222	209.3	13	1'47.235 *	26.266	16.298	31.300	33.371*	209.7	
14	1'59.478	36.981	16.908	31.985	33.604	209.7		unfinished	26.339	16.279	31.351		210.1	
15	<b>1'46.984</b>	26.356	16.248	<b>31.337</b>	<b>33.043</b>	211.7								
16	1'55.440 *	29.786	17.614	34.574	33.466*	204.9								
17	1'47.460 *	<b>26.279</b>	<b>16.242</b>	31.423	33.516*	<b>214.7</b>								

**Fastest Lap:** Izan GUEVARA Gaviota GASGAS As SPA **1'46.341** 26.071 16.226 31.094 32.950

These data/results cannot be reproduced, stored and/or transmitted in whole or in part by any manner of electronic, mechanical, photocopying, recording, broadcasting or otherwise now known or herein after developed without the previous express consent by the copyright owner, except for reproduction in daily press and regular printed publications on sale to the public within 60 days of the event related to those data/results and always provided that copyright symbol appears together as follows below.  
© DORNA, 2022

## Free Practice Nr. 2

Moto3

Lap	Lap Time	T1	T2	T3	T4	Speed	Lap	Lap Time	T1	T2	T3	T4	Speed	
<b>12th</b>	<b>54</b>	<b>Riccardo ROSSI</b> SIC58 Squadra Corse ITA						<b>15th</b>	<b>64</b>	<b>Mario AJI</b> Honda Team Asia INA				
		Runs=2	Total laps=16		Full laps=5				Runs=1	Total laps=16		Full laps=6		
1	2'53.767 *	28.848	16.795*	32.323	34.236*	208.8	1	2'55.017 *	28.777	16.594*	32.753	34.738*	205.7	
2	1'49.094 *	26.785	16.616*	31.927	33.766	209.7	2	1'50.313 *	26.931	16.637	32.425	34.320*	206.1	
3	<b>1'48.211</b>	26.555	16.468	31.621	33.567	210.1	3	<b>1'48.861</b>	26.700	16.406	31.788	33.967	208.0	
4	1'53.309 *	26.547	16.669*	33.213	36.880	209.3	4	<b>1'49.081</b>	26.562	16.609	31.644	34.266	204.1	
5	<b>1'48.596</b>	26.648	16.464	31.838	33.646	210.1	5	1'48.773 *	26.646	16.622	31.695	33.810*	203.7	
6	<b>1'48.194</b>	26.464	16.329	31.616	33.785	211.7	6	<b>1'49.359</b>	26.524	16.648	31.629	34.558	203.3	
7	1'47.167 P	27.105	17.199	33.991	28.872	195.2	7	<b>1'51.256</b>	26.871	16.764	33.527	34.094	203.0	
8	1'51.832 *	28.957	16.717*	32.118	34.040	208.0	8	1'48.881 *	26.62*	16.517	31.898	33.839	207.2	
9	1'49.161 *	26.659	16.622	32.025	33.855*	208.4	9	1'47.051 P	27.012	17.860	32.679	29.500	203.7	
10	<b>1'48.808</b>	26.618	16.651	31.907	33.632	208.0	10	1'51.990 *	29.554	17.015	31.541	33.880*	206.1	
11	1'48.617 *	26.57*	16.563	31.845	33.637	208.4	11	1'59.363 *	30.04*	17.720	37.565	34.035	198.1	
12	1'46.867 P	27.617	17.252	32.743	29.255	202.6	12	<b>1'47.499</b>	<b>26.253</b>	<b>16.378</b>	<b>31.431</b>	<b>33.437</b>	206.8	
13	2'06.534	37.838	17.158	37.372	34.166	202.6	13	1'48.798 *	26.399	16.506	31.888	34.005*	204.9	
14	1'48.306 *	26.46*	16.393	31.585	33.862	210.1	14	1'51.685 *	26.55*	16.678	34.777	33.674	204.1	
15	<b>1'47.146</b>	26.208	<b>16.204</b>	<b>31.414</b>	<b>33.320</b>	212.5	15	1'48.448 *	26.391	16.549	32.095	33.413*	<b>209.7</b>	
16	1'47.912 *	<b>26.150</b>	16.315	31.569	33.878*	<b>216.0</b>	16	<b>1'48.370</b>	26.513	16.552	31.644	33.661	204.1	
<b>13th</b>	<b>7</b>	<b>Dennis FOGGIA</b> Leopard Racing ITA						<b>16th</b>	<b>6</b>	<b>Ryusei YAMANAKA</b> MT Helmets - MSI JPN				
		Runs=2	Total laps=17		Full laps=9				Runs=2	Total laps=15		Full laps=9		
1	2'38.877 *	29.266	16.676	31.869*	33.961	212.1	1	3'27.770	28.394	16.482	31.898	34.141	210.5	
2	<b>1'48.385</b>	26.623	16.306	31.744	33.712	213.0	2	<b>1'48.924</b>	26.640	16.488	32.020	33.776	209.7	
3	<b>1'47.844</b>	26.403	16.203	31.779	33.459	213.8	3	<b>1'47.896</b>	26.486	16.350	31.669	33.391	212.5	
4	<b>1'47.896</b>	26.457	16.346	31.561	33.532	213.4	4	<b>1'47.523</b>	26.309	16.334	<b>31.458</b>	33.422	213.8	
5	<b>1'47.731</b>	26.435	16.229	31.637	33.430	<b>214.2</b>	5	<b>1'48.426</b>	26.586	16.461	31.891	33.488	208.8	
6	1'47.741 *	26.487	16.318*	31.517	33.419*	211.7	6	1'43.264 P	26.557	16.424	31.802	28.481	208.0	
7	<b>1'47.640</b>	26.367	16.269	31.525	33.479	212.1	7	1'51.012	28.581	16.617	32.043	33.771	208.8	
8	<b>1'47.437</b>	26.408	16.274	31.424	33.331	212.1	8	<b>1'49.510</b>	26.688	16.643	32.060	34.119	210.1	
9	<b>1'47.298</b>	26.342	<b>16.166</b>	31.471	33.319	213.4	9	<b>1'50.984</b>	26.917	16.638	33.735	33.694	207.2	
10	<b>1'47.346</b>	26.329	16.189	31.511	33.317	212.5	10	<b>1'48.559</b>	26.604	16.552	31.731	33.672	207.6	
11	1'50.501 P	26.348	16.256	36.760	31.137	211.3	11	1'42.308 P	26.500	16.607	31.806	27.395	206.8	
12	1'51.467	29.656	16.472	31.648	33.691	209.7	12	1'57.850	34.673	16.818	32.460	33.899	205.3	
13	1'43.095 P	26.610	16.382	31.876	28.227	210.5	13	<b>1'47.980</b>	26.382	16.706	31.589	<b>33.303</b>	209.7	
14	2'00.534	37.572	17.181	32.371	33.410	197.4	14	<b>1'51.192</b>	26.335	16.470	33.051	35.336	207.2	
15	1'47.883 *	26.29*	16.241	<b>31.268</b>	34.078	211.7	15	1'48.039 *	<b>26.304</b>	<b>16.192</b>	31.650	33.893*	<b>215.1</b>	
16	<b>1'47.229</b>	<b>26.254</b>	16.228	31.442	<b>33.305</b>	211.7								
17	1'47.174 *	26.269	16.269	31.382	33.254*	210.5								
<b>14th</b>	<b>24</b>	<b>Tatsuki SUZUKI</b> Leopard Racing JPN						<b>17th</b>	<b>20</b>	<b>Lorenzo FELLON</b> SIC58 Squadra Corse FRA				
		Runs=2	Total laps=15		Full laps=5				Runs=3	Total laps=18		Full laps=10		
1	2'49.796 *	29.333	16.720	32.219*	34.087*	211.3	1	2'35.534 *	29.233	16.791	32.347*	34.355	204.5	
2	<b>1'48.573</b>	26.633	16.436	31.733	33.771	212.5	2	<b>1'48.778</b>	26.735	16.473	31.770	33.800	211.7	
3	1'48.797 *	26.570	16.449	31.867	33.911*	211.7	3	<b>1'49.578</b>	26.564	16.756	32.367	33.891	208.8	
4	1'51.372 P	29.331	18.636	32.706	30.699	206.1	4	1'48.551 *	26.412	16.434	31.773	33.932*	210.9	
5	1'53.350 *	30.726	16.660	32.085	33.879*	209.3	5	<b>1'48.528</b>	26.526	16.353	31.698	33.951	211.3	
6	1'48.267 *	26.636	16.456	31.575	33.600*	210.9	6	<b>1'47.940</b>	26.420	16.336	31.662	33.522	212.1	
7	<b>1'48.149</b>	26.391	16.506	31.554	33.698	210.1	7	1'48.522 *	26.438	16.402*	31.728	33.954	210.5	
8	<b>1'48.368</b>	26.519	16.451	31.618	33.780	210.9	8	1'49.445 P	28.732	16.703	35.702	28.308	208.4	
9	<b>1'49.686</b>	27.395	16.565	31.992	33.734	208.0	9	1'52.715	29.729	16.821	32.229	33.936	208.4	
10	1'48.371 *	26.530	16.514	31.692	33.635*	209.3	10	<b>1'48.382</b>	26.503	16.425	31.811	33.643	<b>212.5</b>	
11	1'48.921 P	27.974	16.978	32.372	31.597	205.7	11	<b>1'49.900</b>	27.510	16.513	32.287	33.590	210.1	
12	1'59.922	37.076	16.826	32.512	33.508	205.7	12	<b>1'48.747</b>	26.536	16.366	31.834	34.011	212.5	
13	<b>1'47.339</b>	26.358	16.329	31.500	<b>33.152</b>	212.1	13	1'52.261 P	33.22*	17.082	34.035	27.919	201.8	
14	1'47.261 *	26.360	<b>16.155</b>	<b>31.441</b>	33.305*	<b>214.2</b>	14	1'53.786	29.760	16.740	32.978	34.308	200.3	
15	1'48.113 *	<b>26.210</b>	16.227	31.496	34.180*	213.0	15	<b>1'47.590</b>	26.302	<b>16.243</b>	31.561	33.484	210.9	
							16	<b>1'47.695</b>	<b>26.236</b>	16.440	<b>31.553</b>	<b>33.466</b>	208.4	

**Fastest Lap:** Izan GUEVARA Gaviota GASGAS As SPA **1'46.341** 26.071 16.226 31.094 32.950

These data/results cannot be reproduced, stored and/or transmitted in whole or in part by any manner of electronic, mechanical, photocopying, recording, broadcasting or otherwise now known or herein after developed without the previous express consent by the copyright owner, except for reproduction in daily press and regular printed publications on sale to the public within 60 days of the event related to those data/results and always provided that copyright symbol appears together as follows below.  
© DORNA, 2022

# Free Practice Nr. 2

# Moto3

Lap	Lap Time	T1	T2	T3	T4	Speed	Lap	Lap Time	T1	T2	T3	T4	Speed	
17	<b>1'56.355</b>	26.873	16.508	36.610	36.364	207.2	13	1'57.557	32.522	18.076	32.702	34.257	192.5	
	unfinished	26.544	16.546	31.603		209.3	14	<b>1'48.499</b>	26.688	16.607	31.693	33.511	205.3	
<b>18th</b>	<b>96</b>	<b>Daniel HOLGADO</b> Red Bull KTM Ajo SPA						<b>15</b>	<b>1'47.805</b>	26.529	16.485	<b>31.479</b>	<b>33.312</b>	204.9
		Runs=2	Total laps=16	Full laps=8			16	<b>1'47.844</b>	<b>26.434</b>	16.470	31.494	33.446	204.5	
1	2'23.451 *	30.620	17.009	32.797*	34.375	208.0	17	<b>1'53.930</b>	28.769	18.018	33.208	33.935	183.3	
2	<b>1'49.916</b>	26.914	16.712	32.228	34.062	210.1	18	<b>1'48.143</b>	26.446	16.434	31.839	33.424	207.2	
3	<b>1'50.093</b>	26.841	16.737	32.230	34.285	209.3	<b>21st</b> <b>66</b> <b>Joel KELSO</b> CIP Green Power AUS							
4	<b>1'49.947</b>	26.753	16.675	32.254	34.265	209.7		Runs=2	Total laps=13	Full laps=6				
5	1'45.847 P	26.760	16.474	32.935	29.678	212.1	1	2'54.850 *	29.264	17.279*	32.644	34.730*	199.2	
6	1'55.107	31.036	17.044	32.976	34.051	202.6	2	1'50.008 *	27.096	16.791	31.989	34.132*	211.7	
7	<b>1'48.376</b>	26.496	16.418	31.811	33.651	212.1	3	<b>1'53.862</b>	26.621	16.617	34.809	35.815	208.4	
8	1'52.121 *	26.442	16.669*	35.339	33.671	206.5	4	<b>1'49.917</b>	27.411	16.502	32.001	34.003	209.7	
9	<b>1'58.826</b>	26.364	16.341	31.665	44.456	213.8	5	1'49.926 *	26.819	16.709*	32.178	34.220*	207.6	
10	1'48.663 P	28.363	16.904	33.182	30.214	208.4	6	1'47.384 P	26.928	16.908	32.949	30.599	202.2	
11	1'53.252	30.568	16.601	32.364	33.719	206.5	7	1'52.740	29.202	16.743	32.035	34.760	208.4	
12	<b>1'48.154</b>	26.291	16.410	31.794	33.659	210.5	8	1'46.897 P	26.873	16.747	33.301	29.976	207.6	
13	<b>1'52.915</b>	<b>26.270</b>	16.584	36.489	33.572	207.6	9	1'58.688 *	30.247	18.170	36.571	33.700*	181.8	
14	<b>1'47.702</b>	26.275	<b>16.257</b>	31.699	<b>33.471</b>	<b>214.7</b>	10	<b>1'48.616</b>	26.737	16.448	31.908	33.523	208.4	
15	1'48.306 *	26.541	16.407	<b>31.589</b>	33.769*	210.9	11	<b>1'47.905</b>	<b>26.367</b>	<b>16.361</b>	<b>31.582</b>	33.595	210.1	
16	1'51.463 *	29.689	16.402	31.837	33.535*	213.0	12	<b>1'51.879</b>	26.404	16.447	31.711	37.317	208.8	
<b>19th</b>	<b>43</b>	<b>Xavier ARTIGAS</b> CFMOTO Racing Pru SPA						13	<b>1'48.025</b>	26.581	16.413	31.645	<b>33.386</b>	<b>212.1</b>
		Runs=3	Total laps=17	Full laps=10			<b>22nd</b> <b>82</b> <b>Stefano NEPA</b> Angeluss MTA Team ITA							
1	2'46.842 *	29.636	16.563	32.637*	33.865	212.5		Runs=1	Total laps=19	Full laps=13				
2	<b>1'48.514</b>	26.439	16.445	31.937	33.693	212.5	1	2'19.951 *	30.518	16.803	31.967	34.063*	207.6	
3	<b>1'48.255</b>	26.437	16.420	31.829	33.569	211.7	2	<b>1'48.851</b>	26.663	16.497	31.859	33.832	209.7	
4	<b>1'48.186</b>	26.371	16.395	31.707	33.713	211.3	3	<b>1'49.796</b>	26.629	16.565	32.527	34.075	208.8	
5	<b>1'48.888</b>	26.468	16.713	31.934	33.773	210.9	4	<b>1'48.782</b>	26.653	16.534	31.875	33.720	209.7	
6	1'44.004 P	26.723	16.650	32.390	28.241	208.4	5	<b>1'48.654</b>	26.595	16.569	31.758	33.732	208.8	
7	1'53.868	30.433	16.721	32.926	33.788	208.0	6	1'51.477 *	26.626	16.591*	31.866	36.394	208.0	
8	1'45.393 P	26.585	16.615	32.955	29.238	210.9	7	<b>1'48.567</b>	26.605	16.507	31.596	33.859	208.4	
9	1'51.640	29.237	16.740	31.837	33.826	208.8	8	<b>1'55.504</b>	28.104	16.876	35.166	35.358	208.0	
10	<b>1'47.760</b>	26.442	16.499	<b>31.450</b>	33.369	209.7	9	1'50.325 *	27.075	17.261	32.049	33.940*	199.2	
11	<b>1'47.766</b>	26.363	16.402	31.550	33.451	210.5	10	<b>1'48.442</b>	26.513	16.510	31.765	33.654	210.5	
12	<b>1'51.447</b>	26.816	16.795	33.838	33.998	201.8	11	1'44.196 P	26.528	16.430	32.422	28.816	<b>212.5</b>	
13	<b>1'47.836</b>	26.298	16.361	31.857	<b>33.320</b>	210.9	12	1'51.813	29.396	16.861	31.882	33.674	208.0	
14	<b>1'47.780</b>	<b>26.236</b>	<b>16.347</b>	31.733	33.464	211.3	13	1'47.781 *	26.317	<b>16.415</b>	31.510	33.539*	209.7	
15	1'54.122 *	26.807	16.680	32.775	37.860*	206.5	14	<b>1'52.592</b>	<b>26.265</b>	16.507	33.896	35.924	208.0	
16	<b>1'47.785</b>	26.417	16.504	31.492	33.372	<b>213.0</b>	15	<b>1'49.385</b>	27.741	16.567	31.493	<b>33.584</b>	208.0	
	PIT	26.770	16.654	33.934	28.750	208.0	16	<b>1'47.988</b>	26.473	16.492	<b>31.360</b>	33.663	207.6	
<b>20th</b>	<b>18</b>	<b>Matteo BERTELLE</b> QJMotor Avintia Racin ITA						17	<b>1'47.973</b>	26.397	16.545	31.434	33.597	208.0
		Runs=2	Total laps=18	Full laps=13			18	<b>1'49.034</b>	26.325	16.913	31.753	34.043	204.1	
1	2'54.140 *	30.038	17.084	32.572*	54.969	205.7	19	<b>1'48.425</b>	26.507	16.527	31.608	33.783	208.8	
2	<b>1'51.807</b>	28.865	16.802	32.164	33.976	208.4	<b>23rd</b> <b>27</b> <b>Kaito TOBA</b> CIP Green Power JPN							
3	<b>1'49.783</b>	26.928	16.615	32.263	33.977	208.0		Runs=1	Total laps=19	Full laps=7				
4	1'48.408 P	28.070	18.320	33.604	28.414	175.8	1	3'47.041	31.552	17.215	33.009	34.746	206.5	
5	1'55.210	30.534	17.220	32.425	35.031	204.1	2	1'50.278 *	26.883	16.691*	32.690	34.014	207.2	
6	<b>1'49.186</b>	26.976	16.589	31.867	33.754	208.4	3	<b>1'48.966</b>	26.711	16.524	31.926	33.805	207.6	
7	<b>1'48.486</b>	26.729	16.535	31.658	33.564	208.0	4	1'49.070 *	26.538	16.552*	32.245	33.735	208.4	
8	<b>1'48.282</b>	26.492	16.452	31.765	33.573	208.0	5	<b>1'48.295</b>	26.571	16.483	31.604	33.637	207.6	
9	<b>1'48.685</b>	26.647	16.404	31.920	33.714	210.1	6	1'48.049 *	26.521	16.394	31.479	33.655*	208.4	
10	<b>1'48.373</b>	26.592	<b>16.324</b>	31.943	33.514	<b>213.8</b>	7	<b>1'48.310</b>	26.473	16.419	31.785	33.633	<b>208.8</b>	
11	<b>1'48.370</b>	26.534	16.409	31.730	33.697	210.5	8	1'48.451 *	26.449	16.486*	31.749	33.767	208.8	
12	1'47.756 P	29.11.*	17.016	32.779	28.849	197.4	9	1'49.514 *	26.445	16.453	32.403	34.213*	208.0	

**Fastest Lap:** Izan GUEVARA Gaviota GASGAS As SPA **1'46.341** 26.071 16.226 31.094 32.950

These data/results cannot be reproduced, stored and/or transmitted in whole or in part by any manner of electronic, mechanical, photocopying, recording, broadcasting or otherwise now known or herein after developed without the previous express consent by the copyright owner, except for reproduction in daily press and regular printed publications on sale to the public within 60 days of the event related to those data/results and always provided that copyright symbol appears together as follows below.  
© DORNA, 2022

# Free Practice Nr. 2

# Moto3

Lap	Lap Time	T1	T2	T3	T4	Speed	Lap	Lap Time	T1	T2	T3	T4	Speed
10	<b>1'48.494</b>	26.499	16.450	31.693	33.852	208.4	6	1'47.748 P	27.500	17.147	32.833	30.268	204.9
11	<b>1'48.069</b>	26.421	16.517	31.585	33.546	207.6	7	1'52.941	30.040	16.700	32.372	33.829	210.1
12	1'48.362 *	26.558	16.608	31.695	33.501*	207.2	8	1'48.993 *	<b>26.715</b>	16.482*	32.034	33.762	209.3
13	1'48.603 *	26.583	16.673*	31.823	<b>33.524</b>	206.8	9	<b>1'50.780</b>	27.057	16.690	32.898	34.135	208.0
14	<b>1'48.588</b>	26.468	16.532	31.544	34.044	207.6	10	1'46.884 P	26.992	16.868*	33.630	29.394	201.4
15	1'48.212 *	26.49 *	16.580	31.574	33.567	207.6	11	1'57.815 *	34.688	17.028	32.303	33.796*	202.6
16	<b>1'48.051</b>	<b>26.410</b>	16.556	31.532	33.553	206.8	12	1'53.246 *	26.62 *	17.030	34.000	35.595	189.8
17	2'09.485 P	26.37* <sup>*</sup>	16.550	31.600	54.962	206.5	13	<b>1'48.592</b>	26.732	16.368	31.909	<b>33.583</b>	209.7
18	1'53.535 *	30.981	16.930	32.040	33.584*	207.6	14	1'48.440 *	26.744	<b>16.244</b>	<b>31.707</b>	33.745*	<b>212.1</b>
19	1'47.409 *	26.417	<b>16.337</b>	<b>31.298</b>	33.357*	208.8							

24th	87	Gerard RIU MALE	BOE SKX	SPA	Runs=2	Total laps=14	Full laps=7
1	2'31.475 *	32.675	17.518	33.202*	34.873	207.6	
2	<b>1'49.949</b>	27.195	16.645	32.144	33.965	<b>214.2</b>	
3	<b>1'49.513</b>	26.870	16.597	31.985	34.061	210.1	
4	<b>1'48.785</b>	26.645	16.531	31.802	33.807	210.1	
5	<b>1'48.496</b>	<b>26.533</b>	16.423	31.761	33.779	211.3	
6	1'49.151 P	26.780	16.883	32.231	33.257	205.7	
7	1'55.615	30.909	17.869	32.730	34.107	192.1	
8	<b>1'48.645</b>	26.640	16.462	31.782	33.761	211.7	
9	<b>1'52.609</b>	26.653	16.584	31.952	37.420	209.7	
10	1'48.757 *	26.711*	16.535	31.715	33.788	211.3	
11	1'44.631 P	26.901	16.821	32.411	28.498	210.9	
12	2'01.079 *	30.482	19.607	37.251	33.739*	123.8	
13	<b>1'48.082</b>	26.553	16.378	31.641	<b>33.510</b>	213.0	
14	1'48.429 *	26.663	<b>16.340</b>	<b>31.627</b>	33.799*	213.8	

25th	72	Taiyo FURUSATO	Honda Team Asia	JPN	Runs=1	Total laps=18	Full laps=12
1	2'29.499 *	30.217	16.929	32.643*	34.424	<b>212.5</b>	
2	<b>1'49.618</b>	27.078	16.653	31.898	33.989	210.9	
3	<b>1'48.748</b>	26.740	16.533	31.697	33.778	211.3	
4	<b>1'48.753</b>	26.455	16.499	31.850	33.949	212.1	
5	<b>1'48.681</b>	26.569	16.519	31.749	33.844	210.1	
6	<b>1'50.969</b>	26.864	16.936	33.352	33.817	201.8	
7	<b>1'50.093</b>	26.566	16.702	32.376	34.449	209.7	
8	1'49.306 *	26.574	<b>16.442</b>	31.786	34.504*	212.5	
9	<b>1'53.945</b>	30.137	16.798	32.655	34.355	210.1	
10	1'49.256 P	29.309	16.875	33.421	29.651	209.7	
11	1'55.311	30.555	16.782	32.682	35.292	209.3	
12	<b>1'48.179</b>	<b>26.408</b>	16.559	31.572	<b>33.640</b>	209.3	
13	<b>1'48.380</b>	26.439	16.655	<b>31.472</b>	33.814	208.4	
14	<b>1'48.539</b>	26.489	16.598	31.638	33.814	208.0	
15	<b>1'49.025</b>	26.503	16.697	31.742	34.083	207.6	
16	<b>1'54.980</b>	28.489	18.184	33.608	34.699	186.2	
17	1'49.653 *	26.583	16.621	31.768	34.681*	208.4	
18	1'48.991 *	26.595	16.644	31.816	33.936*	208.8	

26th	63	Syarifuddin AZMAN	Rivacold Snipers Tea	MAL	Runs=2	Total laps=14	Full laps=5
1	2'48.015 *	29.573	17.041	33.519*	34.756	206.8	
2	<b>1'51.047</b>	26.992	16.692	32.692	34.671	209.3	
3	<b>1'50.419</b>	26.862	16.709	32.495	34.353	208.8	
4	<b>1'55.180</b>	27.054	17.097	34.336	36.693	203.0	
5	1'50.586 *	26.865	16.621*	32.354	34.746	211.7	

27th	23	Elia BARTOLINI	QJMotor Avintia Racin	ITA	Runs=2	Total laps=17	Full laps=6
1	3'29.791	28.367	16.612	32.380	34.408	211.3	
2	<b>1'51.043</b>	26.957	16.745	32.856	34.485	209.3	
3	<b>1'50.433</b>	26.913	16.831	32.318	34.371	209.3	
4	<b>1'50.209</b>	26.846	16.698	32.349	34.316	208.0	
5	1'45.600 P	26.975	16.872	32.826	28.927	206.8	
6	1'53.362	29.416	16.864	32.624	34.458	210.1	
7	<b>1'50.564</b>	26.982	16.773	32.411	34.398	208.4	
8	1'49.939 *	26.811	16.733	32.250	34.145*	208.8	
9	1'49.524 *	26.85*	16.879	32.104	33.690	207.6	
10	1'48.973 *	26.552	16.431	32.052	33.938*	212.5	
11	1'49.722 *	26.829	16.590	32.184	34.119*	209.3	
12	<b>1'48.783</b>	26.612	16.377	32.127	33.667	<b>213.8</b>	
13	1'46.218 P	26.77*	16.828	33.843	28.773	206.8	
14	1'56.019	31.678	17.083	32.489	34.769	203.7	
15	1'49.699 *	26.84*	16.766	32.115	33.976	205.7	
16	<b>1'49.480</b>	26.685	16.793	32.562	<b>33.440</b>	206.1	
17	2'02.895 *	<b>26.295</b>	<b>16.348</b>	<b>31.880</b>	48.372*	212.5	

28th	31	Adrian FERNANDEZ	Red Bull KTM Tech3	SPA	Runs=2	Total laps=15	Full laps=8
1	2'30.443 *	29.988	17.186	32.849*	34.485	203.0	
2	<b>1'54.666</b>	30.163	16.897	32.607	34.999	208.8	
3	<b>1'50.860</b>	27.161	16.732	32.845	34.122	208.8	
4	1'46.674 P	27.151	16.766	33.398	29.359	209.7	
5	1'54.392 *	31.161	16.754	32.325	34.152*	208.8	
6	<b>1'49.320</b>	26.834	16.581	32.085	33.820	209.7	
7	<b>1'49.034</b>	<b>26.649</b>	16.600	31.944	33.841	208.8	
8	<b>1'49.367</b>	26.758	16.703	32.052	33.854	207.6	
9	<b>1'48.872</b>	26.722	16.615	<b>31.813</b>	33.722	208.4	
10	1'45.900 P	26.871	16.724	32.826	29.479	207.6	
11	1'58.034 *	31.316	17.486	35.398	33.834*	200.0	
12	1'51.440 *	26.738	16.585	32.129	35.988*	210.9	
13	<b>1'48.881</b>	26.782	<b>16.491</b>	31.822	33.786	209.7	
14	1'49.207 *	26.711	16.543	32.450	33.503*	209.3	
15	<b>1'48.815</b>	26.913	16.629	31.860	<b>33.413</b>	<b>214.2</b>	

29th	22	Ana CARRASCO	BOE SKX	SPA	Runs=2	Total laps=13	Full laps=5
1	2'31.904 *	31.939	17.049	33.717*	35.772	208.0	
2	1'51.710 *	27.374	16.867	32.754	34.715*	210.1	
3	<b>1'51.362</b>	27.202	16.845	32.699	34.616	208.0	
4	<b>1'50.693</b>	27.153	16.752	32.337	34.451	210.1	
5	1'45.623 P	27.008	16.787	32.254	29.574	208.0	
6	1'55.141	31.025	17.178	32.706	34.232	206.1	

**Fastest Lap:** Izan GUEVARA Gaviota GASGAS As SPA **1'46.341** 26.071 16.226 31.094 32.950

These data/results cannot be reproduced, stored and/or transmitted in whole or in part by any manner of electronic, mechanical, photocopying, recording, broadcasting or otherwise now known or herein after developed without the previous express consent by the copyright owner, except for reproduction in daily press and regular printed publications on sale to the public within 60 days of the event related to those data/results and always provided that copyright symbol appears together as follows below.  
© DORNA, 2022





## Free Practice Nr. 2

Moto3

Lap	Lap Time	T1	T2	T3	T4	Speed	Lap	Lap Time	T1	T2	T3	T4	Speed
7	1'49.967	27.058	16.627	32.334	33.948	210.9							
8	1'49.564	26.944	16.609	32.052	33.959	209.3							
9	1'50.391	27.417	16.693	32.132	34.149	209.7							
10	1'46.387 P	26.911	16.846	33.249	29.381	207.6							
11	1'59.149	30.380	19.162	34.968	34.639	130.2							
12	1'51.340 *	27.916	16.597	32.216	34.611 *	207.2							
13	1'49.966 *	26.791	16.713	32.135	34.327 *	210.9							

**Fastest Lap:** Izan GUEVARA      Gaviota GASGAS As    SPA    **1'46.341**    26.071    16.226    31.094    32.950

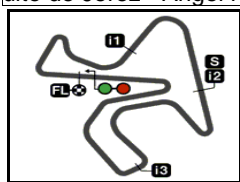
These data/results cannot be reproduced, stored and/or transmitted in whole or in part by any manner of electronic, mechanical, photocopying, recording, broadcasting or otherwise now known or herein after developed without the previous express consent by the copyright owner, except for reproduction in daily press and regular printed publications on sale to the public within 60 days of the event related to those data/results and always provided that copyright symbol appears together as follows below.  
© DORNA, 2022

Official MotoGP Timing by **TISSOT**  
www.motogp.com

Jerez de la Frontera, Friday, April 29, 2022

Page 6 of 6





4423 m.

# GRAN PREMIO RED BULL DE ESPAÑA

## Free Practice Nr. 2

### Best Partial Times

# Moto3™

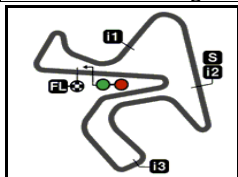
*IT* Ideal Lap Time, sum of the best partial times

*BT* Best Lap Time

T1		T2		T3		T4				IT	BT	
Pos	Rider	Time	Rider	Time	Rider	Time	Rider	Time	Pos	Rider	IT	BT
1	A.SASAKI	25.916	S.OGDEN	16.102	A.SASAKI	31.054	I.GUEVARA	32.950	1	I.GUEVARA	1'46.276	1'46.341 (1)
2	I.GUEVARA	26.071	D.MOREIRA	16.127	I.GUEVARA	31.094	I.ORTOLÁ	33.043	2	A.SASAKI	1'46.332	1'46.473 (2)
3	C.TATAY	26.090	T.SUZUKI	16.155	J.MASIA	31.096	C.TATAY	33.092	3	J.MASIA	1'46.533	1'46.533 (3)
4	J.MASIA	26.103	I.GUEVARA	16.161	C.TATAY	31.135	A.MIGNO	33.093	4	C.TATAY	1'46.565	1'46.667 (4)
5	D.ÖNCÜ	26.136	D.SALVADOR	16.162	D.ÖNCÜ	31.197	D.MOREIRA	33.095	5	D.ÖNCÜ	1'46.666	1'46.738 (5)
6	D.SALVADOR	26.150	A.SASAKI	16.163	D.SALVADOR	31.223	S.OGDEN	33.103	6	S.OGDEN	1'46.738	1'46.902 (7)
7	R.ROSSI	26.150	D.FOGGIA	16.166	S.GARCIA	31.230	J.MASIA	33.128	7	D.SALVADOR	1'46.790	1'46.879 (6)
8	S.GARCIA	26.154	D.ÖNCÜ	16.172	A.MIGNO	31.245	T.SUZUKI	33.152	8	A.MIGNO	1'46.828	1'47.103 (10)
9	T.SUZUKI	26.210	S.GARCIA	16.187	D.FOGGIA	31.268	D.ÖNCÜ	33.161	9	S.GARCIA	1'46.858	1'47.115 (11)
10	A.MIGNO	26.219	R.YAMANAKA	16.192	K.TOBA	31.298	A.SASAKI	33.199	10	I.ORTOLÁ	1'46.901	1'46.984 (8)
11	S.OGDEN	26.230	R.ROSSI	16.204	S.OGDEN	31.303	D.SALVADOR	33.255	11	D.MOREIRA	1'46.904	1'47.100 (9)
12	L.FELLON	26.236	J.MASIA	16.206	I.ORTOLÁ	31.337	S.GARCIA	33.287	12	T.SUZUKI	1'46.958	1'47.339 (14)
13	X.ARTIGAS	26.236	I.ORTOLÁ	16.242	S.NEPA	31.360	R.YAMANAKA	33.303	13	D.FOGGIA	1'46.993	1'47.229 (13)
14	M.AJI	26.253	L.FELLON	16.243	R.ROSSI	31.414	D.FOGGIA	33.305	14	R.ROSSI	1'47.088	1'47.146 (12)
15	D.FOGGIA	26.254	S.AZMAN	16.244	D.MOREIRA	31.416	M.BERTELLE	33.312	15	R.YAMANAKA	1'47.257	1'47.523 (16)
16	S.NEPA	26.265	C.TATAY	16.248	M.AJI	31.431	X.ARTIGAS	33.320	16	X.ARTIGAS	1'47.353	1'47.760 (19)
17	D.MOREIRA	26.266	D.HOLGADO	16.257	T.SUZUKI	31.441	R.ROSSI	33.320	17	L.FELLON	1'47.498	1'47.590 (17)
18	D.HOLGADO	26.270	A.MIGNO	16.271	X.ARTIGAS	31.450	J.KELSO	33.386	18	M.AJI	1'47.499	1'47.499 (15)
19	I.ORTOLÁ	26.279	M.BERTELLE	16.324	R.YAMANAKA	31.458	A.FERNANDEZ	33.413	19	M.BERTELLE	1'47.549	1'47.805 (20)
20	E.BARTOLINI	26.295	K.TOBA	16.337	T.FURUSATO	31.472	M.AJI	33.437	20	K.TOBA	1'47.569	1'48.051 (23)
21	R.YAMANAKA	26.304	G.RIU MALE	16.340	M.BERTELLE	31.479	E.BARTOLINI	33.440	21	D.HOLGADO	1'47.587	1'47.702 (18)
22	J.KELSO	26.367	X.ARTIGAS	16.347	L.FELLON	31.553	L.FELLON	33.466	22	S.NEPA	1'47.624	1'47.973 (22)
23	T.FURUSATO	26.408	E.BARTOLINI	16.348	J.KELSO	31.582	D.HOLGADO	33.471	23	J.KELSO	1'47.696	1'47.905 (21)
24	K.TOBA	26.410	J.KELSO	16.361	D.HOLGADO	31.589	G.RIU MALE	33.510	24	T.FURUSATO	1'47.962	1'48.179 (25)

These data/results cannot be reproduced, stored and/or transmitted in whole or in part by any manner of electronic, mechanical, photocopying, recording, broadcasting or otherwise now known or herein after developed without the previous express consent by the copyright owner, except for reproduction in daily press and regular printed publications on sale to the public within 60 days of the event related to those data/results and always provided that copyright symbol appears together as follows below.  
© DORNA, 2022





4423 m.

**GRAN PREMIO RED BULL DE ESPAÑA**

**Free Practice Nr. 2**

**Best Partial Times**

*IT* Ideal Lap Time, sum of the best partial times

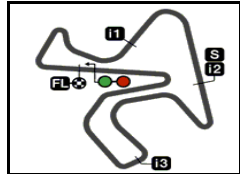
*BT* Best Lap Time

<b>T1</b>			<b>T2</b>			<b>T3</b>			<b>T4</b>				
<i>Pos</i>	<i>Rider</i>	<i>Time</i>	<i>Rider</i>	<i>Time</i>	<i>Rider</i>	<i>Time</i>	<i>Rider</i>	<i>Time</i>	<i>Pos</i>	<i>Rider</i>	<i>IT</i>	<i>BT</i>	
25	M.BERTELLE	26.434	M.AJI	16.378	G.RIU MALE	31.627	K.TOBA	33.524	25	<b>E.BARTOLINI</b>	1'47.963	1'48.783 (27)	
26	<b>G.RIU MALE</b>	<b>26.533</b>	<b>S.NEPA</b>	<b>16.415</b>	<b>S.AZMAN</b>	<b>31.707</b>	<b>S.AZMAN</b>	<b>33.583</b>	26	<b>G.RIU MALE</b>	1'48.010	1'48.082 (24)	
27	A.FERNANDEZ	26.649	T.FURUSATO	16.442	A.FERNANDEZ	31.813	S.NEPA	33.584	27	<b>S.AZMAN</b>	1'48.249	1'48.592 (26)	
28	<b>S.AZMAN</b>	<b>26.715</b>	<b>A.FERNANDEZ</b>	<b>16.491</b>	<b>E.BARTOLINI</b>	<b>31.880</b>	<b>T.FURUSATO</b>	<b>33.640</b>	28	<b>A.FERNANDEZ</b>	1'48.366	1'48.815 (28)	
29	A.CARRASCO	26.791	A.CARRASCO	16.597	A.CARRASCO	32.052	A.CARRASCO	33.948	29	<b>A.CARRASCO</b>	1'49.388	1'49.564 (29)	

These data/results cannot be reproduced, stored and/or transmitted in whole or in part by any manner of electronic, mechanical, photocopying, recording, broadcasting or otherwise now known or herein after developed without the previous express consent by the copyright owner, except for reproduction in daily press and regular printed publications on sale to the public within 60 days of the event related to those data/results and always provided that copyright symbol appears together as follows below.  
© DORNA, 2022

Official MotoGP Timing by **TISSOT**  
www.motogp.com






4423 m.

## GRAN PREMIO RED BULL DE ESPAÑA

### Free Practice Nr. 2

### Fastest Laps Sequence

<i>Practice Time</i>	 <i>Rider</i>	<i>Nation</i>	<i>Motorcycle</i>	<i>Time</i>	<i>Km/h</i>	<i>Rider's Lap</i>
4'08.802	82 Stefano NEPA	ITA	KTM	1'48.851	146.2	2
4'24.312	20 Lorenzo FELLON	FRA	HONDA	1'48.778	146.3	2
4'27.262	7 Dennis FOGGIA	ITA	HONDA	1'48.385	146.9	2
4'32.182	16 Andrea MIGNO	ITA	HONDA	1'48.142	147.2	2
4'34.196	5 Jaume MASIA	SPA	KTM	1'47.995	147.4	2
5'04.467	28 Izan GUEVARA	SPA	GASGAS	1'47.748	147.7	2
5'14.055	11 Sergio GARCIA	SPA	GASGAS	1'47.678	147.8	2
6'21.761	5 Jaume MASIA	SPA	KTM	1'47.565	148.0	3
6'51.755	28 Izan GUEVARA	SPA	GASGAS	1'47.288	148.4	3
8'38.903	28 Izan GUEVARA	SPA	GASGAS	1'47.148	148.6	4
22'27.512	71 Ayumu SASAKI	JPN	HUSQVARNA	1'47.090	148.6	7
26'23.013	28 Izan GUEVARA	SPA	GASGAS	1'46.341	149.7	9

These data/results cannot be reproduced, stored and/or transmitted in whole or in part by any manner of electronic, mechanical, photocopying, recording, broadcasting or otherwise now known or herein after developed without the previous express consent by the copyright owner, except for reproduction in daily press and regular printed publications on sale to the public within 60 days of the event related to those data/results and always provided that copyright symbol appears together as follows below.

© DORNA, 2022

Official MotoGP Timing by TISSOT  
www.motogp.com

Jerez de la Frontera, Friday, April 29, 2022

