

4423 m.

GRAN PREMIO RED BULL DE ESPAÑA

Free Practice Nr. 1

Classification

3

		Rider	Nation	Team	Motorcycle	Time	Lap	Total	Gap	Top Speed
1	36	Joan MIR	SPA	Team SUZUKI ECSTAR	SUZUKI	1'38.194	17	18		291.8
2	42	Alex RINS	SPA	Team SUZUKI ECSTAR	SUZUKI	1'38.219	21	21	0.025 0.025	294.2
3	73	Alex MARQUEZ	SPA	LCR Honda CASTROL	HONDA	1'38.368	20	21	0.174 0.149	294.2
4	41	Aleix ESPARGARO	SPA	Aprilia Racing	APRILIA	1'38.426	18	21	0.232 0.058	292.6
5	20	Fabio QUARTARARO	FRA	Monster Energy Yamaha MotoGP	YAMAHA	1'38.439	14	19	0.245 0.013	291.8
6	30	Takaaki NAKAGAMI	JPN	LCR Honda IDEMITSU	HONDA	1'38.458	14	20	0.264 0.019	292.6
7	33	Brad BINDER	RSA	Red Bull KTM Factory Racing	KTM	1'38.502	19	19	0.308 0.044	291.8
8	44	Po Espargaro	SPA	Repsol Honda Team	HONDA	1'38.521	12	20	0.327 0.019	295.0
9	12	Maverick VIÑALES	SPA	Aprilia Racing	APRILIA	1'38.627	17	20	0.433 0.106	294.2
10	43	Jack MILLER	AUS	Ducati Lenovo Team	DUCATI	1'38.754	20	21	0.560 0.127	294.2
11	93	Marc MARQUEZ	SPA	Repsol Honda Team	HONDA	1'38.806	12	20	0.612 0.052	294.2
12	23	Enea BASTIANINI	ITA	Gresini Racing MotoGP	DUCATI	1'38.866	18	18	0.672 0.060	294.2
13	63	Francesco BAGNAIA	ITA	Ducati Lenovo Team	DUCATI	1'38.898	17	19	0.704 0.032	294.2
14	89	Jorge MARTIN	SPA	Pramac Racing	DUCATI	1'38.907	11	19	0.713 0.009	291.8
15	21	Franco MORBIDELLI	ITA	Monster Energy Yamaha MotoGP	YAMAHA	1'38.979	14	20	0.785 0.072	288.7
16	88	Miguel OLIVEIRA	POR	Red Bull KTM Factory Racing	KTM	1'38.991	20	20	0.797 0.012	291.1
17	5	Johann ZARCO	FRA	Pramac Racing	DUCATI	1'39.033	20	20	0.839 0.042	293.4
18	72	Marco BEZZECCHI	ITA	Mooney VR46 Racing Team	DUCATI	1'39.122	22	22	0.928 0.089	294.2
19	4	Andrea DOVIZIOSO	ITA	WithU Yamaha RNF MotoGP Tea	YAMAHA	1'39.182	16	20	0.988 0.060	288.7
20	6	Stefan BRADL	GER	Team HRC	HONDA	1'39.322	18	20	1.128 0.140	294.2
21	87	Remy GARDNER	AUS	Tech3 KTM Factory Racing	KTM	1'39.700	18	20	1.506 0.378	289.5
22	10	Luca MARINI	ITA	Mooney VR46 Racing Team	DUCATI	1'39.749	17	19	1.555 0.049	290.3
23	32	Lorenzo SAVADORI	ITA	Aprilia Racing	APRILIA	1'40.035	14	17	1.841 0.286	291.8
24	49	Fabio DI GIANNANTONIO	ITA	Gresini Racing MotoGP	DUCATI	1'40.065	13	19	1.871 0.030	291.1
25	40	Darryn BINDER	RSA	WithU Yamaha RNF MotoGP Tea	YAMAHA	1'41.352	14	18	3.158 1.287	288.7

Practice condition: **Dry**Air: **16°**Humidity: **75%**Ground: **21°**

Fastest Lap:	Lap: 17	Joan MIR	1'38.194	162.1 Km/h
Best Race Lap:	2021	Fabio QUARTARARO	1'37.770	162.8 Km/h
All Time Lap Record:	2020	Maverick VIÑALES	1'36.584	164.8 Km/h

The results are provisional until the end of the limit for protest and appeals.

Time limit for protest expires 30' after publication of the results - Time:

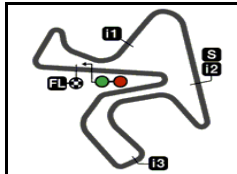
These data/results cannot be reproduced, stored and/or transmitted in whole or in part by any manner of electronic, mechanical, photocopying, recording, broadcasting or otherwise now known or herein after developed without the previous express consent by the copyright owner, except for reproduction in daily press and regular printed publications on sale to the public within 60 days of the event related to those data/results and always provided that copyright symbol appears together as follows below.

© DORNA, 2022

Official MotoGP Timing by TISSOT
www.motogp.com

Jerez de la Frontera, Friday, April 29, 2022





4423 m.

GRAN PREMIO RED BULL DE ESPAÑA

Free Practice Nr. 1

Top Speed & Average

4



Rider	Nation	Motorcycle	Top 5 speeds					Average	Top
44 Po ESPARGARO	SPA	HONDA	295.0	295.0	293.4	293.4	293.4	293.8	295.0
6 Stefan BRADL	GER	HONDA	294.2	293.4	293.4	293.4	293.4	293.6	294.2
12 Maverick VIÑALES	SPA	APRILIA	294.2	293.4	292.6	292.6	292.6	293.1	294.2
23 Enea BASTIANINI	ITA	DUCATI	294.2	294.2	293.4	292.6	292.6	293.4	294.2
42 Alex RINS	SPA	SUZUKI	294.2	293.4	293.4	292.6	292.6	293.1	294.2
43 Jack MILLER	AUS	DUCATI	294.2	294.2	294.2	293.4	293.4	293.9	294.2
63 Francesco BAGNAIA	ITA	DUCATI	294.2	291.8	291.8	291.8	291.8	292.3	294.2
72 Marco BEZZECCHI	ITA	DUCATI	294.2	293.4	293.4	293.4	292.6	293.2	294.2
73 Alex MARQUEZ	SPA	HONDA	294.2	293.4	293.4	292.6	292.6	293.0	294.2
93 Marc MARQUEZ	SPA	HONDA	294.2	292.6	292.6	291.8	291.8	292.4	294.2
5 Johann ZARCO	FRA	DUCATI	293.4	293.4	292.6	292.6	291.8	292.4	293.4
30 Takaaki NAKAGAMI	JPN	HONDA	292.6	291.8	291.1	291.1	291.1	291.4	292.6
41 Aleix ESPARGARO	SPA	APRILIA	292.6	291.8	291.8	291.1	291.1	291.6	292.6
20 Fabio QUARTARARO	FRA	YAMAHA	291.8	291.1	291.1	291.1	291.1	291.2	291.8
32 Lorenzo SAVADORI	ITA	APRILIA	291.8	288.7	288.7	288.7	288.0	289.2	291.8
33 Brad BINDER	RSA	KTM	291.8	291.8	291.1	291.1	290.3	291.1	291.8
36 Joan MIR	SPA	SUZUKI	291.8	291.1	291.1	291.1	290.3	290.9	291.8
89 Jorge MARTIN	SPA	DUCATI	291.8	291.1	291.1	291.1	291.1	291.2	291.8
49 Fabio DI GIANNANTONIO	ITA	DUCATI	291.1	290.3	289.5	289.5	289.5	290.0	291.1
88 Miguel OLIVEIRA	POR	KTM	291.1	291.1	289.5	289.5	288.0	289.3	291.1
10 Luca MARINI	ITA	DUCATI	290.3	289.5	289.5	288.7	288.7	289.3	290.3
87 Remy GARDNER	AUS	KTM	289.5	289.5	289.5	288.0	288.0	288.9	289.5
4 Andrea DOVIZIOSO	ITA	YAMAHA	288.7	288.0	288.0	288.0	288.0	288.1	288.7
21 Franco MORBIDELLI	ITA	YAMAHA	288.7	288.0	288.0	287.2	287.2	287.8	288.7
40 Darryn BINDER	RSA	YAMAHA	288.7	288.0	288.0	288.0	287.2	288.0	288.7

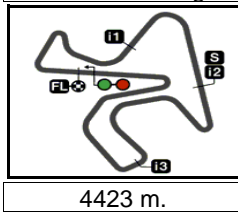
These data/results cannot be reproduced, stored and/or transmitted in whole or in part by any manner of electronic, mechanical, photocopying, recording, broadcasting or otherwise now known or herein after developed without the previous express consent by the copyright owner, except for reproduction in daily press and regular printed publications on sale to the public within 60 days of the event related to those data/results and always provided that copyright symbol appears together as follows below.

© DORNA, 2022

Official MotoGP Timing by TISSOT
www.motogp.com



Jerez de la Frontera, Friday, April 29, 2022



GRAN PREMIO RED BULL DE ESPAÑA

Free Practice Nr. 1

Chronological Analysis of Performances

5

* Lap / Sector time cancelled **T1** Time from finish line to 1st intermed. **T3** Time from 2nd intermed. to 3rd intermed.
P Crossing the finish line in pit lane **T2** Time from 1st intermed. to 2nd intermed. **T4** Time from 3rd intermed. to finish line
****** Tyre data subject to further updates

Lap	Lap Time	T1	T2	T3	T4	Speed	Lap	Lap Time	T1	T2	T3	T4	Speed	
1st	36	Joan MIR		SUZUKI		SPA	9	1'48.251	30.420	15.970	30.771	31.090	284.9	
		Team SUZUKI ECSTAR					10	1'42.199	26.968	14.534	30.059	30.638	291.1	
		Runs=3 Total laps=18 Full laps=11					11	1'39.616 *	25.110*	14.457	29.736	30.313	290.3	
Run #	1	Front Tyre	Slick-Medium	Rear Tyre	Slick-Medium		12	1'39.383	25.011	14.508	29.589	30.275	291.1	
		New Tyre		New Tyre			13	1'39.604	24.829	14.451	29.795	30.529	289.5	
1	3'10.174	33.375	15.828	33.492	32.187	260.8	14	1'38.895 P	26.391	14.873	30.514	27.117	287.2	
2	1'40.288 P	26.021	14.901	31.177	28.189	288.7	Run # 3	Front Tyre		Slick-Medium	Rear Tyre	Slick-Medium		
		New Tyre		New Tyre					New Tyre		New Tyre			
Run #	2	Front Tyre	Slick-Medium	Rear Tyre	Slick-Medium		15	1'45.726	29.869	14.847	30.538	30.472	291.8	
		2 Laps at start		2 Laps at start			16	1'39.547	24.662	14.271	29.716	30.898	294.2	
3	1'50.669	34.630	14.830	30.408	30.801	287.2	17	1'38.538	24.597	14.290	29.547	30.104	292.6	
4	1'41.462	25.588	14.567	30.780	30.527	290.3	18	1'38.717	24.611	14.293	29.652	30.161	292.6	
5	1'40.101	25.099	14.548	30.042	30.412	289.5	19	1'43.015	28.129	14.448	30.110	30.328	292.6	
6	1'39.501	24.908	14.590	29.741	30.262	286.4	20	1'38.751	24.623	14.535	29.565	30.028	291.8	
7	1'38.977	24.767	14.437	29.512	30.261	290.3	21	1'38.219	24.525	14.271	29.494	29.929	293.4	
8	1'42.438 P	28.711	14.878	31.163	27.686	285.7	3rd 73 Alex MARQUEZ						HONDA	SPA
		8 Laps at start		8 Laps at start					LCR Honda CASTROL		Runs=2 Total laps=21 Full laps=15			
Run #	3	Front Tyre	Slick-Medium	Rear Tyre	Slick-Medium		Run # 1	Front Tyre		Slick-Medium	Rear Tyre	Slick-Hard		
		14 Laps at start		14 Laps at start					New Tyre		New Tyre			
9	1'46.817	30.548	14.658	30.979	30.632	288.0	1	2'41.127	35.236	15.959	33.231	32.695	266.6	
10	1'39.485	24.849	14.480	29.785	30.371	288.7	2	1'44.386	26.832	15.141	31.432	30.981	286.4	
11	1'38.668	24.622	14.360	29.531	30.155	289.5	3	1'41.553	25.530	14.806	30.488	30.729	291.1	
12	1'38.773	24.540	14.322	29.459	30.452	291.1	4	1'41.040	25.506	14.668	30.292	30.574	292.6	
13	1'38.422	24.586	14.321	29.383	30.132	291.1	5	1'41.189	25.219	14.600	30.523	30.847	291.8	
14	1'41.857 P	27.769	14.987	31.166	27.935	281.9	6	1'40.109	25.132	14.633	30.009	30.335	292.6	
		14 Laps at start		14 Laps at start			7	1'39.447 P	25.078	15.653	31.611	27.105	213.4	
Run #	4	Front Tyre	Slick-Medium	Rear Tyre	Slick-Medium		Run # 2	Front Tyre		Slick-Medium	Rear Tyre	Slick-Hard		
		7 Laps at start		7 Laps at start					New Tyre		New Tyre			
15	1'45.327	30.120	14.677	30.110	30.420	291.1	8	1'49.475	31.857	15.290	31.325	31.003	287.2	
16	1'38.767	24.702	14.371	29.475	30.219	291.8	9	1'41.120	25.579	14.750	30.164	30.627	291.1	
17	1'38.194	24.384	14.389	29.303	30.118	290.3	10	1'39.915	25.014	14.539	29.831	30.531	291.1	
18	1'39.343	24.507	14.322	29.347	31.167	289.5	11	1'39.479	24.883	14.556	29.838	30.202	290.3	
2nd 42 Alex RINS							12	1'41.124	25.284	14.600	30.716	30.524	291.8	
		Team SUZUKI ECSTAR		SUZUKI		SPA	13	1'40.257	25.410	14.569	29.796	30.482	292.6	
		Runs=2 Total laps=21 Full laps=14					14	1'39.572	24.897	14.567	29.843	30.265	288.7	
Run #	1	Front Tyre	Slick-Soft	Rear Tyre	Slick-Hard		15	1'38.777 P	25.638	14.991	31.903	26.245	277.6	
		New Tyre		New Tyre			Run # 3	Front Tyre		Slick-Medium	Rear Tyre	Slick-Medium		
1	3'20.869	33.804	15.932	32.232	32.888	280.5			New Tyre		New Tyre			
2	1'42.781	25.945	14.777	30.899	31.160	288.7	16	1'47.896	31.160	14.749	30.820	31.167	293.4	
3	1'41.732	25.664	14.598	30.379	31.091	291.1	17	1'41.150	25.091	14.545	30.479	31.035	290.3	
4	1'40.569	25.352	14.552	30.034	30.631	291.1	18	1'38.534	24.608	14.293	29.533	30.100	294.2	
5	1'41.199 *	25.224	14.671*	30.258	31.046	291.8	19	1'38.894 *	24.605	14.467*	29.795	30.027	293.4	
6	1'41.872	25.152	14.509	30.480	31.731	293.4	20	1'38.368	24.555	14.386	29.469	29.958	292.6	
7	1'39.819	25.106	14.494	29.769	30.450	288.7	Fastest Lap: Joan MIR Team SUZUKI ECST SPA 1'38.194 24.384 14.389 29.303 30.118							
8	1'43.193 P	29.168	15.039	31.365	27.621	274.1								
Run #	2	Front Tyre	Slick-Soft	Rear Tyre	Slick-Hard									
		8 Laps at start		8 Laps at start										

These data/results cannot be reproduced, stored and/or transmitted in whole or in part by any manner of electronic, mechanical, photocopying, recording, broadcasting or otherwise now known or herein after developed without the previous express consent by the copyright owner, except for reproduction in daily press and regular printed publications on sale to the public within 60 days of the event related to those data/results and always provided that copyright symbol appears together as follows below.
 © DORNA, 2022



Free Practice Nr. 1

MotoGP

Lap	Lap Time	T1	T2	T3	T4	Speed	Lap	Lap Time	T1	T2	T3	T4	Speed
21	1'40.120	24.670	14.433	29.849	31.168	292.6	17	2'17.164	24.491	43.646	38.008	31.019	121.2
4th	41	Alex ESPARGARO		APRILIA	SPA		18	1'40.996	25.274	14.523	30.634	30.565	288.0
		Aprilia Racing					19	1'38.835	24.509	14.371	29.870	30.085	290.3
		Runs=2	Total laps=21	Full laps=16			6th	30	Takaaki NAKAGAMI		HONDA	JPN	
									LCR Honda IDEMITSU				
		Runs=2	Total laps=20	Full laps=16									
Run #	1	Front Tyre	Slick-Medium	Rear Tyre	Slick-Medium		Run #	1	Front Tyre	Slick-Medium	Rear Tyre	Slick-Medium	
			New Tyre		New Tyre					New Tyre		New Tyre	
1	2'40.805	32.879	15.895	33.033	32.983	270.6	1	2'18.367	33.607	15.746	32.669	32.234	264.0
2	1'45.757	27.348	15.052	31.912	31.445	288.0	2	1'45.144	27.040	14.780	31.677	31.647	287.2
3	1'42.170	25.919	14.587	30.736	30.928	290.3	3	1'42.352	26.261	14.650	30.699	30.742	289.5
4	1'41.210	25.734	14.478	30.382	30.616	290.3	4	1'40.671	25.461	14.503	30.295	30.412	291.8
5	1'39.870	25.260	14.367	29.878	30.365	290.3	5	1'41.228	25.707	14.330	30.735	30.456	291.1
6	1'41.329	25.116	14.335	30.121	31.757	291.1	6	1'39.907	25.019	14.323	29.930	30.635	289.5
7	1'40.013	25.073	14.550	29.914	30.476	291.8	7	1'40.057	25.684	14.379	29.721	30.273	289.5
8	1'39.542	24.995	14.348	29.877	30.322	290.3	8	1'39.248	24.850	14.301	29.987	30.110	290.3
9	1'38.972	24.772	14.300	29.740	30.160	292.6	9	1'41.159 P	26.384	15.280	31.059	28.436	276.2
10	1'42.524 P	26.738	15.560	31.904	28.322	260.2							
Run #	2	Front Tyre	Slick-Medium	Rear Tyre	Slick-Medium		Run #	2	Front Tyre	Slick-Medium	Rear Tyre	Slick-Medium	
			10 Laps at start		10 Laps at start					9 Laps at start		9 Laps at start	
11	1'47.827	30.090	14.774	31.618	31.345	286.4	10	1'57.198 P	34.618	16.081	32.805	33.694	264.0
12	1'40.688	25.144	14.517	30.466	30.561	289.5							
13	1'39.408	24.969	14.384	29.771	30.284	290.3	Run #	3	Front Tyre	Slick-Medium	Rear Tyre	Slick-Medium	
14	1'39.182	24.659	14.389	29.848	30.286	291.1				10 Laps at start		10 Laps at start	
15	1'38.638	24.705	14.344	29.634	29.955	291.1	11	1'46.219	28.962	15.232	31.080	30.945	281.9
16	1'44.991	28.509	15.241	30.849	30.392	271.3	12	1'40.883	25.093	14.425	30.035	31.330	289.5
17	1'38.670	24.654	14.389	29.624	30.003	288.7	13	1'40.514	25.472	14.420	30.405	30.217	290.3
18	1'38.426	24.505	14.348	29.533	30.040	290.3	14	1'38.458	24.569	14.274	29.620	29.995	291.1
19	1'38.715	24.599	14.336	29.557	30.223	291.8	15	1'38.819	24.448	14.292	29.490	30.589	290.3
20	1'43.461 P	28.639	15.466	32.275	27.081	274.1	16	1'42.809	25.985	14.756	31.104	30.964	283.4
Run #	3	Front Tyre	Slick-Medium	Rear Tyre	Slick-Medium		17	1'44.588	25.031	14.434	30.117	35.006	291.1
			20 Laps at start		20 Laps at start		18	1'39.404	25.115	14.389	29.751	30.149	291.1
21	1'52.878	33.195	15.283	31.671	32.729	280.5	19	1'38.753	24.446	14.244	29.822	30.241	292.6
							20	1'39.992	25.420	14.593	29.970	30.009	291.1
5th	20	Fabio QUARTARARO		YAMAHA	FRA		7th	33	Brad BINDER		KTM	RSA	
		Monster Energy Yamaha MotoGP							Red Bull KTM Factory Racing				
		Runs=1	Total laps=19	Full laps=16					Runs=2	Total laps=19	Full laps=14		
Run #	1	Front Tyre	Slick-Medium	Rear Tyre	Slick-Medium		Run #	1	Front Tyre	Slick-Soft	Rear Tyre	Slick-Hard	
			New Tyre		New Tyre					New Tyre		New Tyre	
1	2'52.836	32.298	15.778	32.162	32.243	284.2	1	2'15.640	34.442	16.297	33.199	33.392	278.3
2	1'41.849	25.748	14.582	30.807	30.712	288.7	2	1'45.808	26.895	15.089	31.280	32.544	288.0
3	1'40.013	25.062	14.495	30.119	30.337	288.7	3	1'43.153	26.095	14.757	30.873	31.428	291.8
4	1'39.439	25.043	14.344	29.774	30.278	291.1	4	1'41.542	25.440	14.630	30.501	30.971	291.8
5	1'39.226	24.755	14.359	29.849	30.263	290.3	5	1'45.872	25.530	14.640	34.903	30.799	290.3
6	1'41.524	24.699	14.372	30.048	32.405	291.1	6	1'51.727	33.697	14.888	32.129	31.013	282.7
7	1'38.780	24.653	14.336	29.613	30.178	291.1	7	1'40.117	25.162	14.483	29.877	30.595	291.1
8	2'04.271 P	24.601	14.291	29.624	55.755	291.8	8	1'41.407 P	27.178	15.671	31.297	27.261	232.7
Run #	2	Front Tyre	Slick-Medium	Rear Tyre	Slick-Medium		Run #	2	Front Tyre	Slick-Medium	Rear Tyre	Slick-Hard	
			8 Laps at start		8 Laps at start					New Tyre		8 Laps at start	
9	1'48.094	31.397	15.063	30.626	31.008	286.4	9	1'51.746	33.683	15.209	31.155	31.699	284.9
10	1'39.849	25.010	14.619	29.777	30.443	287.2	10	1'41.568	25.863	14.688	30.115	30.902	287.2
11	1'38.797	24.611	14.361	29.601	30.224	288.7	11	1'40.469	25.363	14.665	29.775	30.666	285.7
12	1'38.684	24.613	14.339	29.662	30.070	289.5	12	1'42.055	26.417	14.539	30.472	30.627	289.5
13	1'38.552	24.524	14.361	29.523	30.144	288.0	13	1'39.655	24.914	14.472	29.899	30.370	289.5
14	1'38.439	24.475	14.359	29.529	30.076	288.7	14	1'39.527	24.873	14.549	29.754	30.351	288.7
15	1'38.521	24.464	14.350	29.555	30.152	289.5	15	1'39.604 P	26.925	14.750	30.002	27.927	289.5
16	1'43.041	24.459	14.348	29.886	34.348	291.1							

Fastest Lap: Joan MIR Team SUZUKI ECST SPA 1'38.194 24.384 14.389 29.303 30.118

These data/results cannot be reproduced, stored and/or transmitted in whole or in part by any manner of electronic, mechanical, photocopying, recording, broadcasting or otherwise now known or herein after developed without the previous express consent by the copyright owner, except for reproduction in daily press and regular printed publications on sale to the public within 60 days of the event related to those data/results and always provided that copyright symbol appears together as follows below.
© DORNA, 2022



Free Practice Nr. 1

MotoGP

Lap	Lap Time	T1	T2	T3	T4	Speed	Lap	Lap Time	T1	T2	T3	T4	Speed
Run # 3	Front Tyre Slick-Medium		Rear Tyre Slick-Medium		New Tyre		11	1'40.674	25.916	14.477	29.876	30.405	289.5
	7 Laps at start						12	1'48.000	33.276	14.386	30.098	30.240	292.6
16	1'50.368	30.022	15.156	33.896	31.294	253.5	13	1'41.472	24.907	14.463	31.797	30.305	291.8
17	1'38.824	24.634	14.411	29.483	30.296	288.7	14	1'34.691 P	24.788	14.380	29.856	25.667	291.1
18	1'38.728	24.493	14.373	29.611	30.251	291.1	Run # 4	Front Tyre Slick-Medium		Rear Tyre Slick-Medium		New Tyre	
19	1'38.502	24.627	14.555	29.323	29.997	290.3		** 13 Laps at start ** 13 Laps at start					
8th 44	Po ESPARGARO		HONDA		SPA		15	1'43.810	28.907	14.563	30.083	30.257	292.6
	Repsol Honda Team						16	1'38.748	24.629	14.347	29.693	30.079	293.4
	Runs=2 Total laps=20 Full laps=15						17	1'38.627	24.509	14.271	29.619	30.228	294.2
Run # 1	Front Tyre Slick-Medium		Rear Tyre Slick-Medium		New Tyre		18	1'41.926	25.883	14.912	30.792	30.339	289.5
1	2'13.452	33.704	16.100	33.809	33.296	268.6	19	1'38.711	24.619	14.362	29.643	30.087	291.8
2	1'50.638	26.917	15.468	36.586	31.667	241.0	20	1'42.816	24.644	14.459	33.097	30.616	288.0
3	1'44.860	28.367	15.453	30.334	30.706	291.1							
4	1'45.327	25.413	15.880	32.858	31.176	212.5	10th 43	Jack MILLER		DUCATI		AUS	
5	1'42.419	27.430	14.697	29.977	30.315	291.1		Ducati Lenovo Team					
6	1'39.998	24.814	14.534	29.787	30.863	293.4		Runs=1 Total laps=21 Full laps=18					
7	1'39.384	24.928	14.432	29.825	30.199	295.0	Run # 1	Front Tyre Slick-Medium		Rear Tyre Slick-Medium		New Tyre	
8	1'39.829 P	26.772	15.323	30.832	26.902	288.7		New Tyre					
Run # 2	Front Tyre Slick-Medium		Rear Tyre Slick-Medium		New Tyre		1	2'25.196	32.588	15.464	33.026	32.459	288.0
	8 Laps at start						2	1'42.839	26.105	14.697	30.984	31.053	294.2
9	1'46.605	29.833	14.955	30.702	31.115	289.5	3	1'42.671	25.768	15.268	30.860	30.775	288.0
10	1'39.422	24.914	14.398	29.624	30.486	291.8	4	1'40.569	25.315	14.704	29.968	30.582	294.2
11	1'38.900	24.757	14.425	29.531	30.187	293.4	5	1'49.365	28.003	16.462	33.871	31.029	214.7
12	1'38.521	24.611	14.339	29.475	30.096	293.4	6	1'42.033	26.218	14.880	30.324	30.611	291.1
13	1'44.170	24.662	14.432	31.299	33.777	295.0	7	1'39.843	25.065	14.441	29.931	30.406	292.6
14	1'39.649	24.718	14.375	29.554	31.002	293.4	8	1'45.340	29.114	14.942	30.687	30.597	289.5
15	1'39.590 P	26.085	15.544	30.879	27.082	279.7	9	1'39.325	24.867	14.430	29.721	30.307	291.8
Run # 3	Front Tyre Slick-Medium		Rear Tyre Slick-Medium		New Tyre		10	1'39.232	24.724	14.485	29.551	30.472	291.1
	15 Laps at start						11	1'41.503 P	27.294	15.013	31.522	27.674	284.2
16	1'46.448	29.948	14.870	30.860	30.770	288.0	Run # 2	Front Tyre Slick-Medium		Rear Tyre Slick-Medium		New Tyre	
17	1'40.189	24.630	14.377	30.772	30.410	293.4		11 Laps at start					
18	1'41.757	26.178	14.673	30.162	30.744	289.5	12	1'46.489	30.405	14.788	30.435	30.861	291.1
19	1'39.045	24.589	14.442	29.392	30.622	291.8	13	1'39.235	24.796	14.414	29.678	30.347	292.6
20	1'38.579	24.587	14.336	29.645	30.011	293.4	14	1'38.912	24.683	14.450	29.570	30.209	291.8
							15	1'38.838	24.618	14.386	29.571	30.263	293.4
9th 12	Maverick VIÑALES		APRILIA		SPA		16	1'40.671	25.828	14.586	29.867	30.390	292.6
	Aprilia Racing						17	1'39.700	24.734	14.508	29.980	30.478	291.8
	Runs=3 Total laps=20 Full laps=14						18	1'41.644	27.216	14.505	29.651	30.272	294.2
Run # 1	Front Tyre Slick-Medium		Rear Tyre Slick-Medium		New Tyre		19	1'39.223	24.554	14.364	29.911	30.394	293.4
	** New Tyre ** New Tyre						20	1'38.754	24.618	14.507	29.518	30.111	290.3
1	2'14.061	33.054	15.997	32.306	33.344	278.3	21	1'39.597	24.711	14.618	29.817	30.451	291.8
2	1'43.758	26.424	14.953	30.766	31.615	288.0							
3	1'41.495	25.718	14.805	30.150	30.822	284.2	11th 93	Marc MARQUEZ		HONDA		SPA	
4	1'36.953 P	25.160	14.548	30.272	26.973	288.0		Repsol Honda Team					
								Runs=2 Total laps=20 Full laps=15					
Run # 2	Front Tyre missing data		Rear Tyre missing data		missing data		Run # 1	Front Tyre Slick-Medium		Rear Tyre Slick-Medium		New Tyre	
	** Laps at start ** Laps at start							New Tyre					
5	1'41.776 P	29.068	14.592	30.937	27.179	291.8	1	2'24.130	34.831	15.595	32.849	32.127	266.6
Run # 3	Front Tyre Slick-Medium		Rear Tyre Slick-Medium		New Tyre		2	1'42.855	26.391	14.828	30.662	30.974	290.3
	** 4 Laps at start ** 4 Laps at start						3	1'40.309	25.128	14.665	29.830	30.686	290.3
6	1'45.470	29.470	14.714	30.503	30.783	290.3	4	1'48.866	26.707	15.739	34.121	32.299	225.4
7	1'39.528	24.872	14.370	29.935	30.351	291.1	5	1'39.551	24.917	14.567	29.553	30.514	291.8
8	1'42.304	24.994	14.427	31.640	31.243	290.3	6	1'42.181	24.725	14.473	30.738	32.245	292.6
9	1'42.916	25.108	14.699	32.093	31.016	262.7	7	1'39.028	24.662	14.630	29.522	30.214	294.2
10	1'42.350	27.163	14.493	30.094	30.600	292.6	8	1'39.439 P	26.058	14.654	31.649	27.078	288.0

Fastest Lap: Joan MIR Team SUZUKI ECST SPA **1'38.194** 24.384 14.389 29.303 30.118

These data/results cannot be reproduced, stored and/or transmitted in whole or in part by any manner of electronic, mechanical, photocopying, recording, broadcasting or otherwise now known or herein after developed without the previous express consent by the copyright owner, except for reproduction in daily press and regular printed publications on sale to the public within 60 days of the event related to those data/results and always provided that copyright symbol appears together as follows below.
© DORNA, 2022

Official MotoGP Timing by TISSOT
www.motogp.com



Free Practice Nr. 1

MotoGP

Lap	Lap Time	T1	T2	T3	T4	Speed	Lap	Lap Time	T1	T2	T3	T4	Speed	
Run # 2	Front Tyre Slick-Medium	Rear Tyre Slick-Medium												
8 Laps at start		8 Laps at start												
9	1'50.608	33.090	15.292	30.863	31.363	285.7	9	1'38.298 P	25.347	15.221	31.034	26.696	279.0	
10	1'41.713	25.558	14.777	30.359	31.019	289.5	Run # 2	Front Tyre Slick-Medium	Rear Tyre Slick-Medium					
11	1'39.604	24.837	14.708	29.678	30.381	288.7	9 Laps at start		9 Laps at start					
12	1'38.806	24.532	14.524	29.450	30.300	291.1	10	1'47.105	30.129	15.037	30.721	31.218	289.5	
13	1'45.713	24.754	14.601	32.332	34.026	291.1	11	1'40.248	25.012	14.617	29.929	30.690	289.5	
14	1'39.923	25.801	14.456	29.518	30.148	292.6	12	1'39.384	24.766	14.534	29.642	30.442	290.3	
15	1'39.664 P	26.747	15.029*	30.952	26.936	285.7	13	1'39.426	24.546	14.448	29.952	30.480	291.8	
Run # 3	Front Tyre Slick-Medium	Rear Tyre Slick-Medium												
15 Laps at start		15 Laps at start												
16	1'49.236	32.014	14.998	30.896	31.328	284.9	14	1'39.006	24.604	14.496	29.611	30.295	290.3	
17	1'44.475	27.286	15.097	31.401	30.691	290.3	15	1'42.727	25.923	15.826	30.404	30.574	289.5	
18	1'43.285	24.671	14.631	33.444	30.539	291.8	16	1'38.953	24.566	14.553	29.549	30.285	289.5	
19	1'38.853	24.601	14.538	29.575	30.139	291.8	17	1'38.898	24.528	14.502	29.591	30.277	290.3	
20	1'39.301	24.840	14.492	29.620	30.349	291.8	18	1'45.219 *	28.660*	15.237	30.634	30.688	277.6	
							19	1'38.934	24.586	14.529	29.550	30.269	289.5	

14th 89 **Jorge MARTIN** DUCATI SPA
 Pramac Racing
 Runs=2 Total laps=19 Full laps=14

12th 23 **Enea BASTIANINI** DUCATI ITA
 Gresini Racing MotoGP
 Runs=1 Total laps=18 Full laps=14

Run # 1	Front Tyre Slick-Medium	Rear Tyre Slick-Medium				
New Tyre		New Tyre				
1	2'35.327	33.441	16.097	32.675	31.909	279.7
2	1'43.275	26.513	14.787	30.907	31.068	291.1
3	1'40.921 *	25.511	14.707	30.114	30.589*	291.8
4	1'40.005	25.175	14.516	29.993	30.321	290.3
5	1'40.000	25.191	14.529	29.980	30.300	291.1
6	1'39.798	25.017	14.492	29.913	30.376	291.1
7	1'44.042	27.512	14.654	31.602	30.274	291.8
8	1'45.964	24.999	14.501	33.734	32.730	293.4
9	1'39.321	25.043	14.484	29.715	30.079	291.8
10	1'37.471 P	25.456	14.538	30.826	26.651	294.2
Run # 2	Front Tyre Slick-Medium	Rear Tyre Slick-Medium				
10 Laps at start		10 Laps at start				
11	1'46.455	30.886	14.864	30.477	30.228	289.5
12	1'39.292	24.834	14.506	29.849	30.103	291.8
13	1'39.026	24.841	14.459	29.720	30.006	291.8
14	1'39.096	24.838	14.440	29.764	30.054	291.8
15	1'39.285	24.834	14.449	29.783	30.219	291.8
16	1'39.010	24.763	14.434	29.672	30.141	292.6
17	1'44.830	24.678	14.423	34.119	31.610	292.6
18	1'38.866	24.783	14.363	29.734	29.986	294.2

Run # 1	Front Tyre Slick-Medium	Rear Tyre Slick-Medium				
New Tyre		New Tyre				
1	2'19.113	33.469	15.365	32.745	32.044	279.0
2	1'43.018	25.999	14.717	30.844	31.458	286.4
3	1'41.649	25.466	14.806	30.614	30.763	282.7
4	1'49.196	25.223	14.511	33.805	35.657	282.7
5	1'40.157	25.153	14.553	29.838	30.613	291.8
6	1'39.582	25.099	14.516	29.755	30.212	288.0
7	1'39.143 P	24.957	14.606	30.839	28.741	285.7
Run # 2	Front Tyre Slick-Medium	Rear Tyre Slick-Medium				
7 Laps at start		7 Laps at start				
8	1'48.181	31.892	14.826	30.824	30.639	288.7
9	1'40.072	25.150	14.555	29.814	30.553	291.1
10	1'39.315	24.965	14.475	29.549	30.326	291.1
11	1'38.907	24.651	14.528	29.512	30.216	290.3
12	1'44.644	24.698	15.518	33.773	30.655	288.7
13	1'40.175	24.747	14.595	30.294	30.539	288.7
14	1'39.494	24.879	14.567	29.729	30.319	291.1
15	1'37.332 P	24.834	14.470	30.900	27.128	290.3
Run # 3	Front Tyre Slick-Medium	Rear Tyre Slick-Medium				
15 Laps at start		15 Laps at start				
16	1'55.740	38.590	15.099	31.413	30.638	287.2
17	1'43.979	24.794	14.482	34.159	30.544	289.5
18	1'39.256	24.807	14.472	29.631	30.346	291.1
19	1'39.293	24.744	14.531	29.578	30.440	290.3

13th 63 **Francesco BAGNAIA** DUCATI ITA
 Ducati Lenovo Team
 Runs=1 Total laps=19 Full laps=13

Run # 1	Front Tyre Slick-Medium	Rear Tyre Slick-Medium				
New Tyre		New Tyre				
1	6'41.451	32.907	16.082	33.033	32.335	266.0
2	1'43.651 *	26.094	15.190*	31.031	31.336	288.7
3	1'41.706	25.589	14.825	30.458	30.834	290.3
4	1'40.963 *	25.256	14.712	30.222	30.773*	290.3
5	1'44.050	28.106	14.761	30.434	30.749	294.2
6	1'40.268	25.103	14.578	30.000	30.587	291.8
7	1'40.198	24.918	14.506	30.114	30.660	291.8
8	1'39.889	24.848	14.537	29.972	30.532	291.8

15th 21 **Franco MORBIDELLI** YAMAHA ITA
 Monster Energy Yamaha MotoGP
 Runs=2 Total laps=20 Full laps=15

Run # 1	Front Tyre Slick-Soft	Rear Tyre Slick-Medium				
New Tyre		New Tyre				
1	2'02.105	33.490	15.907	34.312	32.034	279.7
2	1'42.934	26.046	14.830	30.850	31.208	285.7
3	1'41.072	25.667	14.614	30.219	30.572	286.4
4	1'40.617	25.416	14.577	30.129	30.495	286.4
5	1'40.299	25.227	14.615	29.972	30.485	284.9
6	1'40.143	24.987	14.573	29.965	30.618	283.4
7	1'39.701	24.902	14.535	29.805	30.459	284.9
8	1'39.575	24.967	14.444	29.758	30.406	286.4

Fastest Lap: Joan MIR Team SUZUKI ECST SPA **1'38.194** 24.384 14.389 29.303 30.118

These data/results cannot be reproduced, stored and/or transmitted in whole or in part by any manner of electronic, mechanical, photocopying, recording, broadcasting or otherwise now known or herein after developed without the previous express consent by the copyright owner, except for reproduction in daily press and regular printed publications on sale to the public within 60 days of the event related to those data/results and always provided that copyright symbol appears together as follows below.
 © DORNA, 2022



Free Practice Nr. 1

MotoGP

Lap	Lap Time	T1	T2	T3	T4	Speed	Lap	Lap Time	T1	T2	T3	T4	Speed
9	1'46.451 P	27.080	16.287	32.782	30.302	247.1	5	1'41.259	25.329	14.744	30.404	30.782	291.1
Run # 2	Front Tyre	Slick-Soft	Rear Tyre	Slick-Medium	New Tyre		6	1'46.667	29.243	14.736	31.681	31.007	291.8
					9 Laps at start		7	1'40.719	25.288	14.625	30.066	30.740	293.4
10	1'49.919	33.255	15.103	30.645	30.916	281.9	8	1'50.201	27.602	14.764	37.000	30.835	290.3
11	1'39.861	25.103	14.478	29.856	30.424	286.4	9	1'40.338 P	25.095	14.648	32.619	27.976	291.8
12	1'40.492	24.800	14.395	30.778	30.519	288.0	Run # 2	Front Tyre	Slick-Medium	Rear Tyre	Slick-Medium	9 Laps at start	
13	1'39.627	24.953	14.480	29.785	30.409	285.7					9 Laps at start		
14	1'38.979	24.666	14.450	29.567	30.296	288.0	10	1'49.655	32.712	15.079	30.812	31.052	287.2
15	1'39.258 P	24.767	14.495	30.938	29.058	287.2	11	1'40.674	25.226	14.624	30.093	30.731	291.1
Run # 3	Front Tyre	Slick-Soft	Rear Tyre	Slick-Medium	6 Laps at start		12	1'43.568	27.980	14.567	30.303	30.718	291.8
					15 Laps at start		13	1'40.268	25.114	14.601	29.823	30.730	291.1
16	1'46.217	30.458	14.853	30.280	30.626	285.7	14	1'37.105 P	24.906	14.620	29.818	27.761	292.6
17	1'39.398	24.871	14.500	29.727	30.300	287.2	Run # 3	Front Tyre	Slick-Medium	Rear Tyre	Slick-Medium	14 Laps at start	
18	1'39.567	24.599	14.406	29.650	30.912	288.7					14 Laps at start		
19	1'57.161	32.710	21.892	31.203	31.356	250.5	15	1'44.510	28.757	14.730	30.273	30.750	291.1
20	1'39.106	24.747	14.465	29.480	30.414	286.4	16	1'39.564	24.797	14.490	29.733	30.544	291.1

16th 88 Miguel OLIVEIRA KTM POR
Red Bull KTM Factory Racing
Runs=2 Total laps=20 Full laps=15

Run #	Front Tyre	Slick-Soft	Rear Tyre	Slick-Medium	New Tyre	
1	2'24.670	33.250	16.064	33.174	32.858	264.0
2	1'43.684	27.534	14.772	30.744	30.634	284.9
3	1'41.345	25.530	14.862	30.392	30.561	278.3
4	1'40.853	25.183	14.704	30.373	30.593	284.2
5	1'40.147	25.043	14.674	30.022	30.408	287.2
6	1'43.809	25.297	14.661	33.129	30.722	286.4
7	1'42.481 P	26.348	14.753	32.873	28.507	286.4
Run # 2	Front Tyre	Slick-Medium	Rear Tyre	Slick-Medium	New Tyre	
					7 Laps at start	
8	1'47.855	30.320	15.069	31.063	31.403	286.4
9	1'40.041	25.111	14.607	29.956	30.367	285.7
10	1'41.176	25.450	14.850	30.306	30.570	287.2
11	1'39.611	24.852	14.576	29.762	30.421	285.7
12	1'39.316	24.763	14.609	29.696	30.248	288.0
13	1'44.118	24.825	14.571	33.816	30.906	286.4
14	1'36.170 P	24.923	14.595	29.947	26.705	285.7
Run # 3	Front Tyre	Slick-Medium	Rear Tyre	Slick-Medium	7 Laps at start	
					14 Laps at start	
15	1'46.731	30.920	14.811	30.328	30.672	288.0
16	1'43.021	26.625	14.656	30.474	31.266	291.1
17	1'39.697	24.911	14.659	29.804	30.323	289.5
18	1'43.936	28.444	14.720	30.104	30.668	291.1
19	1'39.331	24.625	14.479	29.553	30.674	289.5
20	1'38.991	24.711	14.544	29.508	30.228	288.0

17th 5 Johann ZARCO DUCATI FRA
Pramac Racing
Runs=2 Total laps=20 Full laps=15

Run #	Front Tyre	Slick-Medium	Rear Tyre	Slick-Medium	New Tyre	
1	2'12.975	33.573	16.298	33.896	33.124	264.7
2	1'45.793	26.728	15.134	31.212	32.719	288.7
3	1'42.631	26.085	14.750	30.658	31.138	287.2
4	1'42.478	25.866	15.356	30.305	30.951	291.1

18th 72 Marco BEZZECCHI DUCATI ITA
Mooney VR46 Racing Team
Runs=2 Total laps=22 Full laps=15

Run #	Front Tyre	Slick-Medium	Rear Tyre	Slick-Medium	New Tyre	
1	2'14.017	35.131	16.571	35.474	33.565	269.3
2	1'44.355	26.658	14.968	31.416	31.313	281.2
3	1'41.727 *	25.680	14.655	30.516	30.876*	286.4
4	1'41.043	25.705	14.515	30.148	30.675	291.1
5	1'48.707	26.700	15.946	34.907	31.154	217.7
6	1'40.753	25.343	14.452	30.173	30.785	294.2
7	1'37.726 P	25.691	14.604	30.290	27.141	289.5
Run # 2	Front Tyre	Slick-Medium	Rear Tyre	Slick-Medium	7 Laps at start	
					7 Laps at start	
8	1'48.928	31.635	15.083	31.140	31.070	286.4
9	1'41.031	25.312	14.640	30.341	30.738	289.5
10	1'42.874	25.726	14.482	31.469	31.197	291.8
11	1'39.976	25.181	14.381	29.950	30.464	293.4
12	1'39.919	24.950	14.334	30.276	30.359	292.6
13	1'43.349	24.972	14.410	30.825	33.142	291.8
14	1'45.880	27.490	14.482	33.202	30.706	292.6
15	1'39.707	25.049	14.351	30.113	30.194	293.4
16	1'39.879 P	27.273	14.647	31.004	26.955	286.4
Run # 3	Front Tyre	Slick-Medium	Rear Tyre	Slick-Medium	16 Laps at start	
					16 Laps at start	
17	1'50.575	32.424	15.322	31.081	31.748	267.3
18	1'40.012	24.974	14.430	29.879	30.729	293.4
19	1'39.123	24.798	14.339	29.817	30.169	292.6
20	1'40.623 *	24.795	14.468*	31.103	30.257	291.1
21	1'39.976	25.555	14.448	29.837	30.136	291.1
22	1'39.122	24.763	14.377	30.011	29.971	291.8

Fastest Lap: Joan MIR Team SUZUKI ECST SPA **1'38.194** 24.384 14.389 29.303 30.118

These data/results cannot be reproduced, stored and/or transmitted in whole or in part by any manner of electronic, mechanical, photocopying, recording, broadcasting or otherwise now known or herein after developed without the previous express consent by the copyright owner, except for reproduction in daily press and regular printed publications on sale to the public within 60 days of the event related to those data/results and always provided that copyright symbol appears together as follows below.
© DORNA, 2022



Free Practice Nr. 1

MotoGP

Lap	Lap Time	T1	T2	T3	T4	Speed	Lap	Lap Time	T1	T2	T3	T4	Speed	
19th	4	Andrea DOVIZIOSO YAMAHA ITA					17	1'45.456 *	27.495*	14.880	31.887	31.194	283.4	
		WithU Yamaha RNF MotoGP Team					18	1'39.322	24.829	14.385	29.783	30.325	293.4	
		Runs=2 Total laps=20 Full laps=15					19	1'40.139	24.710	14.475	29.821	31.133	291.1	
							20	1'39.579	24.907	14.359	29.794	30.519	293.4	
		Run #	1	Front Tyre	Slick-Soft	Rear Tyre	Slick-Medium							
							New Tyre							
		1	2'15.852	32.023	15.725	33.288	32.837	255.9						
		2	1'44.744	26.779	15.339	31.189	31.437	279.7						
3	1'42.009	25.842	14.598	30.431	31.138	287.2								
4	1'41.824	25.599	14.591	30.631	31.003	288.7								
5	1'41.596	25.552	14.916	30.283	30.845	284.9								
6	1'42.679	25.257	14.551	30.245	32.626	285.7								
7	1'40.186	25.319	14.524	29.826	30.517	284.9								
8	1'45.377 P	27.204	17.399	33.287	27.487	194.5								
Run #	2	Front Tyre	Slick-Soft	Rear Tyre	Slick-Medium									
					8 Laps at start									
9	1'47.650	30.469	15.416	30.808	30.957	282.7								
10	1'39.659	25.044	14.409	29.780	30.426	288.0								
11	1'44.079	24.922	16.216	32.054	30.887	258.3								
12	1'37.159 P	24.903	14.465	30.399	27.392	288.0								
Run #	3	Front Tyre	Slick-Soft	Rear Tyre	Slick-Medium									
					12 Laps at start									
13	1'49.578	31.310	15.298	31.495	31.475	279.7								
14	1'41.640	25.547	14.654	30.284	31.155	286.4								
15	1'39.990	25.001	14.533	29.955	30.501	286.4								
16	1'39.182	24.784	14.468	29.598	30.332	288.0								
17	1'39.411	24.649	14.503	29.675	30.584	286.4								
18	1'44.972	26.757	16.617	31.219	30.379	260.8								
19	1'42.150	24.729	15.451	30.893	31.077	268.6								
20	1'42.903	26.723	15.904	29.733	30.543	288.0								
20th	6	Stefan BRADL HONDA GER					17	1'41.088	25.469	14.593	30.231	30.795	289.5	
		Team HRC					18	1'39.700	24.871	14.380	29.871	30.578	289.5	
		Runs=2 Total laps=20 Full laps=14					19	1'55.682 *	31.269*	16.351	33.107	34.955	208.0	
							20	1'39.717	24.918	14.496	29.948	30.355	288.0	
		Run #	1	Front Tyre	Slick-Soft	Rear Tyre	Slick-Medium							
							New Tyre							
		1	2'14.412	35.535	16.380	34.068	33.829	258.3						
		2	1'44.350	26.794	14.833	31.213	31.510	278.3						
3	1'42.887	26.366	14.846	30.554	31.121	292.6								
4	1'43.035	26.502	14.740	30.743	31.050	291.8								
5	1'41.626	25.614	14.691	30.491	30.830	286.4								
6	1'41.202	25.615	14.507	30.353	30.727	294.2								
7	1'39.496 P	27.104	14.632	30.494	27.266	292.6								
Run #	2	Front Tyre	Slick-Soft	Rear Tyre	Slick-Medium									
					7 Laps at start									
8	1'49.830	32.391	15.266	31.077	31.096	281.2								
9	1'40.674	25.488	14.596	29.972	30.618	290.3								
10	1'39.937	25.223	14.482	29.777	30.455	291.1								
11	1'39.794	25.101	14.434	29.702	30.557	290.3								
12	1'42.317	27.045	14.443	29.954	30.875	293.4								
13	1'39.477	24.857	14.476	29.769	30.375	292.6								
14	1'39.327 P	26.140	14.838	31.366	26.983	285.7								
Run #	3	Front Tyre	Slick-Soft	Rear Tyre	Slick-Medium									
					14 Laps at start									
15	1'52.505	35.103	14.970	30.537	31.895	288.7								
16	1'39.685	25.000	14.499	29.896	30.290	293.4								
22nd	10	Luca MARINI DUCATI ITA					17	1'41.088	25.469	14.593	30.231	30.795	289.5	
		Mooney VR46 Racing Team					18	1'39.700	24.871	14.380	29.871	30.578	289.5	
		Runs=2 Total laps=19 Full laps=14					19	1'55.682 *	31.269*	16.351	33.107	34.955	208.0	
							20	1'39.717	24.918	14.496	29.948	30.355	288.0	
		Run #	1	Front Tyre	Slick-Medium	Rear Tyre	Slick-Medium							
							New Tyre							
		1	2'14.568	35.436	16.248	33.070	33.102	264.0						
		2	1'44.693	26.953	14.855	31.423	31.462	279.0						
3	1'42.870	26.095	14.858	30.725	31.192	284.9								
4	1'42.102	25.640	14.846	30.662	30.954	285.7								
5	1'41.312	25.437	14.694	30.280	30.901	288.0								
6	1'41.343	25.336	14.799	30.291	30.917	284.2								
7	1'50.571 P	31.802	15.057	35.231	28.481	283.4								
Run #	2	Front Tyre	Slick-Medium	Rear Tyre	Slick-Medium									
					7 Laps at start									
8	1'49.564	30.431	16.070	31.335	31.728	258.9								
9	1'42.236	25.671	14.850	30.689	31.026	286.4								
10	1'41.442	25.240	14.717	30.281	31.204	288.7								
11	1'43.585	24.903	14.681	33.365	30.636	286.4								
12	1'39.959	24.922	14.600	29.959	30.478	290.3								
13	1'40.625 P	26.189	15.046	31.678	27.712	281.2								

Fastest Lap: Joan MIR Team SUZUKI ECST SPA **1'38.194** 24.384 14.389 29.303 30.118

These data/results cannot be reproduced, stored and/or transmitted in whole or in part by any manner of electronic, mechanical, photocopying, recording, broadcasting or otherwise now known or herein after developed without the previous express consent by the copyright owner, except for reproduction in daily press and regular printed publications on sale to the public within 60 days of the event related to those data/results and always provided that copyright symbol appears together as follows below.
© DORNA, 2022



Free Practice Nr. 1

MotoGP

Lap	Lap Time	T1	T2	T3	T4	Speed	Lap	Lap Time	T1	T2	T3	T4	Speed
Run # 3	Front Tyre Slick-Medium	Rear Tyre Slick-Medium											
		13 Laps at start				13 Laps at start							
14	1'45.244	28.394	14.936	30.835	31.079	286.4	12	1'40.246	25.046	14.509	30.068	30.623	288.0
15	1'40.839	25.013	14.602	30.394	30.830	289.5	13	1'40.065	25.034	14.429	29.982	30.620	288.7
16	1'39.850	24.810	14.552	29.882	30.606	289.5	14	1'40.106	24.925	14.467	29.930	30.784	288.0
17	1'39.749	24.764	14.661	29.849	30.475	288.7	15	1'43.890	25.424	14.428	32.783	31.255	291.1
18	1'39.913	24.728	14.807	29.913	30.465	287.2	16	1'40.432	25.071	14.512	30.218	30.631	288.0
19	1'40.276	24.970	14.724	30.013	30.569	284.2	17	1'40.287	24.976	14.503	30.270	30.538	288.0
							18	1'40.411	24.985	14.730	30.123	30.573	288.0
							19	1'40.306	25.126	14.529	30.043	30.608	288.7
							PIT	30.643	16.847	36.549	33.155	184.3	

23rd 32 Lorenzo SAVADORI APRILIA ITA
Aprilia Racing

Runs=3 Total laps=17 Full laps=10

Run #	1	Front Tyre	Slick-Medium	Rear Tyre	Slick-Medium	Speed
		New Tyre		New Tyre		
1	2'16.075	31.312	15.995	32.618	32.813	254.1
2	1'45.167	26.716	15.353	31.577	31.521	276.9
3	1'41.681	25.683	14.724	30.358	30.916	285.7
4	1'42.027	25.564	14.705	30.654	31.104	288.7
5	1'48.137 *	27.882	14.710	31.702	33.843*	287.2
6	1'50.807	32.071	15.077	30.449	33.210	284.9
7	1'40.565	25.285	14.581	30.045	30.654	291.8
8	1'41.614 P	25.096	14.493	34.696	27.329	288.7

Run #	2	Front Tyre	Slick-Medium	Rear Tyre	Slick-Medium	Speed
		8 Laps at start		8 Laps at start		
9	1'46.584 P	31.537	15.514	31.859	27.674	281.2

Run #	3	Front Tyre	Slick-Medium	Rear Tyre	Slick-Medium	Speed
		9 Laps at start		9 Laps at start		
10	1'51.618	31.815	15.475	32.376	31.952	285.7
11	1'42.489 P	25.208	14.529	32.841	29.911	287.2

Run #	4	Front Tyre	Slick-Medium	Rear Tyre	Slick-Medium	Speed
		11 Laps at start		11 Laps at start		
12	1'53.191	34.817	15.181	30.806	32.387	284.2
13	1'42.988	26.037	14.742	30.830	31.379	285.7
14	1'40.035	24.896	14.608	30.034	30.497	288.0
15	1'43.504	25.772	15.010	31.963	30.759	282.7
16	1'47.491	26.550	17.234	31.782	31.925	284.2
17	1'40.258	24.999	14.526	30.039	30.694	288.7

24th 49 Fabio DI GIANNANTON DUCATI ITA
Gresini Racing MotoGP

Runs=2 Total laps=20 Full laps=16

Run #	1	Front Tyre	Slick-Medium	Rear Tyre	Slick-Medium	Speed
		New Tyre		New Tyre		
1	2'32.106	32.996	16.147	33.412	33.369	260.8
2	1'46.491	28.132	15.240	31.418	31.701	283.4
3	1'42.784	26.151	14.748	30.733	31.152	289.5
4	1'42.340	25.927	14.732	30.579	31.102	289.5
5	1'41.696	25.663	14.735	30.439	30.859	288.0
6	1'41.192	25.512	14.584	30.310	30.786	288.0
7	1'40.616	25.181	14.466	30.169	30.800	290.3
8	1'51.546	28.529	15.268	30.558	37.191	288.0
9	1'40.235 P	25.982	14.665	30.903	28.685	287.2

Run #	2	Front Tyre	Slick-Medium	Rear Tyre	Slick-Medium	Speed
		9 Laps at start		9 Laps at start		
10	1'50.055	31.827	15.159	30.970	32.099	284.9
11	1'40.884	25.444	14.512	30.204	30.724	289.5

Fastest Lap: Joan MIR Team SUZUKI ECST SPA 1'38.194 24.384 14.389 29.303 30.118

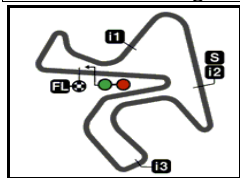
These data/results cannot be reproduced, stored and/or transmitted in whole or in part by any manner of electronic, mechanical, photocopying, recording, broadcasting or otherwise now known or herein after developed without the previous express consent by the copyright owner, except for reproduction in daily press and regular printed publications on sale to the public within 60 days of the event related to those data/results and always provided that copyright symbol appears together as follows below.
© DORNA, 2022

Official MotoGP Timing by TISSOT
www.motogp.com

Jerez de la Frontera, Friday, April 29, 2022

Page 7 of 7





4423 m.

GRAN PREMIO RED BULL DE ESPAÑA

Free Practice Nr. 1

Best Partial Times

MotoGP™

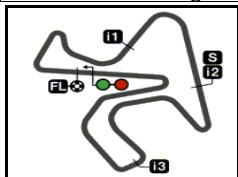
IT Ideal Lap Time, sum of the best partial times

BT Best Lap Time

T1		T2		T3		T4				IT	BT	
Pos	Rider	Time	Rider	Time	Rider	Time	Rider	Time	Pos	Rider	IT	BT
1	J.MIR	24.384	T.NAKAGAMI	14.244	J.MIR	29.303	A.RINS	29.929	1	J.MIR	1'38.126	1'38.194 (1)
2	T.NAKAGAMI	24.446	M.VIÑALES	14.271	B.BINDER	29.323	A.ESPARGARO	29.955	2	T.NAKAGAMI	1'38.175	1'38.458 (6)
3	F.QUARTARARO	24.459	A.RINS	14.271	P.ESPARGARO	29.392	A.MARQUEZ	29.958	3	B.BINDER	1'38.186	1'38.502 (7)
4	B.BINDER	24.493	F.QUARTARARO	14.291	M.MARQUEZ	29.450	M.BEZZECCHI	29.971	4	A.RINS	1'38.219	1'38.219 (2)
5	A.ESPARGARO	24.505	A.MARQUEZ	14.293	A.MARQUEZ	29.469	E.BASTIANINI	29.986	5	A.MARQUEZ	1'38.275	1'38.368 (3)
6	M.VIÑALES	24.509	A.ESPARGARO	14.300	F.MORBIDELLI	29.480	T.NAKAGAMI	29.995	6	A.ESPARGAR	1'38.293	1'38.426 (4)
7	A.RINS	24.525	J.MIR	14.321	T.NAKAGAMI	29.490	B.BINDER	29.997	7	P.ESPARGAR	1'38.326	1'38.521 (8)
8	F.BAGNAIA	24.528	M.BEZZECCHI	14.334	A.RINS	29.494	P.ESPARGARO	30.011	8	F.QUARTARAR	1'38.343	1'38.439 (5)
9	M.MARQUEZ	24.532	P.ESPARGARO	14.336	M.OLIVEIRA	29.508	F.QUARTARARO	30.070	9	M.VIÑALES	1'38.478	1'38.627 (9)
10	J.MILLER	24.554	S.BRADL	14.359	J.MARTIN	29.512	M.VIÑALES	30.079	10	J.MILLER	1'38.547	1'38.754 (10)
11	A.MARQUEZ	24.555	E.BASTIANINI	14.363	J.MILLER	29.518	J.MILLER	30.111	11	M.MARQUEZ	1'38.577	1'38.806 (11)
12	P.ESPARGARO	24.587	J.MILLER	14.364	F.QUARTARARO	29.523	J.MIR	30.118	12	E.BASTIANINI	1'38.699	1'38.866 (12)
13	F.MORBIDELLI	24.599	B.BINDER	14.373	A.ESPARGARO	29.533	M.MARQUEZ	30.139	13	F.MORBIDELLI	1'38.770	1'38.979 (15)
14	M.OLIVEIRA	24.625	R.GARDNER	14.380	F.BAGNAIA	29.549	J.MARTIN	30.212	14	F.BAGNAIA	1'38.794	1'38.898 (13)
15	A.DOVIZIOSO	24.649	J.ZARCO	14.386	A.DOVIZIOSO	29.598	M.OLIVEIRA	30.228	15	M.OLIVEIRA	1'38.840	1'38.991 (16)
16	J.MARTIN	24.651	F.MORBIDELLI	14.395	J.ZARCO	29.610	F.BAGNAIA	30.269	16	J.MARTIN	1'38.845	1'38.907 (14)
17	J.ZARCO	24.673	A.DOVIZIOSO	14.409	M.VIÑALES	29.619	J.ZARCO	30.278	17	M.BEZZECCHI	1'38.885	1'39.122 (18)
18	E.BASTIANINI	24.678	F.DI GIANNANTO	14.428	E.BASTIANINI	29.672	S.BRADL	30.290	18	J.ZARCO	1'38.947	1'39.033 (17)
19	S.BRADL	24.710	F.BAGNAIA	14.448	S.BRADL	29.702	F.MORBIDELLI	30.296	19	A.DOVIZIOSO	1'38.988	1'39.182 (19)
20	L.MARINI	24.728	M.MARQUEZ	14.456	M.BEZZECCHI	29.817	A.DOVIZIOSO	30.332	20	S.BRADL	1'39.061	1'39.322 (20)
21	M.BEZZECCHI	24.763	J.MARTIN	14.470	L.MARINI	29.849	R.GARDNER	30.355	21	R.GARDNER	1'39.477	1'39.700 (21)
22	R.GARDNER	24.871	M.OLIVEIRA	14.479	R.GARDNER	29.871	L.MARINI	30.465	22	L.MARINI	1'39.594	1'39.749 (22)
23	L.SAVADORI	24.896	L.SAVADORI	14.493	F.DI GIANNANTO	29.930	L.SAVADORI	30.497	23	F.DI GIANNAN	1'39.821	1'40.065 (24)
24	F.DI GIANNANTO	24.925	L.MARINI	14.552	L.SAVADORI	30.034	F.DI GIANNANTO	30.538	24	L.SAVADORI	1'39.920	1'40.035 (23)

These data/results cannot be reproduced, stored and/or transmitted in whole or in part by any manner of electronic, mechanical, photocopying, recording, broadcasting or otherwise now known or herein after developed without the previous express consent by the copyright owner, except for reproduction in daily press and regular printed publications on sale to the public within 60 days of the event related to those data/results and always provided that copyright symbol appears together as follows below.
© DORNA, 2022





4423 m.

GRAN PREMIO RED BULL DE ESPAÑA

Free Practice Nr. 1

Best Partial Times

MotoGP™

IT Ideal Lap Time, sum of the best partial times

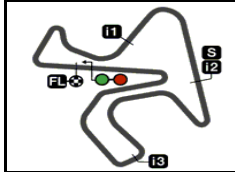
BT Best Lap Time

Pos	T1		T2		T3		T4		Pos	Rider	IT	BT
	Rider	Time	Rider	Time	Rider	Time	Rider	Time				
25	D.BINDER	25.415	D.BINDER	14.624	D.BINDER	30.141	D.BINDER	30.904	25	D.BINDER	1'41.084	1'41.352 (25)

These data/results cannot be reproduced, stored and/or transmitted in whole or in part by any manner of electronic, mechanical, photocopying, recording, broadcasting or otherwise now known or herein after developed without the previous express consent by the copyright owner, except for reproduction in daily press and regular printed publications on sale to the public within 60 days of the event related to those data/results and always provided that copyright symbol appears together as follows below.
© DORNA, 2022

Official MotoGP Timing by **TISSOT**
www.motogp.com






4423 m.

GRAN PREMIO RED BULL DE ESPAÑA

Free Practice Nr. 1

Fastest Laps Sequence

<i>Practice Time</i>	 <i>Rider</i>	<i>Nation</i>	<i>Motorcycle</i>	<i>Time</i>	<i>Km/h</i>	<i>Rider's Lap</i>
3'45.039	21 Franco MORBIDELLI	ITA	YAMAHA	1'42.934	154.6	2
4'06.985	93 Marc MARQUEZ	SPA	HONDA	1'42.855	154.8	2
4'08.035	43 Jack MILLER	AUS	DUCATI	1'42.839	154.8	2
4'34.685	20 Fabio QUARTARARO	FRA	YAMAHA	1'41.849	156.3	2
5'26.111	21 Franco MORBIDELLI	ITA	YAMAHA	1'41.072	157.5	3
5'47.294	93 Marc MARQUEZ	SPA	HONDA	1'40.309	158.7	3
6'14.698	20 Fabio QUARTARARO	FRA	YAMAHA	1'40.013	159.2	3
7'39.528	23 Enea BASTIANINI	ITA	DUCATI	1'40.005	159.2	4
7'54.137	20 Fabio QUARTARARO	FRA	YAMAHA	1'39.439	160.1	4
9'33.363	20 Fabio QUARTARARO	FRA	YAMAHA	1'39.226	160.4	5
12'36.920	93 Marc MARQUEZ	SPA	HONDA	1'39.028	160.7	7
12'53.667	20 Fabio QUARTARARO	FRA	YAMAHA	1'38.780	161.1	7
26'24.070	44 Pol ESPARGARO	SPA	HONDA	1'38.521	161.6	12
34'13.150	36 Joan MIR	SPA	SUZUKI	1'38.422	161.7	13
44'14.146	73 Alex MARQUEZ	SPA	HONDA	1'38.368	161.8	20
44'50.535	36 Joan MIR	SPA	SUZUKI	1'38.194	162.1	17

These data/results cannot be reproduced, stored and/or transmitted in whole or in part by any manner of electronic, mechanical, photocopying, recording, broadcasting or otherwise now known or herein after developed without the previous express consent by the copyright owner, except for reproduction in daily press and regular printed publications on sale to the public within 60 days of the event related to those data/results and always provided that copyright symbol appears together as follows below.

© DORNA, 2022

Official MotoGP Timing by TISSOT
www.motogp.com



Jerez de la Frontera, Friday, April 29, 2022