




4185 m.

## SHARK GRAND PRIX DE FRANCE

## Free Practice Nr. 1

## Classification

3

	Rider	Nation	Team	Motorcycle	Time	Lap	Total	Gap	Top Speed
1	44 <b>PoI ESPARGARO</b>	SPA	Repsol Honda Team	HONDA	<b>1'31.771</b>	20	21		<b>317.5</b>
2	42 <b>Alex RINS</b>	SPA	Team SUZUKI ECSTAR	SUZUKI	<b>1'31.880</b>	20	21	0.109 0.109	<b>316.5</b>
3	63 <b>Francesco BAGNAIA</b>	ITA	Ducati Lenovo Team	DUCATI	<b>1'31.893</b>	21	22	0.122 0.013	<b>318.5</b>
4	20 <b>Fabio QUARTARARO</b>	FRA	Monster Energy Yamaha MotoGP	YAMAHA	<b>1'31.912</b>	20	23	0.141 0.019	<b>312.6</b>
5	41 <b>Aleix ESPARGARO</b>	SPA	Aprilia Racing	APRILIA	<b>1'31.933</b>	21	21	0.162 0.021	<b>316.5</b>
6	36 <b>Joan MIR</b>	SPA	Team SUZUKI ECSTAR	SUZUKI	<b>1'31.942</b>	20	21	0.171 0.009	<b>317.5</b>
7	43 <b>Jack MILLER</b>	AUS	Ducati Lenovo Team	DUCATI	<b>1'31.961</b>	18	22	0.190 0.019	<b>318.5</b>
8	12 <b>Maverick VIÑALES</b>	SPA	Aprilia Racing	APRILIA	<b>1'32.078</b>	19	20	0.307 0.117	<b>320.6</b>
9	5 <b>Johann ZARCO</b>	FRA	Pramac Racing	DUCATI	<b>1'32.112</b>	23	23	0.341 0.034	<b>314.5</b>
10	10 <b>Luca MARINI</b>	ITA	Mooney VR46 Racing Team	DUCATI	<b>1'32.128</b>	17	19	0.357 0.016	<b>316.5</b>
11	30 <b>Takaaki NAKAGAMI</b>	JPN	LCR Honda IDEMITSU	HONDA	<b>1'32.165</b>	20	21	0.394 0.037	<b>318.5</b>
12	23 <b>Enea BASTIANINI</b>	ITA	Gresini Racing MotoGP	DUCATI	<b>1'32.255</b>	18	18	0.484 0.090	<b>320.6</b>
13	93 <b>Marc MARQUEZ</b>	SPA	Repsol Honda Team	HONDA	<b>1'32.266</b>	21	21	0.495 0.011	<b>317.5</b>
14	89 <b>Jorge MARTIN</b>	SPA	Pramac Racing	DUCATI	<b>1'32.491</b>	20	21	0.720 0.225	<b>314.5</b>
15	72 <b>Marco BEZZECCHI</b>	ITA	Mooney VR46 Racing Team	DUCATI	<b>1'32.674</b>	15	21	0.903 0.183	<b>318.5</b>
16	4 <b>Andrea DOVIZIOSO</b>	ITA	WithU Yamaha RNF MotoGP Tea	YAMAHA	<b>1'32.736</b>	12	21	0.965 0.062	<b>315.5</b>
17	49 <b>Fabio DI GIANNANTONIO</b>	ITA	Gresini Racing MotoGP	DUCATI	<b>1'32.755</b>	21	22	0.984 0.019	<b>313.5</b>
18	33 <b>Brad BINDER</b>	RSA	Red Bull KTM Factory Racing	KTM	<b>1'32.756</b>	21	23	0.985 0.001	<b>313.5</b>
19	73 <b>Alex MARQUEZ</b>	SPA	LCR Honda CASTROL	HONDA	<b>1'32.762</b>	20	21	0.991 0.006	<b>319.6</b>
20	21 <b>Franco MORBIDELLI</b>	ITA	Monster Energy Yamaha MotoGP	YAMAHA	<b>1'32.937</b>	20	21	1.166 0.175	<b>310.6</b>
21	88 <b>Miguel OLIVEIRA</b>	POR	Red Bull KTM Factory Racing	KTM	<b>1'33.021</b>	12	13	1.250 0.084	<b>319.6</b>
22	87 <b>Remy GARDNER</b>	AUS	Tech3 KTM Factory Racing	KTM	<b>1'33.302</b>	19	19	1.531 0.281	<b>314.5</b>
23	25 <b>Raul FERNANDEZ</b>	SPA	Tech3 KTM Factory Racing	KTM	<b>1'34.151</b>	10	15	2.380 0.849	<b>311.6</b>
24	40 <b>Darryn BINDER</b>	RSA	WithU Yamaha RNF MotoGP Tea	YAMAHA	<b>1'34.624</b>	18	19	2.853 0.473	<b>317.5</b>

Practice condition: **Dry**Air: **13°**Humidity: **71%**Ground: **14°**

<b>Fastest Lap:</b>	Lap: 20	<b>PoI ESPARGARO</b>	<b>1'31.771</b>	164.1 Km/h
<b>Best Race Lap:</b>	2017	<b>Maverick VIÑALES</b>	<b>1'32.309</b>	163.2 Km/h
<b>All Time Lap Record:</b>	2018	<b>Johann ZARCO</b>	<b>1'31.185</b>	165.2 Km/h

The results are provisional until the end of the limit for protest and appeals.

Time limit for protest expires 30' after publication of the results - ..... Time: .....

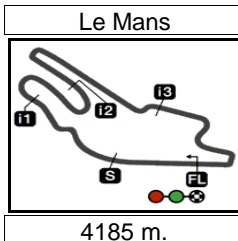
These data/results cannot be reproduced, stored and/or transmitted in whole or in part by any manner of electronic, mechanical, photocopying, recording, broadcasting or otherwise now known or herein after developed without the previous express consent by the copyright owner, except for reproduction in daily press and regular printed publications on sale to the public within 60 days of the event related to those data/results and always provided that copyright symbol appears together as follows below.

© DORNA, 2022

Official MotoGP Timing by **TISSOT**  
www.motogp.com

Le Mans, Friday, May 13, 2022





4185 m.

## SHARK GRAND PRIX DE FRANCE

## Free Practice Nr. 1

## Top Speed &amp; Average

4



Rider	Nation	Motorcycle	Top 5 speeds					Average	Top
12 <b>Maverick VIÑALES</b>	<b>SPA</b>	APRILIA	320.6	320.6	319.6	318.5	317.5	318.3	<b>320.6</b>
23 <b>Enea BASTIANINI</b>	<b>ITA</b>	DUCATI	320.6	319.6	317.5	316.5	315.5	317.2	<b>320.6</b>
73 <b>Alex MARQUEZ</b>	<b>SPA</b>	HONDA	319.6	318.5	316.5	316.5	315.5	317.3	<b>319.6</b>
88 <b>Miguel OLIVEIRA</b>	<b>POR</b>	KTM	319.6	315.5	312.6	312.6	311.6	314.4	<b>319.6</b>
30 <b>Takaaki NAKAGAMI</b>	<b>JPN</b>	HONDA	318.5	318.5	317.5	317.5	317.5	317.8	<b>318.5</b>
43 <b>Jack MILLER</b>	<b>AUS</b>	DUCATI	318.5	316.5	316.5	315.5	315.5	316.1	<b>318.5</b>
63 <b>Francesco BAGNAIA</b>	<b>ITA</b>	DUCATI	318.5	316.5	316.5	315.5	315.5	316.1	<b>318.5</b>
72 <b>Marco BEZZECCHI</b>	<b>ITA</b>	DUCATI	318.5	317.5	317.5	316.5	316.5	317.0	<b>318.5</b>
36 <b>Joan MIR</b>	<b>SPA</b>	SUZUKI	317.5	317.5	316.5	315.5	315.5	316.2	<b>317.5</b>
40 <b>Darryn BINDER</b>	<b>RSA</b>	YAMAHA	317.5	313.5	311.6	311.6	310.6	313.0	<b>317.5</b>
44 <b>Pol ESPARGARO</b>	<b>SPA</b>	HONDA	317.5	316.5	315.5	315.5	314.5	315.5	<b>317.5</b>
93 <b>Marc MARQUEZ</b>	<b>SPA</b>	HONDA	317.5	316.5	316.5	313.5	312.6	314.5	<b>317.5</b>
10 <b>Luca MARINI</b>	<b>ITA</b>	DUCATI	316.5	316.5	315.5	314.5	314.5	315.2	<b>316.5</b>
41 <b>Aleix ESPARGARO</b>	<b>SPA</b>	APRILIA	316.5	316.5	316.5	315.5	315.5	316.1	<b>316.5</b>
42 <b>Alex RINS</b>	<b>SPA</b>	SUZUKI	316.5	315.5	315.5	315.5	315.5	315.6	<b>316.5</b>
4 <b>Andrea DOVIZIOSO</b>	<b>ITA</b>	YAMAHA	315.5	314.5	313.5	313.5	312.6	313.9	<b>315.5</b>
5 <b>Johann ZARCO</b>	<b>FRA</b>	DUCATI	314.5	314.5	314.5	313.5	313.5	313.9	<b>314.5</b>
87 <b>Remy GARDNER</b>	<b>AUS</b>	KTM	314.5	313.5	313.5	312.6	312.6	313.2	<b>314.5</b>
89 <b>Jorge MARTIN</b>	<b>SPA</b>	DUCATI	314.5	313.5	313.5	313.5	313.5	313.7	<b>314.5</b>
33 <b>Brad BINDER</b>	<b>RSA</b>	KTM	313.5	313.5	311.6	311.6	310.6	311.7	<b>313.5</b>
49 <b>Fabio DI GIANNANTONIO</b>	<b>ITA</b>	DUCATI	313.5	313.5	311.6	311.6	311.6	312.1	<b>313.5</b>
20 <b>Fabio QUARTARARO</b>	<b>FRA</b>	YAMAHA	312.6	311.6	311.6	311.6	311.6	311.8	<b>312.6</b>
25 <b>Raul FERNANDEZ</b>	<b>SPA</b>	KTM	311.6	311.6	310.6	310.6	309.6	310.8	<b>311.6</b>
21 <b>Franco MORBIDELLI</b>	<b>ITA</b>	YAMAHA	310.6	309.6	309.6	309.6	309.6	309.8	<b>310.6</b>

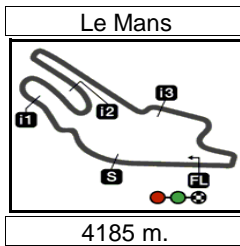
These data/results cannot be reproduced, stored and/or transmitted in whole or in part by any manner of electronic, mechanical, photocopying, recording, broadcasting or otherwise now known or herein after developed without the previous express consent by the copyright owner, except for reproduction in daily press and regular printed publications on sale to the public within 60 days of the event related to those data/results and always provided that copyright symbol appears together as follows below.

© DORNA, 2022

Official MotoGP Timing by TISSOT  
www.motogp.com



Le Mans, Friday, May 13, 2022



Results and timing service provided by TISSOT

MotoGP™

# SHARK GRAND PRIX DE FRANCE

## Free Practice Nr. 1

### Chronological Analysis of Performances

**5**

\* Lap / Sector time cancelled      **T1** Time from finish line to 1st intermediate      **T3** Time from 2nd intermed. to 3rd intermed.  
**P** Crossing the finish line in pit lane      **T2** Time from 1st intermed. to 2nd intermed.      **T4** Time from 3rd intermediate to finish line  
 \*\*Tyre data subject to further updates

Lap	Lap Time	T1	T2	T3	T4	Speed	Lap	Lap Time	T1	T2	T3	T4	Speed	
<b>1st</b>	<b>44</b>	<b>Po ESPARGARO</b> HONDA SPA						<b>Run # 2</b>	<b>Front Tyre Slick-Soft</b> <b>Rear Tyre Slick-Medium</b>					
		Repsol Honda Team							8 Laps at start					8 Laps at start
		Runs=2			Total laps=21		Full laps=15	9	7'28.600	19.414	22.352	26.157	25.032	
<b>Run # 1</b>	<b>Front Tyre</b>	<b>Slick-Soft</b>	<b>Rear Tyre</b>	<b>Slick-Medium</b>	<b>New Tyre</b>		10	<b>1'32.686</b>	21.322	21.186	25.587	24.591	313.5	
1	2'28.177	17.288	23.506	27.494	26.108		11	<b>1'34.873</b>	20.967	21.212	27.854	24.840	315.5	
2	<b>1'36.638</b>	22.176	22.274	26.812	25.376	312.6	12	<b>1'32.534</b>	21.074	21.291	25.522	24.647	315.5	
3	<b>1'33.836</b>	21.780	21.507	25.698	24.851	312.6	13	<b>1'32.171</b>	21.061	21.174	25.403	24.533	314.5	
4	<b>1'33.155</b>	21.446	21.347	25.710	24.652	312.6	14	1'39.157 P	21.078	21.228	26.338*	30.513	315.5	
5	<b>1'35.509</b>	22.224	21.857	25.784	25.644	314.5	<b>Run # 3</b>	<b>Front Tyre</b>	<b>Slick-Soft</b>	<b>Rear Tyre</b>	<b>Slick-Medium</b>			
6	<b>1'33.270</b>	21.240	21.397	25.671	24.962	311.6		14 Laps at start					14 Laps at start	
7	<b>1'32.530</b>	21.114	21.308	25.524	24.584	313.5	15	7'26.987	16.405	22.021				
8	1'44.864 P	27.019	22.967	26.073	28.805	312.6	16	1'35.074 *	21.322	23.163*	25.874	24.715	312.6	
<b>Run # 2</b>	<b>Front Tyre</b>	<b>Slick-Soft</b>	<b>Rear Tyre</b>	<b>Slick-Medium</b>	<b>New Tyre</b>		17	<b>1'32.092</b>	21.080	21.178	25.351	24.483	315.5	
	8 Laps at start						18	1'37.709 *	22.937*	21.721	27.185*	25.866	316.5	
9	7'54.971	16.014	23.183	26.450	24.956		19	<b>1'32.181</b>	21.081	21.223	25.404	24.473	315.5	
10	<b>1'33.767</b>	21.284	21.320	25.999	25.164	313.5	20	<b>1'31.880</b>	<b>20.962</b>	21.173	<b>25.332</b>	<b>24.413</b>	315.5	
11	<b>1'33.209</b>	21.147	21.234	25.573	25.255	314.5	21	1'41.366 *	24.379*	22.931	27.720	26.336	311.6	
12	<b>1'32.208</b>	21.077	21.211	25.374	24.546	313.5	<b>3rd</b>	<b>63</b>	<b>Francesco BAGNAIA</b> DUCATI ITA					
13	<b>1'36.965</b>	21.054	21.200	25.467	29.244	313.5		Ducati Lenovo Team						
14	<b>1'32.638</b>	21.186	21.243	25.513	24.696	313.5		Runs=1			Total laps=22		Full laps=17	
15	1'38.955 P	21.083	21.185	26.398*	30.289	312.6	<b>Run # 1</b>	<b>Front Tyre</b>	<b>Slick-Soft</b>	<b>Rear Tyre</b>	<b>Slick-Medium</b>	<b>New Tyre</b>	<b>New Tyre</b>	
<b>Run # 3</b>	<b>Front Tyre</b>	<b>Slick-Soft</b>	<b>Rear Tyre</b>	<b>Slick-Medium</b>	<b>New Tyre</b>			15 Laps at start					15 Laps at start	
16	6'54.647 *	17.291	23.275*	31.806	25.341		1	2'38.424	16.938	23.982				
17	<b>1'35.955</b>	22.245	22.917	26.104	24.689	314.5	2	<b>1'37.171</b>	23.099	22.007	26.254	25.811	292.4	
18	1'39.084 *	21.136	21.367	26.172*	30.409	317.5	3	1'40.169 *	22.156	21.666			306.8	
19	<b>1'32.475</b>	21.210	21.266	25.477	24.522	315.5	4	<b>1'34.968</b>	22.057	21.709	25.939	25.263	314.5	
20	<b>1'31.771</b>	<b>20.966</b>	<b>21.105</b>	<b>25.276</b>	<b>24.424</b>	316.5	5	<b>1'34.813</b>	21.900	21.865	26.097	24.951	313.5	
21	<b>1'40.172</b>	21.164	24.087	28.259	26.662	315.5	6	<b>1'33.924</b>	21.688	21.366	25.811	25.059	311.6	
<b>2nd</b>	<b>42</b>	<b>Alex RINS</b> SUZUKI SPA						7	<b>1'33.246</b>	21.633	21.258	25.579	24.776	311.6
		Team SUZUKI ECSTAR						8	<b>1'36.246</b>	22.398	22.247	26.473	25.128	314.5
		Runs=2			Total laps=21		Full laps=13	9	<b>1'33.912</b>	21.644	21.277	25.421	25.570	312.6
<b>Run # 1</b>	<b>Front Tyre</b>	<b>Slick-Soft</b>	<b>Rear Tyre</b>	<b>Slick-Medium</b>	<b>New Tyre</b>		10	<b>1'32.826</b>	21.598	21.164	25.315	24.749	314.5	
1	2'34.649	16.820	23.315	27.502	26.922		11	1'39.905 P	22.766	22.500	26.661	27.978	315.5	
2	<b>1'35.314</b>	22.151	21.560	26.489	25.114	313.5	<b>Run # 2</b>	<b>Front Tyre</b>	<b>Slick-Soft</b>	<b>Rear Tyre</b>	<b>Slick-Medium</b>	<b>New Tyre</b>	<b>11 Laps at start</b>	
3	<b>1'33.637</b>	21.700	21.334	25.837	24.766	312.6		11 Laps at start						
4	<b>1'33.056</b>	21.592	21.195	25.699	24.570	313.5	12	11'18.223	17.499	22.685	26.314	25.101		
5	<b>1'32.545</b>	21.283	<b>21.134</b>	25.539	24.589	311.6	13	<b>1'33.146</b>	21.521	21.308	25.634	24.683	314.5	
6	<b>1'32.755</b>	21.215	21.313	25.644	24.583	315.5	14	1'32.512 *	21.388	21.185	25.411	24.528*	315.5	
7	<b>1'33.097</b>	21.192	21.555	25.653	24.697	313.5	15	<b>1'33.096</b>	21.288	21.182	25.776	24.850	314.5	
8	1'41.022 P	22.773*	22.509	26.672	29.068	315.5	16	<b>1'32.678</b>	21.321	21.245	25.549	24.563	313.5	
							17	<b>1'59.485</b>	21.322	45.974	27.274	24.915	315.5	
							18	<b>1'32.440</b>	21.269	21.194	25.436	24.541	316.5	
							19	<b>1'32.341</b>	21.283	21.125	25.356	24.577	315.5	
							20	<b>1'42.934</b>	21.328	27.507	28.312	25.787	316.5	

**Fastest Lap:** Po ESPARGARO Repsol Honda Team SPA **1'31.771** 20.966 21.105 25.276 24.424

These data/results cannot be reproduced, stored and/or transmitted in whole or in part by any manner of electronic, mechanical, photocopying, recording, broadcasting or otherwise now known or herein after developed without the previous express consent by the copyright owner, except for reproduction in daily press and regular printed publications on sale to the public within 60 days of the event related to those data/results and always provided that copyright symbol appears together as follows below.  
 © DORNA, 2022



# Free Practice Nr. 1

# MotoGP

Lap	Lap Time	T1	T2	T3	T4	Speed	Lap	Lap Time	T1	T2	T3	T4	Speed
21	1'31.893	21.219	21.010	25.281	24.383	315.5	16	1'34.587	21.107	21.070	25.638	26.772	315.5
22	1'31.917	21.076	21.096	25.343	24.402	318.5	17	1'32.393	21.150	21.141	25.444	24.658	313.5
							18	1'40.333 P	20.953	23.298*	27.136	28.946	314.5

**4th 20 Fabio QUARTARARO** YAMAHA FRA  
Monster Energy Yamaha MotoGP

Runs=1 Total laps=23 Full laps=16

Run #	1	Front Tyre	Slick-Soft	Rear Tyre	Slick-Medium	Speed
			New Tyre			New Tyre
1	3'18.917	17.876	24.077	28.230	26.406	
2	1'40.645 *	22.456	21.940			306.8
3	1'34.220 *	21.678	21.558	26.158	24.826	308.7
4	1'33.330 *	21.429	21.302	25.946*	24.653	309.6
5	1'32.974	21.307	21.272	25.751	24.644	309.6
6	1'32.691	21.171	21.218	25.671	24.631	310.6
7	1'32.611	21.098	21.251	25.615	24.647	309.6
8	1'32.709	21.232	21.236	25.619	24.622	309.6
9	1'32.437	21.110	21.140	25.705	24.482	309.6
10	1'32.427	21.107	21.181	25.615	24.524	309.6
11	1'32.340	21.147	21.182	25.461	24.550	309.6
12	1'46.643 P	21.093	21.200	34.471	29.879	310.6

**Run # 2** Front Tyre Slick-Soft Rear Tyre Slick-Medium  
12 Laps at start 12 Laps at start

13	9'08.324	16.574	22.724	26.878	25.009	
14	1'33.348	21.566	21.344	25.785	24.653	311.6
15	1'32.641 *	21.224	21.220	25.544	24.653*	311.6
16	1'32.340	21.145	21.158	25.545	24.492	309.6
17	1'32.373	21.222	21.229	25.442	24.480	311.6
18	1'32.169	21.043	21.159	25.447	24.520	310.6
19	1'32.180	21.125	21.120	25.442	24.493	312.6
20	1'31.912	20.979	21.106	25.439	24.388	310.6
21	1'31.989	21.030	21.160	25.394	24.405	311.6
22	1'32.204	21.036	21.177	25.455	24.536	311.6
23	1'41.370	24.593	23.861	26.344	26.572	306.8

**5th 41 Aleix ESPARGARO** APRILIA SPA  
Aprilia Racing

Runs=2 Total laps=21 Full laps=13

Run #	1	Front Tyre	Slick-Soft	Rear Tyre	Slick-Medium	Speed
			New Tyre			New Tyre
1	2'39.092	16.798	23.423	27.276	25.765	
2	1'35.370	22.256	21.696	26.235	25.183	310.6
3	1'34.014	21.718	21.444	26.026	24.826	311.6
4	1'33.590	21.425	21.358	25.997	24.810	314.5
5	1'35.486	21.371	21.334	27.541	25.240	316.5
6	1'32.931	21.381	21.256	25.579	24.715	313.5
7	1'32.985	21.257	21.288	25.686	24.754	312.6
8	1'35.999 *	22.475*	22.381	26.325	24.818	312.6
9	1'32.578	21.102	21.115	25.530	24.831	314.5
10	1'40.995 *	24.132*	23.746	26.589	26.528	308.7
11	1'39.000 P	21.332	21.267	26.293*	30.108	314.5

**Run # 2** Front Tyre Slick-Soft Rear Tyre Slick-Medium  
11 Laps at start 11 Laps at start

12	9'59.840 *	16.728	23.693	26.844*	25.481*	
13	1'33.401	21.348	21.400	25.726	24.927	314.5
14	1'32.709	21.215	21.359	25.526	24.609	314.5
15	1'32.321 *	21.043	21.153	25.464	24.661*	316.5

**Run # 3** Front Tyre Slick-Soft Rear Tyre Slick-Medium  
18 Laps at start 18 Laps at start

19	5'27.718	16.238	22.490	26.670	24.728	
20	1'32.411	21.290	21.134	25.458	24.529	315.5
21	1'31.933	21.017	21.021	25.420	24.475	316.5

**6th 36 Joan MIR** SUZUKI SPA  
Team SUZUKI ECSTAR

Runs=2 Total laps=21 Full laps=14

**Run # 1** Front Tyre Slick-Soft Rear Tyre Slick-Medium  
New Tyre New Tyre

1	2'49.892	18.331	23.799	27.530	26.351	
2	1'36.098	22.578	21.862	26.345	25.313	307.7
3	1'34.438	21.982	21.494	25.929	25.033	314.5
4	1'33.990 *	21.849	21.323	25.964*	24.854	316.5
5	1'34.223	21.440	21.222	26.663	24.898	314.5
6	1'33.011	21.381	21.257	25.621	24.752	315.5
7	1'32.653	21.302	21.144	25.674	24.533	315.5
8	1'41.654 P	21.465*	22.360	26.908	30.921	315.5

**Run # 2** Front Tyre Slick-Soft Rear Tyre Slick-Medium  
8 Laps at start 8 Laps at start

9	8'19.486	17.012	22.309	26.814	25.351	
10	1'34.035	21.875	21.380	25.883	24.897	314.5
11	1'33.124	21.495	21.502	25.479	24.648	315.5
12	1'32.542	21.313	21.191	25.416	24.622	314.5
13	1'32.984 *	21.389	21.287	25.610*	24.698*	313.5
14	1'32.631	21.309	21.162	25.482	24.678	312.6
15	1'34.083	21.211	22.607	25.624	24.641	317.5
16	1'44.984 P	21.329	21.125			317.5

**Run # 3** Front Tyre Slick-Soft Rear Tyre Slick-Medium  
16 Laps at start 16 Laps at start

17	6'59.362	15.960	22.137	26.245	24.829	
18	1'32.768	21.574	21.218	25.535	24.441	314.5
19	1'32.221	21.282	21.086	25.383	24.470	313.5
20	1'31.942	21.219	21.058	25.216	24.449	313.5
21	1'58.767	21.182	38.008	32.820	26.757	314.5

**7th 43 Jack MILLER** DUCATI AUS  
Ducati Lenovo Team

Runs=1 Total laps=22 Full laps=17

**Run # 1** Front Tyre Slick-Soft Rear Tyre Slick-Medium  
New Tyre New Tyre

1	2'10.002	16.801	23.268	27.701	26.211	
2	1'36.060	22.428	21.931	26.428	25.273	305.8
3	1'34.360	21.892	21.648	26.037	24.783	312.6
4	1'33.168	21.455	21.383	25.543	24.787	315.5
5	1'38.824	24.278	23.470	26.273	24.803	313.5
6	1'32.881	21.438	21.332	25.570	24.541	313.5
7	1'33.078	21.395	21.346	25.600	24.737	316.5
8	1'32.616	21.418	21.199	25.478	24.521	312.6
9	1'32.586	21.360	21.197	25.565	24.464	313.5
10	1'32.345	21.304	21.138	25.370	24.533	311.6
11	1'40.163	23.906	24.144	27.268	24.845	311.6

**Fastest Lap:** Pol ESPARGARO Repsol Honda Team SPA 1'31.771 20.966 21.105 25.276 24.424

These data/results cannot be reproduced, stored and/or transmitted in whole or in part by any manner of electronic, mechanical, photocopying, recording, broadcasting or otherwise now known or herein after developed without the previous express consent by the copyright owner, except for reproduction in daily press and regular printed publications on sale to the public within 60 days of the event related to those data/results and always provided that copyright symbol appears together as follows below.  
© DORNA, 2022

Official MotoGP Timing by TISSOT  
www.motogp.com

Le Mans, Friday, May 13, 2022

Page 2 of 7





# Free Practice Nr. 1

# MotoGP

Lap	Lap Time	T1	T2	T3	T4	Speed	Lap	Lap Time	T1	T2	T3	T4	Speed
12	1'32.101	21.274	21.081	25.333	24.413	313.5	8	1'32.785	21.370	21.195	25.524	24.696	310.6
13	1'40.578 P	22.559	22.251	26.030	29.738	315.5	9	1'32.814	21.362	21.173	25.608	24.671	309.6
<b>Run # 2</b>	<b>Front Tyre</b>	<b>Slick-Soft</b>	<b>Rear Tyre</b>	<b>Slick-Medium</b>									
		13 Laps at start		13 Laps at start									
14	12'26.419	18.311	22.554	26.233	25.225		10	1'44.359 P	21.533	21.165	31.170	30.491	314.5
15	1'33.048	21.437	21.248	25.615	24.748	314.5	<b>Run # 2</b>	<b>Front Tyre</b>	<b>Slick-Soft</b>	<b>Rear Tyre</b>	<b>Slick-Medium</b>		
16	1'32.369	21.319	21.215	25.362	24.473	313.5			10 Laps at start		10 Laps at start		
17	1'35.281 *	21.161	23.099*	26.004	25.017	315.5	11	10'54.423	17.029	23.223	27.174	25.457	
18	1'31.961	21.227	21.149	25.214	24.371	313.5	12	1'34.767	22.128	21.553	26.001	25.085	309.6
19	1'31.988	21.156	21.136	25.148	24.548	315.5	13	1'33.032 *	21.453	21.141	25.692*	24.746*	309.6
20	1'34.699	21.175	21.175	25.584	26.765	316.5	14	1'32.646	21.362	21.105	25.535	24.644	310.6
21	1'36.156 *	21.180	21.178	25.913*	27.885	315.5	15	1'33.014	21.372	21.246	25.641	24.755	311.6
22	1'32.403	21.205	21.155	25.285	24.758	318.5	16	1'32.373	21.155	21.079	25.503	24.636	313.5

**8th** **12** **Maverick VIÑALES** APRILIA SPA  
Aprilia Racing  
Runs=2 Total laps=20 Full laps=13

Run #	1	Front Tyre	Slick-Soft	Rear Tyre	Slick-Medium	Speed
		New Tyre		New Tyre		
1	2'55.374	17.072	23.360	27.455	25.838	
2	1'36.044	22.375	21.873	26.475	25.321	306.8
3	1'34.006	21.635	21.548	25.926	24.897	314.5
4	1'33.223 *	21.237	21.309	25.916*	24.761	315.5
5	1'32.927	21.110	21.336	25.752	24.729	317.5
6	1'32.418	21.008	21.275	25.534	24.601	315.5
7	1'39.886 P	21.067	22.694	26.699	29.426	319.6

Run #	2	Front Tyre	Slick-Soft	Rear Tyre	Slick-Medium	Speed
		7 Laps at start		7 Laps at start		
8	7'45.789	17.547	22.677	26.807	25.397	
9	1'34.650	21.604	21.711	26.431	24.904	316.5
10	1'32.849	21.089	21.395	25.719	24.646	318.5
11	1'32.432	21.076	21.306	25.505	24.545	317.5
12	1'35.214	21.033	23.402	25.982	24.797	317.5
13	1'32.285	21.041	21.259	25.466	24.519	317.5
14	1'39.957 P	22.583	22.194	26.437	28.743	320.6

Run #	3	Front Tyre	Slick-Soft	Rear Tyre	Slick-Medium	Speed
		14 Laps at start		14 Laps at start		
15	8'03.896	17.009	23.657	26.774	25.380	
16	1'33.681	21.334	21.512	25.894	24.941	317.5
17	1'32.925	21.212	21.380	25.753	24.580	317.5
18	1'32.139	21.127	21.265	25.336	24.411	317.5
19	1'32.078	21.146	21.189	25.315	24.428	317.5
20	1'51.947 *	20.984	39.648	26.555*	24.760	320.6

**9th** **5** **Johann ZARCO** DUCATI FRA  
Pramac Racing  
Runs=1 Total laps=23 Full laps=16

Run #	1	Front Tyre	Slick-Soft	Rear Tyre	Slick-Medium	Speed
		New Tyre		New Tyre		
1	2'16.709	16.870	23.841	28.358	26.408	
2	1'37.009	22.957	21.886	26.766	25.400	306.8
3	1'35.152	21.949	21.488	26.365	25.350	303.1
4	1'33.860	21.640	21.435	25.813	24.972	313.5
5	1'33.927	21.772	21.426	25.841	24.888	312.6
6	1'33.318	21.473	21.224	25.707	24.914	312.6
7	1'33.315	21.501	21.254	25.646	24.914	312.6

Run #	2	Front Tyre	Slick-Soft	Rear Tyre	Slick-Medium	Speed
		10 Laps at start		10 Laps at start		
11	10'54.423	17.029	23.223	27.174	25.457	
12	1'34.767	22.128	21.553	26.001	25.085	309.6
13	1'33.032 *	21.453	21.141	25.692*	24.746*	309.6
14	1'32.646	21.362	21.105	25.535	24.644	310.6
15	1'33.014	21.372	21.246	25.641	24.755	311.6
16	1'32.373	21.155	21.079	25.503	24.636	313.5
17	1'32.863	21.116	21.085	25.754	24.908	313.5
18	1'38.273 *	21.333	21.914*			313.5
19	1'33.608 *	21.368	21.531	25.633	25.076	314.5
20	1'32.602 *	20.815*	21.461	25.608	24.718	312.6
21	1'32.469	21.243	21.114	25.350	24.762	313.5
22	1'32.271	21.216	21.035	25.368	24.652	312.6
23	1'32.112	21.181	21.033	25.430	24.468	314.5

**10th** **10** **Luca MARINI** DUCATI ITA  
Mooney VR46 Racing Team  
Runs=2 Total laps=19 Full laps=14

Run #	1	Front Tyre	Slick-Soft	Rear Tyre	Slick-Medium	Speed
		New Tyre		New Tyre		
1	2'10.205	16.708	23.385	27.705	26.048	
2	1'36.074	22.607	21.827	26.596	25.044	289.8
3	1'34.648	21.892	21.743	26.153	24.860	314.5
4	1'33.571	21.517	21.370	25.901	24.783	314.5
5	1'33.506	21.489	21.353	25.882	24.782	314.5
6	1'36.687	21.551	21.306	25.751	28.079	304.0
7	1'39.253 P	21.575	21.450	25.768	30.460	309.6

Run #	2	Front Tyre	Slick-Soft	Rear Tyre	Slick-Medium	Speed
		7 Laps at start		7 Laps at start		
8	9'58.542	15.574	22.372	26.762	25.163	
9	1'33.397	21.495	21.377	25.775	24.750	309.6
10	1'32.746	21.340	21.346	25.496	24.564	312.6
11	1'32.570	21.165	21.319	25.480	24.606	312.6
12	1'32.745	21.238	21.326	25.541	24.640	312.6
13	1'45.572 P	24.979*	22.629	29.588	28.376	301.2

Run #	3	Front Tyre	Slick-Soft	Rear Tyre	Slick-Medium	Speed
		13 Laps at start		13 Laps at start		
14	8'02.813	15.232	22.469	26.503	25.306	
15	1'33.274	21.482	21.346	25.744	24.702	313.5
16	1'32.576	21.205	21.225	25.572	24.574	314.5
17	1'32.128	21.125	21.137	25.483	24.383	316.5
18	1'32.142	21.076	21.113	25.397	24.556	315.5
19	1'32.377	21.067	21.254	25.525	24.531	316.5

**11th** **30** **Takaaki NAKAGAMI** HONDA JPN  
LCR Honda IDEMITSU  
Runs=2 Total laps=21 Full laps=14

Run #	1	Front Tyre	Slick-Soft	Rear Tyre	Slick-Medium	Speed
		New Tyre		New Tyre		
1	2'31.237 *	17.920	24.326	28.193*	27.402	
2	1'38.608	23.344	22.502	27.209	25.553	305.8
3	1'36.690	22.241	21.840	27.393	25.216	313.5

**Fastest Lap:** Pol ESPARGARO Repsol Honda Team SPA 1'31.771 20.966 21.105 25.276 24.424

These data/results cannot be reproduced, stored and/or transmitted in whole or in part by any manner of electronic, mechanical, photocopying, recording, broadcasting or otherwise now known or herein after developed without the previous express consent by the copyright owner, except for reproduction in daily press and regular printed publications on sale to the public within 60 days of the event related to those data/results and always provided that copyright symbol appears together as follows below.  
© DORNA, 2022



# Free Practice Nr. 1

# MotoGP

Lap	Lap Time	T1	T2	T3	T4	Speed	Lap	Lap Time	T1	T2	T3	T4	Speed
4	1'34.613	21.612	21.705	26.356	24.940	317.5	1	2'36.657	17.309	23.928	28.026	26.370	
5	1'33.734	21.710	21.450	25.877	24.697	317.5	2	1'36.513 *	22.513	22.005	26.625	25.370*	304.9
6	1'33.046	21.251	21.277	25.713	24.805	316.5	3	1'35.116	22.338	21.972	25.994	24.812	316.5
7	1'45.037 P	24.421*	24.162	26.694	29.760	316.5	4	1'33.950	21.819	21.316	26.004	24.811	317.5
<b>Run # 2</b>	<b>Front Tyre</b>	<b>Slick-Soft</b>	<b>Rear Tyre</b>	<b>Slick-Medium</b>									
	7 Laps at start			7 Laps at start									
8	7'11.745	17.679	23.511	27.674	25.845		5	1'35.773 *	21.694	21.320	26.186*	26.573	316.5
9	1'35.223	21.969	22.005	26.204	25.045	308.7	6	1'32.656	21.356	21.263	25.561	24.476	309.6
10	1'33.394	21.431	21.409	25.833	24.721	310.6	7	1'32.948	21.341	21.284	25.610	24.713	310.6
11	1'32.805	21.371	21.294	25.622	24.518	314.5	8	1'41.701 P	23.710*	22.729	26.733	28.529	308.7
	<b>Run # 2</b>	<b>Front Tyre</b>	<b>Slick-Soft</b>	<b>Rear Tyre</b>	<b>Slick-Medium</b>								
		8 Laps at start			8 Laps at start								
12	1'40.309	21.175	21.274	32.387	25.473	315.5	9	8'21.936 *	16.971	22.592	27.641	25.874*	
13	1'33.761	21.832	21.431	25.690	24.808	316.5	10	1'35.357	22.590	21.882	25.911	24.974	305.8
14	1'32.705 *	21.131	21.223	25.533*	24.818*	316.5	11	1'34.314	21.730	21.514	25.738	25.332	307.7
15	1'45.799 P	23.989	22.981	27.095*	31.734	313.5	12	1'33.677	21.679	21.443	25.720	24.835	312.6
<b>Run # 3</b>	<b>Front Tyre</b>	<b>Slick-Soft</b>	<b>Rear Tyre</b>	<b>Slick-Medium</b>									
		15 Laps at start			15 Laps at start								
16	7'23.576 *	19.006	26.504*	26.999	26.006		13	1'33.328 *	21.308	21.298	25.803*	24.919*	310.6
17	1'37.463	23.846	22.347	26.152	25.118	313.5	14	1'35.350	21.198	21.202	27.875	25.075	311.6
18	1'33.231	21.383	21.388	25.683	24.777	317.5	15	1'37.354 P	21.290	21.313	25.460	29.291	311.6
	<b>Run # 3</b>	<b>Front Tyre</b>	<b>Slick-Soft</b>	<b>Rear Tyre</b>	<b>Slick-Medium</b>								
		15 Laps at start			15 Laps at start								
19	1'32.823	21.284	21.224	25.781	24.534	318.5	16	6'47.029 *	16.621	22.967*	26.663	25.743	
20	1'32.165	21.049	21.304	25.290	24.522	318.5	17	1'35.076 *	21.961	22.346	25.533*	25.236	309.6
21	1'43.338 *	25.034*	25.621	26.536	26.147	317.5	18	1'33.148	21.521	21.430	25.547	24.650	312.6

**12th 23 Enea BASTIANINI** DUCATI ITA  
Gresini Racing MotoGP

Runs=2 Total laps=18 Full laps=11

Run #	1	Front Tyre	Slick-Soft	Rear Tyre	Slick-Medium	Speed
		New Tyre		New Tyre		
1	2'26.545	17.743	24.578	27.997	26.676	
2	1'40.470 *	23.307	23.213	26.769*	27.181	283.2
3	1'35.012	21.992	21.693	26.079	25.248	302.1
4	2'20.726 P	21.539	21.608	1'07.480*	30.099	295.9
<b>Run # 2</b>	<b>Front Tyre</b>	<b>Slick-Soft</b>	<b>Rear Tyre</b>	<b>Slick-Medium</b>		
		4 Laps at start		4 Laps at start		
5	10'20.758	17.105	23.095	26.778	25.456	
6	1'34.463	21.831	21.728	25.917	24.987	311.6
7	1'33.600	21.441	21.577	25.715	24.867	314.5
8	1'33.571	21.567	21.562	25.685	24.757	312.6
9	1'33.257	21.381	21.420	25.616	24.840	315.5
10	1'32.895	21.191	21.417	25.578	24.709	314.5
11	1'39.867 P	22.453*	21.611	26.272*	29.531	314.5
<b>Run # 3</b>	<b>Front Tyre</b>	<b>Slick-Soft</b>	<b>Rear Tyre</b>	<b>Slick-Medium</b>		
		11 Laps at start		11 Laps at start		
12	9'09.948 *	16.281	22.251	26.353*	25.500	
13	1'33.420 *	21.581*	21.563*	25.550	24.726	315.5
14	1'32.780	21.305	21.432	25.415	24.628	315.5
15	1'32.656	21.215	21.315	25.384	24.742	317.5
16	1'37.649	21.215	21.307	28.862	26.265	316.5
17	1'32.657	21.270	21.300	25.480	24.607	319.6
18	1'32.255	20.968	21.195	25.500	24.592	320.6

**13th 93 Marc MARQUEZ** HONDA SPA  
Repsol Honda Team

Runs=2 Total laps=21 Full laps=12

Run #	1	Front Tyre	Slick-Soft	Rear Tyre	Slick-Medium	Speed
		New Tyre		New Tyre		

**14th 89 Jorge MARTIN** DUCATI SPA  
Pramac Racing

Runs=2 Total laps=21 Full laps=11

Run #	1	Front Tyre	Slick-Soft	Rear Tyre	Slick-Medium	Speed
		New Tyre		New Tyre		
1	2'29.621	17.326	23.342	27.799	25.901	
2	1'36.566	22.694	22.054	26.364	25.454	307.7
3	1'34.617	21.818	21.578	26.195	25.026	313.5
4	1'33.676	21.537	21.493	25.755	24.891	312.6
5	1'35.689 *	22.694	22.149	25.697*	25.149	311.6
6	1'32.875	21.573	21.229	25.533	24.540	313.5
7	1'32.614	21.240	21.233	25.440	24.701	313.5
8	1'40.840 P	22.728*	22.324	26.502	29.286	308.7
<b>Run # 2</b>	<b>Front Tyre</b>	<b>Slick-Soft</b>	<b>Rear Tyre</b>	<b>Slick-Medium</b>		
		8 Laps at start		8 Laps at start		
9	8'01.580 *	15.231	22.227	26.439*	25.636	
10	1'33.621	21.740	21.482	25.703	24.696	310.6
11	1'33.005	21.439	21.219	25.665	24.682	312.6
12	1'32.951 *	21.326	21.265	25.695*	24.665	313.5
13	1'32.780	21.312	21.218	25.601	24.649	313.5
14	1'35.260 *	21.329	21.115	26.280*	26.536	314.5
15	1'32.992 *	21.478	21.221	25.547*	24.746*	312.6
16	1'37.507 P	21.383	21.252	25.573	29.299	312.6
<b>Run # 3</b>	<b>Front Tyre</b>	<b>Slick-Soft</b>	<b>Rear Tyre</b>	<b>Slick-Medium</b>		
		16 Laps at start		16 Laps at start		
17	6'30.134	17.019	23.325	26.391	27.808	
18	1'32.749 *	21.002*	21.430	25.616	24.701	311.6
19	1'32.743	21.363	21.192	25.581	24.607	311.6
20	1'32.491	21.285	21.174	25.449	24.583	311.6

**Fastest Lap:** Pol ESPARGARO Repsol Honda Team SPA 1'31.771 20.966 21.105 25.276 24.424

These data/results cannot be reproduced, stored and/or transmitted in whole or in part by any manner of electronic, mechanical, photocopying, recording, broadcasting or otherwise now known or herein after developed without the previous express consent by the copyright owner, except for reproduction in daily press and regular printed publications on sale to the public within 60 days of the event related to those data/results and always provided that copyright symbol appears together as follows below.  
© DORNA, 2022

Official MotoGP Timing by TISSOT  
www.motogp.com

Le Mans, Friday, May 13, 2022

Page 4 of 7



# Free Practice Nr. 1

# MotoGP

Lap	Lap Time	T1	T2	T3	T4	Speed	Lap	Lap Time	T1	T2	T3	T4	Speed
21	1'32.895	21.415	21.225	25.594	24.661	311.6	15	1'34.998	21.960	21.556	26.275	25.207	307.7
<b>15th 72 Marco BEZZECCHI</b> DUCATI ITA Mooney VR46 Racing Team							Runs=2 Total laps=21 Full laps=13						
Run #	1	Front Tyre	Slick-Soft	Rear Tyre	Slick-Medium		Run #	1	Front Tyre	Slick-Soft	Rear Tyre	Slick-Medium	
			New Tyre		New Tyre					New Tyre		New Tyre	
1	2'29.074	18.916	25.457	29.612	27.102		16	1'38.880 *	21.760	25.007*	27.339	24.774	308.7
2	1'38.881	23.192	22.601	27.423	25.665	284.1	17	1'34.642	21.479	21.511	26.771	24.881	314.5
3	1'39.030 *	22.183	21.625	28.023*	27.199	303.1	18	1'32.937	21.211	21.302	25.793	24.631	310.6
4	1'34.447	21.753	21.421	26.311	24.962	313.5	19	1'51.114	21.195	34.291	30.519	25.109	310.6
5	1'33.758	21.587	21.470	25.964	24.737	317.5	20	1'33.315	21.465	21.377	25.794	24.679	310.6
6	1'37.280 *	21.314	21.210	29.621*	25.135	318.5	21	1'40.680 P	21.315	21.200	29.236	28.929	311.6
7	1'33.112	21.412	21.312	25.685	24.703	312.6	<b>17th 49 Fabio DI GIANNANTON</b> DUCATI ITA Gresini Racing MotoGP						
8	1'40.406 P	21.489*	22.887	27.116	28.914	315.5	Runs=1 Total laps=22 Full laps=13						
Run #	2	Front Tyre	Slick-Soft	Rear Tyre	Slick-Medium		Run #	1	Front Tyre	Slick-Soft	Rear Tyre	Slick-Medium	
			8 Laps at start		8 Laps at start					New Tyre		New Tyre	
9	6'55.812	17.542	22.499	26.818	25.296		1	2'33.128 *	17.153	23.640	27.234*	27.134	
10	1'34.825	21.697	21.389	26.118	25.621	316.5	2	1'37.322	22.883	21.869	27.059	25.511	298.5
11	1'33.861	21.548	21.313	26.058	24.942	315.5	3	1'35.435	21.858	21.720	26.610	25.247	305.8
12	1'33.355	21.268	21.426	25.890	24.771	316.5	4	1'34.448	21.665	21.535	26.096	25.152	311.6
13	1'32.757	21.237	21.166	25.615	24.739	317.5	5	1'41.387 *	21.636	21.514			311.6
14	1'32.912 *	21.329	21.219	25.587*	24.777*	316.5	6	1'34.472 *	21.556	21.541	26.187	25.188	311.6
15	1'32.674	21.189	21.192	25.667	24.626	316.5	7	1'34.025	21.517	21.492	25.980	25.036	308.7
16	1'39.597 P	21.268	22.283	26.453	29.593	315.5	8	1'34.267 *	21.669*	21.489	26.182	24.927	308.7
Run #	3	Front Tyre	Slick-Soft	Rear Tyre	Slick-Medium		Run #	2	Front Tyre	Slick-Soft	Rear Tyre	Slick-Medium	
			16 Laps at start		16 Laps at start					12 Laps at start		12 Laps at start	
17	7'38.733	20.637	23.004	27.621	25.168		9	1'33.647	21.462	21.372	25.880	24.933	310.6
18	1'33.826	21.481	21.395	25.810	25.140	315.5	10	1'33.529	21.381	21.305	25.900	24.943	308.7
19	1'33.076	21.309	21.303	25.697	24.767	316.5	11	1'33.563	21.466	21.344	25.887	24.866	310.6
20	1'32.947	21.344	21.178	25.575	24.850	315.5	12	1'40.809 P	21.388	22.205	27.583	29.633	313.5
21	1'33.416	21.327	21.223	26.148	24.718	314.5	<b>18th 33 Brad BINDER</b> KTM RSA Red Bull KTM Factory Racing						
Runs=3 Total laps=21 Full laps=14							Runs=1 Total laps=23 Full laps=18						
Run #	1	Front Tyre	Slick-Soft	Rear Tyre	Slick-Medium		Run #	1	Front Tyre	Slick-Soft	Rear Tyre	Slick-Medium	
			New Tyre		New Tyre					New Tyre		New Tyre	
1	2'08.771	17.294	23.764	28.179	26.571		1	2'09.641	17.295	23.458	27.673	26.022	
2	1'37.770	22.554	22.206	26.894	26.116	306.8	2	1'39.268	22.630	21.962	26.349	28.327	290.7
3	1'35.078	22.037	21.808	26.286	24.947	315.5	3	1'33.952	21.912	21.332	25.825	24.883	302.1
4	1'34.175	21.673	21.480	26.113	24.909	313.5	4	1'33.799	21.511	21.271	25.694	25.323	307.7
5	1'34.316	21.534	21.565	26.065	25.152	313.5	5	1'36.799	21.419	24.437	25.999	24.944	311.6
6	1'33.670	21.449	21.266	26.006	24.949	311.6	6	1'32.950	21.402	21.267	25.522	24.759	306.8
7	1'43.064 P	23.638	22.640	28.006	28.780	309.6	7	1'33.181	21.199	21.290	25.791	24.901	310.6
Run #	2	Front Tyre	Slick-Soft	Rear Tyre	Slick-Medium		Run #	2	Front Tyre	Slick-Soft	Rear Tyre	Slick-Medium	
			7 Laps at start		7 Laps at start					8 Laps at start		8 Laps at start	
8	8'31.773	17.037	22.348	26.573	25.657		9	9'42.140	18.660	23.027	27.739	25.565	
9	1'34.076	21.588	21.549	26.086	24.853	309.6	10	1'35.191	22.291	21.558	26.308	25.034	304.0
10	1'33.668	21.358	21.392	26.225	24.693	310.6	11	1'34.014	21.714	21.418	25.915	24.967	306.8
11	1'33.914	21.255	21.375	26.295	24.989	311.6							
12	1'32.736	21.216	21.270	25.687	24.563	310.6							
13	1'39.189 P	22.296	21.871	26.854	28.168	312.6							
Run #	3	Front Tyre	Slick-Soft	Rear Tyre	Slick-Medium								
			13 Laps at start		13 Laps at start								
14	6'51.119	17.741	22.824	26.919	25.636								

**Fastest Lap:** Pol ESPARGARO Repsol Honda Team SPA 1'31.771 20.966 21.105 25.276 24.424

These data/results cannot be reproduced, stored and/or transmitted in whole or in part by any manner of electronic, mechanical, photocopying, recording, broadcasting or otherwise now known or herein after developed without the previous express consent by the copyright owner, except for reproduction in daily press and regular printed publications on sale to the public within 60 days of the event related to those data/results and always provided that copyright symbol appears together as follows below.  
© DORNA, 2022

Official MotoGP Timing by TISSOT  
www.motogp.com

Le Mans, Friday, May 13, 2022

Page 5 of 7



# Free Practice Nr. 1

MotoGP

Lap	Lap Time	T1	T2	T3	T4	Speed	Lap	Lap Time	T1	T2	T3	T4	Speed
12	1'34.057 *	21.392	21.369	26.078*	25.218*	311.6	8	1'41.501	24.494	24.372	27.703	24.932	295.0
13	1'33.435	21.457	21.315	25.765	24.898	308.7	9	1'33.363	21.549	21.394	25.760	24.660	306.8
14	1'38.972	21.535	21.327	28.893	27.217	309.6	10	1'33.416	21.606	21.351	25.811	24.648	304.9
15	1'36.007	21.958	21.623	27.149	25.277	307.7	11	1'38.689	21.442	21.194	30.165	25.888	308.7
16	1'36.406	21.558	21.302	25.908	27.638	310.6	12	1'38.059 P	21.558	21.481	25.854	29.166	307.7
17	1'33.182	21.535	21.316	25.615	24.716	309.6	<b>Run # 2</b> Front Tyre Slick-Soft Rear Tyre Slick-Medium						
18	1'34.109 *	21.366	21.952*	25.928	24.863	309.6	12 Laps at start 12 Laps at start						
19	1'32.974	21.508	21.326	25.528	24.612	310.6	13	7'53.111	17.140	22.367	26.373	24.946	
20	1'32.794	21.280	21.376	25.426	24.712	308.7	14	1'33.549	21.516	21.319	25.906	24.808	309.6
21	1'32.756	21.227	21.212	25.477	24.840	309.6	15	1'33.233 *	21.396	21.304	25.953*	24.580*	308.7
22	1'32.859	21.260	21.264	25.540	24.795	313.5	16	4'50.704 P	21.381	21.311	25.700	3'42.312	307.7
23	1'35.909	21.306	24.039	25.728	24.836	313.5	<b>Run # 3</b> Front Tyre Slick-Soft Rear Tyre Slick-Medium						
							New Tyre New Tyre						

**19th 73 Alex MARQUEZ** HONDA SPA  
LCR Honda CASTROL

Runs=2 Total laps=21 Full laps=13

Run #	1	Front Tyre	Slick-Soft	Rear Tyre	Slick-Medium	
		New Tyre		New Tyre		
1	2'05.244	17.056	23.780	27.734	26.441	
2	1'36.972	22.590	22.086	26.853	25.443	311.6
3	1'35.083	21.854	21.747	26.389	25.093	311.6
4	1'34.115	21.656	21.572	25.969	24.918	312.6
5	1'33.699	21.481	21.396	25.982	24.840	314.5
6	1'34.437	21.882	21.588	26.090	24.877	312.6
7	1'33.320	21.435	21.410	25.788	24.687	312.6
8	1'39.593 P	23.508	22.079	26.168	27.838	313.5

**Run # 2** Front Tyre Slick-Soft Rear Tyre Slick-Medium  
8 Laps at start 8 Laps at start

9	7'28.698	16.646	22.686	26.733	25.942	
10	1'35.898	21.845	21.642	26.269	26.142	311.6
11	1'33.652	21.551	21.373	25.758	24.970	318.5
12	1'33.277	21.263	21.411	25.840	24.763	319.6
13	1'32.835	21.228	21.268	25.680	24.659	315.5
14	1'33.708 *	21.237	21.342	25.768*	25.361*	316.5
15	1'38.301 P	21.150	21.486	27.692	27.973	313.5

**Run # 3** Front Tyre Slick-Soft Rear Tyre Slick-Medium  
15 Laps at start 15 Laps at start

16	7'08.169	16.973	23.007	26.711	25.529	
17	1'34.676 *	21.783*	21.846*	26.086	24.961	313.5
18	1'33.377	21.467	21.479	25.647	24.784	314.5
19	1'33.331	21.287	21.454	25.872	24.718	314.5
20	1'32.762	21.299	21.350	25.516	24.597	312.6
21	1'42.242 *	21.335	21.359			316.5

**20th 21 Franco MORBIDELLI** YAMAHA ITA  
Monster Energy Yamaha MotoGP

Runs=2 Total laps=21 Full laps=15

Run #	1	Front Tyre	Slick-Soft	Rear Tyre	Slick-Medium	
		New Tyre		New Tyre		
1	2'03.814	17.177	23.439	28.160	26.246	
2	1'37.113	22.888	22.106	27.004	25.115	296.7
3	1'35.351	22.038	21.626	26.618	25.069	303.1
4	1'34.215	21.814	21.468	26.118	24.815	306.8
5	1'34.137	21.689	21.433	26.176	24.839	307.7
6	1'33.777	21.780	21.444	25.836	24.717	307.7
7	1'33.905	21.661	21.470	25.923	24.851	306.8

**21st 88 Miguel OLIVEIRA** KTM POR  
Red Bull KTM Factory Racing

Runs=3 Total laps=15 Full laps=7

Run #	1	Front Tyre	Slick-Soft	Rear Tyre	Slick-Medium	
		New Tyre		New Tyre		
1	2'16.185	17.594	23.846	28.475	26.381	
2	1'37.194	22.553	22.061	26.621	25.959	302.1
3	1'35.407	21.806	21.710	26.398	25.493	306.8
4	1'38.461 *	21.970	21.573	27.093*	27.825	300.3
5	1'35.061 *	21.911*	22.028	26.147	24.975	306.8
6	1'34.328 *	21.823	21.519	25.830*	25.156	304.9
7	1'33.814	21.509	21.598	25.879	24.828	305.8
8	1'41.156 P	22.546*	23.077	27.621	27.912	305.8

**Run # 2** Front Tyre Slick-Soft Rear Tyre Slick-Medium  
8 Laps at start 8 Laps at start

9	6'29.112	17.288	22.190	27.569	29.196	
10	1'34.018	21.819	21.490	26.026	24.683	311.6
11	1'33.113	21.348	21.235	25.816	24.714	312.6
12	1'33.021	21.178	21.410	25.732	24.701	315.5
13	1'33.615 *	21.528*	21.461	25.888	24.738	319.6
unfinished 21.204 21.264 312.6						

**Run # 3** Front Tyre Slick-Soft Rear Tyre Slick-Hard  
New Tyre New Tyre

unfinished 20.347					
-------------------	--	--	--	--	--

**22nd 87 Remy GARDNER** KTM AUS  
Tech3 KTM Factory Racing

Runs=2 Total laps=19 Full laps=13

Run #	1	Front Tyre	Slick-Soft	Rear Tyre	Slick-Medium	
		New Tyre		New Tyre		
1	2'26.714	18.243	24.676	29.054	26.543	
2	1'38.662	23.414	22.351	27.349	25.548	284.1
3	1'36.007	22.370	21.631	26.852	25.154	306.8
4	2'05.338 P	27.764	26.631			228.1
<b>Run # 2</b> Front Tyre Slick-Soft Rear Tyre Slick-Medium						
4 Laps at start 4 Laps at start						
5	7'26.219	18.520	23.294	28.029	29.005	

**Fastest Lap:** Pol ESPARGARO Repsol Honda Team SPA 1'31.771 20.966 21.105 25.276 24.424

These data/results cannot be reproduced, stored and/or transmitted in whole or in part by any manner of electronic, mechanical, photocopying, recording, broadcasting or otherwise now known or herein after developed without the previous express consent by the copyright owner, except for reproduction in daily press and regular printed publications on sale to the public within 60 days of the event related to those data/results and always provided that copyright symbol appears together as follows below.  
© DORNA, 2022





# Free Practice Nr. 1

MotoGP

Lap	Lap Time	T1	T2	T3	T4	Speed	Lap	Lap Time	T1	T2	T3	T4	Speed
6	1'36.767	22.520	21.839	27.207	25.201	296.7	<b>Run # 2</b>	<i>Front Tyre</i> Slick-Soft	<i>Rear Tyre</i> Slick-Medium	<b>8 Laps at start</b>			
7	1'34.998	21.966	21.621	26.330	25.081	305.8	9	10'17.134 *	18.518	46.002	36.399*	29.444*	
8	1'34.144	21.767	21.498	26.059	24.820	309.6	10	1'38.988	23.300	22.653	27.156	25.879	298.5
9	1'34.354	21.659	21.393	26.401	24.901	310.6	11	1'36.588	22.315	22.204	26.637	25.432	304.9
10	1'33.843	21.484	21.375	26.036	24.948	313.5	12	1'36.508 *	22.111	22.013	26.630*	25.754*	304.9
11	1'33.546	21.385	21.386	25.971	24.804	314.5	13	1'35.311	21.955	21.469	26.409	25.478	306.8
12	1'48.413 P	23.895	23.872	29.665	30.981	312.6	14	1'35.804	22.059	21.887	26.353	25.505	310.6
<b>Run # 3</b>	<i>Front Tyre</i> Slick-Soft	<i>Rear Tyre</i> Slick-Medium	<b>12 Laps at start</b>		<b>12 Laps at start</b>		15	1'39.828 P	22.034	21.922	26.444	29.428	311.6
13	9'32.913	24.793	26.535	29.516	30.641		<b>Run # 3</b>	<i>Front Tyre</i> Slick-Soft	<i>Rear Tyre</i> Slick-Medium	<b>15 Laps at start</b>			
14	1'35.584	22.046	21.767	26.503	25.268	305.8	16	7'41.540	19.288	24.450	27.646	25.897	
15	1'38.695	21.642	21.429	26.151	29.473	309.6	17	1'35.339	21.882	22.036	26.190	25.231	311.6
16	1'33.807	21.552	21.480	25.954	24.821	313.5	18	1'34.624	21.620	21.500	26.213	25.291	317.5
17	1'38.257	21.350	25.911	26.127	24.869	312.6	19	1'38.541	21.839	25.298	26.211	25.193	313.5
18	1'33.962 *	21.491	21.289	26.095*	25.087	311.6							
19	1'33.302	21.449	21.308	25.879	24.666	312.6							

**23rd 25** Raul FERNANDEZ KTM SPA  
Tech3 KTM Factory Racing

Runs=2 Total laps=16 Full laps=13

Run #	1	Front Tyre	Slick-Soft	Rear Tyre	Slick-Medium
		**	New Tyre	**	New Tyre
1	2'18.862 *	17.016	23.603	28.403*	26.901
2	1'39.643	23.128	23.227	27.521	25.767 287.3
3	1'36.051	22.239	21.962	26.405	25.445 303.1
4	1'35.506	21.776	21.889	26.600	25.241 307.7
5	1'35.232	21.961	21.759	26.153	25.359 304.9
6	1'40.481	21.631	21.667	31.484	25.699 307.7
7	1'34.692	21.636	21.841	25.955	25.260 310.6
8	1'40.439 *	23.660*	22.845	28.728	25.206 308.7
9	1'34.313	21.524	21.673	26.029	25.087 309.6
10	1'34.151	21.349	21.677	26.093	25.032 311.6
11	1'45.231 P	25.472*	23.142	27.378	29.239 301.2
<b>Run # 2</b>	<i>Front Tyre</i> missing data	<i>Rear Tyre</i> missing data			
	**	**	<b>Laps at start</b>		
unfinished	17.811	22.901			
<b>Run # 3</b>	<i>Front Tyre</i> Slick-Soft	<i>Rear Tyre</i> Slick-Medium			
	**	**	<b>New Tyre</b>		
12	1'39.804	17.806	25.594	28.575	27.829
13	1'36.409	22.050	22.240	26.812	25.307 306.8
14	1'35.516	21.746	22.298	26.229	25.243 311.6
15	1'37.236	21.579	23.011	26.938	25.708 310.6

**24th 40** Darryn BINDER YAMAHA RSA  
WithU Yamaha RNF MotoGP Team

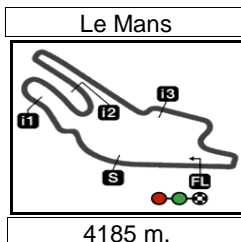
Runs=2 Total laps=19 Full laps=12

Run #	1	Front Tyre	Slick-Soft	Rear Tyre	Slick-Medium
		**	New Tyre	**	New Tyre
1	2'11.458	17.341	23.765	28.174	26.661
2	1'39.201	23.387	22.351	27.506	25.957 292.4
3	1'38.058	22.639	22.479	27.134	25.806 305.8
4	1'36.894	22.483	21.891	26.623	25.897 287.3
5	1'36.619 *	22.634*	21.939	26.571	25.475 307.7
6	1'35.980	22.208	21.678	26.521	25.573 300.3
7	1'36.009	22.299	21.817	26.517	25.376 309.6
8	1'41.628 P	23.341	22.177	27.034	29.076 308.7

**Fastest Lap:** Pol ESPARGARO Repsol Honda Team SPA 1'31.771 20.966 21.105 25.276 24.424

These data/results cannot be reproduced, stored and/or transmitted in whole or in part by any manner of electronic, mechanical, photocopying, recording, broadcasting or otherwise now known or herein after developed without the previous express consent by the copyright owner, except for reproduction in daily press and regular printed publications on sale to the public within 60 days of the event related to those data/results and always provided that copyright symbol appears together as follows below.  
© DORNA, 2022





Results and timing service provided by **TISSOT**

**MotoGP™**

# SHARK GRAND PRIX DE FRANCE

## Free Practice Nr. 1

### Best Partial Times

*IT* Ideal Lap Time, sum of the best partial times

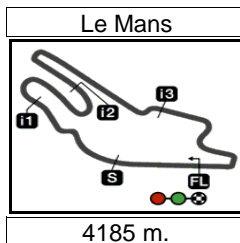
*BT* Best Lap Time

T1		T2		T3		T4				IT		BT
Pos	Rider	Time	Rider	Time	Rider	Time	Rider	Time	Pos	Rider	IT	BT
1	A.ESPARGARO	20.953	F.BAGNAIA	21.010	J.MILLER	25.148	J.MILLER	24.371	1	F.BAGNAIA	1'31.750	1'31.893 (3)
2	A.RINS	20.962	A.ESPARGARO	21.021	J.MIR	25.216	L.MARINI	24.383	2	J.MILLER	1'31.756	1'31.961 (7)
3	P.ESPARGARO	20.966	J.ZARCO	21.033	P.ESPARGARO	25.276	F.BAGNAIA	24.383	3	P.ESPARGAR	1'31.771	1'31.771 (1)
4	E.BASTIANINI	20.968	J.MIR	21.058	F.BAGNAIA	25.281	F.QUARTARARO	24.388	4	A.RINS	1'31.841	1'31.880 (2)
5	F.QUARTARARO	20.979	J.MILLER	21.081	T.NAKAGAMI	25.290	M.VIÑALES	24.411	5	F.QUARTARAR	1'31.867	1'31.912 (4)
6	M.VIÑALES	20.984	P.ESPARGARO	21.105	M.VIÑALES	25.315	A.RINS	24.413	6	A.ESPARGAR	1'31.869	1'31.933 (5)
7	T.NAKAGAMI	21.049	F.QUARTARARO	21.106	A.RINS	25.332	P.ESPARGARO	24.424	7	J.MIR	1'31.897	1'31.942 (6)
8	L.MARINI	21.067	L.MARINI	21.113	M.MARQUEZ	25.339	J.MIR	24.441	8	M.VIÑALES	1'31.899	1'32.078 (8)
9	F.BAGNAIA	21.076	J.MARTIN	21.115	J.ZARCO	25.350	J.ZARCO	24.468	9	L.MARINI	1'31.960	1'32.128 (10)
10	J.ZARCO	21.116	A.RINS	21.134	E.BASTIANINI	25.384	M.MARQUEZ	24.472	10	J.ZARCO	1'31.967	1'32.112 (9)
11	F.DI GIANNANTO	21.134	M.MARQUEZ	21.145	F.QUARTARARO	25.394	A.ESPARGARO	24.475	11	T.NAKAGAMI	1'32.080	1'32.165 (11)
12	A.MARQUEZ	21.150	M.BEZZECCHI	21.166	L.MARINI	25.397	T.NAKAGAMI	24.518	12	M.MARQUEZ	1'32.132	1'32.266 (13)
13	J.MILLER	21.156	M.VIÑALES	21.189	A.ESPARGARO	25.420	J.MARTIN	24.540	13	E.BASTIANINI	1'32.139	1'32.255 (12)
14	M.MARQUEZ	21.176	F.MORBIDELLI	21.194	B.BINDER	25.426	A.DOVIZIOSO	24.563	14	J.MARTIN	1'32.335	1'32.491 (14)
15	M.OLIVEIRA	21.178	E.BASTIANINI	21.195	J.MARTIN	25.440	E.BASTIANINI	24.592	15	B.BINDER	1'32.449	1'32.756 (18)
16	J.MIR	21.182	A.DOVIZIOSO	21.200	A.MARQUEZ	25.516	A.MARQUEZ	24.597	16	A.MARQUEZ	1'32.531	1'32.762 (19)
17	M.BEZZECCHI	21.189	B.BINDER	21.212	M.BEZZECCHI	25.575	B.BINDER	24.612	17	M.BEZZECCHI	1'32.556	1'32.674 (15)
18	A.DOVIZIOSO	21.195	T.NAKAGAMI	21.223	F.DI GIANNANTO	25.635	M.BEZZECCHI	24.626	18	A.DOVIZIOSO	1'32.645	1'32.736 (16)
19	B.BINDER	21.199	F.DI GIANNANTO	21.224	A.DOVIZIOSO	25.687	F.MORBIDELLI	24.639	19	F.DI GIANNAN	1'32.699	1'32.755 (17)
20	J.MARTIN	21.240	M.OLIVEIRA	21.235	F.MORBIDELLI	25.700	R.GARDNER	24.666	20	M.OLIVEIRA	1'32.828	1'33.021 (21)
21	R.FERNANDEZ	21.349	A.MARQUEZ	21.268	M.OLIVEIRA	25.732	M.OLIVEIRA	24.683	21	F.MORBIDELLI	1'32.894	1'32.937 (20)
22	R.GARDNER	21.350	R.GARDNER	21.289	R.GARDNER	25.879	F.DI GIANNANTO	24.706	22	R.GARDNER	1'33.184	1'33.302 (22)
23	F.MORBIDELLI	21.361	D.BINDER	21.469	R.FERNANDEZ	25.955	R.FERNANDEZ	25.032	23	R.FERNANDEZ	1'34.003	1'34.151 (23)
24	D.BINDER	21.620	R.FERNANDEZ	21.667	D.BINDER	26.190	D.BINDER	25.193	24	D.BINDER	1'34.472	1'34.624 (24)

These data/results cannot be reproduced, stored and/or transmitted in whole or in part by any manner of electronic, mechanical, photocopying, recording, broadcasting or otherwise now known or herein after developed without the previous express consent by the copyright owner, except for reproduction in daily press and regular printed publications on sale to the public within 60 days of the event related to those data/results and always provided that copyright symbol appears together as follows below.  
© DORNA, 2022

Official MotoGP Timing by **TISSOT**  
www.motogp.com





Results and timing service provided by TISSOT

**MotoGP™**

## SHARK GRAND PRIX DE FRANCE

### Free Practice Nr. 1

### Fastest Laps Sequence

<i>Practice Time</i>	<i>Rider</i>	<i>Nation</i>	<i>Motorcycle</i>	<i>Time</i>	<i>Km/h</i>	<i>Rider's Lap</i>
3'40.927	21 Franco MORBIDELLI	ITA	YAMAHA	1'37.113	155.1	2
3'42.216	73 Alex MARQUEZ	SPA	HONDA	1'36.972	155.3	2
3'46.062	43 Jack MILLER	AUS	DUCATI	1'36.060	156.8	2
4'09.963	42 Alex RINS	SPA	SUZUKI	1'35.314	158.0	2
5'17.299	73 Alex MARQUEZ	SPA	HONDA	1'35.083	158.4	3
5'20.422	43 Jack MILLER	AUS	DUCATI	1'34.360	159.6	3
5'22.861	33 Brad BINDER	RSA	KTM	1'33.952	160.3	3
5'38.651	44 Pol ESPARGARO	SPA	HONDA	1'33.836	160.5	3
5'43.600	42 Alex RINS	SPA	SUZUKI	1'33.637	160.8	3
6'53.590	43 Jack MILLER	AUS	DUCATI	1'33.168	161.7	4
7'11.806	44 Pol ESPARGARO	SPA	HONDA	1'33.155	161.7	4
7'16.656	42 Alex RINS	SPA	SUZUKI	1'33.056	161.9	4
8'49.201	42 Alex RINS	SPA	SUZUKI	1'32.545	162.7	5
10'43.992	12 Maverick VIÑALES	SPA	APRILIA	1'32.418	163.0	6
16'15.920	43 Jack MILLER	AUS	DUCATI	1'32.345	163.1	10
18'55.301	20 Fabio QUARTARARO	FRA	YAMAHA	1'32.340	163.1	11
19'28.184	43 Jack MILLER	AUS	DUCATI	1'32.101	163.5	12
39'30.249	42 Alex RINS	SPA	SUZUKI	1'32.092	163.5	17
39'47.840	43 Jack MILLER	AUS	DUCATI	1'31.961	163.8	18
40'37.231	20 Fabio QUARTARARO	FRA	YAMAHA	1'31.912	163.9	20
44'12.019	42 Alex RINS	SPA	SUZUKI	1'31.880	163.9	20
44'14.624	44 Pol ESPARGARO	SPA	HONDA	1'31.771	164.1	20

These data/results cannot be reproduced, stored and/or transmitted in whole or in part by any manner of electronic, mechanical, photocopying, recording, broadcasting or otherwise now known or herein after developed without the previous express consent by the copyright owner, except for reproduction in daily press and regular printed publications on sale to the public within 60 days of the event related to those data/results and always provided that copyright symbol appears together as follows below.

© DORNA, 2022

Official MotoGP Timing by TISSOT  
www.motogp.com

Le Mans, Friday, May 13, 2022

