

4185 m.

## SHARK GRAND PRIX DE FRANCE

## Free Practice Nr. 2

## Classification

6

	Rider	Nation	Team	Motorcycle	Time	Lap Total	Gap	Top Speed
1	23 Enea BASTIANINI	ITA	Gresini Racing MotoGP	DUCATI	<b>1'31.148</b>	16 16		<b>316.5</b>
2	41 Aleix ESPARGARO	SPA	Aprilia Racing	APRILIA	<b>1'31.350</b>	19 19	0.202 0.202	<b>317.5</b>
3	42 Alex RINS	SPA	Team SUZUKI ECSTAR	SUZUKI	<b>1'31.445</b>	21 21	0.297 0.095	<b>318.5</b>
4	5 Johann ZARCO	FRA	Pramac Racing	DUCATI	<b>1'31.508</b>	17 17	0.360 0.063	<b>316.5</b>
5	63 Francesco BAGNAIA	ITA	Ducati Lenovo Team	DUCATI	<b>1'31.635</b>	8 17	0.487 0.127	<b>318.5</b>
6	20 Fabio QUARTARARO	FRA	Monster Energy Yamaha MotoGP	YAMAHA	<b>1'31.640</b>	6 21	0.492 0.005	<b>313.5</b>
7	33 Brad BINDER	RSA	Red Bull KTM Factory Racing	KTM	<b>1'31.657</b>	18 18	0.509 0.017	<b>317.5</b>
8	36 Joan MIR	SPA	Team SUZUKI ECSTAR	SUZUKI	<b>1'31.666</b>	14 16	0.518 0.009	<b>317.5</b>
9	89 Jorge MARTIN	SPA	Pramac Racing	DUCATI	<b>1'31.912</b>	20 20	0.764 0.246	<b>318.5</b>
10	43 Jack MILLER	AUS	Ducati Lenovo Team	DUCATI	<b>1'31.914</b>	17 17	0.766 0.002	<b>314.5</b>
11	21 Franco MORBIDELLI	ITA	Monster Energy Yamaha MotoGP	YAMAHA	<b>1'32.025</b>	19 19	0.877 0.111	<b>311.6</b>
12	12 Maverick VIÑALES	SPA	Aprilia Racing	APRILIA	<b>1'32.051</b>	19 19	0.903 0.026	<b>318.5</b>
13	44 Pol ESPARGARO	SPA	Repsol Honda Team	HONDA	<b>1'32.076</b>	5 21	0.928 0.025	<b>319.6</b>
14	93 Marc MARQUEZ	SPA	Repsol Honda Team	HONDA	<b>1'32.153</b>	13 20	1.005 0.077	<b>315.5</b>
15	49 Fabio DI GIANNANTONIO	ITA	Gresini Racing MotoGP	DUCATI	<b>1'32.275</b>	7 17	1.127 0.122	<b>317.5</b>
16	72 Marco BEZZECCHI	ITA	Mooney VR46 Racing Team	DUCATI	<b>1'32.314</b>	7 17	1.166 0.039	<b>316.5</b>
17	10 Luca MARINI	ITA	Mooney VR46 Racing Team	DUCATI	<b>1'32.416</b>	15 18	1.268 0.102	<b>314.5</b>
18	73 Alex MARQUEZ	SPA	LCR Honda CASTROL	HONDA	<b>1'32.505</b>	15 18	1.357 0.089	<b>316.5</b>
19	4 Andrea DOVIZIOSO	ITA	WithU Yamaha RNF MotoGP Tea	YAMAHA	<b>1'32.536</b>	14 20	1.388 0.031	<b>315.5</b>
20	88 Miguel OLIVEIRA	POR	Red Bull KTM Factory Racing	KTM	<b>1'32.695</b>	18 18	1.547 0.159	<b>317.5</b>
21	87 Remy GARDNER	AUS	Tech3 KTM Factory Racing	KTM	<b>1'32.737</b>	5 17	1.589 0.042	<b>315.5</b>
22	30 Takaaki NAKAGAMI	JPN	LCR Honda IDEMITSU	HONDA	<b>1'33.397</b>	14 18	2.249 0.660	<b>320.6</b>
23	25 Raul FERNANDEZ	SPA	Tech3 KTM Factory Racing	KTM	<b>1'33.557</b>	17 19	2.409 0.160	<b>312.6</b>
24	40 Darryn BINDER	RSA	WithU Yamaha RNF MotoGP Tea	YAMAHA	<b>1'33.561</b>	16 16	2.413 0.004	<b>313.5</b>

Practice condition: Dry

Air: 21°

Humidity: 40%

Ground: 32°

<b>Fastest Lap:</b>	Lap: 16	<b>Enea BASTIANINI</b>	<b>1'31.148</b>	165.2 Km/h
<b>Best Race Lap:</b>	2017	<b>Maverick VIÑALES</b>	<b>1'32.309</b>	163.2 Km/h
<b>All Time Lap Record:</b>	2022	<b>Enea BASTIANINI</b>	<b>1'31.148</b>	165.2 Km/h

The results are provisional until the end of the limit for protest and appeals.

Time limit for protest expires 30' after publication of the results - ..... Time: .....

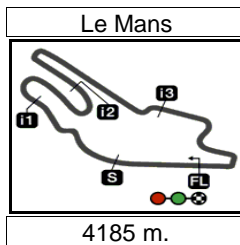
These data/results cannot be reproduced, stored and/or transmitted in whole or in part by any manner of electronic, mechanical, photocopying, recording, broadcasting or otherwise now known or herein after developed without the previous express consent by the copyright owner, except for reproduction in daily press and regular printed publications on sale to the public within 60 days of the event related to those data/results and always provided that copyright symbol appears together as follows below.

© DORNA, 2022

Official MotoGP Timing by TISSOT  
www.motogp.com

Le Mans, Friday, May 13, 2022





Results and timing service provided by TISSOT

MotoGP™

## SHARK GRAND PRIX DE FRANCE

### Free Practice Nr. 2

### Combined Free Practice Times

7

	Rider	Nation	Team	MOTORCYCLE	FP1	FP2	Gap
1	23 <b>E.BASTIANINI</b>	ITA	Gresini Racing MotoGP	DUCATI	1'32.255 18	<b>1'31.148</b> 16	
2	41 <b>A.ESPARGARO</b>	SPA	Aprilia Racing	APRILIA	1'31.933 21	<b>1'31.350</b> 19	0.202 0.202
3	42 <b>A.RINS</b>	SPA	Team SUZUKI ECSTAR	SUZUKI	1'31.880 20	<b>1'31.445</b> 21	0.297 0.095
4	5 <b>J.ZARCO</b>	FRA	Pramac Racing	DUCATI	1'32.112 23	<b>1'31.508</b> 17	0.360 0.063
5	63 <b>F.BAGNAIA</b>	ITA	Ducati Lenovo Team	DUCATI	1'31.893 21	<b>1'31.635</b> 8	0.487 0.127
6	20 <b>F.QUARTARARO</b>	FRA	Monster Energy Yamaha MotoGP	YAMAHA	1'31.912 20	<b>1'31.640</b> 6	0.492 0.005
7	33 <b>B.BINDER</b>	RSA	Red Bull KTM Factory Racing	KTM	1'32.756 21	<b>1'31.657</b> 18	0.509 0.017
8	36 <b>J.MIR</b>	SPA	Team SUZUKI ECSTAR	SUZUKI	1'31.942 20	<b>1'31.666</b> 14	0.518 0.009
9	44 <b>P.ESPARGARO</b>	SPA	Repsol Honda Team	HONDA	<b>1'31.771</b> 20	1'32.076 5	0.623 0.105
10	89 <b>J.MARTIN</b>	SPA	Pramac Racing	DUCATI	1'32.491 20	<b>1'31.912</b> 20	0.764 0.141
11	43 <b>J.MILLER</b>	AUS	Ducati Lenovo Team	DUCATI	1'31.961 18	<b>1'31.914</b> 17	0.766 0.002
12	21 <b>F.MORBIDELLI</b>	ITA	Monster Energy Yamaha MotoGP	YAMAHA	1'32.937 20	<b>1'32.025</b> 19	0.877 0.111
13	12 <b>M.VIÑALES</b>	SPA	Aprilia Racing	APRILIA	1'32.078 19	<b>1'32.051</b> 19	0.903 0.026
14	10 <b>L.MARINI</b>	ITA	Mooney VR46 Racing Team	DUCATI	<b>1'32.128</b> 17	1'32.416 15	0.980 0.077
15	93 <b>M.MARQUEZ</b>	SPA	Repsol Honda Team	HONDA	1'32.266 21	<b>1'32.153</b> 13	1.005 0.025
16	30 <b>T.NAKAGAMI</b>	JPN	LCR Honda IDEMITSU	HONDA	<b>1'32.165</b> 20	1'33.397 14	1.017 0.012
17	49 <b>F.DI GIANNANTO</b>	ITA	Gresini Racing MotoGP	DUCATI	1'32.755 21	<b>1'32.275</b> 7	1.127 0.110
18	72 <b>M.BEZZECCHI</b>	ITA	Mooney VR46 Racing Team	DUCATI	1'32.674 15	<b>1'32.314</b> 7	1.166 0.039
19	73 <b>A.MARQUEZ</b>	SPA	LCR Honda CASTROL	HONDA	1'32.762 20	<b>1'32.505</b> 15	1.357 0.191
20	4 <b>A.DOVIZIOSO</b>	ITA	WithU Yamaha RNF MotoGP Team	YAMAHA	1'32.736 12	<b>1'32.536</b> 14	1.388 0.031
21	88 <b>M.OLIVEIRA</b>	POR	Red Bull KTM Factory Racing	KTM	1'33.021 12	<b>1'32.695</b> 18	1.547 0.159
22	87 <b>R.GARDNER</b>	AUS	Tech3 KTM Factory Racing	KTM	1'33.302 19	<b>1'32.737</b> 5	1.589 0.042
23	25 <b>R.FERNANDEZ</b>	SPA	Tech3 KTM Factory Racing	KTM	1'34.151 10	<b>1'33.557</b> 17	2.409 0.820
24	40 <b>D.BINDER</b>	RSA	WithU Yamaha RNF MotoGP Team	YAMAHA	1'34.624 18	<b>1'33.561</b> 16	2.413 0.004

<b>Pole Position Record:</b>	2018	<b>Johann ZARCO</b>	<b>1'31.185</b>	165.2 Km/h
<b>Best Race Lap:</b>	2017	<b>Maverick VIÑALES</b>	<b>1'32.309</b>	163.2 Km/h
<b>All Time Lap Record:</b>	2022	<b>Enea BASTIANINI</b>	<b>1'31.148</b>	165.2 Km/h

The results are provisional until the end of the limit for protest and appeals.

Time limit for protest expires 60' after publication of the results - ..... Time: .....

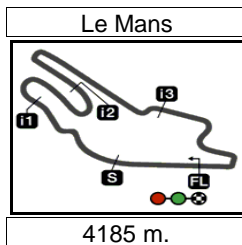
These data/results cannot be reproduced, stored and/or transmitted in whole or in part by any manner of electronic, mechanical, photocopying, recording, broadcasting or otherwise now known or herein after developed without the previous express consent by the copyright owner, except for reproduction in daily press and regular printed publications on sale to the public within 60 days of the event related to those data/results and always provided that copyright symbol appears together as follows below.

© DORNA, 2022

Official MotoGP Timing by TISSOT  
www.motogp.com

Le Mans, Friday, May 13, 2022





Results and timing service provided by **TISSOT**

**MotoGP™**

**SHARK GRAND PRIX DE FRANCE**

**Free Practice Nr. 2**

**Top Speed & Average**

**8**



Rider	Nation	Motorcycle	Top 5 speeds					Average	Top
30 Takaaki NAKAGAMI	JPN	HONDA	320.6	319.6	318.5	317.5	315.5	317.5	320.6
44 Pol ESPARGARO	SPA	HONDA	319.6	319.6	318.5	318.5	317.5	318.4	319.6
12 Maverick VIÑALES	SPA	APRILIA	318.5	318.5	317.5	317.5	316.5	317.3	318.5
42 Alex RINS	SPA	SUZUKI	318.5	317.5	317.5	317.5	316.5	317.3	318.5
63 Francesco BAGNAIA	ITA	DUCATI	318.5	318.5	316.5	316.5	316.5	317.2	318.5
89 Jorge MARTIN	SPA	DUCATI	318.5	318.5	316.5	315.5	315.5	316.7	318.5
33 Brad BINDER	RSA	KTM	317.5	314.5	312.6	311.6	311.6	313.2	317.5
36 Joan MIR	SPA	SUZUKI	317.5	315.5	314.5	313.5	313.5	314.7	317.5
41 Aleix ESPARGARO	SPA	APRILIA	317.5	316.5	316.5	316.5	316.5	316.7	317.5
49 Fabio DI GIANNANTONIO	ITA	DUCATI	317.5	316.5	316.5	315.5	314.5	315.8	317.5
88 Miguel OLIVEIRA	POR	KTM	317.5	315.5	314.5	312.6	312.6	314.5	317.5
5 Johann ZARCO	FRA	DUCATI	316.5	315.5	314.5	314.5	314.5	315.1	316.5
23 Enea BASTIANINI	ITA	DUCATI	316.5	316.5	315.5	315.5	315.5	315.8	316.5
72 Marco BEZZECCHI	ITA	DUCATI	316.5	316.5	315.5	315.5	315.5	315.9	316.5
73 Alex MARQUEZ	SPA	HONDA	316.5	316.5	316.5	315.5	315.5	316.1	316.5
4 Andrea DOVIZIOSO	ITA	YAMAHA	315.5	315.5	314.5	311.6	310.6	313.5	315.5
87 Remy GARDNER	AUS	KTM	315.5	313.5	311.6	311.6	311.6	312.8	315.5
93 Marc MARQUEZ	SPA	HONDA	315.5	315.5	314.5	314.5	313.5	314.7	315.5
10 Luca MARINI	ITA	DUCATI	314.5	313.5	313.5	313.5	312.6	313.3	314.5
43 Jack MILLER	AUS	DUCATI	314.5	314.5	314.5	314.5	314.5	314.5	314.5
20 Fabio QUARTARARO	FRA	YAMAHA	313.5	313.5	313.5	312.6	312.6	313.0	313.5
40 Darryn BINDER	RSA	YAMAHA	313.5	313.5	312.6	312.6	312.6	313.0	313.5
25 Raul FERNANDEZ	SPA	KTM	312.6	312.6	311.6	311.6	310.6	311.5	312.6
21 Franco MORBIDELLI	ITA	YAMAHA	311.6	310.6	309.6	309.6	309.6	310.0	311.6

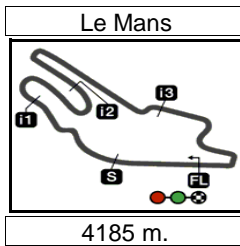
These data/results cannot be reproduced, stored and/or transmitted in whole or in part by any manner of electronic, mechanical, photocopying, recording, broadcasting or otherwise now known or herein after developed without the previous express consent by the copyright owner, except for reproduction in daily press and regular printed publications on sale to the public within 60 days of the event related to those data/results and always provided that copyright symbol appears together as follows below.

© DORNA, 2022

Official MotoGP Timing by TISSOT  
www.motogp.com



Le Mans, Friday, May 13, 2022



Results and timing service provided by TISSOT

MotoGP™

# SHARK GRAND PRIX DE FRANCE

## Free Practice Nr. 2

### Chronological Analysis of Performances

9

\* Lap / Sector time cancelled      **T1** Time from finish line to 1st intermediate      **T3** Time from 2nd intermed. to 3rd intermed.  
**P** Crossing the finish line in pit lane      **T2** Time from 1st intermed. to 2nd intermed.      **T4** Time from 3rd intermediate to finish line  
**\*\*** Tyre data subject to further updates

Lap	Lap Time	T1	T2	T3	T4	Speed	Lap	Lap Time	T1	T2	T3	T4	Speed
<b>1st 23 Enea BASTIANINI</b> DUCATI ITA Gresini Racing MotoGP													
Runs=2 Total laps=16 Full laps=7													
<b>Run #</b>	<b>1</b>	<b>Front Tyre</b>	<b>Slick-Medium</b>	<b>Rear Tyre</b>	<b>Slick-Medium</b>		<b>Run #</b>	<b>3</b>	<b>Front Tyre</b>	<b>Slick-Medium</b>	<b>Rear Tyre</b>	<b>Slick-Soft</b>	
		<b>New Tyre</b>		<b>New Tyre</b>					<b>New Tyre</b>		<b>New Tyre</b>		
1	3'22.437	16.305	22.951	26.802	25.659		15	9'28.580	18.034	22.079	26.226	24.806	
2	<b>1'34.367</b>	21.799	21.702	25.953	24.913	313.5	16	<b>1'31.574</b>	21.098	20.902	25.288	24.286	315.5
3	<b>1'32.713</b>	21.275	21.276	25.459	24.703	313.5	17	1'37.542 *	23.657 *	22.536	26.591	24.758	316.5
4	1'34.778 *	22.111	21.604	25.754 *	25.309	315.5	18	1'34.895 *	22.308 *	22.050	26.030	24.507	317.5
5	1'33.927 *	21.099	21.256 *	26.832	24.740	315.5	19	<b>1'31.350</b>	20.950	20.918	25.190	24.292	316.5
6	<b>1'32.232</b>	21.109	21.159	25.419	24.545	316.5							
7	1'36.333 P	21.671	21.906	26.794 *	25.962	316.5							
<b>3rd 42 Alex RINS</b> SUZUKI SPA Team SUZUKI ECSTAR													
Runs=2 Total laps=21 Full laps=12													
<b>Run #</b>	<b>1</b>	<b>Front Tyre</b>	<b>Slick-Medium</b>	<b>Rear Tyre</b>	<b>Slick-Medium</b>		<b>Run #</b>	<b>1</b>	<b>Front Tyre</b>	<b>Slick-Medium</b>	<b>Rear Tyre</b>	<b>Slick-Medium</b>	
		<b>New Tyre</b>		<b>New Tyre</b>					<b>New Tyre</b>		<b>New Tyre</b>		
8	10'51.767	17.789	22.200	25.782	24.987		1	2'49.722	16.348	22.672	26.573	25.161	
9	<b>1'38.305</b>	21.213	21.250	31.060	24.782	310.6	2	<b>1'33.074</b>	21.227	21.330	25.835	24.682	315.5
10	<b>1'32.183</b>	21.058	21.147	25.476	24.502	315.5	3	<b>1'32.192</b>	21.101	21.117	25.533	24.441	317.5
11	<b>1'33.397</b>	20.871	21.078	26.448	25.000	314.5	4	<b>1'32.295</b>	20.944	21.181	25.690	24.480	317.5
12	1'33.434 P	20.903	21.157	25.610	25.764	313.5	5	<b>1'32.203</b>	20.933	21.096	25.657	24.517	317.5
<b>Run # 3</b>													
		<b>New Tyre</b>		<b>New Tyre</b>			6	1'35.423 *	21.122	21.118	25.218 *	27.965	318.5
13	10'20.947 *	16.690	22.277 *	25.855	24.722		7	<b>1'32.285</b>	21.048	21.367	25.423	24.447	316.5
14	1'38.315 *	20.929	20.964			313.5	8	1'41.775 P	21.621	22.027			316.5
15	1'31.523 *	20.949 *	21.018	25.282	24.274	314.5							
16	<b>1'31.148</b>	20.700	20.973	25.203	24.272	315.5							
<b>2nd 41 Aleix ESPARGARO</b> APRILIA SPA Aprilia Racing													
Runs=2 Total laps=19 Full laps=11													
<b>Run #</b>	<b>1</b>	<b>Front Tyre</b>	<b>Slick-Medium</b>	<b>Rear Tyre</b>	<b>Slick-Medium</b>		<b>Run #</b>	<b>2</b>	<b>Front Tyre</b>	<b>Slick-Soft</b>	<b>Rear Tyre</b>	<b>Slick-Medium</b>	
		<b>New Tyre</b>		<b>New Tyre</b>					<b>21 Laps at start</b>		<b>8 Laps at start</b>		
1	2'35.043	17.403	22.917	26.890	25.313		9	8'20.741	17.168	22.315	27.086	24.802	
2	<b>1'36.901</b>	21.788	21.352	28.788	24.973	314.5	10	<b>1'32.158</b>	21.083	21.070	25.368	24.637	312.6
3	<b>1'32.665</b>	21.147	21.128	25.786	24.604	315.5	11	<b>1'32.227</b>	21.045	21.152	25.581	24.449	314.5
4	<b>1'32.258</b>	21.191	21.040	25.473	24.554	315.5	12	<b>1'32.241</b>	20.967	21.130	25.611	24.533	312.6
5	<b>1'38.735</b>	21.066	21.083	26.169	30.417	315.5	13	<b>1'33.637</b>	20.946	21.226	26.774	24.691	313.5
6	<b>1'32.103</b>	21.133	21.023	25.468	24.479	316.5	14	<b>1'35.211</b>	21.007	21.150	25.523	27.531	312.6
7	<b>1'34.312</b>	20.938	22.528	26.205	24.641	316.5	15	1'33.157 *	21.340	21.398 *	25.828	24.591	314.5
8	<b>1'31.679</b>	20.950	20.997	25.295	24.437	315.5	16	<b>1'32.266</b>	21.016	21.195	25.534	24.521	311.6
9	1'40.067 P	23.309	23.029	27.780	25.949	316.5	17	1'35.597 P	22.361 *	22.290	26.263	24.683	311.6
<b>Run # 2</b>													
		<b>9 Laps at start</b>		<b>9 Laps at start</b>			<b>Run #</b>	<b>3</b>	<b>Front Tyre</b>	<b>Slick-Soft</b>	<b>Rear Tyre</b>	<b>Slick-Soft</b>	
		<b>New Tyre</b>		<b>New Tyre</b>					<b>New Tyre</b>		<b>New Tyre</b>		
10	8'58.484	16.484	21.917	26.222	25.500		18	6'37.300 *	19.542	22.705 *	25.972	25.029	
11	<b>1'32.680</b>	21.337	21.129	25.708	24.506	314.5	19	1'36.464 *	24.089 *	21.495	26.109	24.771	314.5
12	1'32.096 *	21.148	21.030	25.397	24.521 *	314.5	20	1'33.551 *	21.297 *	21.498	26.329	24.427	314.5
							21	<b>1'31.445</b>	20.812	21.040	25.260	24.333	315.5

**Fastest Lap:** Enea BASTIANINI Gresini Racing MotoG ITA **1'31.148** 20.700 20.973 25.203 24.272

These data/results cannot be reproduced, stored and/or transmitted in whole or in part by any manner of electronic, mechanical, photocopying, recording, broadcasting or otherwise now known or herein after developed without the previous express consent by the copyright owner, except for reproduction in daily press and regular printed publications on sale to the public within 60 days of the event related to those data/results and always provided that copyright symbol appears together as follows below.  
© DORNA, 2022



# Free Practice Nr. 2

# MotoGP

Lap	Lap Time	T1	T2	T3	T4	Speed	Lap	Lap Time	T1	T2	T3	T4	Speed	
<b>4th</b>	<b>5</b>	<b>Johann ZARCO</b>				DUCATI	FRA							
		Pramac Racing												
		Runs=2	Total laps=17	Full laps=8										
Run #	1	Front Tyre	Slick-Medium New Tyre	Rear Tyre	Slick-Medium New Tyre		Run #	1	Front Tyre	Slick-Medium New Tyre	Rear Tyre	Slick-Medium New Tyre		
1	2'30.518	16.713	23.184	27.048	25.527		1	3'08.085	17.607	23.663	27.278	25.368		
2	<b>1'34.396</b>	21.924	21.574	25.980	24.918	306.8	2	<b>1'33.277</b>	21.637	21.348	25.763	24.529	305.8	
3	<b>1'32.785</b>	21.245	21.265	25.677	24.598	312.6	3	<b>1'32.395</b>	21.205	21.142	25.613	24.435	309.6	
4	<b>1'32.696</b>	21.344	21.164	25.541	24.647	312.6	4	<b>1'31.991</b>	21.087	21.135	25.435	24.334	311.6	
5	<b>1'32.755</b>	21.112	21.065	25.709	24.869	314.5	5	<b>1'32.635</b>	20.992	21.108	25.559	24.976	311.6	
6	1'41.155 *	24.697*	23.051	26.461	26.946	307.7	6	<b>1'31.640</b>	21.002	21.037	<b>25.329</b>	<b>24.272</b>	312.6	
7	1'38.760 P	21.186	21.060			314.5	7	1'33.401 P	21.033	21.063	25.413	25.892	311.6	
Run #	2	Front Tyre	Slick-Medium 7 Laps at start	Rear Tyre	Slick-Medium 7 Laps at start		Run #	2	Front Tyre	Slick-Medium 7 Laps at start	Rear Tyre	Slick-Medium 7 Laps at start		
8	10'21.791	16.642	21.978	26.031	24.945		8	6'40.890	17.205	22.887	26.566	24.928		
9	<b>1'32.279</b>	21.173	21.058	25.424	24.624	309.6	9	<b>1'32.435</b>	21.407	21.129	25.449	24.450	309.6	
10	<b>1'33.280</b>	21.115	<b>20.970</b>	26.292	24.903	310.6	10	<b>1'31.932</b>	21.054	21.100	25.464	24.314	310.6	
11	1'35.655 *	21.177*	23.414	26.135	24.929*	312.6	11	<b>1'31.793</b>	21.063	20.978	25.376	24.376	309.6	
12	<b>1'31.896</b>	21.095	20.992	25.375	24.434	314.5	12	<b>1'42.919</b>	20.933	21.051	35.888	25.047	311.6	
13	1'34.054 P	20.982	21.022	25.653	26.397	<b>316.5</b>	13	<b>1'41.160</b>	20.996	21.120	26.253	32.791	312.6	
Run #	3	Front Tyre	Slick-Medium New Tyre	Rear Tyre	Slick-Soft New Tyre		Run #	3	Front Tyre	Slick-Medium New Tyre	Rear Tyre	Slick-Soft New Tyre		
14	11'00.949 *	16.739	22.701*	26.807	25.403		14	<b>1'32.150</b>	21.037	21.077	25.651	24.385	312.6	
15	1'37.586 *	21.899*	22.423	27.050	26.214	304.0	15	<b>1'38.363</b>	21.006	21.072	25.631	30.654	<b>313.5</b>	
16	1'33.457 *	21.511*	21.369	26.135	24.442	313.5	16	1'34.709 P	21.014	21.154*	27.504*	25.037	310.6	
17	<b>1'31.508</b>	<b>20.886</b>	20.979	<b>25.285</b>	<b>24.358</b>	315.5	<th>Run #</th> <th>3</th> <th>Front Tyre</th> <th>Slick-Medium New Tyre</th> <th>Rear Tyre</th> <th>Slick-Soft New Tyre</th> <th></th>	Run #	3	Front Tyre	Slick-Medium New Tyre	Rear Tyre	Slick-Soft New Tyre	
							17	7'36.102	17.152	24.126	27.079	24.556		
							18	1'39.360 *	26.399*	22.407*	25.720	24.834	308.7	
							19	<b>1'31.710</b>	20.990	20.987	25.446	24.287	312.6	
							20	1'32.071 *	20.948*	<b>20.959</b>	25.412	24.752	313.5	
							21	<b>1'31.717</b>	<b>20.842</b>	20.986	25.580	24.309	313.5	
<b>5th</b>	<b>63</b>	<b>Francesco BAGNAIA</b>				DUCATI	ITA							
		Ducati Lenovo Team												
		Runs=2	Total laps=17	Full laps=8										
Run #	1	Front Tyre	Slick-Medium New Tyre	Rear Tyre	Slick-Medium New Tyre		Run #	1	Front Tyre	Slick-Medium New Tyre	Rear Tyre	Slick-Medium New Tyre		
1	2'47.466	16.294	23.071	26.641	25.342		1	2'26.597	22.132	23.575	34.175	26.895		
2	<b>1'33.690</b>	21.650	21.466	25.787	24.787	314.5	2	<b>1'34.490</b>	21.893	21.628	26.156	24.813	308.7	
3	<b>1'32.732</b>	21.400	21.202	25.595	24.535	316.5	3	<b>1'33.123</b>	21.562	21.326	25.599	24.636	301.2	
4	<b>1'32.579</b>	21.044	21.207	25.708	24.620	<b>318.5</b>	4	<b>1'33.142</b>	21.335	21.123	25.737	24.947	<b>317.5</b>	
5	1'39.585 *	21.131	21.139			314.5	5	<b>1'32.366</b>	21.254	21.061	25.510	24.541	311.6	
6	1'32.142 *	21.198	21.034	25.477	24.433	315.5	6	<b>1'32.011</b>	<b>21.077</b>	21.055	25.417	24.462	314.5	
7	<b>1'31.693</b>	21.072	20.996	25.384	<b>24.241</b>	316.5	7	1'40.861 *	21.284	<b>21.031</b>			309.6	
8	<b>1'31.635</b>	<b>20.943</b>	20.971	<b>25.355</b>	24.366	318.5	8	1'32.520 *	21.313	21.240	25.440	24.527	309.6	
9	1'43.311 P	22.011	23.228			314.5	9	1'39.126 P	24.804*	21.911	25.924	26.487	307.7	
Run #	2	Front Tyre	Slick-Medium 9 Laps at start	Rear Tyre	Slick-Medium 9 Laps at start		Run #	2	Front Tyre	Slick-Medium 9 Laps at start	Rear Tyre	Slick-Medium 9 Laps at start		
10	8'20.393 *	17.919	23.089	26.048*	24.842*		10	8'42.544	19.054	21.859				
11	<b>1'32.666</b>	21.446	21.109	25.687	24.424	308.7	11	1'33.783 *	21.593	21.578	26.049	24.563	307.7	
12	1'42.222 P	21.040	21.180	30.061	29.941	316.5	12	<b>1'33.399</b>	21.148	21.359	25.582	25.310	312.6	
Run #	3	Front Tyre	Slick-Medium New Tyre	Rear Tyre	Slick-Soft New Tyre		Run #	3	Front Tyre	Slick-Medium New Tyre	Rear Tyre	Slick-Soft New Tyre		
13	12'43.576	17.103	22.924	26.837	24.999		13	<b>1'32.430</b>	21.125	21.085	25.591	24.629	310.6	
14	<b>1'35.679</b>	21.192	21.265	25.705	27.517	313.5	14	1'39.575 *	21.262	26.938	26.719*	24.656	311.6	
15	1'35.589 *	22.354*	22.839	25.961	24.435	315.5	15	1'44.049 P	25.513*	23.466*	29.192*	25.878	302.1	
16	1'35.373 *	22.932*	21.942	25.949	24.550	316.5								
17	<b>1'33.902</b>	21.086	<b>20.954</b>	25.365	26.497	314.5								

**Fastest Lap:** Enea BASTIANINI Gresini Racing MotoG ITA **1'31.148** 20.700 20.973 25.203 24.272

These data/results cannot be reproduced, stored and/or transmitted in whole or in part by any manner of electronic, mechanical, photocopying, recording, broadcasting or otherwise now known or herein after developed without the previous express consent by the copyright owner, except for reproduction in daily press and regular printed publications on sale to the public within 60 days of the event related to those data/results and always provided that copyright symbol appears together as follows below.  
© DORNA, 2022

Official MotoGP Timing by TISSOT  
www.motogp.com

Le Mans, Friday, May 13, 2022

Page 2 of 7





# Free Practice Nr. 2

# MotoGP

Lap	Lap Time	T1	T2	T3	T4	Speed	Lap	Lap Time	T1	T2	T3	T4	Speed
Run # 3	Front Tyre	Slick-Medium		Rear Tyre	Slick-Soft		Run # 3	Front Tyre	Slick-Medium		Rear Tyre	Slick-Soft	
		New Tyre			New Tyre				New Tyre			New Tyre	
16	10'02.502	22.521	23.625	28.162	25.347		17	8'14.241 *	17.083	22.839*	26.404	25.571	
17	1'36.178 *	22.061*	24.040	25.579	24.498	308.7	18	1'37.630 *	22.487*	21.906	26.253*	26.984	315.5
18	<b>1'31.657</b>	21.083	21.055	<b>25.307</b>	<b>24.212</b>	311.6	19	1'33.220 *	20.940*	21.199	25.610	25.471	312.6
							20	<b>1'31.912</b>	<b>21.066</b>	21.126	<b>25.337</b>	<b>24.383</b>	314.5

**8th** **36** **Joan MIR** SUZUKI SPA  
 Team SUZUKI ECSTAR  
 Runs=2 Total laps=17 Full laps=10

Run #	1	Front Tyre	Slick-Medium	Rear Tyre	Slick-Medium	Speed
			New Tyre		New Tyre	
1	2'58.349	16.537	23.143	26.936	25.455	
2	1'34.967 *	22.373	21.578	26.105*	24.911	313.5
3	<b>1'33.308</b>	21.551	21.343	25.760	24.654	314.5
4	<b>1'32.932</b>	21.416	21.214	25.668	24.634	<b>317.5</b>
	unfinished	21.316				313.5

Run #	2	Front Tyre	Slick-Soft	Rear Tyre	Slick-Medium	Speed
			21 Laps at start		21 Laps at start	
5	<b>1'34.192</b>	17.426	23.820	27.066	25.880	
6	<b>1'35.377</b>	22.557	21.823	26.019	24.978	302.1
7	<b>1'33.637</b>	21.654	21.458	25.675	24.850	310.6
8	<b>1'33.174</b>	21.603	21.341	25.715	24.515	310.6
9	1'32.878 *	21.429	21.263*	25.588	24.598	308.7
10	<b>1'32.603</b>	21.449	21.194	25.439	24.521	307.7
11	1'34.560 P	21.346	21.260	25.465	26.489	309.6

Run #	3	Front Tyre	Slick-Soft	Rear Tyre	Slick-Soft	Speed
			New Tyre		New Tyre	
12	5'19.036 *	16.197	22.305	26.065*	24.700	
13	1'32.938 *	21.332	21.583*	25.660	24.363	313.5
14	<b>1'31.666</b>	<b>21.154</b>	<b>21.019</b>	<b>25.313</b>	<b>24.180</b>	311.6
15	1'34.710 *	21.047*	23.347	25.577	24.739	315.5
16	<b>1'32.283</b>	21.242	21.132	25.389	24.520	312.6

**9th** **89** **Jorge MARTIN** DUCATI SPA  
 Pramac Racing  
 Runs=2 Total laps=20 Full laps=9

Run #	1	Front Tyre	Slick-Medium	Rear Tyre	Slick-Medium	Speed
			New Tyre		New Tyre	
1	2'48.010	15.598	22.681	26.690	24.881	
2	<b>1'33.476</b>	21.554	21.300	25.885	24.737	316.5
3	<b>1'32.740</b>	21.368	21.130	25.709	24.533	315.5
4	<b>1'32.483</b>	21.140	21.315	25.580	24.448	<b>318.5</b>
5	<b>1'32.608</b>	21.264	21.072	25.700	24.572	318.5
6	<b>1'32.665</b>	21.507	<b>21.029</b>	25.625	24.504	313.5
7	<b>1'45.701</b>	21.220	33.277	26.419	24.785	315.5
8	1'32.380 *	21.256	21.081	25.523*	24.520	310.6
9	1'31.622 P	21.173	21.138	25.629*	23.682	312.6

Run #	2	Front Tyre	Slick-Medium	Rear Tyre	Slick-Medium	Speed
			9 Laps at start		9 Laps at start	
10	8'23.417 *	15.723	22.071	25.799*	25.879	
11	1'33.225 *	21.489*	21.564	25.637	24.535	308.7
12	1'33.503 *	21.110	21.175	26.070*	25.148	314.5
13	<b>1'32.268</b>	21.097	21.185	25.551	24.435	309.6
14	<b>1'32.351</b>	21.122	21.205	25.555	24.469	313.5
15	1'32.440 *	21.209	21.200*	25.549*	24.482	310.6
16	1'32.158 P	21.131	21.057	25.518	24.452	310.6

**10th** **43** **Jack MILLER** DUCATI AUS  
 Ducati Lenovo Team  
 Runs=2 Total laps=18 Full laps=11

Run #	1	Front Tyre	Slick-Medium	Rear Tyre	Slick-Medium	Speed
			New Tyre		New Tyre	
1	3'18.064	17.184	23.119	27.830	25.883	
2	<b>1'34.445</b>	21.805	21.748	26.015	24.877	311.6
3	<b>1'33.118</b>	21.530	21.368	25.602	24.618	312.6
4	<b>1'32.694</b>	21.253	21.220	25.393	24.828	<b>314.5</b>
5	1'32.360 *	21.180	21.175*	25.387	24.618	313.5
6	<b>1'32.644</b>	21.173	21.190	25.382	24.899	312.6
7	<b>1'32.080</b>	21.141	21.163	25.379	24.397	312.6
8	<b>1'31.987</b>	21.134	<b>21.061</b>	25.255	24.537	312.6
9	1'36.200 P	21.658	22.807	26.949	24.786	314.5

Run #	2	Front Tyre	Slick-Medium	Rear Tyre	Slick-Medium	Speed
			9 Laps at start		9 Laps at start	
10	7'59.029	16.909	22.112	26.006	28.475	
11	<b>1'33.357</b>	21.703	21.377	25.807	24.470	314.5
	unfinished	21.098	21.153	25.349		312.6

Run #	3	Front Tyre	Slick-Soft	Rear Tyre	Slick-Soft	Speed
			New Tyre		New Tyre	
12	<b>1'30.353</b>	16.478	22.262	26.432	25.181	
13	<b>1'48.769</b>	21.152	21.240	40.582	25.795	309.6
14	1'38.619 *	23.288	23.475*	26.468	25.388	314.5
15	1'34.323 *	21.491*	22.089	26.180	24.563	314.5
16	1'33.544 *	21.208*	21.813	26.139	<b>24.384</b>	311.6
17	<b>1'31.914</b>	<b>21.035</b>	21.218	<b>25.195</b>	24.466	311.6

**11th** **21** **Franco MORBIDELLI** YAMAHA ITA  
 Monster Energy Yamaha MotoGP  
 Runs=3 Total laps=20 Full laps=12

Run #	1	Front Tyre	Slick-Medium	Rear Tyre	Slick-Medium	Speed
			New Tyre		5 Laps at start	
1	1'57.772 *	17.041	23.012	27.996*	26.505	
2	<b>1'34.788</b>	21.971	21.617	26.217	24.983	307.7
3	<b>1'33.646</b>	21.446	21.493	25.877	24.830	308.7
4	<b>1'33.733</b>	21.479	21.333	25.841	25.080	309.6
5	<b>1'33.724</b>	21.589	21.277	26.109	24.749	310.6
6	1'33.008 *	21.270	21.276*	25.748	24.714	309.6
7	<b>1'32.904</b>	21.262	21.241	25.708	24.693	308.7
8	<b>1'32.787</b>	21.198	21.226	25.702	24.661	309.6
9	<b>1'32.857</b>	<b>21.173</b>	21.264	25.590	24.830	308.7
10	1'41.510 P	23.927	23.675	28.673	25.235	293.2

Run #	2	Front Tyre	Slick-Medium	Rear Tyre	Slick-Medium	Speed
			10 Laps at start		15 Laps at start	
11	7'26.970	16.887	22.486	26.041	24.673	
12	<b>1'32.850</b>	21.362	21.192	25.623	24.673	306.8
13	<b>1'33.069</b>	21.386	21.123	25.747	24.813	306.8
14	<b>1'32.538</b>	21.236	21.151	25.634	24.517	305.8

**Fastest Lap:** Enea BASTIANINI Gresini Racing MotoG ITA **1'31.148** 20.700 20.973 25.203 24.272

These data/results cannot be reproduced, stored and/or transmitted in whole or in part by any manner of electronic, mechanical, photocopying, recording, broadcasting or otherwise now known or herein after developed without the previous express consent by the copyright owner, except for reproduction in daily press and regular printed publications on sale to the public within 60 days of the event related to those data/results and always provided that copyright symbol appears together as follows below.  
 © DORNA, 2022



# Free Practice Nr. 2

# MotoGP

Lap	Lap Time	T1	T2	T3	T4	Speed	Lap	Lap Time	T1	T2	T3	T4	Speed
15	1'44.526 P	21.977	25.852	28.981	27.716	306.8	10	6'40.404	16.921	22.409	26.436	26.507	
<b>Run # 3</b>	<b>Front Tyre</b>	<b>Slick-Medium</b>		<b>Rear Tyre</b>	<b>Slick-Soft</b>		11	<b>1'34.204</b>	21.717	21.639	26.101	24.747	307.7
		<b>New Tyre</b>			<b>New Tyre</b>		12	<b>1'39.674</b>	21.240	21.332	31.821	25.281	308.7
16	10'15.916	16.532	22.327	25.923	25.573		13	<b>1'32.523</b>	21.096	21.239	25.536	24.652	310.6
17	<b>1'33.397</b>	21.637	21.412	25.727	24.621	307.7	14	<b>1'32.321</b>	21.073	21.239	25.506	<b>24.503</b>	311.6
18	1'34.827 *	21.886*	21.432	26.120*	25.389	309.6	15	1'39.480 P	21.126	22.766	27.889*	27.699	310.6
19	<b>1'32.025</b>	21.233	<b>21.030</b>	<b>25.357</b>	<b>24.405</b>	<b>311.6</b>	<b>Run # 3</b>	<b>Front Tyre</b>	<b>Slick-Medium</b>		<b>Rear Tyre</b>	<b>Slick-Soft</b>	
unfinished		21.221	21.114			309.6			<b>New Tyre</b>		<b>New Tyre</b>		

**12th 12** **Maverick VIÑALES** APRILIA SPA  
Aprilia Racing

Runs=3 Total laps=19 Full laps=9

Run #	Front Tyre	Slick-Medium	Rear Tyre	Slick-Hard	Speed
<b>Run # 1</b>	<b>Front Tyre</b>	<b>Slick-Medium</b>		<b>Rear Tyre</b>	<b>Slick-Hard</b>
		<b>New Tyre</b>			<b>New Tyre</b>
1	2'45.690	16.642	22.734	26.919	25.560
2	<b>1'34.247</b>	21.518	21.609	26.187	24.933 <b>318.5</b>
3	<b>1'33.212</b>	21.150	21.564	25.773	24.725 316.5
4	1'37.414 *	21.203	21.452	27.861*	26.898 316.5
5	1'34.366 P	21.119	21.365	25.880	26.002 318.5
<b>Run # 2</b>	<b>Front Tyre</b>	<b>Slick-Medium</b>		<b>Rear Tyre</b>	<b>Slick-Medium</b>
		<b>5 Laps at start</b>			<b>New Tyre</b>
6	4'51.606	19.877	22.837	26.519	25.407
7	<b>1'33.477</b>	21.610	21.387	25.863	24.617 315.5
8	<b>1'32.316</b>	21.043	21.194	25.588	24.491 316.5
9	<b>1'34.754</b>	22.710	21.831	25.618	24.595 317.5
10	<b>1'32.119</b>	21.016	<b>21.183</b>	25.357	24.563 314.5
11	1'35.559 P	20.964	21.235	26.470*	26.890 315.5
<b>Run # 3</b>	<b>Front Tyre</b>	<b>Slick-Medium</b>		<b>Rear Tyre</b>	<b>Slick-Medium</b>
		<b>11 Laps at start</b>			<b>6 Laps at start</b>
12	5'20.162 *	19.257	22.572	26.156	25.022*
13	<b>1'32.588</b>	21.168	21.286	25.584	24.550 313.5
14	1'31.508 P	<b>20.952</b>	21.257	25.571	23.728 316.5
<b>Run # 4</b>	<b>Front Tyre</b>	<b>Slick-Soft</b>		<b>Rear Tyre</b>	<b>Slick-Soft</b>
		<b>New Tyre</b>			<b>New Tyre</b>
15	9'17.853	16.698	23.557	27.463	24.845
16	1'33.232 *	21.098	21.762*	25.562	24.810 317.5
17	<b>1'32.221</b>	20.978	21.262	25.586	<b>24.395</b> 315.5
18	1'33.759 *	21.801*	21.890	25.499	24.569 314.5
19	<b>1'32.051</b>	21.010	21.277	<b>25.317</b>	24.447 314.5

**13th 44** **Poi ESPARGARO** HONDA SPA  
Repsol Honda Team

Runs=2 Total laps=21 Full laps=12

Run #	Front Tyre	Slick-Medium	Rear Tyre	Slick-Medium	Speed
<b>Run # 1</b>	<b>Front Tyre</b>	<b>Slick-Medium</b>		<b>Rear Tyre</b>	<b>Slick-Medium</b>
		<b>New Tyre</b>			<b>New Tyre</b>
1	2'42.069	15.689	22.770	26.449	25.214
2	<b>1'33.519</b>	21.325	21.455	25.962	24.777 314.5
3	<b>1'32.527</b>	21.147	21.217	25.623	24.540 314.5
4	1'33.794 *	21.130	21.290	26.149*	25.225 317.5
5	<b>1'32.076</b>	20.982	21.127	25.424	24.543 <b>319.6</b>
6	<b>1'36.421</b>	24.008	21.720	25.757	24.936 319.6
7	<b>1'38.051</b>	21.092	24.527	27.608	24.824 317.5
8	<b>1'35.690</b>	21.139	21.275	27.890	25.386 318.5
9	1'31.770 P	21.087	21.283	<b>25.281</b>	24.119 315.5
<b>Run # 2</b>	<b>Front Tyre</b>	<b>Slick-Medium</b>		<b>Rear Tyre</b>	<b>Slick-Medium</b>
		<b>9 Laps at start</b>			<b>9 Laps at start</b>

**14th 93** **Marc MARQUEZ** HONDA SPA  
Repsol Honda Team

Runs=2 Total laps=20 Full laps=10

Run #	Front Tyre	Slick-Medium	Rear Tyre	Slick-Medium	Speed
<b>Run # 1</b>	<b>Front Tyre</b>	<b>Slick-Medium</b>		<b>Rear Tyre</b>	<b>Slick-Medium</b>
		<b>New Tyre</b>			<b>New Tyre</b>
1	2'33.840	16.663	23.307	27.205	25.914
2	<b>1'35.874</b>	22.261	21.884	26.251	25.478 305.8
3	<b>1'35.129</b>	21.469	21.362	27.111	25.187 303.1
4	<b>1'32.404</b>	21.198	21.252	25.583	<b>24.371</b> 312.6
5	<b>1'38.968</b>	<b>21.012</b>	21.267	25.889	30.800 <b>315.5</b>
6	<b>1'33.113</b>	21.163	21.239	<b>25.411</b>	25.300 312.6
7	1'35.633 P	21.285	21.932	26.267*	26.149 312.6
<b>Run # 2</b>	<b>Front Tyre</b>	<b>Slick-Medium</b>		<b>Rear Tyre</b>	<b>Slick-Medium</b>
		<b>7 Laps at start</b>			<b>7 Laps at start</b>
8	6'46.468	17.201	22.250	27.029	25.390
9	<b>1'37.109</b>	22.352	21.981	27.726	25.050 310.6
10	<b>1'33.617</b>	21.694	21.458	25.851	24.614 308.7
11	<b>1'33.202</b>	21.430	21.364	25.586	24.822 307.7
12	<b>1'32.639</b>	21.196	21.394	25.507	24.542 308.7
13	<b>1'32.153</b>	21.082	<b>21.149</b>	25.438	24.484 309.6
14	1'35.556 *	23.056*	22.200	25.724	24.576 310.6
15	1'38.088 P	21.072	22.173	28.100	26.743 312.6
<b>Run # 3</b>	<b>Front Tyre</b>	<b>Slick-Medium</b>		<b>Rear Tyre</b>	<b>Slick-Soft</b>
		<b>New Tyre</b>			<b>New Tyre</b>
16	9'50.471	15.071	22.114	26.128	24.699
17	1'35.256 *	21.246	21.244*	25.729	27.037 313.5
18	1'35.690 *	22.300*	22.910	26.053	24.427 314.5
19	1'35.385 *	22.850*	21.912	25.974	24.649 315.5
20	1'35.923 *	21.078	22.367	26.147*	26.331 314.5

**15th 49** **Fabio DI GIANNANTON** DUCATI ITA  
Gresini Racing MotoGP

Runs=2 Total laps=17 Full laps=9

Run #	Front Tyre	Slick-Medium	Rear Tyre	Slick-Medium	Speed
<b>Run # 1</b>	<b>Front Tyre</b>	<b>Slick-Medium</b>		<b>Rear Tyre</b>	<b>Slick-Medium</b>
		<b>New Tyre</b>			<b>New Tyre</b>
1	2'48.348	16.866	22.596	26.835	25.306
2	<b>1'33.994</b>	21.423	21.423	26.171	24.977 <b>317.5</b>
3	<b>1'33.405</b>	21.356	21.415	25.854	24.780 314.5
4	<b>1'32.728</b>	21.046	21.274	25.825	24.583 316.5
5	<b>1'32.414</b>	21.023	21.212	25.650	<b>24.529</b> 311.6
6	<b>1'32.443</b>	21.061	21.260	25.564	24.558 311.6

**Fastest Lap:** Enea BASTIANINI Gresini Racing MotoGP ITA **1'31.148** 20.700 20.973 25.203 24.272

These data/results cannot be reproduced, stored and/or transmitted in whole or in part by any manner of electronic, mechanical, photocopying, recording, broadcasting or otherwise now known or herein after developed without the previous express consent by the copyright owner, except for reproduction in daily press and regular printed publications on sale to the public within 60 days of the event related to those data/results and always provided that copyright symbol appears together as follows below.  
© DORNA, 2022

Official MotoGP Timing by TISSOT  
www.motogp.com

Le Mans, Friday, May 13, 2022

Page 4 of 7



# Free Practice Nr. 2

MotoGP

Lap	Lap Time	T1	T2	T3	T4	Speed	Lap	Lap Time	T1	T2	T3	T4	Speed
7	1'32.275	20.940	21.138	25.486	24.711	311.6	8	1'34.353 P	21.327	21.321	26.006	25.699	312.6
8	1'35.073 P	20.994	21.230	25.684	27.165	313.5	<b>Run # 2</b>	<b>Front Tyre</b>	<b>Slick-Medium</b>	<b>Rear Tyre</b>	<b>Slick-Medium</b>		
<b>Run # 2</b>	<b>Front Tyre</b>	<b>Slick-Medium</b>	<b>Rear Tyre</b>	<b>Slick-Medium</b>			<b>8 Laps at start</b>		<b>8 Laps at start</b>				
9	13'22.399	19.068	22.836	27.304	25.407		9	7'17.904	16.399	22.567	26.493	24.979	
10	1'33.062	21.178	21.424	25.764	24.696	310.6	10	1'33.125	21.459	21.372	25.699	24.595	310.6
11	1'32.781	21.031	21.217	25.907	24.626	310.6	11	1'32.771	21.285	21.223	25.636	24.627	308.7
12	1'36.061 P	21.054	22.621*	26.838*	25.548	309.6	12	1'32.743	21.433	21.209	25.494	24.607	309.6
<b>Run # 3</b>	<b>Front Tyre</b>	<b>Slick-Medium</b>	<b>Rear Tyre</b>	<b>Slick-Soft</b>			13	1'33.785	21.057	21.204	26.654	24.870	313.5
		<b>New Tyre</b>	<b>New Tyre</b>				14	1'32.627	21.257	21.196	25.679	24.495	311.6
13	7'59.114	16.887	22.951	26.734	25.085		15	1'32.416	21.117	21.226	25.546	24.527	311.6
14	1'35.906 *	21.096	21.331*	26.043	27.436	311.6	16	1'41.144 P	23.982*	22.683*	28.651*	25.828	304.9
15	1'36.276 *	22.105*	22.976	26.501	24.694	314.5	<b>Run # 3</b>	<b>Front Tyre</b>	<b>Slick-Medium</b>	<b>Rear Tyre</b>	<b>Slick-Soft</b>		
16	1'34.939 *	22.048*	21.877	26.303	24.711	315.5	<b>New Tyre</b>		<b>New Tyre</b>				
17	1'33.284	20.914	21.268	25.556	25.546	316.5	17	7'39.630	15.007	22.973	27.370	25.005	
							18	1'38.528 *	21.143	22.370*	30.414	24.601	313.5

**16th 72 Marco BEZZECCHI** DUCATI ITA  
Mooney VR46 Racing Team

Run #	1	Front Tyre	Slick-Medium	Rear Tyre	Slick-Medium	Speed
		<b>New Tyre</b>		<b>New Tyre</b>		
1	2'13.068	17.262	23.616	28.096	28.599	
2	1'38.248	21.778	21.804	29.262	25.404	313.5
3	1'33.548	21.366	21.454	26.055	24.673	313.5
4	1'33.485	21.577	21.429	25.645	24.834	316.5
5	1'37.300 *	21.157	21.185	27.834*	27.124	315.5
6	1'33.095 *	21.248	21.499*	25.730	24.618	316.5
7	1'32.314	21.073	21.169	25.561	24.511	315.5
8	1'33.560 P	21.164	21.432	25.839	25.125	315.5
<b>Run # 2</b>	<b>Front Tyre</b>	<b>Slick-Medium</b>	<b>Rear Tyre</b>	<b>Slick-Medium</b>		
		<b>8 Laps at start</b>		<b>8 Laps at start</b>		
9	7'03.271	17.195	22.450	26.909	25.097	
10	1'33.050	21.403	21.223	25.728	24.696	312.6
11	1'33.052	21.252	21.139	25.605	25.056	310.6
12	1'35.590	21.265	21.180	25.900	27.245	309.6
13	1'42.097	21.295	21.476	34.337	24.989	310.6
14	1'41.979 *	21.183	21.285			313.5
15	1'33.732 *	21.292	22.016	25.736	24.688	313.5
16	1'59.873 P	21.083	21.355*	50.910	26.525	314.5
<b>Run # 3</b>	<b>Front Tyre</b>	<b>Slick-Medium</b>	<b>Rear Tyre</b>	<b>Slick-Soft</b>		
		<b>New Tyre</b>		<b>New Tyre</b>		
17	6'37.004	18.214	22.933	26.708	25.124	
	unfinished	21.343				309.6

**17th 10 Luca MARINI** DUCATI ITA  
Mooney VR46 Racing Team

Run #	1	Front Tyre	Slick-Medium	Rear Tyre	Slick-Medium	Speed
		<b>New Tyre</b>		<b>New Tyre</b>		
1	2'25.509	18.952	23.137	27.603	25.425	
2	1'34.896	22.104	21.838	26.044	24.910	309.6
3	1'33.326	21.485	21.481	25.793	24.567	310.6
4	1'37.402 *	21.371	21.230	26.307*	28.494	314.5
5	1'32.877	21.379	21.209	25.811	24.478	312.6
6	1'39.632	21.268	21.739	31.547	25.078	313.5
7	1'33.245	21.450	21.300	25.812	24.683	312.6

**18th 73 Alex MARQUEZ** HONDA SPA  
LCR Honda CASTROL

Run #	1	Front Tyre	Slick-Medium	Rear Tyre	Slick-Medium	Speed
		<b>New Tyre</b>		<b>New Tyre</b>		
1	2'12.394	16.509	22.929	28.785	29.308	
2	1'35.796	22.270	22.174	26.256	25.096	312.6
3	1'33.322	21.402	21.427	25.619	24.874	313.5
4	1'32.911	21.298	21.275	25.699	24.639	314.5
5	1'33.915	21.276	21.307	26.507	24.825	314.5
6	1'32.944 *	21.249	21.349*	25.652	24.694	310.6
7	1'36.090	23.285	21.923	25.833	25.049	314.5
8	1'33.131 P	21.398	21.350	25.532	24.851	314.5
<b>Run # 2</b>	<b>Front Tyre</b>	<b>Slick-Medium</b>	<b>Rear Tyre</b>	<b>Slick-Medium</b>		
		<b>8 Laps at start</b>		<b>8 Laps at start</b>		
9	5'58.848	15.089	22.705	26.723	25.456	
10	1'33.641	21.507	21.524	25.922	24.688	313.5
11	1'32.811	21.230	21.306	25.655	24.620	312.6
12	1'34.705	21.278	22.882	25.817	24.728	310.6
13	1'35.369	21.122	21.379	27.726	25.142	315.5
14	1'32.686	21.045	21.302	25.669	24.670	316.5
15	1'32.505	21.022	21.259	25.676	24.548	315.5
16	1'33.671 P	21.107	21.309	25.668	25.587	316.5
<b>Run # 3</b>	<b>Front Tyre</b>	<b>Slick-Medium</b>	<b>Rear Tyre</b>	<b>Slick-Soft</b>		
		<b>New Tyre</b>		<b>New Tyre</b>		
17	9'28.667 *	15.034	22.074	26.220*	24.918	
18	1'33.385 *	21.259	21.354*	25.935*	24.837	313.5
	unfinished	21.023				316.5

**19th 4 Andrea DOVIZIOSO** YAMAHA ITA  
WithU Yamaha RNF MotoGP Team

Run #	1	Front Tyre	Slick-Medium	Rear Tyre	Slick-Medium	Speed
		<b>New Tyre</b>		<b>New Tyre</b>		
1	2'23.386	17.201	23.338	27.440	25.800	
2	1'35.462	22.202	21.716	26.449	25.095	306.8
3	1'33.757	21.592	21.463	25.974	24.728	306.8
4	1'32.950	21.344	21.268	25.737	24.601	308.7
5	1'32.755	21.253	21.247	25.694	24.561	308.7
6	1'33.341 *	21.172	21.417*	25.995	24.757	311.6

**Fastest Lap:** Enea BASTIANINI Gresini Racing MotoG ITA 1'31.148 20.700 20.973 25.203 24.272

These data/results cannot be reproduced, stored and/or transmitted in whole or in part by any manner of electronic, mechanical, photocopying, recording, broadcasting or otherwise now known or herein after developed without the previous express consent by the copyright owner, except for reproduction in daily press and regular printed publications on sale to the public within 60 days of the event related to those data/results and always provided that copyright symbol appears together as follows below.  
© DORNA, 2022





# Free Practice Nr. 2

# MotoGP

Lap	Lap Time	T1	T2	T3	T4	Speed	Lap	Lap Time	T1	T2	T3	T4	Speed		
7	1'34.829 *	21.563	21.256	26.181*	25.829	308.7	5	1'32.737	21.058	21.239	25.787	24.653	311.6		
8	1'32.816 P	21.155	21.241	25.756	24.664	309.6	6	1'45.548	21.310	22.662	31.561	30.015	313.5		
<b>Run # 2</b>	<b>Front Tyre</b>	<b>Slick-Medium</b>	<b>Rear Tyre</b>	<b>Slick-Medium</b>				<b>Run # 2</b>	<b>Front Tyre</b>	<b>Slick-Medium</b>	<b>Rear Tyre</b>	<b>Slick-Medium</b>			
				8 Laps at start							7 Laps at start				
9	7'24.716	18.576	23.024	28.765	24.896		8	7'15.367	18.751	22.827	27.248	25.813			
10	1'33.009	21.342	21.342	25.790	24.535	310.6	9	1'34.213	21.764	21.353	26.291	24.805	306.8		
11	1'32.683	21.298	21.193	25.621	24.571	307.7	10	1'37.439	21.493	21.293	29.100	25.553	306.8		
12	1'35.507	21.318	22.523	26.917	24.749	306.8	11	1'33.677	21.542	21.351	25.908	24.876	295.9		
13	1'32.711	21.126	21.220	25.779	24.586	309.6	12	1'39.616 P	21.271	21.422	29.346	27.577	304.0		
14	1'32.536	21.052	21.250	25.634	24.600	307.7	<b>Run # 3</b>	<b>Front Tyre</b>	<b>Slick-Medium</b>	<b>Rear Tyre</b>	<b>Slick-Soft</b>				
15	1'32.908 P	21.119	21.225	25.732	24.832	307.7					<b>New Tyre</b>	<b>New Tyre</b>			
<b>Run # 3</b>	<b>Front Tyre</b>	<b>Slick-Medium</b>	<b>Rear Tyre</b>	<b>Slick-Soft</b>				13	13'14.844	19.018	23.226	27.514	25.633		
				New Tyre							New Tyre				
16	9'30.627 *	16.574	21.852	26.095*	26.512		14	1'39.716 *	21.368	23.873*	29.419	25.056	306.8		
17	1'39.615 *	21.997	22.083*	28.097	27.438	307.7	15	1'33.137	21.463	21.221	25.829	24.624	305.8		
18	1'37.144 *	21.610*	21.536	27.080	26.918	314.5	16	1'52.075 *	26.293*	24.786	31.584	29.412	309.6		
19	1'33.467 *	21.494*	21.429	26.007	24.537	315.5	17	1'34.583	21.319	22.467	26.166	24.631	311.6		
20	1'37.097 *	21.121	21.125	26.270*	28.581	315.5									

**20th 88 Miguel OLIVEIRA** KTM POR  
Red Bull KTM Factory Racing

Run #	Front Tyre	Slick-Medium	Rear Tyre	Slick-Medium	Speed	
		New Tyre		New Tyre		
1	3'45.058	17.939	23.406	27.482	25.869	
2	1'34.693	21.922	21.739	26.140	24.892 305.8	
3	1'33.786	21.637	21.532	25.742	24.875 309.6	
4	1'33.302	21.571	21.344	25.770	24.617 308.7	
5	1'42.872 *	21.503	21.426*		310.6	
6	1'32.828 *	21.240	21.257	25.609	24.722 312.6	
7	1'33.652 P	21.326	21.301	25.868	25.157 312.6	
<b>Run # 2</b>	<b>Front Tyre</b>	<b>Slick-Medium</b>	<b>Rear Tyre</b>	<b>Slick-Medium</b>		
				7 Laps at start		
8	9'38.683	17.980	22.438	27.091	25.322	
9	1'33.981	21.624	21.532	25.986	24.839 303.1	
10	1'33.570	21.523	21.326	25.970	24.751 302.1	
11	1'33.638 *	21.465	21.333	25.893	24.947* 305.8	
12	1'33.457	21.375	21.333	26.117	24.632 305.8	
13	1'40.496 P	21.331	21.548*		305.8	
<b>Run # 3</b>	<b>Front Tyre</b>	<b>Slick-Medium</b>	<b>Rear Tyre</b>	<b>Slick-Soft</b>		
				New Tyre		
14	8'54.652	17.080	22.093	26.148	24.684	
15	1'35.463 *	21.203	21.169*	25.807	27.284 309.6	
16	1'35.397 *	21.917*	22.887	26.147	24.446 314.5	
17	1'36.164 *	22.646*	22.422	26.251	24.845 317.5	
18	1'32.695	21.122	21.130	25.733	24.710 315.5	

**21st 87 Remy GARDNER** KTM AUS  
Tech3 KTM Factory Racing

Run #	Front Tyre	Slick-Medium	Rear Tyre	Slick-Medium	Speed
		New Tyre		New Tyre	
1	2'31.688	18.076	23.992	27.608	25.622
2	1'34.268	21.853	21.411	26.156	24.848 310.6
3	1'33.604	21.380	21.489	26.091	24.644 310.6
4	1'33.214	21.350	21.262	25.938	24.664 311.6

**22nd 30 Takaaki NAKAGAMI** HONDA JPN  
LCR Honda IDEMITSU

Run #	Front Tyre	Slick-Medium	Rear Tyre	Slick-Medium	Speed	
		New Tyre		New Tyre		
1	2'43.396	17.082	23.767	28.299	27.680	
2	1'42.020	22.162	21.850	31.731	26.277 315.5	
3	1'35.626	22.286	21.928	26.355	25.057 314.5	
4	1'33.655	21.475	21.472	26.087	24.621 317.5	
5	1'35.237	21.263	21.219	27.593	25.162 319.6	
6	1'33.509	21.454	21.303	25.844	24.908 320.6	
7	1'33.182 P	21.221	21.195	25.486	25.280 318.5	
<b>Run # 2</b>	<b>Front Tyre</b>	<b>Slick-Medium</b>	<b>Rear Tyre</b>	<b>Slick-Medium</b>		
				7 Laps at start		
8	7'33.230	17.582	23.912	27.197	25.559	
9	1'35.482	22.257	21.694	26.208	25.323 314.5	
10	1'34.044	21.712	21.418	26.102	24.812 309.6	
11	1'36.914 P	21.371	21.354	28.158	26.031 309.6	
<b>Run # 3</b>	<b>Front Tyre</b>	<b>Slick-Medium</b>	<b>Rear Tyre</b>	<b>Slick-Medium</b>		
				11 Laps at start		
12	6'20.054 *	17.199	23.442*	27.767	26.327	
13	1'34.822	21.817	21.837	26.209	24.959 312.6	
14	1'33.397	21.492	21.324	25.704	24.877 312.6	
15	1'36.085 P	22.298	21.788	26.520	25.479 310.6	
<b>Run # 4</b>	<b>Front Tyre</b>	<b>Slick-Medium</b>	<b>Rear Tyre</b>	<b>Slick-Soft</b>		
				New Tyre		
16	5'54.149	17.377	22.962	26.479	25.190	
17	1'37.501 *	22.477*	22.003	26.631	26.390 315.5	
18	1'41.006 P	21.877*	22.676	27.344	29.109 315.5	

**23rd 25 Raul FERNANDEZ** KTM SPA  
Tech3 KTM Factory Racing

Run #	Front Tyre	Slick-Medium	Rear Tyre	Slick-Medium	Speed
		New Tyre		4 Laps at start	
1	2'27.374	19.135	23.966	35.002	25.921
2	1'40.865	21.937	21.876	30.867	26.185 310.6
3	1'34.916	21.777	21.724	26.357	25.058 306.8

**Fastest Lap:** Enea BASTIANINI Gresini Racing MotoG ITA 1'31.148 20.700 20.973 25.203 24.272

These data/results cannot be reproduced, stored and/or transmitted in whole or in part by any manner of electronic, mechanical, photocopying, recording, broadcasting or otherwise now known or herein after developed without the previous express consent by the copyright owner, except for reproduction in daily press and regular printed publications on sale to the public within 60 days of the event related to those data/results and always provided that copyright symbol appears together as follows below.  
© DORNA, 2022



# Free Practice Nr. 2

MotoGP

Lap	Lap Time	T1	T2	T3	T4	Speed	Lap	Lap Time	T1	T2	T3	T4	Speed
4	1'48.830 *	21.334	35.134	27.148*	25.214	310.6							
5	<b>1'35.881</b>	21.534	21.582	27.190	25.575	311.6							
6	<b>1'34.249</b>	21.465	21.626	26.182	24.976	312.6							
7	<b>1'36.867</b>	21.339	21.510	28.770	25.248	311.6							
8	<b>1'34.297</b>	21.431	21.487	26.351	25.028	309.6							
9	1'39.278 P	22.330*	22.827	28.049	26.072	307.7							
<b>Run # 2</b>	<i>Front Tyre</i>	<b>Slick-Medium</b>	<i>Rear Tyre</i>	<b>Slick-Medium</b>									
		<b>9 Laps at start</b>				<b>13 Laps at start</b>							
10	10'22.635	17.283	23.027	27.242	25.375								
11	1'35.789 *	21.646	21.686	27.044	25.413*	305.8							
12	<b>1'34.861</b>	21.525	21.482	26.843	25.011	306.8							
13	<b>1'35.251</b>	21.398	21.975	26.339	25.539	305.8							
14	1'37.555 P	21.516	22.243	27.957	25.839	304.0							
<b>Run # 3</b>	<i>Front Tyre</i>	<b>Slick-Medium</b>	<i>Rear Tyre</i>	<b>Slick-Soft</b>									
		<b>New Tyre</b>				<b>New Tyre</b>							
15	6'43.666	19.322	23.138	27.457	25.782								
16	1'39.738 *	21.444	23.646*	29.583	25.065	306.8							
17	<b>1'33.557</b>	21.337	21.357	26.030	24.833	306.8							
18	1'51.672 *	23.738*	24.504	33.858	29.572	310.6							
19	1'43.091 P	21.338	21.653	30.482*	29.618	312.6							

**24th 40** **Darryn BINDER** YAMAHA RSA  
WithU Yamaha RNF MotoGP Team

Runs=2 Total laps=17 Full laps=9

Run #	Front Tyre	Slick-Medium	Rear Tyre	Slick-Medium										
		<b>New Tyre</b>				<b>New Tyre</b>								
1	2'13.543	18.300	23.656	28.095	28.791									
2	<b>1'35.550</b>	21.945	22.004	26.445	25.156	305.8								
3	<b>1'34.329</b>	21.776	21.530	26.044	24.979	310.6								
4	<b>1'36.707</b>	21.421	21.287	28.779	25.220	311.6								
5	<b>1'34.173</b>	21.513	21.541	26.038	25.081	309.6								
6	1'40.215 *	27.118*	21.997	25.975	25.125	310.6								
7	<b>1'33.981</b>	21.456	21.449	25.985	25.091	313.5								
8	<b>1'34.922</b>	21.751	21.478	26.357	25.336	310.6								
9	1'39.676 P	24.399*	22.397	26.827	26.053	310.6								
<b>Run # 2</b>	<i>Front Tyre</i>	<b>Slick-Medium</b>	<i>Rear Tyre</i>	<b>Slick-Medium</b>										
		<b>9 Laps at start</b>				<b>9 Laps at start</b>								
10	10'35.548	17.306	24.063	28.137	26.633									
11	1'39.477 *	23.490	22.338	26.832	26.817*	306.8								
12	<b>1'33.930</b>	21.486	21.492	26.038	24.914	311.6								
	<b>unfinished</b>	21.576				312.6								
<b>Run # 3</b>	<i>Front Tyre</i>	<b>Slick-Medium</b>	<i>Rear Tyre</i>	<b>Slick-Soft</b>										
		<b>New Tyre</b>				<b>New Tyre</b>								
13	1'45.606 *	22.070*	23.987	29.121	30.428									
14	1'35.266 *	22.164*	22.027	26.164	24.911	312.6								
15	1'33.708 *	21.674*	21.428	25.954	24.652	312.6								
16	<b>1'33.561</b>	21.375	21.545	25.880	24.761	313.5								

**Fastest Lap:** Enea BASTIANINI Gresini Racing MotoGP ITA **1'31.148** 20.700 20.973 25.203 24.272

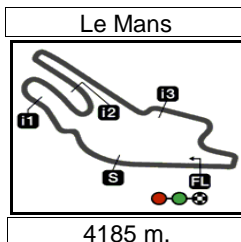
These data/results cannot be reproduced, stored and/or transmitted in whole or in part by any manner of electronic, mechanical, photocopying, recording, broadcasting or otherwise now known or herein after developed without the previous express consent by the copyright owner, except for reproduction in daily press and regular printed publications on sale to the public within 60 days of the event related to those data/results and always provided that copyright symbol appears together as follows below.  
© DORNA, 2022

Official MotoGP Timing by **TISSOT**  
www.motogp.com

Le Mans, Friday, May 13, 2022

Page 7 of 7





Results and timing service provided by **TISSOT**

# SHARK GRAND PRIX DE FRANCE

## Free Practice Nr. 2

### Best Partial Times

**MotoGP™**

*IT* Ideal Lap Time, sum of the best partial times

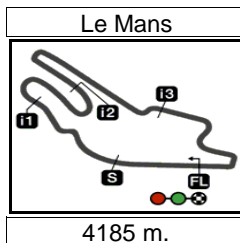
*BT* Best Lap Time

T1			T2			T3			T4			IT		BT
Pos	Rider	Time	Rider	Time	Rider	Time	Rider	Time	Pos	Rider	IT	BT		
1	E.BASTIANINI	20.700	A.ESPARGARO	20.902	A.ESPARGARO	25.190	J.MIR	24.180	1	E.BASTIANINI	1'31.139	1'31.148	(1)	
2	A.RINS	20.812	F.BAGNAIA	20.954	J.MILLER	25.195	B.BINDER	24.212	2	A.ESPARGAR	1'31.316	1'31.350	(2)	
3	F.QUARTARARO	20.842	F.QUARTARARO	20.959	E.BASTIANINI	25.203	F.BAGNAIA	24.241	3	F.QUARTARAR	1'31.402	1'31.640	(6)	
4	P.ESPARGARO	20.845	E.BASTIANINI	20.964	A.RINS	25.260	F.QUARTARARO	24.272	4	A.RINS	1'31.445	1'31.445	(3)	
5	J.ZARCO	20.886	J.ZARCO	20.970	P.ESPARGARO	25.281	E.BASTIANINI	24.272	5	F.BAGNAIA	1'31.493	1'31.635	(5)	
6	F.DI GIANNANTO	20.914	J.MIR	21.019	J.ZARCO	25.285	A.ESPARGARO	24.286	6	J.ZARCO	1'31.499	1'31.508	(4)	
7	A.ESPARGARO	20.938	J.MARTIN	21.029	B.BINDER	25.307	A.RINS	24.333	7	B.BINDER	1'31.627	1'31.657	(7)	
8	F.BAGNAIA	20.943	F.MORBIDELLI	21.030	J.MIR	25.313	J.ZARCO	24.358	8	J.MIR	1'31.666	1'31.666	(8)	
9	M.VIÑALES	20.952	B.BINDER	21.031	M.VIÑALES	25.317	M.MARQUEZ	24.371	9	J.MILLER	1'31.675	1'31.914	(10)	
10	M.MARQUEZ	21.012	A.RINS	21.040	F.QUARTARARO	25.329	J.MARTIN	24.383	10	P.ESPARGAR	1'31.687	1'32.076	(13)	
11	A.MARQUEZ	21.022	P.ESPARGARO	21.058	J.MARTIN	25.337	J.MILLER	24.384	11	J.MARTIN	1'31.815	1'31.912	(9)	
12	J.MILLER	21.035	J.MILLER	21.061	F.BAGNAIA	25.355	M.VIÑALES	24.395	12	M.VIÑALES	1'31.847	1'32.051	(12)	
13	A.DOVIZIOSO	21.052	A.DOVIZIOSO	21.125	F.MORBIDELLI	25.357	F.MORBIDELLI	24.405	13	M.MARQUEZ	1'31.943	1'32.153	(14)	
14	L.MARINI	21.057	M.OLIVEIRA	21.130	M.MARQUEZ	25.411	M.OLIVEIRA	24.446	14	F.MORBIDELLI	1'31.965	1'32.025	(11)	
15	R.GARDNER	21.058	F.DI GIANNANTO	21.138	T.NAKAGAMI	25.486	L.MARINI	24.478	15	F.DI GIANNAN	1'32.067	1'32.275	(15)	
16	J.MARTIN	21.066	M.BEZZECCHI	21.139	F.DI GIANNANTO	25.486	P.ESPARGARO	24.503	16	L.MARINI	1'32.225	1'32.416	(17)	
17	M.BEZZECCHI	21.073	M.MARQUEZ	21.149	L.MARINI	25.494	M.BEZZECCHI	24.511	17	M.BEZZECCHI	1'32.284	1'32.314	(16)	
18	B.BINDER	21.077	M.VIÑALES	21.183	A.MARQUEZ	25.532	F.DI GIANNANTO	24.529	18	M.OLIVEIRA	1'32.307	1'32.695	(20)	
19	M.OLIVEIRA	21.122	T.NAKAGAMI	21.195	M.BEZZECCHI	25.561	A.DOVIZIOSO	24.535	19	A.DOVIZIOSO	1'32.333	1'32.536	(19)	
20	J.MIR	21.154	L.MARINI	21.196	M.OLIVEIRA	25.609	A.MARQUEZ	24.548	20	A.MARQUEZ	1'32.361	1'32.505	(18)	
21	F.MORBIDELLI	21.173	R.GARDNER	21.221	A.DOVIZIOSO	25.621	T.NAKAGAMI	24.621	21	T.NAKAGAMI	1'32.523	1'33.397	(22)	
22	T.NAKAGAMI	21.221	A.MARQUEZ	21.259	R.GARDNER	25.787	R.GARDNER	24.624	22	R.GARDNER	1'32.690	1'32.737	(21)	
23	R.FERNANDEZ	21.334	D.BINDER	21.287	D.BINDER	25.880	D.BINDER	24.652	23	D.BINDER	1'33.194	1'33.561	(24)	
24	D.BINDER	21.375	R.FERNANDEZ	21.357	R.FERNANDEZ	26.030	R.FERNANDEZ	24.833	24	R.FERNANDEZ	1'33.554	1'33.557	(23)	

These data/results cannot be reproduced, stored and/or transmitted in whole or in part by any manner of electronic, mechanical, photocopying, recording, broadcasting or otherwise now known or herein after developed without the previous express consent by the copyright owner, except for reproduction in daily press and regular printed publications on sale to the public within 60 days of the event related to those data/results and always provided that copyright symbol appears together as follows below.  
© DORNA, 2022

Official MotoGP Timing by **TISSOT**  
www.motogp.com





Results and timing service provided by TISSOT

**MotoGP™**

## SHARK GRAND PRIX DE FRANCE

### Free Practice Nr. 2

### Fastest Laps Sequence

<i>Practice Time</i>	<i>Rider</i>	<i>Nation</i>	<i>Motorcycle</i>	<i>Time</i>	<i>Km/h</i>	<i>Rider's Lap</i>
3'32.560	21 Franco MORBIDELLI	ITA	YAMAHA	1'34.788	158.9	2
4'01.087	33 Brad BINDER	RSA	KTM	1'34.490	159.4	2
4'04.914	5 Johann ZARCO	FRA	DUCATI	1'34.396	159.6	2
4'05.956	87 Remy GARDNER	AUS	KTM	1'34.268	159.8	2
4'15.588	44 Pol ESPARGARO	SPA	HONDA	1'33.519	161.1	2
4'21.486	89 Jorge MARTIN	SPA	DUCATI	1'33.476	161.1	2
4'22.796	42 Alex RINS	SPA	SUZUKI	1'33.074	161.8	2
5'37.699	5 Johann ZARCO	FRA	DUCATI	1'32.785	162.3	3
5'44.609	41 Aleix ESPARGARO	SPA	APRILIA	1'32.665	162.5	3
5'48.115	44 Pol ESPARGARO	SPA	HONDA	1'32.527	162.8	3
5'54.988	42 Alex RINS	SPA	SUZUKI	1'32.192	163.4	3
7'45.748	20 Fabio QUARTARARO	FRA	YAMAHA	1'31.991	163.7	4
10'50.023	20 Fabio QUARTARARO	FRA	YAMAHA	1'31.640	164.4	6
13'41.522	63 Francesco BAGNAIA	ITA	DUCATI	1'31.635	164.4	8
41'25.943	41 Aleix ESPARGARO	SPA	APRILIA	1'31.574	164.5	16
44'57.806	23 Enea BASTIANINI	ITA	DUCATI	1'31.148	165.2	16

These data/results cannot be reproduced, stored and/or transmitted in whole or in part by any manner of electronic, mechanical, photocopying, recording, broadcasting or otherwise now known or herein after developed without the previous express consent by the copyright owner, except for reproduction in daily press and regular printed publications on sale to the public within 60 days of the event related to those data/results and always provided that copyright symbol appears together as follows below.

© DORNA, 2022

Official MotoGP Timing by TISSOT  
www.motogp.com

Le Mans, Friday, May 13, 2022

