
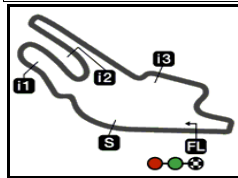



Le Mans

Results and timing service provided by **MotoGP™**

4185 m.

SHARK GRAND PRIX DE FRANCE**Free Practice Nr. 3****Classification****10**

	Rider	Nation	Team	Motorcycle	Time	Lap Total	Gap	Top Speed
1	5 Johann ZARCO	FRA	Pramac Racing	DUCATI	1'30.537	21 21		319.6
2	63 Francesco BAGNAIA	ITA	Ducati Lenovo Team	DUCATI	1'30.568	20 22	0.031 0.031	316.5
3	20 Fabio QUARTARARO	FRA	Monster Energy Yamaha MotoGP	YAMAHA	1'30.682	20 20	0.145 0.114	313.5
4	93 Marc MARQUEZ	SPA	Repsol Honda Team	HONDA	1'30.785	20 20	0.248 0.103	314.5
5	43 Jack MILLER	AUS	Ducati Lenovo Team	DUCATI	1'30.837	21 21	0.300 0.052	318.5
6	41 Aleix ESPARGARO	SPA	Aprilia Racing	APRILIA	1'30.986	19 20	0.449 0.149	317.5
7	30 Takaaki NAKAGAMI	JPN	LCR Honda IDEMITSU	HONDA	1'31.062	22 22	0.525 0.076	316.5
8	42 Alex RINS	SPA	Team SUZUKI ECSTAR	SUZUKI	1'31.087	20 20	0.550 0.025	317.5
9	44 PoI ESPARGARO	SPA	Repsol Honda Team	HONDA	1'31.102	16 17	0.565 0.015	316.5
10	89 Jorge MARTIN	SPA	Pramac Racing	DUCATI	1'31.151	19 22	0.614 0.049	317.5
11	12 Maverick VIÑALES	SPA	Aprilia Racing	APRILIA	1'31.169	17 19	0.632 0.018	319.6
12	36 Joan MIR	SPA	Team SUZUKI ECSTAR	SUZUKI	1'31.228	16 21	0.691 0.059	316.5
13	10 Luca MARINI	ITA	Mooney VR46 Racing Team	DUCATI	1'31.228	22 22	0.691	318.5
14	33 Brad BINDER	RSA	Red Bull KTM Factory Racing	KTM	1'31.353	20 20	0.816 0.125	313.5
15	72 Marco BEZZECCHI	ITA	Mooney VR46 Racing Team	DUCATI	1'31.403	21 21	0.866 0.050	321.6
16	23 Enea BASTIANINI	ITA	Gresini Racing MotoGP	DUCATI	1'31.539	16 18	1.002 0.136	319.6
17	49 Fabio DI GIANNANTONIO	ITA	Gresini Racing MotoGP	DUCATI	1'31.593	16 18	1.056 0.054	319.6
18	88 Miguel OLIVEIRA	POR	Red Bull KTM Factory Racing	KTM	1'31.699	18 20	1.162 0.106	313.5
19	21 Franco MORBIDELLI	ITA	Monster Energy Yamaha MotoGP	YAMAHA	1'31.716	20 21	1.179 0.017	311.6
20	4 Andrea DOVIZIOSO	ITA	WithU Yamaha RNF MotoGP Tea	YAMAHA	1'31.847	21 23	1.310 0.131	312.6
21	87 Remy GARDNER	AUS	Tech3 KTM Factory Racing	KTM	1'31.887	16 18	1.350 0.040	316.5
22	73 Alex MARQUEZ	SPA	LCR Honda CASTROL	HONDA	1'32.002	21 22	1.465 0.115	317.5
23	25 Raul FERNANDEZ	SPA	Tech3 KTM Factory Racing	KTM	1'33.083	9 15	2.546 1.081	313.5
24	40 Darryn BINDER	RSA	WithU Yamaha RNF MotoGP Tea	YAMAHA	1'33.241	16 19	2.704 0.158	315.5

Practice condition: Dry**Air: 16°****Humidity: 63%****Ground: 17°**

Fastest Lap:	Lap: 21	Johann ZARCO	1'30.537	166.4 Km/h
Best Race Lap:	2017	Maverick VIÑALES	1'32.309	163.2 Km/h
All Time Lap Record:	2022	Johann ZARCO	1'30.537	166.4 Km/h

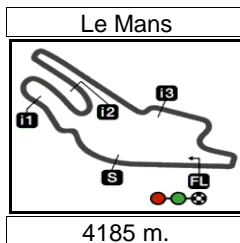
The results are provisional until the end of the limit for protest and appeals.

Time limit for protest expires 30' after publication of the results - Time:

These data/results cannot be reproduced, stored and/or transmitted in whole or in part by any manner of electronic, mechanical, photocopying, recording, broadcasting or otherwise now known or herein after developed without the previous express consent by the copyright owner, except for reproduction in daily press and regular printed publications on sale to the public within 60 days of the event related to those data/results and always provided that copyright symbol appears together as follows below.

© DORNA, 2022

Official MotoGP Timing by TISSOT
www.motogp.com**Le Mans, Saturday, May 14, 2022**



Results and timing service provided by TISSOT

MotoGP™

SHARK GRAND PRIX DE FRANCE

Free Practice Nr. 3

Combined Free Practice Times

11

	Rider	Nation	Team	MOTORCYCLE	FP1	FP2	FP3	Gap
1	5 J.ZARCO	FRA	Pramac Racing	DUCATI	1'32.112 23	1'31.508 17	1'30.537 21	
2	63 F.BAGNAIA	ITA	Ducati Lenovo Team	DUCATI	1'31.893 21	1'31.635 8	1'30.568 20	0.031 0.031
3	20 F.QUARTARARO	FRA	Monster Energy Yamaha MotoGP	YAMAHA	1'31.912 20	1'31.640 6	1'30.682 20	0.145 0.114
4	93 M.MARQUEZ	SPA	Repsol Honda Team	HONDA	1'32.266 21	1'32.153 13	1'30.785 20	0.248 0.103
5	43 J.MILLER	AUS	Ducati Lenovo Team	DUCATI	1'31.961 18	1'31.914 17	1'30.837 21	0.300 0.052
6	41 A.ESPARGARO	SPA	Aprilia Racing	APRILIA	1'31.933 21	1'31.350 19	1'30.986 19	0.449 0.149
7	30 T.NAKAGAMI	JPN	LCR Honda IDEMITSU	HONDA	1'32.165 20	1'33.397 14	1'31.062 22	0.525 0.076
8	42 A.RINS	SPA	Team SUZUKI ECSTAR	SUZUKI	1'31.880 20	1'31.445 21	1'31.087 20	0.550 0.025
9	44 P.ESPARGARO	SPA	Repsol Honda Team	HONDA	1'31.771 20	1'32.076 5	1'31.102 16	0.565 0.015
10	23 E.BASTIANINI	ITA	Gresini Racing MotoGP	DUCATI	1'32.255 18	1'31.148 16	1'31.539 16	0.611 0.046
11	89 J.MARTIN	SPA	Pramac Racing	DUCATI	1'32.491 20	1'31.912 20	1'31.151 19	0.614 0.003
12	12 M.VIÑALES	SPA	Aprilia Racing	APRILIA	1'32.078 19	1'32.051 19	1'31.169 17	0.632 0.018
13	36 J.MIR	SPA	Team SUZUKI ECSTAR	SUZUKI	1'31.942 20	1'31.666 14	1'31.228 16	0.691 0.059
14	10 L.MARINI	ITA	Mooney VR46 Racing Team	DUCATI	1'32.128 17	1'32.416 15	1'31.228 22	0.691
15	33 B.BINDER	RSA	Red Bull KTM Factory Racing	KTM	1'32.756 21	1'31.657 18	1'31.353 20	0.816 0.125
16	72 M.BEZZECCHI	ITA	Mooney VR46 Racing Team	DUCATI	1'32.674 15	1'32.314 7	1'31.403 21	0.866 0.050
17	49 F.DI GIANNANTO	ITA	Gresini Racing MotoGP	DUCATI	1'32.755 21	1'32.275 7	1'31.593 16	1.056 0.190
18	88 M.OLIVEIRA	POR	Red Bull KTM Factory Racing	KTM	1'33.021 12	1'32.695 18	1'31.699 18	1.162 0.106
19	21 F.MORBIDELLI	ITA	Monster Energy Yamaha MotoGP	YAMAHA	1'32.937 20	1'32.025 19	1'31.716 20	1.179 0.017
20	4 A.DOVIZIOSO	ITA	WithU Yamaha RNF MotoGP Team	YAMAHA	1'32.736 12	1'32.536 14	1'31.847 21	1.310 0.131
21	87 R.GARDNER	AUS	Tech3 KTM Factory Racing	KTM	1'33.302 19	1'32.737 5	1'31.887 16	1.350 0.040
22	73 A.MARQUEZ	SPA	LCR Honda CASTROL	HONDA	1'32.762 20	1'32.505 15	1'32.002 21	1.465 0.115
23	25 R.FERNANDEZ	SPA	Tech3 KTM Factory Racing	KTM	1'34.151 10	1'33.557 17	1'33.083 9	2.546 1.081
24	40 D.BINDER	RSA	WithU Yamaha RNF MotoGP Team	YAMAHA	1'34.624 18	1'33.561 16	1'33.241 16	2.704 0.158

Pole Position Record:	2018	Johann ZARCO	1'31.185	165.2 Km/h
Best Race Lap:	2017	Maverick VIÑALES	1'32.309	163.2 Km/h
All Time Lap Record:	2022	Johann ZARCO	1'30.537	166.4 Km/h

The results are provisional until the end of the limit for protest and appeals.

Time limit for protest expires 60' after publication of the results - Time:

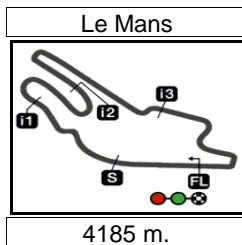
These data/results cannot be reproduced, stored and/or transmitted in whole or in part by any manner of electronic, mechanical, photocopying, recording, broadcasting or otherwise now known or herein after developed without the previous express consent by the copyright owner, except for reproduction in daily press and regular printed publications on sale to the public within 60 days of the event related to those data/results and always provided that copyright symbol appears together as follows below.

© DORNA, 2022

Official MotoGP Timing by TISSOT
www.motogp.com

Le Mans, Saturday, May 14, 2022





Results and timing service provided by **TISSOT**

MotoGP™

SHARK GRAND PRIX DE FRANCE

Free Practice Nr. 3

Top Speed & Average

12



Rider	Nation	Motorcycle	Top 5 speeds					Average	Top
72 Marco BEZZECCHI	ITA	DUCATI	321.6	319.6	318.5	317.5	317.5	318.5	321.6
5 Johann ZARCO	FRA	DUCATI	319.6	318.5	317.5	316.5	314.5	316.5	319.6
12 Maverick VIÑALES	SPA	APRILIA	319.6	317.5	316.5	316.5	316.5	317.1	319.6
23 Enea BASTIANINI	ITA	DUCATI	319.6	318.5	318.5	317.5	317.5	318.1	319.6
49 Fabio DI GIANNANTONIO	ITA	DUCATI	319.6	315.5	315.5	314.5	314.5	315.9	319.6
10 Luca MARINI	ITA	DUCATI	318.5	315.5	314.5	313.5	313.5	315.1	318.5
43 Jack MILLER	AUS	DUCATI	318.5	318.5	316.5	316.5	315.5	316.5	318.5
41 Aleix ESPARGARO	SPA	APRILIA	317.5	315.5	315.5	314.5	314.5	315.2	317.5
42 Alex RINS	SPA	SUZUKI	317.5	316.5	316.5	316.5	314.5	315.6	317.5
73 Alex MARQUEZ	SPA	HONDA	317.5	315.5	315.5	314.5	314.5	315.3	317.5
89 Jorge MARTIN	SPA	DUCATI	317.5	314.5	314.5	314.5	314.5	315.1	317.5
30 Takaaki NAKAGAMI	JPN	HONDA	316.5	315.5	315.5	314.5	313.5	314.2	316.5
36 Joan MIR	SPA	SUZUKI	316.5	316.5	316.5	316.5	315.5	316.0	316.5
44 Po ESPARGARO	SPA	HONDA	316.5	315.5	314.5	314.5	313.5	314.7	316.5
63 Francesco BAGNAIA	ITA	DUCATI	316.5	315.5	314.5	314.5	314.5	314.9	316.5
87 Remy GARDNER	AUS	KTM	316.5	315.5	313.5	313.5	312.6	313.8	316.5
40 Darryn BINDER	RSA	YAMAHA	315.5	314.5	313.5	313.5	312.6	313.4	315.5
93 Marc MARQUEZ	SPA	HONDA	314.5	312.6	311.6	310.6	310.6	311.6	314.5
20 Fabio QUARTARARO	FRA	YAMAHA	313.5	312.6	312.6	311.6	311.6	312.3	313.5
25 Raul FERNANDEZ	SPA	KTM	313.5	313.5	312.6	311.6	311.6	312.6	313.5
33 Brad BINDER	RSA	KTM	313.5	312.6	312.6	312.6	310.6	312.1	313.5
88 Miguel OLIVEIRA	POR	KTM	313.5	311.6	310.6	310.6	310.6	311.4	313.5
4 Andrea DOVIZIOSO	ITA	YAMAHA	312.6	312.6	311.6	310.6	310.6	311.6	312.6
21 Franco MORBIDELLI	ITA	YAMAHA	311.6	309.6	309.6	309.6	309.6	309.9	311.6

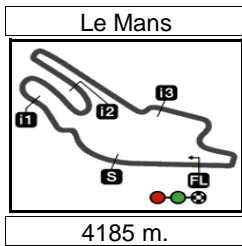
These data/results cannot be reproduced, stored and/or transmitted in whole or in part by any manner of electronic, mechanical, photocopying, recording, broadcasting or otherwise now known or herein after developed without the previous express consent by the copyright owner, except for reproduction in daily press and regular printed publications on sale to the public within 60 days of the event related to those data/results and always provided that copyright symbol appears together as follows below.

© DORNA, 2022

Official MotoGP Timing by **TISSOT**
www.motogp.com



Le Mans, Saturday, May 14, 2022



Results and timing service provided by TISSOT

MotoGP™

SHARK GRAND PRIX DE FRANCE

Free Practice Nr. 3

Chronological Analysis of Performances

13

* Lap / Sector time cancelled **T1** Time from finish line to 1st intermed. **T3** Time from 2nd intermed. to 3rd intermed.
P Crossing the finish line in pit lane **T2** Time from 1st intermed. to 2nd intermed. **T4** Time from 3rd intermediate to finish line
****** Tyre data subject to further updates

Lap	Lap Time	T1	T2	T3	T4	Speed	Lap	Lap Time	T1	T2	T3	T4	Speed	
1st	5	Johann ZARCO		DUCATI		FRA	8	1'32.942	P	21.276	21.075	25.435	25.156	310.6
		Pramac Racing					Run # 2	Front Tyre Slick-Soft		Rear Tyre Slick-Medium				
		Runs=3 Total laps=21 Full laps=9						19 Laps at start		12 Laps at start				
Run # 1	Front Tyre	Slick-Soft	Rear Tyre	Slick-Soft	4 Laps at start		9	5'52.579	18.537	24.619	27.345	25.744		
		New Tyre					10	1'32.854	21.695	21.205	25.343	24.611	312.6	
1	2'08.260	16.706	23.341	27.539	25.857		11	1'32.247	21.292	21.148	25.320	24.487	312.6	
2	1'35.789	* 22.036	21.552	26.496*	25.705	304.0	12	1'32.123	21.157	21.153	25.316	24.497	314.5	
3	1'32.955	21.376	21.217	25.674	24.688	309.6	13	1'32.167	21.112	21.079	25.352	24.624	313.5	
4	1'33.097	21.425	21.219	25.728	24.725	316.5	14	1'36.415	P 22.744	22.390	27.199	24.082	284.1	
5	1'32.518	21.286	21.149	25.520	24.563	311.6	Run # 3	Front Tyre	Slick-Soft	Rear Tyre	Slick-Soft			
6	1'33.807	P 21.248	21.147	25.521	25.891	308.7		New Tyre		New Tyre				
Run # 2	Front Tyre	Slick-Soft	Rear Tyre	Slick-Soft	6 Laps at start		15	5'58.862	17.436	25.182	26.072	24.717		
							16	1'37.406	* 20.975	20.947			314.5	
7	6'58.123	16.975	22.690	26.735	25.336		17	1'37.027	P 21.028	20.907			313.5	
8	1'32.817	21.312	21.243	25.634	24.628	311.6	Run # 4	Front Tyre	Slick-Soft	Rear Tyre	Slick-Soft			
9	1'32.587	* 21.207	21.193*	25.583	24.604	312.6		3 Laps at start		New Tyre				
10	1'32.665	21.155	21.140	25.573	24.797	310.6	18	3'18.861	18.338	22.950	28.636	24.928		
11	1'32.160	21.186	21.058	25.404	24.512	314.5	19	1'31.227	21.028	20.902	25.119	24.178	313.5	
12	1'32.016	21.081	20.992	25.285	24.658	313.5	20	1'30.568	20.766	20.784	24.922	24.096	315.5	
13	1'37.014	P 21.502*	22.481	27.496	25.535	312.6	21	1'41.839	* 24.401*	22.338	30.078	25.022	313.5	
Run # 3	Front Tyre	Slick-Soft	Rear Tyre	Slick-Soft	New Tyre		22	1'31.392	20.960	20.980	25.165	24.287	316.5	
14	6'47.002	16.466	23.045	26.358	25.052		3rd	20	Fabio QUARTARARO		YAMAHA	FRA		
15	1'36.770	* 20.489*	21.042			313.5		Monster Energy Yamaha MotoGP						
16	1'31.307	* 20.946	20.837	25.203	24.321	314.5		Runs=2 Total laps=20 Full laps=14						
17	1'34.277	P 20.866*	22.035	26.588	24.788	318.5	Run # 1	Front Tyre	Slick-Soft	Rear Tyre	Slick-Soft			
Run # 4	Front Tyre	Slick-Soft	Rear Tyre	Slick-Soft	4 Laps at start			New Tyre		5 Laps at start				
							1	3'15.397	17.596	23.862	27.704	25.897		
18	3'27.543	15.462	21.938	25.757	24.590		2	1'33.892	21.854	21.433	25.862	24.743	309.6	
19	1'31.971	* 20.728*	21.197	25.388	24.658	314.5	3	1'32.590	21.267	21.106	25.596	24.621	309.6	
20	1'31.032	20.835	20.723	25.305	24.169	319.6	4	1'32.150	21.175	21.101	25.381	24.493	310.6	
21	1'30.537	20.798	20.703	24.974	24.062	317.5	5	1'31.844	21.039	21.028	25.369	24.408	309.6	
2nd	63	Francesco BAGNAIA		DUCATI		ITA	6	1'32.023	21.092	21.036	25.438	24.457	309.6	
		Ducati Lenovo Team					7	1'31.857	21.018	21.042	25.332	24.465	310.6	
		Runs=3 Total laps=22 Full laps=12					8	1'39.743	* 24.696*	23.444	26.508*	25.095	307.7	
Run # 1	Front Tyre	Slick-Soft	Rear Tyre	Slick-Soft	11 Laps at start		9	1'31.996	21.190	21.058	25.364	24.384	309.6	
							10	1'31.770	21.046	21.062	25.282	24.380	309.6	
1	2'25.307	16.227	23.053	26.957	25.396		11	1'31.727	21.119	21.002	25.304	24.302	311.6	
2	1'33.888	21.697	21.568	25.818	24.805	304.9	12	1'31.713	21.025	21.051	25.287	24.350	311.6	
3	1'33.145	21.446	21.363	25.616	24.720	314.5	13	1'37.701	P 22.852*	23.305	27.614*	23.930	304.9	
4	1'32.342	21.231	21.212	25.310	24.589	314.5	Run # 2	Front Tyre	Slick-Soft	Rear Tyre	Slick-Soft			
5	1'32.229	* 21.234	21.126	25.272	24.597*	312.6		New Tyre		New Tyre				
6	1'31.976	21.168	21.119	25.205	24.484	312.6	14	9'27.211	18.603	22.695	26.234	24.648		
7	1'40.361	25.421	22.950	27.034	24.956	314.5	15	1'31.214	21.030	20.889	25.149	24.146	311.6	
							16	1'30.847	20.845	20.768	25.100	24.134	312.6	

Fastest Lap: Johann ZARCO Pramac Racing FRA **1'30.537** 20.798 20.703 24.974 24.062

These data/results cannot be reproduced, stored and/or transmitted in whole or in part by any manner of electronic, mechanical, photocopying, recording, broadcasting or otherwise now known or herein after developed without the previous express consent by the copyright owner, except for reproduction in daily press and regular printed publications on sale to the public within 60 days of the event related to those data/results and always provided that copyright symbol appears together as follows below.
© DORNA, 2022



Free Practice Nr. 3

MotoGP

Lap	Lap Time	T1	T2	T3	T4	Speed	Lap	Lap Time	T1	T2	T3	T4	Speed
17	1'34.034 P	22.473*	22.351	25.763	23.447	307.7	11	1'32.131	21.164	21.106	25.308	24.553	314.5
Run # 3	Front Tyre Slick-Soft	Rear Tyre Slick-Soft		New Tyre			12	1'31.969	21.070	21.089	25.275	24.535	315.5
4 Laps at start							13	1'35.288 P	22.600*	21.817	25.987	24.884	303.1
18	6'01.906 *	16.507	22.374	26.110*	25.042		Run # 3	Front Tyre Slick-Soft	Rear Tyre Slick-Soft		New Tyre		
19	1'31.019	20.934	20.845	25.091	24.149	312.6							
20	1'30.682	20.750	20.792	25.020	24.120	313.5							

4th 93 Marc MARQUEZ HONDA SPA
Repsol Honda Team
Runs=3 Total laps=20 Full laps=12

Run #	Front Tyre	Slick-Soft	Rear Tyre	Slick-Soft	Speed
Run # 1	New Tyre		5 Laps at start		
1	2'02.863	16.600	23.478	27.754	26.207
2	1'36.022	22.653	21.988	26.310	304.0
3	1'33.895	21.772	21.513	25.847	305.8
4	1'32.253	21.258	21.187	25.433	308.7
5	1'31.965	21.055	21.116	25.361	309.6
6	1'36.737 P	22.310	22.399	27.311	310.6

Run #	Front Tyre	Slick-Soft	Rear Tyre	Slick-Soft	Speed
Run # 2	6 Laps at start		11 Laps at start		
7	6'16.783	17.402	22.434	26.583	25.363
8	1'33.830	21.835	21.544	25.784	305.8
9	1'33.679 *	21.656	21.622*	25.736	303.1
10	1'32.184	21.130	21.118	25.362	310.6
11	1'32.250	21.200	21.206	25.436	307.7
12	1'38.020 P	22.035	23.511	26.569	310.6

Run #	Front Tyre	Slick-Soft	Rear Tyre	Slick-Soft	Speed
Run # 3	New Tyre		New Tyre		
13	5'45.429	16.426	23.102	26.251	25.073
14	1'35.857	22.377	22.596	26.246	308.7
15	1'31.377	21.050	21.062	25.086	310.6
16	1'31.349	20.920	20.909	25.153	311.6
17	1'34.279 P	22.439*	21.954	25.747	308.7

Run #	Front Tyre	Slick-Soft	Rear Tyre	Slick-Soft	Speed
Run # 4	5 Laps at start		New Tyre		
18	6'01.021	16.757	22.068	26.182	25.025
19	1'30.948	20.945	20.914	25.032	314.5
20	1'30.785	20.845	20.761	25.084	312.6

5th 43 Jack MILLER DUCATI AUS
Ducati Lenovo Team
Runs=3 Total laps=21 Full laps=13

Run #	Front Tyre	Slick-Soft	Rear Tyre	Slick-Soft	Speed
Run # 1	6 Laps at start		6 Laps at start		
1	2'19.919	16.216	23.161	26.952	25.632
2	1'33.809	21.641	21.383	25.727	314.5
3	1'32.627	21.276	21.229	25.426	315.5
4	1'36.116	24.741	21.323	25.463	315.5
5	1'32.053	21.228	21.055	25.308	316.5
6	1'35.624	21.172	23.883	25.914	314.5
7	1'32.171	21.184	21.154	25.288	314.5
8	1'33.640 P	21.321	21.152	25.444	313.5

Run #	Front Tyre	Slick-Soft	Rear Tyre	Slick-Soft	Speed
Run # 2	14 Laps at start		14 Laps at start		
9	7'42.725	16.848	21.915	26.057	25.172
10	1'32.835	21.465	21.254	25.506	312.6

6th 41 Aleix ESPARGARO APRILIA SPA
Aprilia Racing
Runs=2 Total laps=20 Full laps=14

Run #	Front Tyre	Slick-Soft	Rear Tyre	Slick-Soft	Speed
Run # 1	New Tyre		5 Laps at start		
1	2'33.708	16.757	22.866	26.841	25.618
2	1'35.582	22.512	21.707	26.193	310.6
3	1'34.130	21.786	21.370	25.865	313.5
4	1'32.994	21.386	21.248	25.613	311.6
5	1'32.745	21.366	21.197	25.512	313.5
6	1'32.561	21.203	21.124	25.472	312.6
7	1'32.182	21.175	21.044	25.419	313.5
8	1'32.030	21.051	21.008	25.341	314.5
9	1'39.090 P	23.328	22.591	27.082	313.5

Run #	Front Tyre	Slick-Soft	Rear Tyre	Slick-Soft	Speed
Run # 2	9 Laps at start		New Tyre		
10	12'04.659	17.496	22.127	26.162	24.941
11	1'33.531	21.315	21.067	25.454	314.5
12	1'31.713	21.057	20.984	25.204	314.5
13	1'31.507	21.118	20.864	25.105	313.5
14	1'38.007 P	23.611*	22.041	26.474	312.6

Run #	Front Tyre	Slick-Soft	Rear Tyre	Slick-Soft	Speed
Run # 3	New Tyre		New Tyre		
15	5'11.918	16.265	21.802	25.696	24.716
16	1'33.317	21.238	20.863	25.161	315.5
17	1'31.762	20.933	20.826	25.392	314.5
18	1'31.120	20.881	20.938	24.964	315.5
19	1'30.986	20.782	20.785	25.114	317.5
20	1'51.431 *	27.905*	26.361	30.372	295.9

7th 30 Takaaki NAKAGAMI HONDA JPN
LCR Honda IDEMITSU
Runs=2 Total laps=22 Full laps=16

Run #	Front Tyre	Slick-Soft	Rear Tyre	Slick-Soft	Speed
Run # 1	New Tyre		3 Laps at start		
1	2'16.389	17.558	23.669	27.394	25.909
2	1'38.656	21.727	25.466	26.483	311.6
3	1'32.923	21.288	21.312	25.769	314.5
4	1'32.786	21.410	21.307	25.520	312.6
5	1'32.175	21.186	21.148	25.463	315.5

Fastest Lap: Johann ZARCO Pramac Racing FRA **1'30.537** 20.798 20.703 24.974 24.062

These data/results cannot be reproduced, stored and/or transmitted in whole or in part by any manner of electronic, mechanical, photocopying, recording, broadcasting or otherwise now known or herein after developed without the previous express consent by the copyright owner, except for reproduction in daily press and regular printed publications on sale to the public within 60 days of the event related to those data/results and always provided that copyright symbol appears together as follows below.
© DORNA, 2022



Free Practice Nr. 3

MotoGP

Lap	Lap Time	T1	T2	T3	T4	Speed	Lap	Lap Time	T1	T2	T3	T4	Speed	
							9th	44	Po ESPARGARO			HONDA		SPA
										Repsol Honda Team			Runs=3 Total laps=18 Full laps=13	
6	1'32.295	21.186	21.117	25.530	24.462	315.5	Run #	1	Front Tyre	Slick-Soft	Rear Tyre	Slick-Soft		
7	1'31.841	21.020	21.050	25.399	24.372	312.6				New Tyre			6 Laps at start	
8	1'37.039	P 21.912	22.403	26.987	25.737	309.6	1	2'18.474	15.931	23.181	26.595	25.775		
Run #	2	Front Tyre	Slick-Soft	Rear Tyre	Slick-Soft		2	1'34.321	21.522	21.611	26.212	24.976	312.6	
			New Tyre				3	1'35.077	21.343	22.463	26.411	24.860	311.6	
9	8'15.217	17.647	22.646	26.854	25.192		4	1'32.727	21.364	21.194	25.517	24.652	314.5	
10	1'33.105	21.732	21.334	25.558	24.481	310.6	5	1'32.238	21.077	21.226	25.401	24.534	313.5	
11	1'31.471	* 20.979	20.963	25.226	24.303*	313.5	6	1'32.333	21.057	21.211	25.389	24.676	313.5	
12	1'42.928	20.959	22.010	28.249	31.710	312.6	7	1'39.442	P 22.674*	23.455	28.669	24.644	308.7	
13	1'35.001	22.155	21.662	25.802	25.382	313.5	Run #	2	Front Tyre	Slick-Soft	Rear Tyre	Slick-Soft		
14	1'32.226	20.992	21.277	25.354	24.603	316.5				New Tyre			13 Laps at start	
15	1'41.150	P 20.949	21.044			313.5	8	5'48.057	17.189	23.358	26.289	25.104		
Run #	3	Front Tyre	Slick-Soft	Rear Tyre	Slick-Soft		unfinished		21.380				309.6	
			7 Laps at start			New Tyre	Run #	3	Front Tyre	Slick-Soft	Rear Tyre	Slick-Soft		
16	5'36.676	19.744	23.015	26.699	25.494					New Tyre			New Tyre	
17	1'32.949	21.510	21.380	25.434	24.625	312.6	9	1'32.258	15.409	22.227	26.539	28.083		
18	1'31.435	20.980	20.945	25.198	24.312	311.6	10	1'32.162	21.192	21.174	25.302	24.494	312.6	
19	1'38.583	24.047	23.922	26.137	24.477	313.5	11	1'31.491	20.924	21.117	25.129	24.321	312.6	
20	1'33.626	22.075	21.695	25.367	24.489	313.5	12	1'36.407	P 22.647	22.589	26.329	24.842	310.6	
21	1'32.023	20.815	21.338	25.518	24.352	313.5	Run #	4	Front Tyre	Slick-Soft	Rear Tyre	Slick-Soft		
22	1'31.062	20.828	20.949	25.116	24.169	313.5				4 Laps at start			New Tyre	
							8th	42	Alex RINS			SUZUKI		SPA
										Team SUZUKI ECSTAR			Runs=3 Total laps=20 Full laps=10	
Run #	1	Front Tyre	Slick-Soft	Rear Tyre	Slick-Soft		13	4'46.298	15.527	22.040	26.210	24.913		
			4 Laps at start			4 Laps at start	14	1'32.968	20.984	21.129	25.935	24.920	311.6	
1	2'53.851	16.765	22.995	26.600	25.545		15	1'31.232	20.801	20.996	25.048	24.387	315.5	
2	1'33.377	21.511	21.390	25.654	24.822	312.6	16	1'31.102	20.836	20.960	25.112	24.194	314.5	
3	1'32.878	21.304	21.259	25.631	24.684	313.5	17	1'31.163	20.742	21.037	25.157	24.227	316.5	
4	1'32.710	21.042	21.153	25.908	24.607	316.5	Run #	1	Front Tyre	Slick-Soft	Rear Tyre	Slick-Soft		
5	1'33.626	21.072	21.115	25.693	25.746	316.5				New Tyre			4 Laps at start	
6	1'32.352	21.186	21.171	25.458	24.537	314.5	1	2'27.094	16.035	22.926	26.969	25.588		
7	1'39.823	P 22.315*	23.136	27.426	26.946	314.5	2	1'34.319	* 21.710	21.607	25.849*	25.153	317.5	
Run #	2	Front Tyre	Slick-Soft	Rear Tyre	Slick-Soft		3	1'33.162	21.422	21.364	25.713	24.663	313.5	
			11 Laps at start			11 Laps at start	4	1'32.502	* 21.226	21.154	25.554*	24.568	313.5	
8	5'43.736	17.181	22.605	26.371	25.113		5	1'32.289	21.199	21.168	25.475	24.447	314.5	
9	1'32.701	* 21.288	21.324*	25.580	24.509	311.6	6	1'32.180	21.242	21.055	25.390	24.493	313.5	
10	1'32.125	21.012	21.169	25.404	24.540	312.6	7	1'31.798	21.093	20.981	25.334	24.390	314.5	
11	1'32.906	21.218	21.422	25.655	24.611	310.6	8	1'33.410	P 21.311	21.081	25.496	25.522	312.6	
12	1'36.677	P 22.562*	22.346	25.932	25.837	313.5	Run #	2	Front Tyre	Slick-Soft	Rear Tyre	Slick-Soft		
Run #	3	Front Tyre	Slick-Soft	Rear Tyre	Slick-Soft					8 Laps at start			12 Laps at start	
			New Tyre			New Tyre	9	7'10.388	16.674	22.210	25.751	24.695		
13	6'35.055	16.530	22.329	25.970	24.831		10	1'32.800	21.303	21.571	25.433	24.493	313.5	
14	1'31.790	21.031	21.103	25.276	24.380	312.6	11	1'32.006	21.139	21.086	25.335	24.446	312.6	
15	1'31.603	20.983	21.041	25.122	24.457	314.5	12	1'32.034	21.248	21.026	25.367	24.393	312.6	
16	1'34.374	P 20.958	21.015	26.899	25.502	313.5	13	1'32.313	* 21.208	21.111	25.136*	24.858	312.6	
Run #	4	Front Tyre	Slick-Soft	Rear Tyre	Slick-Soft		14	1'35.199	21.244	21.153	27.404	25.398	311.6	
			4 Laps at start			New Tyre	15	1'32.025	21.183	21.044	25.273	24.525	311.6	
17	5'38.506	16.846	21.707	25.722	24.480		16	1'37.338	P 22.231	23.278	25.510*	26.319	307.7	
18	1'33.560	* 22.271*	21.426	25.379	24.484	316.5								
19	1'33.411	* 20.773	20.923	25.290*	26.425	314.5								
20	1'31.087	20.632	20.940	25.234	24.281	317.5								

Fastest Lap: Johann ZARCO Pramac Racing FRA 1'30.537 20.798 20.703 24.974 24.062

These data/results cannot be reproduced, stored and/or transmitted in whole or in part by any manner of electronic, mechanical, photocopying, recording, broadcasting or otherwise now known or herein after developed without the previous express consent by the copyright owner, except for reproduction in daily press and regular printed publications on sale to the public within 60 days of the event related to those data/results and always provided that copyright symbol appears together as follows below.
© DORNA, 2022



Free Practice Nr. 3

MotoGP

Lap	Lap Time	T1	T2	T3	T4	Speed	Lap	Lap Time	T1	T2	T3	T4	Speed	
Run # 3	Front Tyre	Slick-Soft	Rear Tyre	Slick-Soft			12	1'42.441	P	21.206	21.251		313.5	
	New Tyre		New Tyre				Run # 3	Front Tyre	Slick-Soft	Rear Tyre	Slick-Soft			
17	6'38.185	15.886	22.304	25.712	24.865			New Tyre		New Tyre				
18	1'31.433	21.088	20.978	25.154	24.213	313.5	13	6'08.150	17.613	22.388	26.251	24.768		
19	1'31.151	20.990	20.871	25.025	24.265	314.5	14	1'31.958	21.213	20.998	25.340	24.407	311.6	
20	1'34.208	*	23.557*	21.141	24.898*	311.6	15	1'31.738	21.079	20.957	25.250	24.452	314.5	
21	1'35.069	22.525	21.382	25.670	25.492	314.5	16	1'31.228	20.962	20.817	25.156	24.293	314.5	
22	1'31.158	20.978	20.934	25.016	24.230	313.5	17	1'33.413	P	21.799*	21.771	25.870	23.973	316.5

11th 12 **Maverick VIÑALES** APRILIA SPA
Aprilia Racing

Runs=2 Total laps=19 Full laps=13

Run #	Front Tyre	Slick-Soft	Rear Tyre	Slick-Soft		
	5 Laps at start		5 Laps at start			
1	2'49.071	16.519	22.723	27.450	25.797	
2	1'36.567	23.022	22.029	26.245	25.271	316.5
3	1'33.817	21.495	21.490	25.989	24.843	316.5
4	1'32.953	21.229	21.379	25.705	24.640	315.5
5	1'32.630	21.235	21.274	25.528	24.593	316.5
6	1'38.755	*	23.560*	22.570	26.792*	316.5
7	1'33.830	21.209	21.321	26.298	25.002	313.5
8	1'36.005	P	21.277	21.338	28.725	312.6

Run #	Front Tyre	Slick-Soft	Rear Tyre	Slick-Soft		
	New Tyre		New Tyre			
9	11'31.534	17.917	22.385	26.427	25.933	
10	1'33.736	21.918	21.734	25.559	24.525	310.6
11	1'31.855	20.997	21.319	25.199	24.340	315.5
12	1'32.473	20.891	21.114	25.440	25.028	316.5
13	1'31.672	21.004	21.128	25.217	24.323	313.5
14	1'34.962	P	21.815	22.339	25.808	313.5

Run #	Front Tyre	Slick-Soft	Rear Tyre	Slick-Soft		
	6 Laps at start		New Tyre			
15	6'11.939	18.919	22.576	25.985	24.620	
16	1'31.712	21.065	21.098	25.230	24.319	315.5
17	1'31.169	20.930	20.998	25.050	24.191	319.6
18	1'33.623	20.866	21.041	25.088	26.628	317.5
19	1'38.491	20.898	21.070	31.276	25.247	314.5

12th 36 **Joan MIR** SUZUKI SPA
Team SUZUKI ECSTAR

Runs=3 Total laps=21 Full laps=10

Run #	Front Tyre	Slick-Soft	Rear Tyre	Slick-Soft		
	5 Laps at start		5 Laps at start			
1	2'39.333	16.674	23.189	26.751	25.397	
2	1'34.009	21.854	21.518	25.819	24.818	312.6
3	1'32.805	21.291	21.271	25.591	24.652	312.6
4	1'32.415	21.326	21.115	25.489	24.485	315.5
5	1'38.533	*	21.193	21.073		315.5
6	1'32.757	*	21.477	21.088	25.562	312.6
7	1'47.028	P	21.287	21.164		314.5

Run #	Front Tyre	Slick-Soft	Rear Tyre	Slick-Soft		
	12 Laps at start		12 Laps at start			
8	6'31.410	19.544	22.157	26.071	24.875	
9	1'33.418	21.571	21.742	25.591	24.514	315.5
10	1'39.785	*	21.166	21.121		313.5
11	1'32.615	*	21.400	21.162	25.496	316.5

Run # 4 Front Tyre Slick-Soft Rear Tyre Slick-Soft
5 Laps at start New Tyre

18	3'45.075	18.340	21.812	25.608	24.541	
19	1'32.258	21.261	21.100	25.449	24.448	316.5
20	1'33.443	20.925	21.629	26.185	24.704	316.5
21	1'31.324	20.898	20.949	25.229	24.248	315.5

13th 10 **Luca MARINI** DUCATI ITA
Mooney VR46 Racing Team

Runs=2 Total laps=22 Full laps=15

Run #	Front Tyre	Slick-Soft	Rear Tyre	Slick-Soft		
	New Tyre		2 Laps at start			
1	2'45.272	16.982	23.308	27.580	25.873	
2	1'36.420	*	22.134	21.824	26.554*	311.6
3	1'33.865	21.734	21.479	25.838	24.814	311.6
4	1'33.528	21.431	21.674	25.684	24.739	310.6
5	1'32.970	21.373	21.311	25.559	24.727	311.6
6	1'33.015	21.365	21.259	25.684	24.707	311.6
7	1'32.751	21.260	21.263	25.569	24.659	311.6
8	1'32.712	21.291	21.261	25.555	24.605	311.6
9	1'35.446	21.324	21.319	25.679	27.124	310.6
10	1'38.975	23.454	21.816	26.246	27.459	312.6
11	1'33.003	21.412	21.274	25.634	24.683	313.5
12	1'32.750	*	21.337	21.268*	25.544	312.6
13	1'32.515	21.317	21.169	25.430	24.599	311.6
14	1'40.489	P	23.486*	23.145	27.332	313.5

Run # 2 Front Tyre Slick-Soft Rear Tyre Slick-Soft
New Tyre New Tyre

15	10'11.657	15.552	22.365	26.616	25.135	
16	1'33.922	21.536	21.392	25.863	25.131	309.6
17	1'32.193	21.299	21.099	25.392	24.403	309.6
18	1'33.924	P	21.762	21.553	26.372	311.6

Run # 3 Front Tyre Slick-Soft Rear Tyre Slick-Soft
4 Laps at start New Tyre

19	3'03.273	16.334	21.751	25.800	24.531	
20	1'33.430	22.396	21.243	25.467	24.324	314.5
21	1'31.854	21.051	20.950	25.528	24.325	315.5
22	1'31.228	20.859	20.948	25.185	24.236	318.5

14th 33 **Brad BINDER** KTM RSA
Red Bull KTM Factory Racing

Runs=3 Total laps=20 Full laps=10

Run #	Front Tyre	Slick-Medium	Rear Tyre	Slick-Soft		
	3 Laps at start		3 Laps at start			
1	2'08.948	17.250	23.365	27.466	26.267	
2	1'35.585	*	21.824	21.492	26.484*	304.9
3	1'33.032	21.400	21.211	25.577	24.844	312.6
4	1'33.379	21.518	21.434	25.702	24.725	309.6

Fastest Lap: Johann ZARCO Pramac Racing FRA **1'30.537** 20.798 20.703 24.974 24.062

These data/results cannot be reproduced, stored and/or transmitted in whole or in part by any manner of electronic, mechanical, photocopying, recording, broadcasting or otherwise now known or herein after developed without the previous express consent by the copyright owner, except for reproduction in daily press and regular printed publications on sale to the public within 60 days of the event related to those data/results and always provided that copyright symbol appears together as follows below.
© DORNA, 2022



Free Practice Nr. 3

MotoGP

Lap	Lap Time	T1	T2	T3	T4	Speed
5	1'32.680	21.392	21.272	25.494	24.522	309.6
6	1'35.193 P	21.353	21.310	25.602	26.928	309.6
Run # 2	Front Tyre	Slick-Medium	Rear Tyre	Slick-Soft		
15 Laps at start			9 Laps at start			
7	6'37.520	19.310	22.595	26.674	25.313	
8	1'37.469	21.800	24.445	26.246	24.978	308.7
9	1'33.314 *	21.447	21.521*	25.711	24.635	306.8
10	1'43.436 *	21.313	21.384	35.238*	25.501	307.7
11	1'32.897	21.343	21.397	25.577	24.580	309.6
12	1'36.088 P	23.141*	21.616	25.852	25.479	312.6
Run # 3	Front Tyre	Slick-Medium	Rear Tyre	Slick-Soft		
New Tyre		New Tyre				
13	6'44.245	22.394	23.556	26.483	25.150	
14	1'37.528	21.518	24.417	26.338	25.255	310.6
15	1'32.038	21.175	21.164	25.325	24.374	313.5
16	1'44.022 P	25.387	21.684			304.0
Run # 4	Front Tyre	Slick-Medium	Rear Tyre	Slick-Soft		
4 Laps at start		New Tyre				
17	5'01.643	18.376	21.879	25.646	24.566	
18	1'32.586	21.466	20.928	25.578	24.614	305.8
19	1'31.388	21.081	20.895	25.178	24.234	312.6
20	1'31.353	20.963	20.857	25.311	24.222	310.6

Lap	Lap Time	T1	T2	T3	T4	Speed
15th	72	Marco BEZZECCHI		DUCATI	ITA	
Mooney VR46 Racing Team						
		Runs=3	Total laps=21	Full laps=12		
Run # 1	Front Tyre	Slick-Soft	Rear Tyre	Slick-Soft		
New Tyre		1 Laps at start				
1	2'09.956	17.007	23.299	27.802	25.725	
2	1'36.037 *	21.661	21.522	26.669*	26.185	310.6
3	1'32.644	21.177	21.286	25.596	24.585	319.6
4	1'33.033	21.123	21.147	25.962	24.801	321.6
5	1'35.528	21.799	21.107	25.582	27.040	317.5
6	1'34.040 P	21.161	21.053	27.505	24.321	314.5
Run # 2	Front Tyre	Slick-Soft	Rear Tyre	Slick-Soft		
6 Laps at start		7 Laps at start				
7	6'14.916	16.995	22.175	26.454	26.334	
8	1'32.972	21.427	21.257	25.633	24.655	317.5
9	1'33.973 *	21.157	21.305*	26.703	24.808	315.5
10	1'32.490	21.050	21.174	25.679	24.587	318.5
11	1'31.922	21.078	21.008	25.324	24.512	314.5
12	1'32.429	21.043	21.114	25.531	24.741	317.5
13	1'32.373	21.099	21.072	25.582	24.620	317.5
14	1'38.608 P	23.199*	22.323	27.249	25.837	314.5
Run # 3	Front Tyre	Slick-Soft	Rear Tyre	Slick-Soft		
New Tyre		New Tyre				
15	7'24.612	19.194	22.526	31.481	25.610	
16	1'32.460	21.417	21.136	25.379	24.528	312.6
17	1'31.625	21.008	20.929	25.306	24.382	314.5
18	1'35.391 P	23.775*	21.928	25.810	23.878	314.5
Run # 4	Front Tyre	Slick-Soft	Rear Tyre	Slick-Soft		
4 Laps at start		New Tyre				
19	3'00.173	17.046	23.821	26.447	24.690	
20	1'31.758	21.032	21.107	25.258	24.361	315.5
21	1'31.403	20.918	20.933	25.216	24.336	315.5

Lap	Lap Time	T1	T2	T3	T4	Speed
16th	23	Enea BASTIANINI		DUCATI	ITA	
Gresini Racing MotoGP						
		Runs=3	Total laps=19	Full laps=10		
Run # 1	Front Tyre	Slick-Soft	Rear Tyre	Slick-Soft		
New Tyre		4 Laps at start				
1	2'26.880	17.344	23.211	27.039	25.514	
2	1'35.434 *	21.770	21.622	26.285*	25.757	314.5
3	1'37.429 *	21.569	21.389			319.6
4	1'33.331 *	21.554	21.312	25.784	24.681	315.5
5	1'32.692	21.364	21.215	25.391	24.722	315.5
6	1'36.698	21.226	21.167	25.393	28.912	315.5
7	1'32.427	21.260	21.203	25.440	24.524	317.5
8	1'35.371 P	22.378	21.806	25.921	25.266	317.5
Run # 2	Front Tyre	Slick-Soft	Rear Tyre	Slick-Soft		
8 Laps at start		12 Laps at start				
9	10'40.034	15.829	21.974	25.841	25.065	
10	1'32.307	21.212	21.183	25.280	24.632	314.5
11	1'32.494	21.170	21.184	25.538	24.602	314.5
12	1'32.089	21.229	21.154	25.211	24.495	313.5
unfinished		21.028	21.159			315.5
Run # 3	Front Tyre	Slick-Soft	Rear Tyre	Slick-Soft		
New Tyre		New Tyre				
13	1'31.140 *	17.497	22.423	26.115	25.105*	
14	1'36.742 *	21.184	24.075	26.123	25.360*	315.5
15	1'31.542	20.818	21.067	25.240	24.417	318.5
16	1'31.539	20.938	20.965	25.251	24.385	317.5
17	1'33.387	20.954	20.941	25.146	26.346	318.5
18	1'37.090 P	20.906	21.027	28.147	27.010	317.5

Lap	Lap Time	T1	T2	T3	T4	Speed
17th	49	Fabio DI GIANNANTON		DUCATI	ITA	
Gresini Racing MotoGP						
		Runs=2	Total laps=18	Full laps=13		
Run # 1	Front Tyre	Slick-Soft	Rear Tyre	Slick-Soft		
New Tyre		5 Laps at start				
1	2'28.614 *	16.099	22.871	26.717*	25.703	
2	1'33.984	21.454	21.494	25.967	25.069	313.5
3	1'33.734	21.481	21.372	25.939	24.942	319.6
4	1'33.211	21.266	21.337	25.742	24.866	313.5
5	1'33.162	21.255	21.316	25.715	24.876	314.5
6	1'40.189	21.290	21.212	29.014	28.673	312.6
7	1'33.481 P	21.323	21.260	25.688	25.210	315.5
Run # 2	Front Tyre	Slick-Soft	Rear Tyre	Slick-Soft		
7 Laps at start		12 Laps at start				
8	7'20.297 *	16.079	22.768*	26.746	25.487	
9	1'33.979	21.428	21.359	25.991	25.201	311.6
10	1'33.207	21.180	21.318	25.911	24.798	312.6
11	1'33.113	21.222	21.264	25.756	24.871	313.5
12	1'48.188 P	21.144	21.229			312.6
Run # 3	Front Tyre	Slick-Medium	Rear Tyre	Slick-Soft		
New Tyre		New Tyre				
13	12'08.844	16.344	22.812	26.795	25.108	
14	1'32.483	21.187	21.172	25.521	24.603	311.6
15	1'31.918	21.024	21.018	25.341	24.535	312.6
16	1'31.593	20.879	21.037	25.243	24.434	314.5
17	1'35.819	20.986	21.075	25.506	28.252	315.5

Fastest Lap: Johann ZARCO Pramac Racing FRA 1'30.537 20.798 20.703 24.974 24.062

These data/results cannot be reproduced, stored and/or transmitted in whole or in part by any manner of electronic, mechanical, photocopying, recording, broadcasting or otherwise now known or herein after developed without the previous express consent by the copyright owner, except for reproduction in daily press and regular printed publications on sale to the public within 60 days of the event related to those data/results and always provided that copyright symbol appears together as follows below.
© DORNA, 2022

Official MotoGP Timing by TISSOT
www.motogp.com

Le Mans, Saturday, May 14, 2022

Page 5 of 7



Free Practice Nr. 3

MotoGP

Lap	Lap Time	T1	T2	T3	T4	Speed	Lap	Lap Time	T1	T2	T3	T4	Speed	
18	1'33.974	21.153	21.310	25.956	25.555	313.5								
18th	88	Miguel OLIVEIRA				KTM	POR							
		Red Bull KTM Factory Racing												
		Runs=3	Total laps=20	Full laps=12										
Run #	1	Front Tyre	Slick-Soft	Rear Tyre	Slick-Soft									
		New Tyre		5 Laps at start										
1	2'06.356	16.695	22.961	27.312	25.495									
2	1'34.662	21.989	21.572	26.120	24.981	306.8								
3	1'33.274	21.610	21.308	25.725	24.631	306.8								
4	1'33.119	21.540	21.239	25.616	24.724	308.7								
5	1'32.923	21.414	21.331	25.538	24.640	310.6								
6	1'38.830	P 22.801	22.541	25.847*	27.641	309.6								
Run #	2	Front Tyre	Slick-Soft	Rear Tyre	Slick-Soft									
		13 Laps at start		11 Laps at start										
7	5'57.706	18.120	24.386	26.885	25.275									
8	1'34.227	21.841	21.526	25.980	24.880	304.9								
9	1'33.589	21.672	21.396	25.712	24.809	303.1								
10	1'36.213	P 23.215	22.083	26.249	24.666	303.1								
Run #	3	Front Tyre	Slick-Medium	Rear Tyre	Slick-Soft									
		New Tyre		New Tyre										
11	7'08.161	18.494	22.357	27.905	24.829									
12	1'33.587	* 21.442	21.137	25.744*	25.264	309.6								
13	1'32.109	21.238	21.063	25.417	24.391	310.6								
14	1'32.214	21.282	21.211	25.390	24.331	311.6								
15	1'34.617	P 21.193	21.185	27.578	24.661	310.6								
Run #	4	Front Tyre	Slick-Medium	Rear Tyre	Slick-Soft									
		5 Laps at start		New Tyre										
16	6'16.693	17.223	22.096	25.922	24.608									
17	1'32.991	21.308	21.465	25.514	24.704	313.5								
18	1'31.699	21.138	21.069	25.192	24.300	308.7								
19	1'33.702	21.256	22.131	25.622	24.693	308.7								
20	1'36.810	21.188	21.134	28.689	25.799	309.6								
20th	4	Andrea DOVIZIOSO				YAMAHA	ITA							
		WithU Yamaha RNF MotoGP Team												
		Runs=2	Total laps=23	Full laps=14										
Run #	1	Front Tyre	Slick-Soft	Rear Tyre	Slick-Soft									
		New Tyre		5 Laps at start										
1	2'42.971	17.413	23.366	27.413	25.871									
2	1'35.319	22.107	21.817	26.280	25.115	304.9								
3	1'34.112	21.785	21.487	26.012	24.828	307.7								
4	1'33.242	21.512	21.313	25.825	24.592	306.8								
5	1'33.022	21.443	21.200	25.679	24.700	307.7								
6	1'33.189	21.411	21.261	25.725	24.792	308.7								
7	1'32.753	21.389	21.184	25.585	24.595	306.8								
8	1'36.359	* 21.332	21.252	28.137	25.638*	306.8								
9	1'34.217	21.719	21.275	25.632	25.591	306.8								
10	1'32.732	21.291	21.175	25.665	24.601	306.8								
11	1'32.774	21.290	21.229	25.620	24.635	306.8								
12	1'36.670	P 21.324	21.299*	27.854	26.193	307.7								
Run #	2	Front Tyre	Slick-Soft	Rear Tyre	Slick-Soft									
		New Tyre		New Tyre										
13	8'26.827	18.101	22.314	26.041	24.741									
14	1'33.254	21.538	21.296	25.782	24.638	307.7								
15	1'32.240	21.218	21.015	25.556	24.451	306.8								
16	1'32.006	21.233	21.013	25.357	24.403	307.7								
17	1'36.999	P 21.086	22.460	28.686	24.767	311.6								
Run #	3	Front Tyre	Slick-Soft	Rear Tyre	Slick-Soft									
		5 Laps at start		New Tyre										
18	3'07.514	15.805	21.643	25.874	24.525									
19	1'36.911	* 21.405	24.065	26.079	25.362*	310.6								
20	1'32.062	21.052	21.033	25.525	24.452	312.6								
21	1'31.847	21.045	20.991	25.432	24.379	310.6								
22	1'44.137	* 21.074	20.999			309.6								
23	1'31.865	* 21.091	21.043	25.423	24.308	312.6								
19th	21	Franco MORBIDELLI				YAMAHA	ITA							
		Monster Energy Yamaha MotoGP												
		Runs=3	Total laps=21	Full laps=13										
Run #	1	Front Tyre	Slick-Soft	Rear Tyre	Slick-Soft									
		5 Laps at start		4 Laps at start										
1	1'53.420	16.568	23.117	27.412	25.927									
2	1'35.355	22.120	21.724	26.337	25.174	304.0								
3	1'33.904	21.737	21.407	25.899	24.861	307.7								
4	1'33.174	21.446	21.268	25.829	24.631	307.7								
5	1'33.786	* 21.390	21.164	26.062*	25.170	308.7								
6	1'32.748	21.302	21.214	25.607	24.625	308.7								
7	1'32.873	21.307	21.161	25.650	24.755	308.7								
8	1'33.039	21.492	21.161	25.716	24.670	308.7								
9	1'32.943	21.339	21.140	25.721	24.743	307.7								
10	1'32.971	21.353	21.189	25.719	24.710	308.7								
11	1'48.301	P 28.332	24.791	29.350	25.828	278.5								
Run #	2	Front Tyre	Slick-Soft	Rear Tyre	Slick-Soft									
		New Tyre		New Tyre										
12	8'32.695	17.778	22.021	26.200	24.658									
13	1'32.881	21.419	21.340	25.632	24.490	309.6								
14	1'32.058	21.191	21.023	25.457	24.387	309.6								
15	1'45.662	P 21.155	21.035			308.7								
21st	87	Remy GARDNER				KTM	AUS							
		Tech3 KTM Factory Racing												
		Runs=2	Total laps=18	Full laps=13										
Run #	1	Front Tyre	Slick-Soft	Rear Tyre	Slick-Soft									
		New Tyre		5 Laps at start										
1	2'09.198	16.665	23.015	27.493	26.196									
2	1'35.544	21.872	21.757	26.309	25.606	309.6								
3	1'33.404	21.404	21.368	25.808	24.824	316.5								
4	1'33.400	21.325	21.274	25.910	24.891	312.6								
5	1'33.135	21.442	21.209	25.743	24.741	315.5								
6	1'32.882	21.220	21.265	25.708	24.689	310.6								
7	1'48.975	P 25.051	28.989	28.741	26.194	307.7								

Fastest Lap: Johann ZARCO Pramac Racing FRA 1'30.537 20.798 20.703 24.974 24.062

These data/results cannot be reproduced, stored and/or transmitted in whole or in part by any manner of electronic, mechanical, photocopying, recording, broadcasting or otherwise now known or herein after developed without the previous express consent by the copyright owner, except for reproduction in daily press and regular printed publications on sale to the public within 60 days of the event related to those data/results and always provided that copyright symbol appears together as follows below.
© DORNA, 2022



Free Practice Nr. 3

MotoGP

Lap	Lap Time	T1	T2	T3	T4	Speed	Lap	Lap Time	T1	T2	T3	T4	Speed
Run # 2	<i>Front Tyre</i>	<i>Slick-Soft</i>	<i>Rear Tyre</i>	<i>Slick-Soft</i>			2	1'37.057	21.919	21.860	26.741	26.537	310.6
		New Tyre		New Tyre			3	1'34.854	21.637	21.757	26.330	25.130	308.7
8	11'03.973	19.340	24.369	27.618	31.504		4	1'34.956	21.851	21.851	26.236	25.018	309.6
9	1'34.065	21.768	21.447	26.082	24.768	306.8	5	1'33.709	21.447	21.468	25.841	24.953	311.6
10	1'32.702	21.330	21.166	25.729	24.477	308.7	6	1'34.995 P	21.471	21.433	25.836	26.255	308.7
11	1'55.940	21.157	40.589	29.144	25.050	309.6	Run # 2	<i>Front Tyre</i>	<i>Slick-Soft</i>	<i>Rear Tyre</i>	<i>Slick-Soft</i>		
12	1'32.433	21.172	21.176	25.667	24.418	311.6			New Tyre		New Tyre		
13	1'37.735 P	21.845	22.034	27.061	26.795	313.5	7	17'45.652 *	20.061	26.488*	29.023	25.350	
Run # 3	<i>Front Tyre</i>	<i>Slick-Medium</i>	<i>Rear Tyre</i>	<i>Slick-Soft</i>			8	1'34.438	21.846	21.668	26.187	24.737	309.6
		New Tyre		New Tyre			9	1'33.083	21.306	21.227	25.809	24.741	312.6
14	8'15.512	20.957	25.725	30.797	31.066		10	1'33.613	21.376	21.401	25.864	24.972	308.7
15	1'37.264	22.099	21.790	28.546	24.829	303.1	11	1'39.929 P	23.328*	22.707	27.606	26.288	303.1
16	1'31.887	21.016	21.036	25.433	24.402	312.6	Run # 3	<i>Front Tyre</i>	<i>Slick-Medium</i>	<i>Rear Tyre</i>	<i>Slick-Soft</i>		
17	1'31.909	20.924	21.066	25.396	24.523	313.5			New Tyre		New Tyre		
18	1'37.415	21.071	21.172	25.852	29.320	312.6	12	6'59.535	25.138	24.184	26.858	25.627	

22nd 73 Alex MARQUEZ HONDA SPA
LCR Honda CASTROL

Runs=3 Total laps=22 Full laps=13

Run # 1	<i>Front Tyre</i>	<i>Slick-Soft</i>	<i>Rear Tyre</i>	<i>Slick-Soft</i>		
		New Tyre		2 Laps at start		
1	2'12.598	16.413	23.254	27.341	26.158	
2	1'35.894	21.950	22.427	26.222	25.295	313.5
3	1'33.655	21.435	21.543	25.747	24.930	314.5
4	1'33.346	21.300	21.507	25.683	24.856	317.5
5	1'32.889	21.314	21.362	25.486	24.727	315.5
6	1'36.554 P	21.180	21.296	26.007*	28.071	314.5
Run # 2	<i>Front Tyre</i>	<i>Slick-Soft</i>	<i>Rear Tyre</i>	<i>Slick-Soft</i>		
			6 Laps at start	8 Laps at start		
7	6'10.277	16.417	22.309	26.291	25.120	
8	1'34.390	21.455	21.495	25.904	25.536	313.5
9	1'32.881 *	21.221	21.356*	25.584	24.720	313.5
10	1'33.662	21.286	21.351	25.776	25.249	313.5
11	1'33.310	21.237	21.266	25.803	25.004	313.5
12	1'32.391	21.111	21.250	25.303	24.727	314.5
13	1'32.481 P	21.147	21.326	26.029	23.979	313.5
Run # 3	<i>Front Tyre</i>	<i>Slick-Soft</i>	<i>Rear Tyre</i>	<i>Slick-Soft</i>		
		New Tyre		New Tyre		
14	6'22.407	15.777	22.269	26.860	25.258	
15	1'33.001	21.363	21.324	25.598	24.716	312.6
16	1'32.314	21.197	21.206	25.337	24.574	311.6
17	1'34.567 P	22.840	21.978	25.716	24.033	312.6
Run # 4	<i>Front Tyre</i>	<i>Slick-Soft</i>	<i>Rear Tyre</i>	<i>Slick-Soft</i>		
			4 Laps at start	New Tyre		
18	3'27.335 *	17.297	22.030	26.171	25.097*	
19	1'33.703	21.359	21.285	25.527	25.532	312.6
20	1'32.399	21.249	21.239	25.378	24.533	313.5
21	1'32.002	21.070	21.127	25.257	24.548	313.5
22	1'35.741 *	21.309	21.309	26.198*	26.925	315.5

23rd 25 Raul FERNANDEZ KTM SPA
Tech3 KTM Factory Racing

Runs=2 Total laps=15 Full laps=9

Run # 1	<i>Front Tyre</i>	<i>Slick-Soft</i>	<i>Rear Tyre</i>	<i>Slick-Soft</i>		
		4 Laps at start		5 Laps at start		
1	2'09.520	17.215	23.455	27.655	25.918	

Fastest Lap: Johann ZARCO Pramac Racing FRA **1'30.537** 20.798 20.703 24.974 24.062

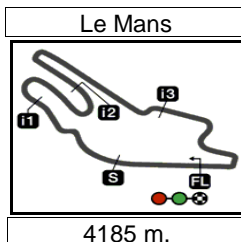
These data/results cannot be reproduced, stored and/or transmitted in whole or in part by any manner of electronic, mechanical, photocopying, recording, broadcasting or otherwise now known or herein after developed without the previous express consent by the copyright owner, except for reproduction in daily press and regular printed publications on sale to the public within 60 days of the event related to those data/results and always provided that copyright symbol appears together as follows below.
© DORNA, 2022

Official MotoGP Timing by TISSOT
www.motogp.com

Le Mans, Saturday, May 14, 2022

Page 7 of 7





Results and timing service provided by **TISSOT**

MotoGP™

SHARK GRAND PRIX DE FRANCE

Free Practice Nr. 3

Best Partial Times

IT Ideal Lap Time, sum of the best partial times

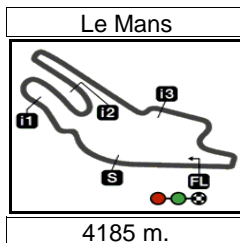
BT Best Lap Time

T1		T2		T3		T4							
Pos	Rider	Time	Rider	Time	Rider	Time	Rider	Time	Pos	Rider	IT	BT	
1	A.RINS	20.632	J.ZARCO	20.703	F.BAGNAIA	24.922	M.MARQUEZ	24.057	1	J.ZARCO	1'30.537	1'30.537	(1)
2	P.ESPARGARO	20.742	M.MARQUEZ	20.761	A.ESPARGARO	24.964	J.ZARCO	24.062	2	F.BAGNAIA	1'30.568	1'30.568	(2)
3	F.QUARTARARO	20.750	F.QUARTARARO	20.768	J.ZARCO	24.974	F.BAGNAIA	24.096	3	F.QUARTARARO	1'30.658	1'30.682	(3)
4	F.BAGNAIA	20.766	F.BAGNAIA	20.784	J.MILLER	24.990	F.QUARTARARO	24.120	4	M.MARQUEZ	1'30.695	1'30.785	(4)
5	A.ESPARGARO	20.782	A.ESPARGARO	20.785	J.MARTIN	25.016	J.MILLER	24.159	5	J.MILLER	1'30.830	1'30.837	(5)
6	J.ZARCO	20.798	J.MILLER	20.812	F.QUARTARARO	25.020	T.NAKAGAMI	24.169	6	A.ESPARGAR	1'30.836	1'30.986	(6)
7	T.NAKAGAMI	20.815	J.MIR	20.817	M.MARQUEZ	25.032	M.VIÑALES	24.191	7	P.ESPARGAR	1'30.944	1'31.102	(9)
8	E.BASTIANINI	20.818	B.BINDER	20.857	P.ESPARGARO	25.048	P.ESPARGARO	24.194	8	A.RINS	1'30.958	1'31.087	(8)
9	M.MARQUEZ	20.845	J.MARTIN	20.871	M.VIÑALES	25.050	J.MARTIN	24.213	9	T.NAKAGAMI	1'31.045	1'31.062	(7)
10	L.MARINI	20.859	A.RINS	20.923	T.NAKAGAMI	25.116	B.BINDER	24.222	10	J.MARTIN	1'31.078	1'31.151	(10)
11	M.VIÑALES	20.866	M.BEZZECCHI	20.929	A.RINS	25.122	L.MARINI	24.236	11	M.VIÑALES	1'31.105	1'31.169	(11)
12	J.MILLER	20.869	E.BASTIANINI	20.941	E.BASTIANINI	25.146	J.MIR	24.248	12	J.MIR	1'31.119	1'31.228	(12)
13	F.DI GIANNANTO	20.879	T.NAKAGAMI	20.945	J.MIR	25.156	A.RINS	24.281	13	B.BINDER	1'31.220	1'31.353	(14)
14	J.MIR	20.898	L.MARINI	20.948	B.BINDER	25.178	M.OLIVEIRA	24.300	14	L.MARINI	1'31.228	1'31.228	(13)
15	M.BEZZECCHI	20.918	P.ESPARGARO	20.960	L.MARINI	25.185	A.ESPARGARO	24.305	15	E.BASTIANINI	1'31.290	1'31.539	(16)
16	R.GARDNER	20.924	F.MORBIDELLI	20.974	M.OLIVEIRA	25.192	A.DOVIZIOSO	24.308	16	M.BEZZECCHI	1'31.399	1'31.403	(15)
17	B.BINDER	20.963	A.DOVIZIOSO	20.991	M.BEZZECCHI	25.216	M.BEZZECCHI	24.336	17	F.DI GIANNAN	1'31.574	1'31.593	(17)
18	J.MARTIN	20.978	M.VIÑALES	20.998	F.DI GIANNANTO	25.243	F.MORBIDELLI	24.369	18	F.MORBIDELLI	1'31.688	1'31.716	(19)
19	R.FERNANDEZ	21.025	F.DI GIANNANTO	21.018	F.MORBIDELLI	25.254	E.BASTIANINI	24.385	19	M.OLIVEIRA	1'31.693	1'31.699	(18)
20	A.DOVIZIOSO	21.045	R.GARDNER	21.036	A.MARQUEZ	25.257	R.GARDNER	24.402	20	A.DOVIZIOSO	1'31.701	1'31.847	(20)
21	A.MARQUEZ	21.070	M.OLIVEIRA	21.063	A.DOVIZIOSO	25.357	F.DI GIANNANTO	24.434	21	R.GARDNER	1'31.758	1'31.887	(21)
22	F.MORBIDELLI	21.091	A.MARQUEZ	21.127	R.GARDNER	25.396	A.MARQUEZ	24.533	22	A.MARQUEZ	1'31.987	1'32.002	(22)
23	M.OLIVEIRA	21.138	D.BINDER	21.193	D.BINDER	25.694	R.FERNANDEZ	24.737	23	R.FERNANDEZ	1'32.798	1'33.083	(23)
24	D.BINDER	21.388	R.FERNANDEZ	21.227	R.FERNANDEZ	25.809	D.BINDER	24.760	24	D.BINDER	1'33.035	1'33.241	(24)

These data/results cannot be reproduced, stored and/or transmitted in whole or in part by any manner of electronic, mechanical, photocopying, recording, broadcasting or otherwise now known or herein after developed without the previous express consent by the copyright owner, except for reproduction in daily press and regular printed publications on sale to the public within 60 days of the event related to those data/results and always provided that copyright symbol appears together as follows below.
© DORNA, 2022

Official MotoGP Timing by **TISSOT**
www.motogp.com





Results and timing service provided by **TISSOT**

MotoGP™

SHARK GRAND PRIX DE FRANCE

Free Practice Nr. 3

Fastest Laps Sequence

<i>Practice Time</i>	 <i>Rider</i>	<i>Nation</i>	<i>Motorcycle</i>	<i>Time</i>	<i>Km/h</i>	<i>Rider's Lap</i>
3'28.775	21 Franco MORBIDELLI	ITA	YAMAHA	1'35.355	157.9	2
3'41.018	88 Miguel OLIVEIRA	POR	KTM	1'34.662	159.1	2
3'52.795	44 Poi ESPARGARO	SPA	HONDA	1'34.321	159.7	2
3'53.728	43 Jack MILLER	AUS	DUCATI	1'33.809	160.6	2
4'27.228	42 Alex RINS	SPA	SUZUKI	1'33.377	161.3	2
5'14.292	88 Miguel OLIVEIRA	POR	KTM	1'33.274	161.5	3
5'17.004	5 Johann ZARCO	FRA	DUCATI	1'32.955	162.0	3
5'18.637	72 Marco BEZZECCHI	ITA	DUCATI	1'32.644	162.6	3
5'26.355	43 Jack MILLER	AUS	DUCATI	1'32.627	162.6	3
6'21.879	20 Fabio QUARTARARO	FRA	YAMAHA	1'32.590	162.7	3
6'45.033	93 Marc MARQUEZ	SPA	HONDA	1'32.253	163.3	4
7'54.029	20 Fabio QUARTARARO	FRA	YAMAHA	1'32.150	163.4	4
8'16.998	93 Marc MARQUEZ	SPA	HONDA	1'31.965	163.8	5
9'25.873	20 Fabio QUARTARARO	FRA	YAMAHA	1'31.844	164.0	5
11'37.065	30 Takaaki NAKAGAMI	JPN	HONDA	1'31.841	164.0	7
11'43.344	89 Jorge MARTIN	SPA	DUCATI	1'31.798	164.1	7
17'13.262	20 Fabio QUARTARARO	FRA	YAMAHA	1'31.770	164.1	10
18'44.989	20 Fabio QUARTARARO	FRA	YAMAHA	1'31.727	164.2	11
20'16.702	20 Fabio QUARTARARO	FRA	YAMAHA	1'31.713	164.2	12
31'34.898	12 Maverick VIÑALES	SPA	APRILIA	1'31.672	164.3	13
31'46.432	41 Aleix ESPARGARO	SPA	APRILIA	1'31.507	164.6	13
32'52.828	20 Fabio QUARTARARO	FRA	YAMAHA	1'31.214	165.1	15
34'23.675	20 Fabio QUARTARARO	FRA	YAMAHA	1'30.847	165.8	16
42'34.526	63 Francesco BAGNAIA	ITA	DUCATI	1'30.568	166.3	20
45'44.247	5 Johann ZARCO	FRA	DUCATI	1'30.537	166.4	21

These data/results cannot be reproduced, stored and/or transmitted in whole or in part by any manner of electronic, mechanical, photocopying, recording, broadcasting or otherwise now known or herein after developed without the previous express consent by the copyright owner, except for reproduction in daily press and regular printed publications on sale to the public within 60 days of the event related to those data/results and always provided that copyright symbol appears together as follows below.

© DORNA, 2022

Official MotoGP Timing by **TISSOT**
www.motogp.com



Le Mans, Saturday, May 14, 2022