


4185 m.

SHARK GRAND PRIX DE FRANCE

Free Practice Nr. 4

Classification

14

		Rider	Nation	Team	Motorcycle	Time	Lap	Total	Gap	Top Speed	
1	20	Fabio QUARTARARO	FRA	Monster Energy Yamaha MotoGP	YAMAHA	1'31.444	12	15		311.6	
2	42	Alex RINS	SPA	Team SUZUKI ECSTAR	SUZUKI	1'31.454	12	16	0.010	0.010	314.5
3	63	Francesco BAGNAIA	ITA	Ducati Lenovo Team	DUCATI	1'31.708	9	13	0.264	0.254	315.5
4	41	Aleix ESPARGARO	SPA	Aprilia Racing	APRILIA	1'31.775	13	13	0.331	0.067	315.5
5	30	Takaaki NAKAGAMI	JPN	LCR Honda IDEMITSU	HONDA	1'31.809	4	16	0.365	0.034	313.5
6	43	Jack MILLER	AUS	Ducati Lenovo Team	DUCATI	1'31.832	4	13	0.388	0.023	314.5
7	89	Jorge MARTIN	SPA	Pramac Racing	DUCATI	1'31.881	7	15	0.437	0.049	319.6
8	23	Enea BASTIANINI	ITA	Gresini Racing MotoGP	DUCATI	1'31.899	14	14	0.455	0.018	321.6
9	72	Marco BEZZECCHI	ITA	Mooney VR46 Racing Team	DUCATI	1'31.903	12	13	0.459	0.004	316.5
10	88	Miguel OLIVEIRA	POR	Red Bull KTM Factory Racing	KTM	1'31.918	14	16	0.474	0.015	311.6
11	12	Maverick VIÑALES	SPA	Aprilia Racing	APRILIA	1'31.964	16	17	0.520	0.046	316.5
12	44	Po ESPARGARO	SPA	Repsol Honda Team	HONDA	1'31.991	6	14	0.547	0.027	315.5
13	93	Marc MARQUEZ	SPA	Repsol Honda Team	HONDA	1'32.026	4	12	0.582	0.035	316.5
14	36	Joan MIR	SPA	Team SUZUKI ECSTAR	SUZUKI	1'32.061	7	13	0.617	0.035	315.5
15	5	Johann ZARCO	FRA	Pramac Racing	DUCATI	1'32.071	4	15	0.627	0.010	316.5
16	33	Brad BINDER	RSA	Red Bull KTM Factory Racing	KTM	1'32.073	12	15	0.629	0.002	313.5
17	21	Franco MORBIDELLI	ITA	Monster Energy Yamaha MotoGP	YAMAHA	1'32.223	8	13	0.779	0.150	308.7
18	10	Luca MARINI	ITA	Mooney VR46 Racing Team	DUCATI	1'32.241	11	14	0.797	0.018	313.5
19	49	Fabio DI GIANNANTONIO	ITA	Gresini Racing MotoGP	DUCATI	1'32.452	4	14	1.008	0.211	317.5
20	73	Alex MARQUEZ	SPA	LCR Honda CASTROL	HONDA	1'32.708	7	16	1.264	0.256	315.5
21	87	Remy GARDNER	AUS	Tech3 KTM Factory Racing	KTM	1'32.719	16	17	1.275	0.011	313.5
22	4	Andrea DOVIZIOSO	ITA	WithU Yamaha RNF MotoGP Tea	YAMAHA	1'32.742	15	16	1.298	0.023	308.7
23	25	Raul FERNANDEZ	SPA	Tech3 KTM Factory Racing	KTM	1'33.579	11	12	2.135	0.837	311.6
24	40	Darryn BINDER	RSA	WithU Yamaha RNF MotoGP Tea	YAMAHA	1'33.623	4	16	2.179	0.044	314.5

Practice condition: **Dry**Air: **25°**Humidity: **39%**Ground: **32°**

Fastest Lap:	Lap: 12	Fabio QUARTARARO	1'31.444	164.7 Km/h
Best Race Lap:	2017	Maverick VIÑALES	1'32.309	163.2 Km/h
All Time Lap Record:	2022	Johann ZARCO	1'30.537	166.4 Km/h

The results are provisional until the end of the limit for protest and appeals.

Time limit for protest expires 30' after publication of the results - Time:

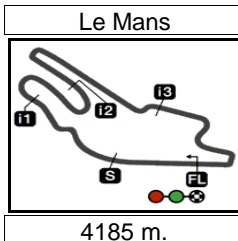
These data/results cannot be reproduced, stored and/or transmitted in whole or in part by any manner of electronic, mechanical, photocopying, recording, broadcasting or otherwise now known or herein after developed without the previous express consent by the copyright owner, except for reproduction in daily press and regular printed publications on sale to the public within 60 days of the event related to those data/results and always provided that copyright symbol appears together as follows below.

© DORNA, 2022

Official MotoGP Timing by TISSOT
www.motogp.com

Le Mans, Saturday, May 14, 2022





SHARK GRAND PRIX DE FRANCE

Free Practice Nr. 4

Top Speed & Average

15



Rider	Nation	Motorcycle	Top 5 speeds					Average	Top
23 Enea BASTIANINI	ITA	DUCATI	321.6	321.6	320.6	319.6	319.6	320.6	321.6
89 Jorge MARTIN	SPA	DUCATI	319.6	318.5	317.5	316.5	316.5	317.7	319.6
49 Fabio DI GIANNANTONIO	ITA	DUCATI	317.5	315.5	315.5	315.5	315.5	315.8	317.5
5 Johann ZARCO	FRA	DUCATI	316.5	315.5	315.5	314.5	313.5	314.5	316.5
12 Maverick VIÑALES	SPA	APRILIA	316.5	315.5	314.5	314.5	314.5	314.8	316.5
72 Marco BEZZECCHI	ITA	DUCATI	316.5	315.5	315.5	315.5	314.5	315.3	316.5
93 Marc MARQUEZ	SPA	HONDA	316.5	314.5	312.6	312.6	311.6	313.6	316.5
36 Joan MIR	SPA	SUZUKI	315.5	313.5	312.6	312.6	312.6	313.1	315.5
41 Aleix ESPARGARO	SPA	APRILIA	315.5	315.5	314.5	314.5	314.5	314.9	315.5
44 Pol ESPARGARO	SPA	HONDA	315.5	314.5	313.5	313.5	313.5	313.9	315.5
63 Francesco BAGNAIA	ITA	DUCATI	315.5	315.5	315.5	315.5	314.5	315.2	315.5
73 Alex MARQUEZ	SPA	HONDA	315.5	314.5	314.5	314.5	314.5	314.7	315.5
40 Darryn BINDER	RSA	YAMAHA	314.5	312.6	312.6	312.6	311.6	312.8	314.5
42 Alex RINS	SPA	SUZUKI	314.5	314.5	314.5	313.5	313.5	314.0	314.5
43 Jack MILLER	AUS	DUCATI	314.5	314.5	314.5	314.5	313.5	314.1	314.5
10 Luca MARINI	ITA	DUCATI	313.5	313.5	312.6	311.6	311.6	312.4	313.5
30 Takaaki NAKAGAMI	JPN	HONDA	313.5	313.5	313.5	313.5	312.6	313.1	313.5
33 Brad BINDER	RSA	KTM	313.5	312.6	312.6	311.6	311.6	312.4	313.5
87 Remy GARDNER	AUS	KTM	313.5	313.5	312.6	312.6	311.6	312.6	313.5
20 Fabio QUARTARARO	FRA	YAMAHA	311.6	310.6	310.6	310.6	310.6	310.8	311.6
25 Raul FERNANDEZ	SPA	KTM	311.6	310.6	310.6	310.6	309.6	310.3	311.6
88 Miguel OLIVEIRA	POR	KTM	311.6	311.6	310.6	310.6	309.6	310.5	311.6
4 Andrea DOVIZIOSO	ITA	YAMAHA	308.7	308.7	308.7	308.7	307.7	308.1	308.7
21 Franco MORBIDELLI	ITA	YAMAHA	308.7	308.7	307.7	307.7	307.7	308.0	308.7

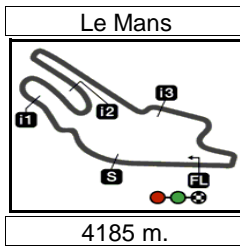
These data/results cannot be reproduced, stored and/or transmitted in whole or in part by any manner of electronic, mechanical, photocopying, recording, broadcasting or otherwise now known or herein after developed without the previous express consent by the copyright owner, except for reproduction in daily press and regular printed publications on sale to the public within 60 days of the event related to those data/results and always provided that copyright symbol appears together as follows below.

© DORNA, 2022

Official MotoGP Timing by TISSOT
www.motogp.com



Le Mans, Saturday, May 14, 2022



Results and timing service provided by TISSOT

MotoGP™

SHARK GRAND PRIX DE FRANCE

Free Practice Nr. 4

Chronological Analysis of Performances

16

* Lap / Sector time cancelled **T1** Time from finish line to 1st intermediate **T3** Time from 2nd intermed. to 3rd intermed.
P Crossing the finish line in pit lane **T2** Time from 1st intermed. to 2nd intermed. **T4** Time from 3rd intermediate to finish line
 **Tyre data subject to further updates

Lap	Lap Time	T1	T2	T3	T4	Speed	Lap	Lap Time	T1	T2	T3	T4	Speed		
1st	20	Fabio QUARTARARO YAMAHA FRA Monster Energy Yamaha MotoGP						16	1'39.571 *	24.196*	23.045	26.696	25.634	310.6	
Runs=1 Total laps=15 Full laps=9							3rd	63	Francesco BAGNAIA DUCATI ITA Ducati Lenovo Team						Runs=2 Total laps=13 Full laps=6
Run #	1	Front Tyre	Slick-Medium	Rear Tyre	Slick-Soft		Run #	1	Front Tyre	Slick-Medium	Rear Tyre	Slick-Soft			
5 Laps at start							New Tyre							5 Laps at start	
1	3'10.998	15.949	22.891	26.775	25.321		1	2'39.023	16.989	23.300	26.578	25.262			
2	1'32.870	21.782	21.152	25.524	24.412	309.6	2	1'32.847	21.345	21.324	25.570	24.608	314.5		
3	1'31.858	21.095	21.055	25.450	24.258	308.7	3	1'32.497	21.157	21.235	25.586	24.519	315.5		
4	1'31.698	21.076	20.984	25.394	24.244	309.6	4	1'31.965	21.179	21.046	25.339	24.401	315.5		
5	1'31.631	20.979	20.970	25.396	24.286	310.6	5	1'37.113	21.148	21.103	25.493	29.369	313.5		
6	1'31.680	20.986	20.979	25.338	24.377	310.6	6	1'40.326 P	21.245	21.099			313.5		
7	1'39.716 *	20.994	21.099			310.6	Run #	2	Front Tyre	Slick-Medium	Rear Tyre	Slick-Medium			
8	1'34.839 P	22.082*	22.143*	26.113	24.501	311.6	6 Laps at start							New Tyre	
Run #	2	Front Tyre	Slick-Soft	Rear Tyre	Slick-Soft		7	9'24.126	18.182	23.405	26.644	24.901			
7 Laps at start							3 Laps at start								
9	8'01.538	19.677	22.959	26.582	24.973		8	1'32.451	21.235	21.203	25.387	24.626	312.6		
10	1'32.227	21.315	21.057	25.419	24.436	305.8	9	1'31.708	21.063	21.063	25.225	24.357	314.5		
11	1'31.704	21.022	21.046	25.330	24.306	309.6	10	1'44.543 *	21.012	21.059			315.5		
12	1'31.444	20.976	20.941	25.229	24.298	309.6	11	1'42.065 *	21.191	21.158			315.5		
13	1'34.166 *	20.964	20.962	26.052*	26.188*	310.6	12	1'41.071 *	21.158	21.148			313.5		
14	1'32.239 *	20.949	20.988	25.426*	24.876	308.7	13	1'46.183 P	21.231	21.095			311.6		
15	1'31.721	20.946	20.996	25.331	24.448	308.7									
2nd	42	Alex RINS SUZUKI SPA Team SUZUKI ECSTAR						4th	41	Aleix ESPARGARO APRILIA SPA Aprilia Racing					
Runs=1 Total laps=16 Full laps=9							Runs=1 Total laps=14 Full laps=12								
Run #	1	Front Tyre	Slick-Soft	Rear Tyre	Slick-Medium		Run #	1	Front Tyre	Slick-Medium	Rear Tyre	Slick-Soft			
8 Laps at start							New Tyre							5 Laps at start	
1	2'29.374	16.486	22.865	26.619	25.357		1	2'32.259	16.389	22.553	26.500	26.875			
2	1'33.435 *	21.455	21.301	25.554*	25.125	313.5	2	1'33.855	21.526	21.284	25.603	25.442	311.6		
3	1'32.118	21.031	21.084	25.551	24.452	312.6	3	1'32.553	21.336	21.198	25.478	24.541	311.6		
4	1'31.746	20.978	20.983	25.371	24.414	314.5	4	1'32.140	21.166	21.001	25.408	24.565	312.6		
5	1'31.931 *	20.914	21.104*	25.422	24.491	314.5	5	1'32.379	21.080	21.056	25.639	24.604	313.5		
6	1'34.067 *	20.983	21.110	25.534*	26.440	312.6	6	1'32.247	21.233	21.087	25.367	24.560	314.5		
7	1'31.974	20.949	21.200	25.331	24.494	314.5	7	1'32.367	21.064	21.143	25.353	24.807	314.5		
8	1'32.522	21.051	21.220	25.703	24.548	312.6	unfinished	20.946					315.5		
9	1'38.935 P	23.182*	23.484	26.669	25.600	310.6	Run #	2	Front Tyre	Slick-Medium	Rear Tyre	Slick-Medium			
Run #	2	Front Tyre	Slick-Soft	Rear Tyre	Slick-Soft		5 Laps at start							New Tyre	
17 Laps at start							4 Laps at start								
10	6'30.746	17.344	22.008	25.816	24.674		8	1'32.627	18.806	22.451	26.327	25.043			
11	1'31.637	20.995	20.988	25.324	24.330	311.6	9	1'32.819	21.493	21.124	25.537	24.665	311.6		
12	1'31.454	20.965	20.877	25.304	24.308	313.5	10	1'31.896	21.178	21.009	25.258	24.451	312.6		
13	1'31.593	20.923	20.974	25.243	24.453	313.5	11	1'31.556 *	20.916	20.997	25.213*	24.430*	315.5		
14	1'31.754	20.938	21.047	25.329	24.440	312.6	12	1'34.401	21.092	21.039	25.349	26.921	314.5		
15	1'32.036	21.027	21.147	25.355	24.507	311.6	13	1'31.775	21.058	21.216	25.112	24.389	311.6		

Fastest Lap: Fabio QUARTARARO Monster Energy Yama FRA **1'31.444** 20.976 20.941 25.229 24.298

These data/results cannot be reproduced, stored and/or transmitted in whole or in part by any manner of electronic, mechanical, photocopying, recording, broadcasting or otherwise now known or herein after developed without the previous express consent by the copyright owner, except for reproduction in daily press and regular printed publications on sale to the public within 60 days of the event related to those data/results and always provided that copyright symbol appears together as follows below.
 © DORNA, 2022



Free Practice Nr. 4

MotoGP

Lap	Lap Time	T1	T2	T3	T4	Speed	Lap	Lap Time	T1	T2	T3	T4	Speed	
5th	30	Takaaki NAKAGAMI				HONDA	JPN	7	1'31.881	20.996	21.150	25.315	24.420	317.5
		LCR Honda IDEMITSU						8	1'34.769 P	20.975	21.251	26.247*	26.296	318.5
		Runs=1	Total laps=16	Full laps=8				Run # 2	Front Tyre	Slick-Medium	Rear Tyre	Slick-Soft		
		12 Laps at start		7 Laps at start				12 Laps at start		14 Laps at start				
Run #	1	Front Tyre	Slick-Medium	Rear Tyre	Slick-Soft			9	5'18.983	17.534	21.976	25.828	25.383	
1	2'27.870	16.965	23.566	27.298	25.768			10	1'32.895	21.249	21.220	25.354	25.072	310.6
2	1'33.840	21.869	21.435	25.650	24.886	310.6		11	1'32.359	21.160	21.329	25.367	24.503	311.6
3	1'32.350	21.201	21.110	25.592	24.447	311.6		12	1'32.358	21.127	21.151	25.504	24.576	312.6
4	1'31.809	21.063	21.063	25.349	24.334	312.6		13	1'32.190	21.145	21.172	25.365	24.508	311.6
5	1'33.489 *	21.067	21.872*	25.863	24.687	313.5		14	1'35.576 *	23.483*	21.384	25.336	25.373	313.5
6	1'32.410	21.092	21.177	25.533	24.608	313.5		15	1'34.069 P	21.031	21.162	25.968*	25.908	313.5
7	1'47.680	21.154	24.931	35.379	26.216	312.6								
8	1'34.072 *	21.921	21.653*	25.771	24.727	312.6								
9	1'35.631 P	21.097	21.208	26.140*	27.186	313.5								
6th	43	Jack MILLER				DUCATI	AUS							
		Ducati Lenovo Team												
		Runs=1	Total laps=13	Full laps=10				Run # 1	Front Tyre	Slick-Medium	Rear Tyre	Slick-Soft		
		12 Laps at start		7 Laps at start				New Tyre		6 Laps at start				
Run #	1	Front Tyre	Slick-Medium	Rear Tyre	Slick-Soft			1	2'19.742	16.830	22.985	26.503	28.818	
10	6'43.617	18.750	23.394	32.222	26.592			2	1'35.111	21.467	21.464	27.177	25.003	316.5
11	1'37.739 *	22.010	21.657	25.910*	28.162	311.6		3	1'32.922	21.199	21.313	25.787	24.623	318.5
12	1'36.697	21.634	21.301	25.638	28.124	313.5		4	1'32.132	20.994	21.154	25.425	24.559	320.6
13	1'35.832 *	21.255	21.196	26.535*	26.846	310.6		5	1'41.749 *	21.055	21.127*		319.6	
14	1'33.928 *	21.142	21.137	25.953*	25.696*	311.6		6	1'32.569 *	21.132	21.254	25.532	24.651	321.6
15	1'33.613	21.219	21.151	25.467	25.776	311.6		7	1'38.149 *	21.054	21.217	28.864*	27.014	319.6
16	1'48.558	21.181	34.601	27.008	25.768	310.6		8	1'32.443	21.007	21.204	25.580	24.652	317.5
		Runs=1	Total laps=13	Full laps=10				9	1'35.708 P	20.938	23.204	26.063	25.503	321.6
Run #	2	Front Tyre	Slick-Medium	Rear Tyre	Slick-Soft			Run # 2	Front Tyre	Slick-Medium	Rear Tyre	Slick-Soft		
		9 Laps at start		15 Laps at start				9 Laps at start		15 Laps at start				
10	9'52.863	17.524	21.869	25.750	24.722			10	9'52.863	17.524	21.869	25.750	24.722	
11	1'32.202	21.105	21.125	25.418	24.554	316.5		11	1'32.202	21.105	21.125	25.418	24.554	316.5
12	1'38.212 *	20.914	21.133		316.5			12	1'38.212 *	20.914	21.133		316.5	
13	1'32.070 *	20.986	21.152	25.307	24.625	314.5		13	1'32.070 *	20.986	21.152	25.307	24.625	314.5
14	1'31.899	20.991	21.141	25.283	24.484	314.5		14	1'31.899	20.991	21.141	25.283	24.484	314.5
7th	89	Jorge MARTIN				DUCATI	SPA							
		Pramac Racing												
		Runs=2	Total laps=15	Full laps=9				Run # 1	Front Tyre	Slick-Medium	Rear Tyre	Slick-Soft		
		4 Laps at start		6 Laps at start				New Tyre		3 Laps at start				
Run #	1	Front Tyre	Slick-Medium	Rear Tyre	Slick-Soft			1	2'03.854	17.054	23.262	27.008	25.425	
1	2'32.418	15.917	22.502	26.337	26.878			2	1'33.688	21.550	21.505	25.993	24.640	311.6
2	1'33.909	21.559	21.269	25.590	25.491	315.5		3	1'32.423	21.086	21.243	25.555	24.539	313.5
3	1'32.453	21.290	21.145	25.536	24.482	316.5		4	1'33.060	21.087	21.075	26.392	24.506	313.5
4	1'32.738 *	21.839*	21.072	25.422	24.405	312.6		5	1'31.967 *	21.025	21.104*	25.452	24.386	314.5
5	1'32.084	21.221	21.060	25.324	24.479	316.5		6	1'32.296	20.985	21.040	25.638	24.633	315.5
6	1'32.602	21.128	21.274	25.687	24.513	319.6		7	1'33.150 P	21.381	21.475	25.893	24.401	316.5
		Runs=2	Total laps=15	Full laps=9				Run # 2	Front Tyre	Slick-Medium	Rear Tyre	Slick-Soft		
		7 Laps at start		10 Laps at start				7 Laps at start		10 Laps at start				
8	6'02.139	17.199	22.129	26.197	25.500			8	6'02.139	17.199	22.129	26.197	25.500	
9	1'32.917	21.356	21.277	25.649	24.635	310.6		9	1'32.917	21.356	21.277	25.649	24.635	310.6
10	1'33.698	21.071	21.225	25.441	25.961	312.6		10	1'33.698	21.071	21.225	25.441	25.961	312.6
11	1'32.392	21.230	21.122	25.460	24.580	314.5		11	1'32.392	21.230	21.122	25.460	24.580	314.5
12	1'31.903	21.008	21.136	25.274	24.485	315.5		12	1'31.903	21.008	21.136	25.274	24.485	315.5
13	1'40.465 P	23.553*	24.292	26.677	25.943	315.5		13	1'40.465 P	23.553*	24.292	26.677	25.943	315.5
Fastest Lap:	Fabio QUARTARARO	Monster Energy Yama	FRA	1'31.444	20.976	20.941	25.229	24.298						

These data/results cannot be reproduced, stored and/or transmitted in whole or in part by any manner of electronic, mechanical, photocopying, recording, broadcasting or otherwise now known or herein after developed without the previous express consent by the copyright owner, except for reproduction in daily press and regular printed publications on sale to the public within 60 days of the event related to those data/results and always provided that copyright symbol appears together as follows below.
© DORNA, 2022

Official MotoGP Timing by TISSOT
www.motogp.com

Le Mans, Saturday, May 14, 2022

Page 2 of 6



Free Practice Nr. 4

MotoGP

Lap	Lap Time	T1	T2	T3	T4	Speed	Lap	Lap Time	T1	T2	T3	T4	Speed		
10th	88	Miguel OLIVEIRA				KTM	POR	5	1'38.064 *	21.062	21.330*	30.295	25.377	313.5	
							6	1'31.991	20.994	21.209	25.400	24.388	313.5		
							7	1'39.304	21.090	23.457	30.152	24.605	314.5		
							8	1'37.038 *	21.048	21.220	29.418*	25.352	315.5		
							9	1'36.343 P	22.677*	22.732	26.011	24.923	313.5		
							Run # 2	Front Tyre Slick-Medium Rear Tyre Slick-Soft							
							5 Laps at start			5 Laps at start					
1	2'05.898	17.206	22.962	26.987	25.488										
2	1'33.615	21.642	21.408	25.937	24.628	308.7									
3	1'32.746	21.446	21.153	25.607	24.540	307.7									
4	1'32.528	21.387	21.098	25.581	24.462	304.0									
5	1'41.224 *	21.312	21.265*			309.6									
6	1'32.763 *	21.253	21.165	25.790	24.555	311.6									
7	1'32.140	21.176	21.146	25.442	24.376	309.6									
8	1'36.866	21.307	21.130	28.734	25.695	308.7									
9	1'32.535	21.352	21.187	25.571	24.425	308.7									
10	1'32.640	21.287	21.182	25.688	24.483	307.7									
11	1'36.810 P	22.251*	22.883	26.802	24.874	305.8									
							Run # 2	Front Tyre Slick-Medium Rear Tyre Slick-Soft							
							10 Laps at start			5 Laps at start					
12	6'05.544	17.857	21.948	26.187	24.599										
13	1'32.332	21.225	21.059	25.613	24.435	309.6									
14	1'31.918	21.185	20.989	25.403	24.341	311.6									
15	1'32.204	21.129	21.067	25.586	24.422	310.6									
16	1'32.116	21.138	21.141	25.435	24.402	310.6									
11th	12	Maverick VIÑALES				APRILIA	SPA								
							Runs=1	Total laps=17	Full laps=13						
							Run # 1	Front Tyre Slick-Medium Rear Tyre Slick-Soft							
							New Tyre			5 Laps at start					
1	2'43.756	16.651	22.452	26.431	25.151										
2	1'33.100	21.602	21.322	25.561	24.615	314.5									
3	1'32.188	21.154	21.191	25.390	24.453	314.5									
4	1'32.241	20.913	21.305	25.617	24.406	316.5									
5	1'35.398	21.244	21.339	28.065	24.750	312.6									
6	1'33.492	20.983	21.284	25.866	25.359	314.5									
7	1'35.762 *	21.509	21.356	27.561*	25.336	314.5									
8	1'32.943 *	21.191	21.488*	25.640	24.624	313.5									
9	1'32.130	21.003	21.292	25.341	24.494	315.5									
10	1'32.115	21.056	21.254	25.367	24.438	312.6									
11	1'33.371	21.061	21.368	25.421	25.521	310.6									
12	1'34.673	21.256	23.228	25.625	24.564	312.6									
13	1'33.280	21.992	21.274	25.373	24.641	314.5									
14	1'32.193	21.119	21.324	25.229	24.521	313.5									
15	1'32.001	21.055	21.258	25.290	24.398	314.5									
16	1'31.964	21.023	21.269	25.198	24.474	314.5									
17	1'36.732 P	21.117	21.271	27.551*	26.793	312.6									
14th	36	Joan MIR				SUZUKI	SPA								
							Runs=2	Total laps=13	Full laps=8						
							Run # 1	Front Tyre Slick-Soft Rear Tyre Slick-Medium							
							9 Laps at start			New Tyre					
1	2'06.526	16.579	22.796	26.458	25.233										
2	1'36.985	21.747	24.393	25.863	24.982	315.5									
3	1'32.841	21.391	21.315	25.564	24.571	312.6									
4	1'32.560	21.282	21.174	25.521	24.583	312.6									
5	1'32.787 *	21.275	21.297*	25.551	24.664	312.6									
6	1'32.108	21.109	21.090	25.390	24.519	312.6									
7	1'32.061	21.136	21.138	25.367	24.420	311.6									
8	1'35.223	21.095	21.106	28.261	24.761	311.6									
9	1'35.279 P	21.066	21.189	27.920	25.104	312.6									
							Run # 2	Front Tyre Slick-Soft Rear Tyre Slick-Medium							
							18 Laps at start			9 Laps at start					
10	5'48.185	16.667	22.093	26.078	24.816										
11	1'32.901	21.498	21.327	25.565	24.511	312.6									
12	1'32.569	21.302	21.209	25.423	24.635	313.5									
13	1'36.624 P	21.156	21.235	25.433	28.800	310.6									
							Fastest Lap:	Fabio QUARTARARO	Monster Energy Yama	FRA	1'31.444	20.976	20.941	25.229	24.298

These data/results cannot be reproduced, stored and/or transmitted in whole or in part by any manner of electronic, mechanical, photocopying, recording, broadcasting or otherwise now known or herein after developed without the previous express consent by the copyright owner, except for reproduction in daily press and regular printed publications on sale to the public within 60 days of the event related to those data/results and always provided that copyright symbol appears together as follows below.
© DORNA, 2022



Free Practice Nr. 4

MotoGP

Lap	Lap Time	T1	T2	T3	T4	Speed	Lap	Lap Time	T1	T2	T3	T4	Speed	
15th	5	Johann ZARCO				DUCATI	FRA	6	1'32.488	21.208	21.101	25.633	24.546	307.7
		Pramac Racing						7	1'32.307	21.195	21.144	25.497	24.471	307.7
		Runs=1	Total laps=15	Full laps=9			8	1'32.223	21.159	21.122	25.458	24.484	308.7	
Run #	1	Front Tyre	Slick-Medium	Rear Tyre	Slick-Soft		Run #	2	Front Tyre	Slick-Medium	Rear Tyre	Slick-Soft		
		4 Laps at start				4 Laps at start			9 Laps at start				15 Laps at start	
1	2'37.760	16.228	22.878	26.457	25.263		10	5'20.109	16.026	21.828	25.776	24.644		
2	1'33.187	21.510	21.307	25.583	24.787	309.6	11	1'32.497	21.287	21.135	25.487	24.588	307.7	
3	1'33.954 *	22.406*	21.209	25.709	24.630	312.6	12	1'32.293	21.249	21.128	25.395	24.521	307.7	
4	1'32.071	21.049	21.074	25.464	24.484	313.5	13	1'35.153 P	21.276	21.183	25.801*	26.893	308.7	
5	1'32.167	21.107	21.025	25.419	24.616	313.5								
6	1'33.150 *	20.970	21.151	25.719*	25.310	315.5								
7	1'32.494	21.068	21.042	25.820	24.564	314.5								
8	1'32.023 *	20.979	21.111*	25.425	24.508	315.5								
9	1'38.024 P	20.945	22.764	27.311	27.004	316.5								
18th	10	Luca MARINI				DUCATI	ITA							
		Mooney VR46 Racing Team												
		Runs=2	Total laps=14	Full laps=10										
Run #	1	Front Tyre	Slick-Medium	Rear Tyre	Slick-Medium		Run #	1	Front Tyre	Slick-Medium	Rear Tyre	Slick-Medium		
		13 Laps at start				New Tyre			2 Laps at start				New Tyre	
1	2'39.447	16.687	23.239	27.040	25.117		1	2'39.447	16.687	23.239	27.040	25.117		
2	1'34.233	21.616	21.506	26.233	24.878	313.5	2	1'34.233	21.616	21.506	26.233	24.878	313.5	
3	1'34.112	21.409	21.376	26.568	24.759	310.6	3	1'34.112	21.409	21.376	26.568	24.759	310.6	
4	1'33.249	21.367	21.347	25.918	24.617	311.6	4	1'33.249	21.367	21.347	25.918	24.617	311.6	
5	1'33.145	21.307	21.446	25.802	24.590	310.6	5	1'33.145	21.307	21.446	25.802	24.590	310.6	
6	1'32.764	21.220	21.229	25.644	24.671	313.5	6	1'32.764	21.220	21.229	25.644	24.671	313.5	
7	1'40.141 P	23.141*	23.290	27.066*	26.644	311.6	7	1'40.141 P	23.141*	23.290	27.066*	26.644	311.6	
16th	33	Brad BINDER				KTM	RSA							
		Red Bull KTM Factory Racing												
		Runs=2	Total laps=15	Full laps=8										
Run #	1	Front Tyre	Slick-Medium	Rear Tyre	Slick-Soft		Run #	2	Front Tyre	Slick-Medium	Rear Tyre	Slick-Soft		
		8 Laps at start				4 Laps at start			9 Laps at start				4 Laps at start	
1	2'21.709	17.085	22.617				8	6'28.146	15.870	22.532	26.511	25.182		
2	1'34.108 *	21.755	21.435	26.022	24.896	309.6	9	1'33.522	21.560	21.632	25.647	24.683	308.7	
3	1'32.598	21.418	21.085	25.424	24.671	310.6	10	1'32.522	21.334	21.174	25.520	24.494	309.6	
4	1'32.416	21.204	21.086	25.478	24.648	311.6	11	1'32.241	21.251	21.159	25.350	24.481	310.6	
5	1'43.505 *	21.147	21.114*	25.470	35.774	312.6	12	1'32.552	21.184	21.171	25.595	24.602	310.6	
6	1'32.596	21.185	21.192	25.558	24.661	312.6	13	1'32.420	21.177	21.245	25.398	24.600	312.6	
7	1'36.375	20.986	21.131	26.206	28.052	313.5	14	1'45.365 P	25.133*	24.496	26.993*	28.743	311.6	
8	1'35.820 P	23.110	21.501*	25.636	25.573	309.6								
19th	49	Fabio DI GIANNANTON				DUCATI	ITA							
		Gresini Racing MotoGP												
		Runs=2	Total laps=14	Full laps=8										
Run #	1	Front Tyre	Slick-Medium	Rear Tyre	Slick-Soft		Run #	1	Front Tyre	Slick-Medium	Rear Tyre	Slick-Soft		
		6 Laps at start				6 Laps at start			6 Laps at start				6 Laps at start	
1	2'20.166	16.888	22.725	26.766	28.208		1	2'20.166	16.888	22.725	26.766	28.208		
2	1'33.412	21.397	21.346	25.832	24.837	315.5	2	1'33.412	21.397	21.346	25.832	24.837	315.5	
3	1'32.843	21.094	21.237	25.854	24.658	314.5	3	1'32.843	21.094	21.237	25.854	24.658	314.5	
4	1'32.452	21.022	21.189	25.609	24.632	315.5	4	1'32.452	21.022	21.189	25.609	24.632	315.5	
5	1'41.717	21.082	21.492	26.093	33.050	313.5	5	1'41.717	21.082	21.492	26.093	33.050	313.5	
6	1'37.583 *	21.018	21.305	26.155*	29.105	315.5	6	1'37.583 *	21.018	21.305	26.155*	29.105	315.5	
7	1'42.162 P	21.127	22.908	29.651*	28.476	317.5	7	1'42.162 P	21.127	22.908	29.651*	28.476	317.5	
17th	21	Franco MORBIDELLI				YAMAHA	ITA							
		Monster Energy Yamaha MotoGP												
		Runs=2	Total laps=13	Full laps=9										
Run #	1	Front Tyre	Slick-Medium	Rear Tyre	Slick-Soft		Run #	2	Front Tyre	Slick-Medium	Rear Tyre	Slick-Soft		
		New Tyre				6 Laps at start			13 Laps at start				13 Laps at start	
1	1'48.843	16.358	22.748	26.385	24.997		8	8'15.860	17.142	25.149	26.684	25.063		
2	1'33.530	21.726	21.254	25.786	24.764	304.9	9	1'34.794 *	21.502	21.271	26.124*	25.897	314.5	
3	1'32.822	21.574	21.149	25.545	24.554	306.8	10	1'33.026	21.196	21.259	25.657	24.914	312.6	
4	1'32.487	21.293	21.101	25.637	24.456	306.8	11	1'32.600	21.140	21.217	25.589	24.654	312.6	
5	1'32.296	21.227	21.044	25.520	24.505	307.7	12	1'32.495	21.058	21.230	25.551	24.656	313.5	
							13	1'34.908	20.995	21.266	25.853	26.794	315.5	
							14	1'36.789 P	21.101	21.244	25.932	28.512	315.5	

Fastest Lap: Fabio QUARTARARO Monster Energy Yama FRA **1'31.444** 20.976 20.941 25.229 24.298

These data/results cannot be reproduced, stored and/or transmitted in whole or in part by any manner of electronic, mechanical, photocopying, recording, broadcasting or otherwise now known or herein after developed without the previous express consent by the copyright owner, except for reproduction in daily press and regular printed publications on sale to the public within 60 days of the event related to those data/results and always provided that copyright symbol appears together as follows below.
© DORNA, 2022

Official MotoGP Timing by TISSOT
www.motogp.com

Le Mans, Saturday, May 14, 2022

Page 4 of 6



Free Practice Nr. 4

MotoGP

Lap	Lap Time	T1	T2	T3	T4	Speed	Lap	Lap Time	T1	T2	T3	T4	Speed	
20th	73	Alex MARQUEZ				HONDA	SPA	5	1'39.188	22.676	22.808	28.230	25.474	308.7
		LCR Honda CASTROL						6	1'32.875	21.275	21.157	25.770	24.673	307.7
		Runs=2		Total laps=16		Full laps=10		7	1'32.860	21.201	21.186	25.901	24.572	307.7
Run #	1	Front Tyre	Slick-Medium	Rear Tyre	Slick-Soft		Run #	2	Front Tyre	Slick-Medium	Rear Tyre	Slick-Soft		
		2 Laps at start			5 Laps at start				8 Laps at start			14 Laps at start		
1	2'07.003	16.477	22.827	26.433	25.271		9	5'43.280	17.443	22.746	26.743	25.507		
2	1'36.905	21.538	21.645	25.827	27.895	315.5	10	1'34.408	21.690	22.050	25.816	24.852	304.9	
3	1'33.284	21.608	21.362	25.576	24.738	312.6	11	1'33.145	21.338	21.346	25.746	24.715	306.8	
4	1'32.797	21.206	21.317	25.530	24.744	313.5	12	1'36.597	22.960	21.492	26.035	26.110	307.7	
5	1'34.083 *	21.251	21.383*	25.673	25.776	312.6	13	1'32.959	21.283	21.278	25.730	24.668	307.7	
6	1'35.642 *	21.324	21.486	25.939*	26.893	313.5	14	1'32.861	21.249	21.221	25.654	24.737	308.7	
7	1'32.708	21.151	21.389	25.460	24.708	314.5	15	1'32.742	21.189	21.308	25.639	24.606	308.7	
8	1'32.542 P	21.247	21.263	25.616	24.416	313.5	16	1'32.841	21.214	21.257	25.645	24.725	306.8	

Run #	1	Front Tyre	Slick-Medium	Rear Tyre	Slick-Soft	
		10 Laps at start			13 Laps at start	
9	6'14.645	14.786	22.382	25.978	25.239	
10	1'33.289	21.368	21.438	25.613	24.870	313.5
11	1'32.923	21.275	21.402	25.548	24.698	314.5
12	1'32.847	21.230	21.367	25.570	24.680	314.5
13	1'32.790	21.265	21.322	25.481	24.722	313.5
14	1'32.872	21.220	21.269	25.586	24.797	313.5
15	1'33.656	21.168	21.344	25.599	25.545	313.5
16	1'33.771 P	21.264	21.340	25.453	25.714	314.5

21st	87	Remy GARDNER				KTM	AUS	
		Tech3 KTM Factory Racing						
		Runs=1		Total laps=17		Full laps=11		
Run #	1	Front Tyre	Slick-Medium	Rear Tyre	Slick-Soft			
		5 Laps at start			5 Laps at start			
1	2'18.411	17.602	23.137	27.197	31.570			
2	1'33.994	21.612	21.449	26.042	24.891	307.7		
3	1'32.977	21.296	21.222	25.833	24.626	311.6		
4	1'33.099	21.374	21.264	25.702	24.759	310.6		
5	1'41.332 *	21.285	21.544*	26.141	32.362	308.7		
6	1'37.756 *	21.206	21.269	26.390*	28.891	312.6		
7	1'33.244	21.159	21.333	25.833	24.919	312.6		
8	1'48.588 *	27.465	26.404*	27.486	27.233	310.6		
9	1'32.806	21.278	21.199	25.742	24.587	313.5		
10	1'32.857	21.289	21.279	25.687	24.602	308.7		
11	1'32.915	21.235	21.355	25.722	24.603	309.6		
12	1'44.122	21.638	28.862	28.720	24.902	308.7		
13	1'33.401	21.343	21.479	25.877	24.702	309.6		
14	1'32.789	21.217	21.327	25.586	24.659	310.6		
15	1'38.586 *	21.259	21.442	26.529*	29.356	308.7		
16	1'32.719	21.160	21.238	25.719	24.602	313.5		
17	1'53.870 P	27.033*	26.551	31.769*	28.517	311.6		

22nd	4	Andrea DOVIZIOSO				YAMAHA	ITA	
		WithU Yamaha RNF MotoGP Team						
		Runs=1		Total laps=16		Full laps=13		
Run #	1	Front Tyre	Slick-Medium	Rear Tyre	Slick-Soft			
		New Tyre			6 Laps at start			
1	2'29.648	16.725	23.187	26.854	25.255			
2	1'33.666	21.612	21.398	25.934	24.722	306.8		
3	1'32.971	21.308	21.388	25.744	24.531	307.7		
4	1'35.611	21.314	21.289	25.872	27.136	306.8		

23rd	25	Raul FERNANDEZ				KTM	SPA	
		Tech3 KTM Factory Racing						
		Runs=2		Total laps=12		Full laps=7		
Run #	1	Front Tyre	Slick-Medium	Rear Tyre	Slick-Soft			
		5 Laps at start			5 Laps at start			
1	2'10.288	16.903	22.886	27.055	27.032			
2	1'35.306	21.877	21.597	26.168	25.664	307.7		
3	1'33.806	21.463	21.524	25.885	24.934	310.6		
4	1'34.102	21.576	21.529	26.029	24.968	309.6		
5	1'34.119 *	21.448	21.638*	25.956	25.077	309.6		
6	1'33.888	21.429	21.473	25.923	25.063	309.6		
7	1'38.491 P	21.497	22.366	27.621	27.007	311.6		
Run #	2	Front Tyre	Slick-Medium	Rear Tyre	Slick-Soft			
		12 Laps at start			12 Laps at start			
8	10'27.836	20.036	22.757	26.813	25.340			
9	1'36.943	21.752	21.641	28.354	25.196	310.6		
10	1'34.010	21.554	21.471	25.951	25.034	310.6		
11	1'33.579	21.422	21.422	25.823	24.912	308.7		
12	1'46.033 P	21.542	21.511	34.225	28.755	306.8		

24th	40	Darryn BINDER				YAMAHA	RSA	
		WithU Yamaha RNF MotoGP Team						
		Runs=2		Total laps=16		Full laps=9		
Run #	1	Front Tyre	Slick-Medium	Rear Tyre	Slick-Soft			
		New Tyre			5 Laps at start			
1	2'06.266	17.688	23.667	28.960	26.087			
2	1'34.410	21.863	21.463	26.272	24.812	312.6		
3	1'33.875	21.613	21.340	25.913	25.009	309.6		
4	1'33.623	21.562	21.361	25.847	24.853	309.6		
5	1'34.453 *	21.609	22.018*	25.989	24.837	310.6		
6	1'33.636	21.485	21.375	26.035	24.741	309.6		
7	1'43.515 *	26.697*	22.878	27.610	26.330	311.6		
8	1'43.839	21.986	28.790	27.686	25.377	307.7		
9	1'40.246	21.780	25.634	27.103	25.729	314.5		
10	1'34.021	21.520	21.489	26.061	24.951	308.7		
11	1'44.059 P	27.628*	23.959	26.877	25.595	307.7		
Run #	2	Front Tyre	Slick-Medium	Rear Tyre	Slick-Soft			
		11 Laps at start			4 Laps at start			
12	4'48.644	18.250	22.699	26.497	29.207			
13	1'33.730	21.574	21.257	25.858	25.041	310.6		
14	1'37.737	21.252	21.217	29.939	25.329	312.6		

Fastest Lap: Fabio QUARTARARO Monster Energy Yama FRA **1'31.444** 20.976 20.941 25.229 24.298

These data/results cannot be reproduced, stored and/or transmitted in whole or in part by any manner of electronic, mechanical, photocopying, recording, broadcasting or otherwise now known or herein after developed without the previous express consent by the copyright owner, except for reproduction in daily press and regular printed publications on sale to the public within 60 days of the event related to those data/results and always provided that copyright symbol appears together as follows below.
© DORNA, 2022

Official MotoGP Timing by TISSOT
www.motogp.com



Le Mans, Saturday, May 14, 2022

Free Practice Nr. 4

MotoGP

Lap	Lap Time		T1	T2	T3	T4	Speed	Lap	Lap Time	T1	T2	T3	T4	Speed
15	1'33.541	*	21.324	21.244	25.939*	25.034*	312.6							
16	1'38.142	P	22.138	23.127	26.844	26.033	310.6							

Fastest Lap:	Fabio QUARTARARO	Monster Energy Yama	FRA	1'31.444	20.976	20.941	25.229	24.298
---------------------	------------------	---------------------	-----	-----------------	--------	--------	--------	--------

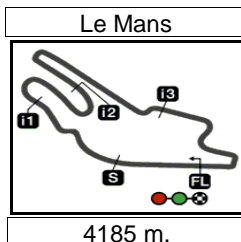
These data/results cannot be reproduced, stored and/or transmitted in whole or in part by any manner of electronic, mechanical, photocopying, recording, broadcasting or otherwise now known or herein after developed without the previous express consent by the copyright owner, except for reproduction in daily press and regular printed publications on sale to the public within 60 days of the event related to those data/results and always provided that copyright symbol appears together as follows below.
© DORNA, 2022

Official MotoGP Timing by **TISSOT**
www.motogp.com

Le Mans, Saturday, May 14, 2022

Page 6 of 6





Results and timing service provided by **TISSOT**

SHARK GRAND PRIX DE FRANCE

Free Practice Nr. 4

Best Partial Times

MotoGP™

IT Ideal Lap Time, sum of the best partial times

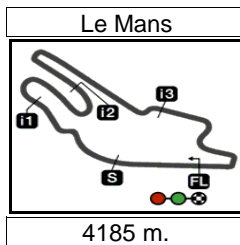
BT Best Lap Time

T1		T2		T3		T4				IT		BT	
Pos	Rider	Time	Rider	Time	Rider	Time	Rider	Time	Pos	Rider	IT	BT	
1	M.VIÑALES	20.913	A.RINS	20.877	A.ESPARGARO	25.112	F.QUARTARARO	24.244	1	A.RINS	1'31.342	1'31.454	(2)
2	E.BASTIANINI	20.914	F.QUARTARARO	20.941	M.VIÑALES	25.198	A.RINS	24.308	2	F.QUARTARARO	1'31.360	1'31.444	(1)
3	A.RINS	20.914	J.ZARCO	20.988	J.ZARCO	25.208	T.NAKAGAMI	24.334	3	A.ESPARGAR	1'31.414	1'31.775	(4)
4	A.ESPARGARO	20.916	M.OLIVEIRA	20.989	F.BAGNAIA	25.225	M.OLIVEIRA	24.341	4	J.ZARCO	1'31.600	1'32.071	(15)
5	J.ZARCO	20.945	A.ESPARGARO	20.997	F.QUARTARARO	25.229	M.MARQUEZ	24.352	5	F.BAGNAIA	1'31.640	1'31.708	(3)
6	F.QUARTARARO	20.946	B.BINDER	21.040	A.RINS	25.243	F.BAGNAIA	24.357	6	M.BEZZECCHI	1'31.685	1'31.903	(9)
7	J.MARTIN	20.975	M.BEZZECCHI	21.040	J.MILLER	25.248	J.MILLER	24.380	7	M.VIÑALES	1'31.700	1'31.964	(11)
8	M.MARQUEZ	20.980	F.MORBIDELLI	21.044	M.BEZZECCHI	25.274	M.BEZZECCHI	24.386	8	J.MARTIN	1'31.755	1'31.881	(7)
9	M.BEZZECCHI	20.985	F.BAGNAIA	21.046	E.BASTIANINI	25.283	P.ESPARGARO	24.388	9	M.MARQUEZ	1'31.770	1'32.026	(13)
10	B.BINDER	20.986	J.MARTIN	21.060	M.MARQUEZ	25.312	A.ESPARGARO	24.389	10	E.BASTIANINI	1'31.806	1'31.899	(8)
11	P.ESPARGARO	20.994	T.NAKAGAMI	21.063	J.MARTIN	25.315	M.VIÑALES	24.398	11	T.NAKAGAMI	1'31.809	1'31.809	(5)
12	F.DI GIANNANTO	20.995	J.MILLER	21.084	T.NAKAGAMI	25.349	J.MARTIN	24.405	12	J.MILLER	1'31.821	1'31.832	(6)
13	F.BAGNAIA	21.012	J.MIR	21.090	L.MARINI	25.350	J.MIR	24.420	13	M.OLIVEIRA	1'31.862	1'31.918	(10)
14	T.NAKAGAMI	21.063	E.BASTIANINI	21.125	J.MIR	25.367	F.MORBIDELLI	24.456	14	J.MIR	1'31.943	1'32.061	(14)
15	J.MIR	21.066	M.MARQUEZ	21.126	B.BINDER	25.379	J.ZARCO	24.459	15	B.BINDER	1'31.944	1'32.073	(16)
16	J.MILLER	21.109	A.DOVIZIOSO	21.157	F.MORBIDELLI	25.395	L.MARINI	24.481	16	P.ESPARGAR	1'31.968	1'31.991	(12)
17	M.OLIVEIRA	21.129	L.MARINI	21.159	P.ESPARGARO	25.400	E.BASTIANINI	24.484	17	F.MORBIDELLI	1'32.054	1'32.223	(17)
18	A.MARQUEZ	21.151	P.ESPARGARO	21.186	M.OLIVEIRA	25.403	A.DOVIZIOSO	24.531	18	L.MARINI	1'32.167	1'32.241	(18)
19	F.MORBIDELLI	21.159	F.DI GIANNANTO	21.189	A.MARQUEZ	25.453	B.BINDER	24.539	19	F.DI GIANNAN	1'32.367	1'32.452	(19)
20	R.GARDNER	21.159	M.VIÑALES	21.191	F.DI GIANNANTO	25.551	R.GARDNER	24.587	20	A.DOVIZIOSO	1'32.516	1'32.742	(22)
21	L.MARINI	21.177	R.GARDNER	21.199	R.GARDNER	25.586	F.DI GIANNANTO	24.632	21	R.GARDNER	1'32.531	1'32.719	(21)
22	A.DOVIZIOSO	21.189	D.BINDER	21.217	A.DOVIZIOSO	25.639	A.MARQUEZ	24.680	22	A.MARQUEZ	1'32.547	1'32.708	(20)
23	D.BINDER	21.252	A.MARQUEZ	21.263	R.FERNANDEZ	25.823	D.BINDER	24.741	23	D.BINDER	1'33.057	1'33.623	(24)
24	R.FERNANDEZ	21.422	R.FERNANDEZ	21.422	D.BINDER	25.847	R.FERNANDEZ	24.912	24	R.FERNANDEZ	1'33.579	1'33.579	(23)

These data/results cannot be reproduced, stored and/or transmitted in whole or in part by any manner of electronic, mechanical, photocopying, recording, broadcasting or otherwise now known or herein after developed without the previous express consent by the copyright owner, except for reproduction in daily press and regular printed publications on sale to the public within 60 days of the event related to those data/results and always provided that copyright symbol appears together as follows below.
© DORNA, 2022

Official MotoGP Timing by **TISSOT**
www.motogp.com





Results and timing service provided by **TISSOT**

MotoGP™

SHARK GRAND PRIX DE FRANCE

Free Practice Nr. 4

Fastest Laps Sequence

<i>Practice Time</i>	 <i>Rider</i>	<i>Nation</i>	<i>Motorcycle</i>	<i>Time</i>	<i>Km/h</i>	<i>Rider's Lap</i>
3'22.373	21 Franco MORBIDELLI	ITA	YAMAHA	1'33.530	161.0	2
3'25.142	43 Jack MILLER	AUS	DUCATI	1'32.933	162.1	2
4'11.870	63 Francesco BAGNAIA	ITA	DUCATI	1'32.847	162.2	2
4'55.195	21 Franco MORBIDELLI	ITA	YAMAHA	1'32.822	162.3	3
4'57.898	43 Jack MILLER	AUS	DUCATI	1'32.756	162.4	3
5'09.965	72 Marco BEZZECCHI	ITA	DUCATI	1'32.423	163.0	3
5'24.380	44 Poï ESPARGARO	SPA	HONDA	1'32.286	163.2	3
5'34.927	42 Alex RINS	SPA	SUZUKI	1'32.118	163.5	3
6'15.726	20 Fabio QUARTARARO	FRA	YAMAHA	1'31.858	164.0	3
6'29.730	43 Jack MILLER	AUS	DUCATI	1'31.832	164.0	4
7'05.869	30 Takaaki NAKAGAMI	JPN	HONDA	1'31.809	164.1	4
7'06.673	42 Alex RINS	SPA	SUZUKI	1'31.746	164.2	4
7'47.424	20 Fabio QUARTARARO	FRA	YAMAHA	1'31.698	164.3	4
9'19.055	20 Fabio QUARTARARO	FRA	YAMAHA	1'31.631	164.4	5
24'29.939	42 Alex RINS	SPA	SUZUKI	1'31.454	164.7	12
26'42.203	20 Fabio QUARTARARO	FRA	YAMAHA	1'31.444	164.7	12

These data/results cannot be reproduced, stored and/or transmitted in whole or in part by any manner of electronic, mechanical, photocopying, recording, broadcasting or otherwise now known or herein after developed without the previous express consent by the copyright owner, except for reproduction in daily press and regular printed publications on sale to the public within 60 days of the event related to those data/results and always provided that copyright symbol appears together as follows below.

© DORNA, 2022

Official MotoGP Timing by **TISSOT**
www.motogp.com



Le Mans, Saturday, May 14, 2022