


4185 m.

SHARK GRAND PRIX DE FRANCE

Warm Up

Classification

25

		Rider	Nation	Team	Motorcycle	Time	Lap Total	Gap	Top Speed
1	41	Aleix ESPARGARO	SPA	Aprilia Racing	APRILIA	1'31.650	9 12		316.5
2	20	Fabio QUARTARARO	FRA	Monster Energy Yamaha MotoGP	YAMAHA	1'31.805	7 12	0.155 0.155	313.5
3	30	Takaaki NAKAGAMI	JPN	LCR Honda IDEMITSU	HONDA	1'31.822	8 12	0.172 0.017	313.5
4	89	Jorge MARTIN	SPA	Pramac Racing	DUCATI	1'31.903	7 11	0.253 0.081	315.5
5	42	Alex RINS	SPA	Team SUZUKI ECSTAR	SUZUKI	1'31.905	5 13	0.255 0.002	316.5
6	43	Jack MILLER	AUS	Ducati Lenovo Team	DUCATI	1'31.920	5 12	0.270 0.015	320.6
7	5	Johann ZARCO	FRA	Pramac Racing	DUCATI	1'31.951	9 12	0.301 0.031	315.5
8	23	Enea BASTIANINI	ITA	Gresini Racing MotoGP	DUCATI	1'31.955	10 10	0.305 0.004	322.7
9	44	PoI ESPARGARO	SPA	Repsol Honda Team	HONDA	1'31.986	12 12	0.336 0.031	314.5
10	12	Maverick VIÑALES	SPA	Aprilia Racing	APRILIA	1'31.988	7 13	0.338 0.002	316.5
11	21	Franco MORBIDELLI	ITA	Monster Energy Yamaha MotoGP	YAMAHA	1'31.993	6 13	0.343 0.005	312.6
12	93	Marc MARQUEZ	SPA	Repsol Honda Team	HONDA	1'32.118	7 10	0.468 0.125	308.7
13	63	Francesco BAGNAIA	ITA	Ducati Lenovo Team	DUCATI	1'32.176	9 12	0.526 0.058	318.5
14	10	Luca MARINI	ITA	Mooney VR46 Racing Team	DUCATI	1'32.197	8 13	0.547 0.021	317.5
15	49	Fabio DI GIANNANTONIO	ITA	Gresini Racing MotoGP	DUCATI	1'32.262	9 12	0.612 0.065	316.5
16	73	Alex MARQUEZ	SPA	LCR Honda CASTROL	HONDA	1'32.333	12 12	0.683 0.071	319.6
17	88	Miguel OLIVEIRA	POR	Red Bull KTM Factory Racing	KTM	1'32.350	12 12	0.700 0.017	312.6
18	36	Joan MIR	SPA	Team SUZUKI ECSTAR	SUZUKI	1'32.374	8 11	0.724 0.024	316.5
19	72	Marco BEZZECCHI	ITA	Mooney VR46 Racing Team	DUCATI	1'32.558	5 12	0.908 0.184	316.5
20	33	Brad BINDER	RSA	Red Bull KTM Factory Racing	KTM	1'32.664	12 12	1.014 0.106	310.6
21	4	Andrea DOVIZIOSO	ITA	WithU Yamaha RNF MotoGP Tea	YAMAHA	1'32.672	8 13	1.022 0.008	309.6
22	87	Remy GARDNER	AUS	Tech3 KTM Factory Racing	KTM	1'32.698	12 12	1.048 0.026	313.5
23	40	Darryn BINDER	RSA	WithU Yamaha RNF MotoGP Tea	YAMAHA	1'33.030	6 13	1.380 0.332	312.6
24	25	Raul FERNANDEZ	SPA	Tech3 KTM Factory Racing	KTM	1'33.260	9 12	1.610 0.230	311.6

Practice condition: Dry

Air: 20°

Humidity: 60%

Ground: 21°

Fastest Lap:	Lap: 9	Aleix ESPARGARO	1'31.650	164.3 Km/h
Best Race Lap:	2017	Maverick VIÑALES	1'32.309	163.2 Km/h
All Time Lap Record:	2022	Francesco BAGNAIA	1'30.450	166.5 Km/h

The results are provisional until the end of the limit for protest and appeals.

Time limit for protest expires 30' after publication of the results - Time:

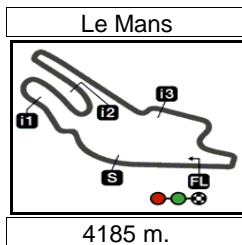
These data/results cannot be reproduced, stored and/or transmitted in whole or in part by any manner of electronic, mechanical, photocopying, recording, broadcasting or otherwise now known or herein after developed without the previous express consent by the copyright owner, except for reproduction in daily press and regular printed publications on sale to the public within 60 days of the event related to those data/results and always provided that copyright symbol appears together as follows below.

© DORNA, 2022

Official MotoGP Timing by TISSOT
www.motogp.com

Le Mans, Sunday, May 15, 2022





Results and timing service provided by **TISSOT**

MotoGP™

SHARK GRAND PRIX DE FRANCE

Warm Up

Top Speed & Average

26



Rider	Nation	Motorcycle	Top 5 speeds					Average	Top
23 Enea BASTIANINI	ITA	DUCATI	322.7	320.6	320.6	320.6	319.6	320.6	322.7
43 Jack MILLER	AUS	DUCATI	320.6	319.6	319.6	317.5	317.5	318.7	320.6
73 Alex MARQUEZ	SPA	HONDA	319.6	316.5	316.5	315.5	315.5	316.7	319.6
63 Francesco BAGNAIA	ITA	DUCATI	318.5	317.5	315.5	315.5	315.5	316.3	318.5
10 Luca MARINI	ITA	DUCATI	317.5	316.5	316.5	316.5	315.5	316.3	317.5
12 Maverick VIÑALES	SPA	APRILIA	316.5	315.5	315.5	314.5	314.5	315.3	316.5
36 Joan MIR	SPA	SUZUKI	316.5	313.5	312.6	312.6	312.6	313.4	316.5
41 Aleix ESPARGARO	SPA	APRILIA	316.5	315.5	315.5	315.5	314.5	315.2	316.5
42 Alex RINS	SPA	SUZUKI	316.5	316.5	315.5	314.5	314.5	315.0	316.5
49 Fabio DI GIANNANTONIO	ITA	DUCATI	316.5	315.5	314.5	314.5	314.5	315.0	316.5
72 Marco BEZZECCHI	ITA	DUCATI	316.5	316.5	316.5	315.5	315.5	315.8	316.5
5 Johann ZARCO	FRA	DUCATI	315.5	314.5	314.5	314.5	314.5	314.7	315.5
89 Jorge MARTIN	SPA	DUCATI	315.5	314.5	313.5	312.6	312.6	313.4	315.5
44 Pol ESPARGARO	SPA	HONDA	314.5	313.5	313.5	313.5	313.5	313.7	314.5
20 Fabio QUARTARARO	FRA	YAMAHA	313.5	312.6	311.6	311.6	310.6	311.4	313.5
30 Takaaki NAKAGAMI	JPN	HONDA	313.5	313.5	313.5	313.5	312.6	313.2	313.5
87 Remy GARDNER	AUS	KTM	313.5	312.6	311.6	311.6	311.6	312.2	313.5
21 Franco MORBIDELLI	ITA	YAMAHA	312.6	311.6	311.6	311.6	310.6	311.2	312.6
40 Darryn BINDER	RSA	YAMAHA	312.6	312.6	312.6	312.6	312.6	312.6	312.6
88 Miguel OLIVEIRA	POR	KTM	312.6	311.6	311.6	311.6	310.6	311.3	312.6
25 Raul FERNANDEZ	SPA	KTM	311.6	310.6	310.6	310.6	310.6	310.8	311.6
33 Brad BINDER	RSA	KTM	310.6	309.6	309.6	308.7	308.7	309.3	310.6
4 Andrea DOVIZIOSO	ITA	YAMAHA	309.6	309.6	309.6	308.7	308.7	309.1	309.6
93 Marc MARQUEZ	SPA	HONDA	308.7	307.7	307.7	307.7	306.8	307.7	308.7

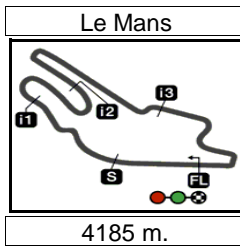
These data/results cannot be reproduced, stored and/or transmitted in whole or in part by any manner of electronic, mechanical, photocopying, recording, broadcasting or otherwise now known or herein after developed without the previous express consent by the copyright owner, except for reproduction in daily press and regular printed publications on sale to the public within 60 days of the event related to those data/results and always provided that copyright symbol appears together as follows below.

© DORNA, 2022

Official MotoGP Timing by TISSOT
www.motogp.com



Le Mans, Sunday, May 15, 2022



Results and timing service provided by **TISSOT**

MotoGP™

SHARK GRAND PRIX DE FRANCE

Warm Up

Chronological Analysis of Performances

27

* Lap / Sector time cancelled

T1 Time from finish line to 1st intermediate

T3 Time from 2nd intermed. to 3rd intermed.

P Crossing the finish line in pit lane

T2 Time from 1st intermed. to 2nd intermed.

T4 Time from 3rd intermediate to finish line

** Tyre data subject to further updates

Lap	Lap Time	T1	T2	T3	T4	Speed	Lap	Lap Time	T1	T2	T3	T4	Speed	
1st	41	Alex ESPARGARO APRILIA SPA						1	2'16.000	33.400	23.839	28.172	26.574	
		Aprilia Racing						2	1'37.182	22.462	22.256	26.740	25.724	306.8
								3	1'40.779 P	22.034	22.029	26.627	30.089	306.8

Run #	1	Front Tyre	Slick-Soft	Rear Tyre	Slick-Soft	Speed
		6 Laps at start		4 Laps at start		
1	2'13.989	32.678	23.233	27.034	25.872	
2	1'35.293	22.152	21.644	26.027	25.470	312.6
3	1'32.742	21.255	21.218	25.573	24.696	316.5
4	1'40.219 P	22.758	22.249	26.918	28.294	315.5
Run #	2	Front Tyre	Slick-Soft	Rear Tyre	Slick-Soft	Speed
		New Tyre		4 Laps at start		
5	2'18.621	33.719	23.263	27.543	25.333	
6	1'33.010	21.421	21.346	25.624	24.619	311.6
7	1'32.455	21.295	21.114	25.524	24.522	313.5
8	1'32.001	21.092	21.071	25.375	24.463	314.5
9	1'31.650	20.963	21.066	25.292	24.329	314.5
10	1'31.966	21.065	21.069	25.381	24.451	315.5
11	1'38.580	23.896	22.865	26.253	25.566	315.5
12	1'32.258	21.073	21.108	25.523	24.554	314.5

Run #	1	Front Tyre	Slick-Soft	Rear Tyre	Slick-Soft	Speed
		8 Laps at start		12 Laps at start		
1	1'51.198	30.490	23.255	27.042	25.362	
2	1'33.319	21.613	21.444	25.718	24.544	308.7
3	1'32.274	21.177	21.120	25.528	24.449	310.6
4	1'31.986	21.076	21.069	25.500	24.341	310.6
5	1'32.016	21.131	21.048	25.443	24.394	311.6
6	1'32.209	21.119	21.054	25.509	24.527	311.6
7	1'31.805	20.983	20.999	25.468	24.355	310.6
8	1'31.831	21.004	20.998	25.478	24.351	310.6
9	1'31.951	21.024	21.087	25.392	24.448	310.6
10	1'31.838	20.967	21.021	25.379	24.471	312.6
11	1'39.977 P	22.612*	23.234	26.165	27.966	313.5
Run #	2	Front Tyre	Slick-Soft	Rear Tyre	Slick-Soft	Speed
		19 Laps at start		23 Laps at start		
12	3'08.603 *	34.044	22.985	26.583*	28.590	

Run #	1	Front Tyre	Slick-Soft	Rear Tyre	Slick-Hard	Speed
		14 Laps at start		New Tyre		
3rd	30	Takaaki NAKAGAMI HONDA JPN				
		LCR Honda IDEMITSU				

Run #	2	Front Tyre	Slick-Soft	Rear Tyre	Slick-Soft	Speed
		8 Laps at start		5 Laps at start		
4	2'23.944	33.775	23.957	27.401	27.127	
5	1'36.513 *	22.028	21.702	25.719*	27.064	310.6
6	1'32.881	21.440	21.212	25.739	24.490	313.5
7	1'32.220	21.189	21.124	25.481	24.426	312.6
8	1'31.822	21.109	21.073	25.346	24.294	313.5
9	1'31.922	21.143	21.086	25.368	24.325	313.5
10	1'31.846	21.081	21.068	25.346	24.351	313.5
11	1'41.116 *	24.047*	25.270	26.458	25.341	312.6
12	1'33.732	21.278	21.209	25.987	25.258	310.6

Run #	1	Front Tyre	Slick-Soft	Rear Tyre	Slick-Soft	Speed
		16 Laps at start		4 Laps at start		
4th	89	Jorge MARTIN DUCATI SPA				
		Pramac Racing				
1	2'05.283	32.714	22.795	27.291	25.835	
2	1'33.842	21.576	21.462	25.692	25.112	310.6
3	1'39.628 P	21.304	21.177	26.363	30.784	312.6
Run #	2	Front Tyre	Slick-Soft	Rear Tyre	Slick-Soft	Speed
		19 Laps at start		4 Laps at start		
4	5'04.644	32.113	22.434	26.042	25.222	
5	1'33.201	21.637	21.295	25.627	24.642	310.6
6	1'38.091	21.268	21.681	30.478	24.664	312.6
7	1'31.903	21.136	21.023	25.375	24.369	312.6
8	1'31.918	21.075	20.993	25.405	24.445	314.5
9	1'32.109	20.998	21.106	25.540	24.465	315.5
10	1'32.176	21.212	21.042	25.409	24.513	312.6
11	1'38.907 *	23.931*	24.892	25.540	24.544	313.5

Run #	1	Front Tyre	Slick-Soft	Rear Tyre	Slick-Soft	Speed
		8 Laps at start		4 Laps at start		
5th	42	Alex RINS SUZUKI SPA				
		Team SUZUKI ECSTAR				
1	2'14.193	32.582	22.973	26.944	25.793	
2	1'34.447	21.524	21.474	26.328	25.121	316.5
3	1'32.439	21.212	21.116	25.500	24.611	314.5
4	1'32.141	21.110	21.030	25.504	24.497	314.5
5	1'31.905	20.943	21.018	25.456	24.488	314.5
6	1'32.153	20.988	21.080	25.490	24.595	314.5

Fastest Lap:	Alex ESPARGARO	Aprilia Racing	SPA	1'31.650	20.963	21.066	25.292	24.329
---------------------	----------------	----------------	-----	-----------------	--------	--------	--------	--------

These data/results cannot be reproduced, stored and/or transmitted in whole or in part by any manner of electronic, mechanical, photocopying, recording, broadcasting or otherwise now known or herein after developed without the previous express consent by the copyright owner, except for reproduction in daily press and regular printed publications on sale to the public within 60 days of the event related to those data/results and always provided that copyright symbol appears together as follows below.
© DORNA, 2022



Warm Up

MotoGP

Lap	Lap Time	T1	T2	T3	T4	Speed
7	1'32.098	21.055	21.025	25.479	24.539	314.5
8	1'32.173	21.142	21.017	25.475	24.539	314.5
9	1'32.122	20.999	21.066	25.489	24.568	314.5
10	1'35.908	21.258	22.581	27.192	24.877	316.5
11	1'32.340	21.069	21.210	25.552	24.509	313.5
12	1'34.356 *	21.681*	21.914	25.997	24.764	315.5
13	1'32.380	21.095	21.167	25.603	24.515	313.5

6th **43** **Jack MILLER** DUCATI AUS
Ducati Lenovo Team

Run #	1	Front Tyre	Slick-Soft	Rear Tyre	Slick-Soft
		9 Laps at start		5 Laps at start	
1	2'12.555	32.897	23.063	27.110	26.169
2	1'34.533	22.063	22.071	25.615	24.784
3	1'32.808	21.395	21.332	25.507	24.574
4	1'32.295	21.174	21.127	25.469	24.525
5	1'31.920	21.143	21.104	25.255	24.418
6	1'32.077	21.102	21.133	25.347	24.495
7	1'32.252	21.129	21.117	25.407	24.599
8	1'32.333	21.425	21.148	25.274	24.486
9	1'34.953 P	21.118	21.109	25.300	27.426

Run #	2	Front Tyre	Slick-Soft	Rear Tyre	Slick-Soft
		8 Laps at start		4 Laps at start	
10	2'21.074	35.009	24.776	26.813	25.380
11	1'34.383	21.725	21.537	26.071	25.050
12	1'32.715	21.271	21.285	25.564	24.595

7th **5** **Johann ZARCO** DUCATI FRA
Pramac Racing

Run #	1	Front Tyre	Slick-Soft	Rear Tyre	Slick-Soft
		13 Laps at start		4 Laps at start	
1	2'03.404 P	33.002	23.466	27.102	27.001

Run #	2	Front Tyre	Slick-Soft	Rear Tyre	Slick-Soft
		8 Laps at start		4 Laps at start	
2	2'14.996	32.059	22.514	26.474	25.091
3	1'32.947	21.482	21.188	25.636	24.641
4	1'33.142	21.401	20.969	26.132	24.640
5	1'32.263	21.219	21.054	25.453	24.537
6	1'32.077	21.160	20.973	25.292	24.652
7	1'32.154	21.090	20.969	25.430	24.665
8	1'32.274	21.096	21.018	25.538	24.622
9	1'31.951	21.061	20.998	25.312	24.580
10	1'32.767	21.190	21.180	25.770	24.627
11	1'59.880	21.091	21.030	51.430	26.329
12	1'32.207	21.233	21.038	25.354	24.582

8th **23** **Enea BASTIANINI** DUCATI ITA
Gresini Racing MotoGP

Run #	1	Front Tyre	Slick-Soft	Rear Tyre	Slick-Hard
		6 Laps at start		New Tyre	
1	2'13.795	33.532	23.946	27.702	26.159
2	1'35.043	21.674	22.092	26.136	25.141
3	1'35.920 P	21.287	21.800	25.744	27.089

Lap	Lap Time	T1	T2	T3	T4	Speed
4	2'20.824	33.745	23.151	26.281	25.179	
5	1'32.686	21.056	21.437	25.504	24.689	319.6
6	1'32.443 *	20.934	21.189	25.306*	25.014	320.6
7	1'38.000	25.554	21.986	25.687	24.773	320.6
8	1'32.021	20.938	21.138	25.438	24.507	320.6
9	1'35.635	20.823	21.159	28.122	25.531	319.6
10	1'31.955	20.951	21.185	25.426	24.393	318.5

9th **44** **Poi ESPARGARO** HONDA SPA
Repsol Honda Team

Run #	1	Front Tyre	Wet-Medium	Rear Tyre	Wet-Medium
		New Tyre		New Tyre	
1	2'17.026 P	33.495	26.633	31.651	30.737

Run #	2	Front Tyre	Slick-Soft	Rear Tyre	Slick-Medium
		3 Laps at start		New Tyre	
2	2'16.932	32.131	22.841	27.115	25.675
3	1'35.070	21.977	21.853	26.168	25.072
4	1'32.862	21.250	21.382	25.639	24.591
5	1'34.242 *	21.195	21.254	25.909*	25.884
6	1'32.617	21.122	21.533	25.472	24.490
7	1'34.188 P	21.161	21.238	25.447	26.342

Run #	3	Front Tyre	Slick-Soft	Rear Tyre	Slick-Soft
		9 Laps at start		3 Laps at start	
8	2'57.928	31.828	22.810	27.365	25.452
9	1'34.221	21.371	21.950	26.190	24.710
10	1'32.535	21.092	21.223	25.649	24.571
11	1'32.162	21.087	21.228	25.548	24.299
12	1'31.986	21.125	21.202	25.360	24.299

10th **12** **Maverick VIÑALES** APRILIA SPA
Aprilia Racing

Run #	1	Front Tyre	Slick-Soft	Rear Tyre	Slick-Soft
		4 Laps at start		4 Laps at start	
1	2'10.299	32.562	23.410	28.420	26.181
2	1'34.247	21.813	21.603	25.899	24.932
3	1'33.595	21.642	21.589	25.626	24.738
4	1'32.394	21.196	21.244	25.431	24.523
5	1'32.391	21.113	21.252	25.535	24.491
6	1'33.017	20.979	21.207	26.199	24.632
7	1'31.988	20.978	21.246	25.369	24.395
8	1'32.149	20.999	21.305	25.377	24.468
9	1'33.412	21.010	21.341	25.426	25.635
10	1'32.209	21.015	21.303	25.464	24.427
11	1'32.434	20.966	21.211	25.819	24.438
12	1'34.942 *	21.153*	21.264	27.786	24.739
13	1'32.176	21.002	21.236	25.511	24.427

Fastest Lap: Aleix ESPARGARO Aprilia Racing SPA **1'31.650** 20.963 21.066 25.292 24.329

These data/results cannot be reproduced, stored and/or transmitted in whole or in part by any manner of electronic, mechanical, photocopying, recording, broadcasting or otherwise now known or herein after developed without the previous express consent by the copyright owner, except for reproduction in daily press and regular printed publications on sale to the public within 60 days of the event related to those data/results and always provided that copyright symbol appears together as follows below.
© DORNA, 2022



Lap	Lap Time	T1	T2	T3	T4	Speed	Lap	Lap Time	T1	T2	T3	T4	Speed									
11th	21	Franco MORBIDELLI YAMAHA ITA					314.5	11	1'35.088 *	22.526*	21.917	25.752	24.893	314.5								
		Monster Energy Yamaha MotoGP						12	1'32.411	21.312	21.211	25.418	24.470	313.5								
12th	93	Marc MARQUEZ HONDA SPA					310.6	Run # 1 Front Tyre Slick-Soft New Tyre Rear Tyre Slick-Soft 4 Laps at start														
		1	1'51.402	32.481	22.860	27.185		25.163	2	1'33.469	21.655	21.431	25.844	24.539	310.6							
13th	63	Francesco BAGNAIA DUCATI ITA					311.6	Run # 2 Front Tyre Slick-Soft 8 Laps at start Rear Tyre Slick-Soft 3 Laps at start														
		2	2'18.627	32.884	23.001	27.310		25.967	3	1'34.528	21.904	21.592	26.055	24.977	305.8							
		3	1'32.460	21.182	21.237	25.531		24.510	307.7	4	1'32.869	21.283	21.157	25.463	24.966	307.7						
		4	1'32.832	21.300	21.255	25.822		24.455	307.7	5	1'32.118	21.187	21.194	25.375	24.362	308.7						
		5	1'32.811	21.263	21.166	25.605		24.777	310.6	6	1'42.910 P	23.965*	24.317	26.980	27.648	305.8						
		7	1'43.238 *	21.378	21.115			308.7	8	Run # 3 Front Tyre Slick-Soft 15 Laps at start Rear Tyre Slick-Soft 10 Laps at start	9	5'04.664	34.909	23.646	27.183	25.959						
		8	1'37.524 *	23.635*	22.854	26.322		24.713	311.6	10	1'41.752 *	22.939	22.509	27.772*	28.532	306.8						
		9	1'32.378	21.320	21.144	25.441		24.473	308.7	Run # 1 Front Tyre Slick-Soft 8 Laps at start Rear Tyre Slick-Soft 11 Laps at start												
		10	1'32.470	21.211	21.133	25.613		24.513	309.6	1	2'07.530	32.214	23.658	27.683	26.062							
		11	1'43.238 *	21.378	21.115			308.7	2	1'33.516	21.498	21.464	25.712	24.842	315.5							
		12	1'37.524 *	23.635*	22.854	26.322		24.713	311.6	3	1'32.673	21.246	21.228	25.530	24.669	317.5						
		13	1'32.811	21.263	21.166	25.605		24.777	310.6	4	1'36.883 P	21.224	21.329	25.799	28.531	318.5						
		14th	10	Luca MARINI DUCATI ITA					316.5	Run # 2 Front Tyre Slick-Soft 9 Laps at start Rear Tyre Slick-Soft 15 Laps at start												
5	3'17.692			32.771	22.122	25.707	24.819	5		1'32.579	21.312	21.157	25.576	24.534	313.5							
15th	49	Fabio DI GIANNANTON DUCATI ITA					315.5	Run # 1 Front Tyre Slick-Soft 9 Laps at start Rear Tyre Slick-Soft 4 Laps at start														
		1	2'22.560	31.505	23.115	27.124		26.473	2	1'34.135	21.703	21.527	25.959	24.946	311.6							
		2	1'34.135	21.703	21.527	25.959		24.946	311.6	3	1'33.290	21.249	21.374	25.871	24.796	313.5						
		3	1'33.290	21.249	21.374	25.871		24.796	313.5	4	1'32.777	21.248	21.283	25.576	24.670	313.5						
		4	1'32.777	21.248	21.283	25.576		24.670	313.5	5	1'32.619	21.362	21.177	25.464	24.616	312.6						
		5	1'32.619	21.362	21.177	25.464		24.616	312.6	6	1'33.095	21.242	21.417	25.770	24.666	311.6						
		6	1'33.095	21.242	21.417	25.770		24.666	311.6	7	1'32.739	21.293	21.172	25.620	24.654	316.5						
		7	1'32.739	21.293	21.172	25.620		24.654	316.5	8	1'32.197	21.064	21.118	25.452	24.563	314.5						
		8	1'32.197	21.064	21.118	25.452		24.563	314.5	9	1'32.368	21.137	21.117	25.615	24.499	315.5						
		9	1'32.368	21.137	21.117	25.615		24.499	315.5	10	1'32.308	21.101	21.102	25.560	24.545	316.5						
		10	1'32.308	21.101	21.102	25.560		24.545	316.5	11	1'36.386	21.054	23.447	26.675	25.210	315.5						
		11	1'36.386	21.054	23.447	26.675		25.210	315.5	12	1'35.342 *	22.752*	21.702	26.069	24.819	317.5						
		12	1'35.342 *	22.752*	21.702	26.069		24.819	317.5	13	1'32.567	21.179	21.203	25.530	24.655	316.5						
13	1'32.567	21.179	21.203	25.530	24.655	316.5	Run # 2 Front Tyre Slick-Soft 9 Laps at start Rear Tyre Slick-Soft 4 Laps at start															
1	2'07.696	32.892	23.337	27.661	26.065		7	2'16.724	32.431	22.638	26.459	25.227										
2	1'33.891	21.472	21.463	25.982	24.974	314.5	8	1'32.822	21.303	21.295	25.588	24.636	311.6									
3	1'32.953	21.253	21.264	25.707	24.729	314.5	9	1'32.262	21.046	21.131	25.512	24.573	313.5									
4	1'33.129	21.120	21.211	25.676	25.122	314.5	10	1'32.528	21.096	21.219	25.613	24.600	313.5									
5	1'32.974	21.146	21.265	25.790	24.773	315.5	11	1'40.453 *	21.066	21.186	31.655*	26.546	314.5									
6	1'36.407 P	21.160	21.257	25.579	28.411	312.6	12	1'32.738	21.023	21.241	25.656	24.818	316.5									
16th	73	Alex MARQUEZ HONDA SPA					314.5	Run # 1 Front Tyre Slick-Soft 9 Laps at start Rear Tyre Slick-Soft 4 Laps at start														
		2	2'18.486	32.236	22.682	26.832		25.923	2	1'34.461	21.949	21.725	25.900	24.887	309.6							
17th	1	Aleix ESPARGARO Aprilia Racing SPA					24.329	Run # 2 Front Tyre Slick-Soft 9 Laps at start Rear Tyre Slick-Soft 4 Laps at start														
		1	2'11.674 P	34.129	26.309	30.462		30.313	3	1'33.311	21.500	21.366	25.621	24.824	312.6							
		2	2'18.486	32.236	22.682	26.832		25.923	4	1'35.768	21.475	21.358	28.174	24.761	309.6							
		3	1'34.461	21.949	21.725	25.900		24.887	309.6	5	1'32.586	21.057	21.310	25.651	24.568	316.5						
		4	1'33.311	21.500	21.366	25.621		24.824	312.6	6	1'32.631	21.181	21.290	25.580	24.580	314.5						
		5	1'35.768	21.475	21.358	28.174		24.761	309.6	7	1'32.631	21.181	21.290	25.580	24.580	314.5						
		6	1'32.586	21.057	21.310	25.651		24.568	316.5	Fastest Lap: Aleix ESPARGARO Aprilia Racing SPA 1'31.650 20.963 21.066 25.292 24.329												
		7	1'32.631	21.181	21.290	25.580		24.580	314.5	<p>These data/results cannot be reproduced, stored and/or transmitted in whole or in part by any manner of electronic, mechanical, photocopying, recording, broadcasting or otherwise now known or herein after developed without the previous express consent by the copyright owner, except for reproduction in daily press and regular printed publications on sale to the public within 60 days of the event related to those data/results and always provided that copyright symbol appears together as follows below.</p> <p>© DORNA, 2022</p>												

Fastest Lap: Aleix ESPARGARO Aprilia Racing SPA **1'31.650** 20.963 21.066 25.292 24.329

These data/results cannot be reproduced, stored and/or transmitted in whole or in part by any manner of electronic, mechanical, photocopying, recording, broadcasting or otherwise now known or herein after developed without the previous express consent by the copyright owner, except for reproduction in daily press and regular printed publications on sale to the public within 60 days of the event related to those data/results and always provided that copyright symbol appears together as follows below.
© DORNA, 2022



Warm Up

MotoGP

Lap	Lap Time	T1	T2	T3	T4	Speed	Lap	Lap Time	T1	T2	T3	T4	Speed	
8	1'32.382	21.140	21.211	25.483	24.548	315.5	5	1'32.558	21.120	21.260	25.591	24.587	316.5	
9	1'40.027	21.226	21.257	32.684	24.860	312.6	6	1'35.996 P	21.137	21.085	26.921	26.853	316.5	
10	1'32.733 *	20.876*	21.474	25.691	24.692	316.5	Run # 2		Front Tyre Slick-Soft		Rear Tyre Slick-Soft			
11	1'36.844	21.241	21.352	29.053	25.198	315.5							7 Laps at start	4 Laps at start
12	1'32.333	21.066	21.267	25.427	24.573	319.6	7	2'16.223	32.714	22.156	26.343	25.059		

17th 88 Miguel OLIVEIRA KTM POR
Red Bull KTM Factory Racing

Run #	1	Front Tyre	Wet-Medium	Rear Tyre	Wet-Medium	
			New Tyre		New Tyre	
1	2'13.221 P	34.007	26.256	30.958	29.864	
Run #	2	Front Tyre	Slick-Soft	Rear Tyre	Slick-Soft	
			New Tyre		4 Laps at start	
2	2'17.819	33.744	22.701	26.601	25.181	
3	1'35.468	21.713	21.363	26.168	26.224	310.6
4	1'33.074	21.428	21.270	25.684	24.692	312.6
5	1'32.620	21.437	21.164	25.396	24.623	308.7
6	1'32.473	21.391	21.148	25.514	24.420	309.6
7	1'38.357	21.329	21.177	30.906	24.945	310.6
8	1'32.920	21.256	21.300	25.839	24.525	311.6
9	1'33.107	21.188	21.103	26.199	24.617	309.6
10	1'32.404	21.249	21.180	25.495	24.480	311.6
11	1'37.928 *	23.926*	22.876	26.331	24.795	310.6
12	1'32.350	21.210	21.107	25.629	24.404	311.6

18th 36 Joan MIR SUZUKI SPA
Team SUZUKI ECSTAR

Run #	1	Front Tyre	Wet-Medium	Rear Tyre	Wet-Medium	
			New Tyre		New Tyre	
1	2'16.496 P	34.203	25.669	30.949	30.572	
Run #	2	Front Tyre	Slick-Soft	Rear Tyre	Slick-Medium	
			9 Laps at start		13 Laps at start	
2	2'19.806	33.514	23.069	27.381	25.620	
3	1'34.317 *	21.959	21.563	25.915	24.880*	312.6
4	1'33.298	21.656	21.281	25.734	24.627	312.6
5	1'32.716	21.276	21.244	25.661	24.535	312.6
6	1'32.528	21.294	21.171	25.554	24.509	313.5
7	1'35.942	21.182	21.123	25.552	28.085	316.5
8	1'32.374	21.250	21.107	25.525	24.492	311.6
9	1'40.867 P	23.574	22.752	26.207	28.334	284.9
Run #	3	Front Tyre	Slick-Soft	Rear Tyre	Slick-Soft	
			17 Laps at start		4 Laps at start	
10	2'47.823	33.747	22.254	25.988	24.773	
11	1'35.177	21.540	21.272	27.860	24.505	312.6

19th 72 Marco BEZZECCHI DUCATI ITA
Mooney VR46 Racing Team

Run #	1	Front Tyre	Slick-Soft	Rear Tyre	Slick-Soft	
			14 Laps at start		4 Laps at start	
1	2'02.581	33.464	23.667	27.226	26.318	
2	1'34.366	21.683	21.877	25.945	24.861	315.5
3	1'32.626	21.209	21.202	25.562	24.653	315.5
4	1'32.639	21.139	21.260	25.600	24.640	316.5

20th 33 Brad BINDER KTM RSA
Red Bull KTM Factory Racing

Run #	1	Front Tyre	Slick-Soft	Rear Tyre	Slick-Hard	
			New Tyre		New Tyre	
1	2'11.579	33.978	24.320	29.849	26.414	
2	1'42.754	22.925	22.615	26.330	30.884	300.3
3	1'41.168 P	22.577	21.999	26.604	29.988	299.4
Run #	2	Front Tyre	Slick-Soft	Rear Tyre	Slick-Soft	
			New Tyre		4 Laps at start	
4	2'21.542	33.068	23.196	27.527	25.525	
5	1'38.375	21.884	25.688	25.858	24.945	306.8
6	1'33.134	21.380	21.203	25.744	24.807	308.7
7	1'35.474	21.291	23.430	26.003	24.750	310.6
8	1'32.846	21.415	21.290	25.592	24.549	307.7
9	1'34.188	21.391	21.178	26.881	24.738	308.7
10	1'32.972	21.316	21.256	25.803	24.597	309.6
11	1'42.667 *	23.155*	24.149	29.176	26.187	308.7
12	1'32.664	21.327	21.258	25.539	24.540	309.6

21st 4 Andrea DOVIZIOSO YAMAHA ITA
WithU Yamaha RNF MotoGP Team

Run #	1	Front Tyre	Slick-Soft	Rear Tyre	Slick-Soft	
			11 Laps at start		5 Laps at start	
1	1'55.991 P	33.945	23.419	27.640	27.370	
Run #	2	Front Tyre	Slick-Soft	Rear Tyre	Slick-Soft	
			New Tyre		5 Laps at start	
2	2'18.272	32.495	22.422	26.740	25.477	
3	1'34.722	22.059	21.561	26.101	25.001	306.8
4	1'33.572	21.629	21.288	25.955	24.700	306.8
5	1'32.816	21.384	21.189	25.720	24.523	307.7
6	1'34.390	21.411	21.991	26.389	24.599	306.8
7	1'32.833	21.267	21.180	25.745	24.641	309.6
8	1'32.672	21.281	21.194	25.602	24.595	308.7
9	1'32.760	21.223	21.229	25.682	24.626	309.6
10	1'39.951	23.847	23.164	27.154	25.786	309.6
11	1'33.175	21.294	21.251	25.810	24.820	308.7
12	1'34.324	21.487	21.988	25.896	24.953	308.7
13	1'32.793	21.229	21.256	25.624	24.684	308.7

Fastest Lap: Aleix ESPARGARO Aprilia Racing SPA **1'31.650** 20.963 21.066 25.292 24.329

These data/results cannot be reproduced, stored and/or transmitted in whole or in part by any manner of electronic, mechanical, photocopying, recording, broadcasting or otherwise now known or herein after developed without the previous express consent by the copyright owner, except for reproduction in daily press and regular printed publications on sale to the public within 60 days of the event related to those data/results and always provided that copyright symbol appears together as follows below.
© DORNA, 2022



Warm Up

MotoGP

Lap	Lap Time	T1	T2	T3	T4	Speed	Lap	Lap Time	T1	T2	T3	T4	Speed	
22nd	87	Remy GARDNER				KTM	AUS	11	1'42.427 *	25.806*	23.570	27.946	25.105	304.9
		Tech3 KTM Factory Racing						12	1'33.320	21.289	21.440	25.863	24.728	311.6

Run #	1	Front Tyre	Slick-Soft	Rear Tyre	Slick-Medium
		7 Laps at start		12 Laps at start	

1	2'14.619	P	33.802	23.628	29.609	29.307
---	----------	---	--------	--------	--------	--------

Run #	2	Front Tyre	Slick-Soft	Rear Tyre	Slick-Soft
		6 Laps at start		4 Laps at start	

2	2'22.019		34.746	23.113	27.483	26.055	
3	1'35.220		22.163	21.643	26.409	25.005	311.6
4	1'34.049		21.624	21.379	26.247	24.799	312.6
5	1'33.387		21.380	21.277	25.991	24.739	311.6
6	1'33.107		21.381	21.155	25.889	24.682	309.6
7	1'47.878 *		23.590*	23.346	27.892	33.050	310.6
8	1'33.128		21.395	21.265	25.872	24.596	311.6
9	1'33.086		21.381	21.289	25.845	24.571	310.6
10	1'33.013		21.347	21.188	25.833	24.645	310.6
11	1'47.516 *		23.960*	23.605	28.909	31.042	308.7
12	1'32.698		21.271	21.281	25.724	24.422	313.5

23rd	40	Darryn BINDER				YAMAHA	RSA
		WithU Yamaha RNF MotoGP Team					

Run #	1	Front Tyre	Slick-Soft	Rear Tyre	Slick-Soft
		7 Laps at start		9 Laps at start	

1	2'01.683		32.808	23.508	27.387	26.525	
2	1'36.039		22.281	22.059	26.634	25.065	307.7
3	1'35.029		21.685	21.442	26.599	25.303	309.6
4	1'34.824		21.728	21.660	26.038	25.398	310.6
5	1'33.481		21.559	21.277	25.922	24.723	310.6
6	1'33.030		21.298	21.215	25.692	24.825	312.6
7	1'37.195 *		24.608*	21.796	25.866	24.925	309.6
8	1'33.814		21.505	21.383	25.835	25.091	311.6
9	1'42.045		21.468	26.730	28.961	24.886	312.6
10	1'33.477		21.373	21.412	25.772	24.920	312.6
11	1'34.314		21.552	21.521	26.309	24.932	310.6
12	1'35.448 *		22.805*	21.531	26.154	24.958	312.6
13	1'33.390		21.325	21.284	25.875	24.906	312.6

24th	25	Raul FERNANDEZ				KTM	SPA
		Tech3 KTM Factory Racing					

Run #	1	Front Tyre	Wet-Medium	Rear Tyre	Wet-Medium
		New Tyre		New Tyre	

1	2'33.031	P	35.826	28.487	32.873	32.162
---	----------	---	--------	--------	--------	--------

Run #	2	Front Tyre	Slick-Soft	Rear Tyre	Slick-Soft
		New Tyre		4 Laps at start	

2	2'25.587		34.749	23.783	27.970	28.951	
3	1'36.023		22.032	22.036	26.589	25.366	310.6
4	1'34.491		21.640	21.606	26.172	25.073	306.8
5	1'34.156		21.482	21.589	26.128	24.957	308.7
6	1'33.905		21.455	21.516	26.004	24.930	308.7
7	1'37.502 *		21.341	21.376	29.599*	25.186	310.6
8	1'33.516		21.437	21.318	25.990	24.771	306.8
9	1'33.260		21.252	21.432	25.833	24.743	310.6
10	1'33.356		21.261	21.429	25.825	24.841	310.6

Fastest Lap:	Aleix ESPARGARO	Aprilia Racing	SPA	1'31.650	20.963	21.066	25.292	24.329
---------------------	-----------------	----------------	-----	-----------------	--------	--------	--------	--------

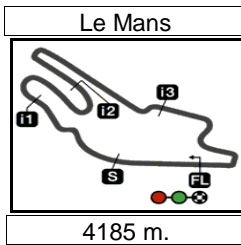
These data/results cannot be reproduced, stored and/or transmitted in whole or in part by any manner of electronic, mechanical, photocopying, recording, broadcasting or otherwise now known or herein after developed without the previous express consent by the copyright owner, except for reproduction in daily press and regular printed publications on sale to the public within 60 days of the event related to those data/results and always provided that copyright symbol appears together as follows below.
© DORNA, 2022

Official MotoGP Timing by **TISSOT**
www.motogp.com

Le Mans, Sunday, May 15, 2022

Page 5 of 5





Results and timing service provided by TISSOT

MotoGP™

SHARK GRAND PRIX DE FRANCE
Official Starting Grid

Race : 27 laps = 112.995 km

28



1	1 1'30.450 63 Francesco BAGNAIA Ducati	2 1'30.519 43 Jack MILLER Ducati	3 1'30.609 41 Aleix ESPARGARO Aprilia
2	4 1'30.688 20 Fabio QUARTARARO Yamaha	5 1'30.711 23 Enea BASTIANINI Ducati	6 1'30.943 36 Joan MIR Suzuki
3	7 1'30.977 42 Alex RINS Suzuki	8 1'31.068 89 Jorge MARTIN Ducati	9 1'30.863 5 Johann ZARCO Ducati
4	10 1'31.148 93 Marc MARQUEZ Honda	11 1'31.526 44 Pol ESPARGARO Honda	12 1'31.595 30 Takaaki NAKAGAMI Honda
5	13 1'30.940 72 Marco BEZZECCHI Ducati	14 1'31.271 12 Maverick VIÑALES Aprilia	15 1'31.363 10 Luca MARINI Ducati
6	16 1'31.487 49 Fabio DI GIANNANTONIO Ducati	17 1'31.547 88 Miguel OLIVEIRA KTM	18 1'31.610 33 Brad BINDER KTM
7	19 1'31.617 21 Franco MORBIDELLI Yamaha	20 1'31.618 4 Andrea DOVIZIOSO Yamaha	21 1'31.763 73 Alex MARQUEZ Honda
8	22 1'31.820 87 Remy GARDNER KTM	23 1'32.596 40 Darryn BINDER Yamaha	24 1'32.767 25 Raul FERNANDEZ KTM

FIM MotoGP Stewards grid penalty for rider #5

The results are provisional until the end of the limit for protest and appeals and until the ratification of the Event Management Committee.

Time limit for protest expires 60' at the latest after publication of the results - Time:

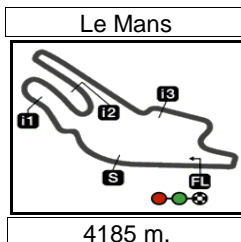
These data/results cannot be reproduced, stored and/or transmitted in whole or in part by any manner of electronic, mechanical, photocopying, recording, broadcasting or otherwise now known or herein after developed without the previous express consent by the copyright owner, except for reproduction in daily press and regular printed publications on sale to the public within 60 days of the event related to those data/results and always provided that copyright symbol appears together as follows below.

© DORNA, 2022

Official MotoGP Timing by TISSOT
www.motogp.com

Le Mans, Sunday, May 15, 2022





Results and timing service provided by **TISSOT**

SHARK GRAND PRIX DE FRANCE

Warm Up

Best Partial Times

MotoGP™

IT Ideal Lap Time, sum of the best partial times

BT Best Lap Time


T1		T2		T3		T4				IT		BT	
Pos	Rider	Time	Rider	Time	Rider	Time	Rider	Time	Pos	Rider	IT	BT	
1	E.BASTIANINI	20.823	J.ZARCO	20.969	J.MILLER	25.255	T.NAKAGAMI	24.294	1	A.ESPARGAR	1'31.650	1'31.650	(1)
2	A.RINS	20.943	J.MARTIN	20.993	J.ZARCO	25.292	P.ESPARGARO	24.299	2	F.QUARTARAR	1'31.685	1'31.805	(2)
3	A.ESPARGARO	20.963	F.QUARTARARO	20.998	A.ESPARGARO	25.292	A.ESPARGARO	24.329	3	J.MARTIN	1'31.735	1'31.903	(4)
4	M.VIÑALES	20.966	F.MORBIDELLI	21.011	T.NAKAGAMI	25.346	F.QUARTARARO	24.341	4	E.BASTIANINI	1'31.780	1'31.955	(8)
5	F.QUARTARARO	20.967	A.RINS	21.017	F.BAGNAIA	25.357	M.MARQUEZ	24.362	5	T.NAKAGAMI	1'31.789	1'31.822	(3)
6	J.MARTIN	20.998	A.ESPARGARO	21.066	P.ESPARGARO	25.360	J.MARTIN	24.369	6	J.ZARCO	1'31.859	1'31.951	(7)
7	F.DI GIANNANTO	21.023	T.NAKAGAMI	21.068	M.VIÑALES	25.369	E.BASTIANINI	24.393	7	J.MILLER	1'31.879	1'31.920	(6)
8	L.MARINI	21.054	M.BEZZECCHI	21.085	J.MARTIN	25.375	M.VIÑALES	24.395	8	A.RINS	1'31.904	1'31.905	(5)
9	A.MARQUEZ	21.057	L.MARINI	21.102	M.MARQUEZ	25.375	F.MORBIDELLI	24.398	9	M.VIÑALES	1'31.937	1'31.988	(10)
10	J.ZARCO	21.061	M.OLIVEIRA	21.103	F.QUARTARARO	25.379	M.OLIVEIRA	24.404	10	F.MORBIDELLI	1'31.940	1'31.993	(11)
11	T.NAKAGAMI	21.081	J.MILLER	21.104	F.MORBIDELLI	25.385	J.MILLER	24.418	11	P.ESPARGAR	1'31.948	1'31.986	(9)
12	P.ESPARGARO	21.087	J.MIR	21.107	M.OLIVEIRA	25.396	R.GARDNER	24.422	12	M.MARQUEZ	1'32.076	1'32.118	(12)
13	J.MILLER	21.102	F.DI GIANNANTO	21.131	E.BASTIANINI	25.426	F.BAGNAIA	24.470	13	F.BAGNAIA	1'32.088	1'32.176	(13)
14	M.BEZZECCHI	21.120	F.BAGNAIA	21.133	A.MARQUEZ	25.427	A.RINS	24.488	14	M.OLIVEIRA	1'32.091	1'32.350	(17)
15	F.BAGNAIA	21.128	E.BASTIANINI	21.138	L.MARINI	25.452	J.MIR	24.492	15	L.MARINI	1'32.107	1'32.197	(14)
16	F.MORBIDELLI	21.146	R.GARDNER	21.155	A.RINS	25.456	L.MARINI	24.499	16	F.DI GIANNAN	1'32.239	1'32.262	(15)
17	J.MIR	21.182	M.MARQUEZ	21.157	F.DI GIANNANTO	25.512	A.DOVIZIOSO	24.523	17	A.MARQUEZ	1'32.243	1'32.333	(16)
18	M.MARQUEZ	21.182	B.BINDER	21.178	J.MIR	25.525	J.ZARCO	24.537	18	J.MIR	1'32.306	1'32.374	(18)
19	M.OLIVEIRA	21.188	A.DOVIZIOSO	21.180	B.BINDER	25.539	B.BINDER	24.540	19	M.BEZZECCHI	1'32.354	1'32.558	(19)
20	A.DOVIZIOSO	21.223	P.ESPARGARO	21.202	M.BEZZECCHI	25.562	A.MARQUEZ	24.548	20	A.DOVIZIOSO	1'32.528	1'32.672	(21)
21	R.FERNANDEZ	21.252	M.VIÑALES	21.207	A.DOVIZIOSO	25.602	F.DI GIANNANTO	24.573	21	B.BINDER	1'32.548	1'32.664	(20)
22	R.GARDNER	21.271	A.MARQUEZ	21.211	D.BINDER	25.692	M.BEZZECCHI	24.587	22	R.GARDNER	1'32.572	1'32.698	(22)
23	B.BINDER	21.291	D.BINDER	21.215	R.GARDNER	25.724	D.BINDER	24.723	23	D.BINDER	1'32.928	1'33.030	(23)
24	D.BINDER	21.298	R.FERNANDEZ	21.318	R.FERNANDEZ	25.825	R.FERNANDEZ	24.728	24	R.FERNANDEZ	1'33.123	1'33.260	(24)

These data/results cannot be reproduced, stored and/or transmitted in whole or in part by any manner of electronic, mechanical, photocopying, recording, broadcasting or otherwise now known or herein after developed without the previous express consent by the copyright owner, except for reproduction in daily press and regular printed publications on sale to the public within 60 days of the event related to those data/results and always provided that copyright symbol appears together as follows below.
© DORNA, 2022

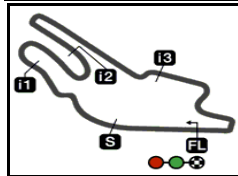
Official MotoGP Timing by **TISSOT**
www.motogp.com



Le Mans

Results and timing service provided by  TISSOT

MotoGP™




4185 m.

SHARK GRAND PRIX DE FRANCE

Warm Up

Fastest Laps Sequence

<i>Practice Time</i>	 <i>Rider</i>	<i>Nation</i>	<i>Motorcycle</i>	<i>Time</i>	<i>Km/h</i>	<i>Rider's Lap</i>
3'24.517	20 Fabio QUARTARARO	FRA	YAMAHA	1'33.319	161.4	2
4'56.791	20 Fabio QUARTARARO	FRA	YAMAHA	1'32.274	163.2	3
6'28.777	20 Fabio QUARTARARO	FRA	YAMAHA	1'31.986	163.7	4
8'24.111	43 Jack MILLER	AUS	DUCATI	1'31.920	163.9	5
8'25.125	42 Alex RINS	SPA	SUZUKI	1'31.905	163.9	5
11'04.807	20 Fabio QUARTARARO	FRA	YAMAHA	1'31.805	164.1	7
15'29.980	41 Aleix ESPARGARO	SPA	APRILIA	1'31.650	164.3	9

These data/results cannot be reproduced, stored and/or transmitted in whole or in part by any manner of electronic, mechanical, photocopying, recording, broadcasting or otherwise now known or herein after developed without the previous express consent by the copyright owner, except for reproduction in daily press and regular printed publications on sale to the public within 60 days of the event related to those data/results and always provided that copyright symbol appears together as follows below.

© DORNA, 2022

Official MotoGP Timing by TISSOT
www.motogp.com

Le Mans, Sunday, May 15, 2022

