


5245 m.

GRAN PREMIO D'ITALIA OAKLEY

Free Practice Nr. 1

Classification

3

		Rider	Nation	Team	Motorcycle	Time	Lap Total	Gap	Top Speed
1	96	Jake DIXON	GBR	Inde GASGAS Aspar Team	KALEX	1'51.966	13 16		290.3
2	37	Augusto FERNANDEZ	SPA	Red Bull KTM Ajo	KALEX	1'52.282	14 17	0.316 0.316	291.8
3	40	Aron CANET	SPA	Flexbox HP40	KALEX	1'52.346	15 16	0.380 0.064	291.8
4	51	Pedro ACOSTA	SPA	Red Bull KTM Ajo	KALEX	1'52.361	17 18	0.395 0.015	292.6
5	12	Filip SALAC	CZE	Gresini Racing Moto2	KALEX	1'52.470	12 15	0.504 0.109	289.5
6	22	Sam LOWES	GBR	Elf Marc VDS Racing Team	KALEX	1'52.550	14 18	0.584 0.080	283.4
7	28	Niccolò ANTONELLI	ITA	Mooney VR46 Racing Team	KALEX	1'52.655	14 16	0.689 0.105	293.4
8	13	Celestino VIETTI	ITA	Mooney VR46 Racing Team	KALEX	1'52.802	17 18	0.836 0.147	291.1
9	35	Somkiat CHANTRA	THA	IDEMITSU Honda Team Asia	KALEX	1'52.899	10 14	0.933 0.097	291.1
10	21	Alonso LOPEZ	SPA	MB Conveyors Speed Up	BOSCOSCURO	1'52.906	13 16	0.940 0.007	283.4
11	11	Mattia PASINI	ITA	Inde GASGAS Aspar Team	KALEX	1'52.950	13 15	0.984 0.044	295.0
12	79	Ai OGURA	JPN	IDEMITSU Honda Team Asia	KALEX	1'52.968	10 10	1.002 0.018	293.4
13	16	Joe ROBERTS	USA	Italtrans Racing Team	KALEX	1'52.972	14 15	1.006 0.004	290.3
14	2	Gabriel RODRIGO	ARG	Pertamina Mandalika SAG Team	KALEX	1'53.023	12 14	1.057 0.051	287.2
15	14	Tony ARBOLINO	ITA	Elf Marc VDS Racing Team	KALEX	1'53.029	16 16	1.063 0.006	291.1
16	18	Manuel GONZALEZ	SPA	Yamaha VR46 Master Camp Tea	KALEX	1'53.040	17 17	1.074 0.011	291.8
17	6	Cameron BEAUBIER	USA	American Racing	KALEX	1'53.135	10 18	1.169 0.095	291.8
18	64	Bo BENDSNEYDER	NED	Pertamina Mandalika SAG Team	KALEX	1'53.291	14 14	1.325 0.156	289.5
19	54	Fermin ALDEGUER	SPA	MB Conveyors Speed Up	BOSCOSCURO	1'53.328	15 15	1.362 0.037	285.7
20	23	Marcel SCHROTTER	GER	Liqui Moly Intact GP	KALEX	1'53.452	12 16	1.486 0.124	288.0
21	7	Barry BALTUS	BEL	RW Racing GP	KALEX	1'53.460	12 15	1.494 0.008	288.7
22	9	Jorge NAVARRO	SPA	Flexbox HP40	KALEX	1'53.505	15 15	1.539 0.045	293.4
23	19	Lorenzo DALLA PORTA	ITA	Italtrans Racing Team	KALEX	1'53.565	14 16	1.599 0.060	288.7
24	75	Albert ARENAS	SPA	Inde GASGAS Aspar Team	KALEX	1'53.699	18 18	1.733 0.134	291.1
25	42	Marcos RAMIREZ	SPA	MV Agusta Forward Racing	MV AGUSTA	1'53.712	13 17	1.746 0.013	285.7
26	24	Simone CORSI	ITA	MV Agusta Forward Racing	MV AGUSTA	1'53.878	15 17	1.912 0.166	287.2
27	52	Jeremy ALCOBA	SPA	Liqui Moly Intact GP	KALEX	1'53.928	13 15	1.962 0.050	293.4
28	84	Zonta VAN DEN GOORBE	NED	RW Racing GP	KALEX	1'54.848	16 16	2.882 0.920	285.7
29	61	Alessandro ZACCONE	ITA	Gresini Racing Moto2	KALEX	1'55.082	13 17	3.116 0.234	279.7
30	81	Keminth KUBO	THA	Yamaha VR46 Master Camp Tea	KALEX	1'56.273	14 14	4.307 1.191	282.7
31	4	Sean Dylan KELLY	USA	American Racing	KALEX	1'56.652	10 10	4.686 0.379	286.4

Practice condition: **Dry**
 Air: **28°**
 Humidity: **48%**
 Ground: **37°**

Fastest Lap:	Lap: 13	Jake DIXON	1'51.966	168.6 Km/h
Best Race Lap:	2021	Sam LOWES	1'51.208	169.7 Km/h
All Time Lap Record:	2021	Raul FERNANDEZ	1'50.616	170.6 Km/h

The results are provisional until the end of the limit for protest and appeals.

Time limit for protest expires 30' after publication of the results - Time:

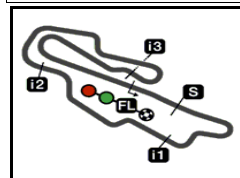
These data/results cannot be reproduced, stored and/or transmitted in whole or in part by any manner of electronic, mechanical, photocopying, recording, broadcasting or otherwise now known or herein after developed without the previous express consent by the copyright owner, except for reproduction in daily press and regular printed publications on sale to the public within 60 days of the event related to those data/results and always provided that copyright symbol appears together as follows below.

© DORNA, 2022

Official MotoGP Timing by TISSOT
 www.motogp.com

Mugello, Friday, May 27, 2022





5245 m.

GRAN PREMIO D'ITALIA OAKLEY

Free Practice Nr. 1

Top Speed & Average

4

Rider	Nation	Motorcycle	Top 5 speeds					Average	Top
11 Mattia PASINI	ITA	KALEX	295.0	292.6	291.8	291.8	291.1	292.5	295.0
9 Jorge NAVARRO	SPA	KALEX	293.4	291.1	288.0	287.2	284.9	288.9	293.4
28 Niccolò ANTONELLI	ITA	KALEX	293.4	291.1	289.5	289.5	288.0	289.9	293.4
52 Jeremy ALCOBA	SPA	KALEX	293.4	290.3	288.7	288.0	287.2	288.7	293.4
79 Ai OGURA	JPN	KALEX	293.4	291.8	291.1	289.5	288.0	290.3	293.4
51 Pedro ACOSTA	SPA	KALEX	292.6	292.6	292.6	291.8	291.8	292.3	292.6
6 Cameron BEAUBIER	USA	KALEX	291.8	290.3	289.5	289.5	286.4	289.0	291.8
18 Manuel GONZALEZ	SPA	KALEX	291.8	291.1	288.7	288.0	288.0	289.5	291.8
37 Augusto FERNANDEZ	SPA	KALEX	291.8	290.3	285.7	285.7	284.9	287.7	291.8
40 Aron CANET	SPA	KALEX	291.8	291.1	288.0	287.2	285.7	287.4	291.8
13 Celestino VIETTI	ITA	KALEX	291.1	290.3	289.5	288.7	288.0	289.3	291.1
14 Tony ARBOLINO	ITA	KALEX	291.1	290.3	290.3	288.7	288.7	289.8	291.1
35 Somkiat CHANTRA	THA	KALEX	291.1	290.3	290.3	288.7	288.0	289.4	291.1
75 Albert ARENAS	SPA	KALEX	291.1	290.3	289.5	288.7	288.0	289.3	291.1
16 Joe ROBERTS	USA	KALEX	290.3	288.7	288.7	287.2	286.4	288.0	290.3
96 Jake DIXON	GBR	KALEX	290.3	290.3	289.5	289.5	289.5	289.8	290.3
12 Filip SALAC	CZE	KALEX	289.5	288.0	287.2	285.7	284.9	286.4	289.5
64 Bo BENDSNEYDER	NED	KALEX	289.5	288.0	288.0	286.4	286.4	287.5	289.5
7 Barry BALTUS	BEL	KALEX	288.7	284.9	284.2	284.2	282.7	284.6	288.7
19 Lorenzo DALLA PORTA	ITA	KALEX	288.7	288.7	288.0	286.4	286.4	287.3	288.7
23 Marcel SCHROTTER	GER	KALEX	288.0	287.2	287.2	287.2	286.4	286.8	288.0
2 Gabriel RODRIGO	ARG	KALEX	287.2	287.2	285.7	285.7	285.7	286.2	287.2
24 Simone CORSI	ITA	MV AGUSTA	287.2	287.2	285.7	285.7	284.2	286.0	287.2
4 Sean Dylan KELLY	USA	KALEX	286.4	284.2	282.7	281.9	281.9	283.4	286.4
42 Marcos RAMIREZ	SPA	MV AGUSTA	285.7	285.7	284.2	283.4	283.4	284.5	285.7
54 Fermín ALDEGUER	SPA	BOSCOSCURO	285.7	283.4	282.7	281.9	281.9	282.8	285.7
84 Zonta VAN DEN GOORBERGH	NED	KALEX	285.7	284.9	282.7	282.7	281.9	283.6	285.7
21 Alonso LOPEZ	SPA	BOSCOSCURO	283.4	282.7	281.9	281.2	281.2	282.1	283.4
22 Sam LOWES	GBR	KALEX	283.4	282.7	282.7	282.7	281.9	282.6	283.4
81 Keminth KUBO	THA	KALEX	282.7	281.2	281.2	281.2	280.5	281.4	282.7
61 Alessandro ZACCONE	ITA	KALEX	279.7	279.0	279.0	279.0	279.0	279.1	279.7

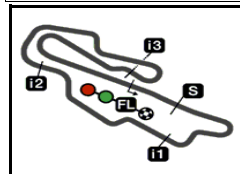
These data/results cannot be reproduced, stored and/or transmitted in whole or in part by any manner of electronic, mechanical, photocopying, recording, broadcasting or otherwise now known or herein after developed without the previous express consent by the copyright owner, except for reproduction in daily press and regular printed publications on sale to the public within 60 days of the event related to those data/results and always provided that copyright symbol appears together as follows below.

© DORNA, 2022

Official MotoGP Timing by TISSOT
www.motogp.com

Mugello, Friday, May 27, 2022





5245 m.

GRAN PREMIO D'ITALIA OAKLEY

Free Practice Nr. 1

Chronological Analysis of Performances

5

* Lap / Sector time cancelled

T1 Time from finish line to 1st intermediate

T3 Time from 2nd intermed. to 3rd intermed.

P Crossing the finish line in pit lane

T2 Time from 1st intermed. to 2nd intermed.

T4 Time from 3rd intermediate to finish line

Lap	Lap Time	T1	T2	T3	T4	Speed	Lap	Lap Time	T1	T2	T3	T4	Speed
1st 96 Jake DIXON Inde GASGAS Aspar GBR							Runs=1 Total laps=16 Full laps=13						
1	2'59.465	35.187	25.128	37.872	27.130	145.5	6	1'53.711	26.881	23.798	36.631	26.401	288.0
2	1'57.701	27.306	24.079	37.520	28.796	288.0	7	1'54.877	26.700	23.781	37.715	26.681	285.7
3	1'54.737	27.051	24.135	36.927	26.624	289.5	8	1'53.249	26.722	23.610	36.615	26.302	291.8
4	1'54.278	27.238	23.714	36.889	26.437	289.5	9	1'53.646	26.927	23.849	36.644	26.226	291.1
5	2'10.568	26.877	25.910	43.962	33.819	287.2	10	1'53.302	26.652	23.649	36.583	26.418	284.2
6	1'53.457	26.877	23.836	36.468	26.276	289.5	11	1'05.457 P	31.007				284.2
7	1'58.014	26.810	23.953	40.276	26.975	290.3	12	2'03.467	36.301	23.868	36.839	26.459	122.0
8	1'54.705	26.871	23.786	37.619	26.429	289.5	13	1'52.476 *	26.575	23.485	36.284*	26.132	283.4
9	1'53.470	26.817	23.767	36.631	26.255	290.3	14	2'00.469	33.747	23.627	36.697	26.398	285.7
10	2'02.054 P	26.799	26.050	40.689	28.516	287.2	15	1'52.346	26.495	23.400	36.342	26.109	285.7
11	2'09.793	38.730	26.396	38.049	26.618	141.5	16	1'52.458	26.537	23.652	36.215	26.054	287.2
12	1'53.135	26.870	23.643	36.220	26.402	282.7	4th 51 Pedro ACOSTA Red Bull KTM Ajo SPA						
13	1'51.966	26.595	23.408	35.981	25.982	285.7	Runs=1 Total laps=18 Full laps=15						
14	1'52.995	26.656	23.436	36.282	26.621	286.4	1	2'55.237	34.796	28.981	43.016	27.636	170.0
15	1'53.529	26.753	23.577	36.578	26.621	282.7	2	2'01.550	28.581	24.916	40.885	27.168	291.1
16	1'53.304	26.841	23.561	36.407	26.495	283.4	3	1'55.241	27.226	24.146	37.282	26.587	289.5
2nd 37 Augusto FERNAND Red Bull KTM Ajo SPA							4	1'54.608	27.272	23.895	36.850	26.591	291.8
Runs=1 Total laps=17 Full laps=14							5	2'00.442	26.836	24.944	41.624	27.038	291.8
1	2'55.022	36.229	26.560	39.829	27.891	153.1	6	1'56.281	26.808	24.173	39.010	26.290	292.6
2	2'05.740	28.526	24.665	45.332	27.217	280.5	7	1'54.066	26.807	24.047	36.918	26.294	292.6
3	1'55.197	27.482	24.027	36.929	26.759	285.7	8	1'53.840	26.739	23.828	36.794	26.479	292.6
4	1'53.517	26.984	23.774	36.415	26.344	284.9	9	1'53.497	26.928	23.741	36.613	26.215	288.7
5	2'06.971	27.117	25.078	46.711	28.065	291.8	10	1'53.048	26.668	23.608	36.533	26.239	290.3
6	1'53.145	26.820	23.671	36.299	26.355	284.2	11	1'00.135 P	30.791				288.7
7	1'57.417	26.633	24.341	39.432	27.011	290.3	12	2'02.790	33.514	24.660	37.933	26.683	173.3
8	1'54.637	26.822	24.560	36.733	26.522	285.7	13	1'53.171	26.814	23.584	36.450	26.323	282.7
9	1'53.147	26.797	23.683	36.362	26.305	283.4	14	1'52.470	26.765	23.396	36.246	26.063	288.0
10	1'53.066	26.767	23.590	36.412	26.297	283.4	15	1'52.698	26.500	23.465	36.440	26.293	288.7
11	1'00.677 P	30.252				284.2	16	1'52.410	26.548	23.418	36.373	26.071	285.7
12	2'02.278	34.174	24.394	37.163	26.547	138.2	17	1'52.361	26.496	23.411	36.301	26.153	287.2
13	1'53.056	26.897	23.498	36.315	26.346	278.3	18	2'02.668	30.015	26.250	39.176	27.227	288.0
14	1'52.282	26.594	23.387	36.035	26.266	279.0	5th 12 Filip SALAC Gresini Racing Moto2 CZE						
15	1'52.572	26.652	23.454	36.175	26.291	279.0	Runs=1 Total laps=15 Full laps=12						
16	2'03.063	30.486	26.133	39.418	27.026	279.7	1	2'53.242	34.897	26.626	43.710	39.822	162.6
17	1'52.340	26.653	23.432	36.065	26.190	281.9	2	2'04.092	28.433	25.113	39.730	30.816	280.5
3rd 40 Aron CANET Flexbox HP40 SPA							3	1'55.450	27.490	24.153	37.233	26.574	284.9
Runs=1 Total laps=16 Full laps=11							4	1'54.994	27.178	24.102	37.101	26.613	289.5
1	3'10.258	31.732	25.028	38.096	27.295	182.1	5	2'02.411	27.230	24.429	42.281	28.471	284.9
2	1'55.906	27.474	23.984	37.420	27.028	284.2	6	1'55.369	27.204	24.157	37.342	26.666	284.2
3	1'54.642	27.058	23.901	36.970	26.713	284.9	7	1'54.663	27.197	24.014	37.013	26.439	283.4
4	1'54.534	26.834	23.866	37.200	26.634	285.7	8	1'54.263	26.923	23.874	36.934	26.532	285.7
5	2'01.718 *	26.915	24.218*	43.379	27.206	285.7	9	57.056 P	27.281				282.7
Fastest Lap: Jake DIXON Inde GASGAS Aspar GBR 1'51.966 26.595 23.408 35.981 25.982							10	2'15.321	41.112	26.033	40.157	28.019	102.1
These data/results cannot be reproduced, stored and/or transmitted in whole or in part by any manner of electronic, mechanical, photocopying, recording, broadcasting or otherwise now known or herein after developed without the previous express consent by the copyright owner, except for reproduction in daily press and regular printed publications on sale to the public within 60 days of the event related to those data/results and always provided that copyright symbol appears together as follows below.							11	1'53.544	27.173	23.618	36.447	26.306	277.6

© DORNA, 2022



Free Practice Nr. 1

Moto2

Lap	Lap Time	T1	T2	T3	T4	Speed	Lap	Lap Time	T1	T2	T3	T4	Speed
12	1'52.470	26.564	23.500	36.240	26.166	287.2	10	1'53.968	26.748	24.186	36.623	26.411	288.0
13	1'52.988	26.774	23.520	36.326	26.368	284.9	11	1'53.092	26.765	23.666	36.307	26.354	286.4
14	1'55.231	27.380	23.855	37.207	26.789	288.0	12	1'52.824	26.739	23.571	36.197	26.317	283.4
15	1'54.166	26.865	23.679	36.847	26.775	283.4	13	1'02.296 P	31.147				281.2
6th 22 Sam LOWES Elf Marc VDS Racing GBR Runs=1 Total laps=18 Full laps=13							14 2'08.672 38.562 25.794 37.603 26.713 154.7						
1	2'09.311	32.757	25.027	38.054	27.323	159.5	15	1'53.141	26.878	23.689	36.195	26.379	281.2
2	1'55.050	27.344	23.895	36.812	26.999	280.5	16	1'52.900	26.701	23.607	36.344	26.248	283.4
3	1'53.996	27.094	23.708	36.670	26.524	281.9	17	1'52.802	26.710	23.566	36.284	26.242	283.4
4	1'53.270	26.706	23.626	36.292	26.646	282.7	18	1'52.950	26.755	23.639	36.245	26.311	283.4
5	1'55.193	26.712	24.812	36.917	26.752	281.2	9th 35 Somkiat CHANTRA IDEMITSU Honda Te THA Runs=2 Total laps=15 Full laps=10						
6	1'55.954 *	26.725	25.480*	37.080	26.669	281.9	1	3'16.855	32.642	25.461	38.331	27.138	186.8
7	1'53.446	26.784	23.798	36.470	26.394	282.7	2	1'56.245	27.678	24.376	37.324	26.867	286.4
8	1'53.282	26.698	23.593	36.558	26.433	283.4	3	1'54.375	27.002	24.104	36.846	26.423	285.7
9	1'02.532 P	29.293				267.3	4	1'53.742	27.017	23.772	36.506	26.447	290.3
10	2'01.609	33.284	24.368	37.154	26.803	165.1	5	1'56.502 *	26.809	24.557*	38.020	27.116	290.3
11	1'52.890	26.776	23.468	36.139	26.507	279.7	6	1'53.425	26.903	23.841	36.418	26.263	288.0
12	1'52.907	26.832	23.388	36.251	26.436	281.2	7	1'54.017	26.919	23.863	36.734	26.501	291.1
13	1'52.800	26.653	23.525	36.243	26.379	281.2	8	1'53.646	26.937	23.735	36.435	26.539	285.7
14	1'52.550	26.686	23.332	36.177	26.355	281.2	9	1'54.215	26.959	24.376	36.486	26.394	286.4
15	1'59.198 *	29.043	25.522	37.719*	26.914	280.5	10	1'52.899	26.615	23.609	36.378	26.297	288.7
16	1'52.831	26.709	23.404	36.297	26.421	281.2	11	1'58.998	28.814	25.678	37.644	26.862	288.0
17	1'52.811	26.687	23.418	36.295	26.411	281.2	12	1'53.355	26.999	23.639	36.336	26.381	279.7
18	1'59.996	28.746	25.809	38.538	26.903	282.7	13	56.033 P	27.084				285.7
7th 28 Niccolò ANTONELL Mooney VR46 Racing ITA Runs=1 Total laps=16 Full laps=13							14 2'00.454 32.924 24.544 36.468 26.518 162.4 unfinished 26.603 23.474 281.2						
1	2'57.762	36.675	26.654	39.885	27.403	160.0	10th 21 Alonso LOPEZ MB Conveyors Speed SPA Runs=1 Total laps=16 Full laps=12						
2	1'59.013	28.080	24.649	38.816	27.468	289.5	1	2'23.730	33.271	26.009	39.450	28.009	186.2
3	1'55.829	27.773	24.223	37.185	26.648	284.9	2	1'57.865	28.288	24.682	37.708	27.187	279.7
4	1'56.123	27.315	24.321	37.827	26.660	291.1	3	1'55.827	27.609	24.120	37.039	27.059	280.5
5	1'58.898	27.152	24.895	39.744	27.107	293.4	4	1'58.831	27.304	24.100	39.414	28.013	280.5
6	1'55.023	27.091	24.328	37.068	26.536	289.5	5	1'55.115	27.489	23.898	36.816	26.912	279.7
7	1'54.679	26.972	24.216	36.853	26.638	288.0	6	1'54.454 *	27.105	23.917*	36.592	26.840	280.5
8	1'54.589	27.139	24.041	36.801	26.608	287.2	7	1'53.959	26.969	23.841	36.301	26.848	281.2
9	1'53.923	26.908	23.943	36.628	26.444	286.4	8	1'02.483 P	29.228				281.2
10	1'53.738	26.873	23.888	36.555	26.422	287.2	9	2'06.364	34.601	26.126	38.430	27.207	177.0
11	59.924 P	29.644				276.2	10	1'53.684	27.130	23.790	36.102	26.662	276.2
12	2'06.088	35.889	25.759	37.787	26.653	176.4	11	1'55.764	26.958	24.774	37.298	26.734	278.3
13	1'53.451	26.994	23.759	36.396	26.302	284.9	12	1'53.211	27.009	23.583	36.115	26.504	279.0
14	1'52.655	26.714	23.485	36.204	26.252	285.7	13	1'52.906	26.707	23.456	36.318	26.425	283.4
15	1'53.114	26.629	23.707	36.497	26.281	288.0	14	1'53.355	26.823	23.623	36.463	26.446	282.7
16	1'52.857	26.691	23.611	36.220	26.335	285.7	15	2'05.654	29.717	27.936	40.090	27.911	281.9
8th 13 Celestino VIETTI Mooney VR46 Racing ITA Runs=1 Total laps=18 Full laps=15							16 1'53.896 27.022 23.654 36.376 26.844 280.5						
1	2'56.761	39.425	26.744	39.543	26.954	144.3	11th 11 Mattia PASINI Inde GASGAS Aspar ITA Runs=1 Total laps=15 Full laps=12						
2	2'04.127	27.886	24.629	44.616	26.996	290.3	1	2'55.303	35.553	26.216	39.147	28.673	147.5
3	1'55.179	27.512	24.049	36.901	26.717	284.9	2	2'06.140	29.313	26.727	43.276	26.824	288.7
4	1'54.092	27.223	23.776	36.608	26.485	284.2	3	1'54.568	27.114	24.026	36.950	26.478	291.1
5	2'05.578	27.039	24.690	46.676	27.173	288.7	4	1'53.233	26.717	23.738	36.449	26.329	291.8
6	1'53.732	26.945	23.904	36.485	26.398	285.7	5	2'09.007	27.000	24.744	50.400	26.863	295.0
7	2'01.201	34.024	24.209	36.648	26.320	289.5	6	1'53.538	26.909	23.890	36.533	26.206	290.3
8	1'54.051	26.843	23.993	36.821	26.394	291.1	7	1'53.824	26.771	23.919	36.693	26.441	292.6
9	1'53.167	26.841	23.723	36.335	26.268	288.0							

Fastest Lap: Jake DIXON Inde GASGAS Aspar GBR 1'51.966 26.595 23.408 35.981 25.982

These data/results cannot be reproduced, stored and/or transmitted in whole or in part by any manner of electronic, mechanical, photocopying, recording, broadcasting or otherwise now known or herein after developed without the previous express consent by the copyright owner, except for reproduction in daily press and regular printed publications on sale to the public within 60 days of the event related to those data/results and always provided that copyright symbol appears together as follows below.
© DORNA, 2022

Free Practice Nr. 1

Moto2

Lap	Lap Time	T1	T2	T3	T4	Speed	Lap	Lap Time	T1	T2	T3	T4	Speed	
8	1'05.016	P 33.247				291.8	14	1'53.635	26.865	23.728	36.555	26.487	287.2	
9	2'03.946	34.355	25.640	37.418	26.533	152.7								
10	1'53.741	26.781	23.801	36.717	26.442	283.4								
11	1'53.306	26.596	23.742	36.537	26.431	285.7								
12	1'53.290	26.746	23.682	36.487	26.375	286.4								
13	1'52.950	26.715	23.628	36.323	26.284	285.7								
14	1'53.136	26.669	23.618	36.515	26.334	286.4								
15	2'01.456	28.431	25.301	39.433	28.291	283.4								
12th	79	Ai OGURA	IDEMITSU Honda Te JPN					15th	14	Tony ARBOLINO	Elf Marc VDS Racing ITA			
			Runs=1	Total laps=11	Full laps=9				Runs=1	Total laps=16	Full laps=11			
1	3'02.432	35.015	25.449	38.733	27.778	150.4	1	3'18.865	33.028	25.018	37.813	26.943	176.4	
2	1'56.524	27.651	24.210	37.825	26.838	284.9	2	1'54.428	27.264	23.899	36.750	26.515	288.7	
3	1'55.306	27.339	23.976	37.253	26.738	291.8	3	1'54.039	26.902	23.884	36.656	26.597	288.0	
4	1'54.607	27.193	23.750	37.094	26.570	288.0	4	1'53.627	26.963	23.794	36.487	26.383	287.2	
5	1'57.188	27.052	24.432	38.555	27.149	293.4	5	2'01.204	* 26.812	24.204*	42.022	28.166	287.2	
6	2'07.359	35.968	27.760	37.036	26.595	286.4	6	1'53.461	26.944	23.736	36.402	26.379	288.0	
7	1'53.873	26.886	23.737	36.838	26.412	287.2	7	1'53.179	26.706	23.700	36.455	26.318	288.7	
8	1'54.544	26.867	24.395	36.871	26.411	291.1	8	1'54.880	26.630	23.650	37.939	26.661	290.3	
9	1'53.397	26.913	23.631	36.479	26.374	284.9	9	1'53.231	26.688	23.838	36.506	26.199	291.1	
10	1'52.968	26.751	23.622	36.403	26.192	288.0	10	59.064	P 28.140				290.3	
	PIT	27.157				289.5	11	2'04.766	34.916	25.319	37.750	26.781	143.8	
							12	1'53.321	26.960	23.692	36.365	26.304	279.0	
							13	1'52.825	* 26.672	23.448	36.504*	26.201	284.2	
							14	1'53.129	26.640	23.640	36.293	26.556	285.7	
							15	1'53.074	26.660	23.582	36.198	26.634	284.9	
							16	1'53.029	26.655	23.581	36.504	26.289	287.2	
13th	16	Joe ROBERTS	Italtrans Racing Team USA					16th	18	Manuel GONZALEZ	Yamaha VR46 Master SPA			
			Runs=1	Total laps=15	Full laps=10				Runs=1	Total laps=17	Full laps=13			
1	3'16.834	33.266	25.330	38.268	27.402	170.8	1	2'56.191	33.368	25.774	38.511	27.111	171.4	
2	1'56.440	27.898	24.370	37.358	26.814	281.9	2	1'56.524	27.758	24.435	37.444	26.887	291.8	
3	1'55.023	27.318	24.022	37.017	26.666	288.7	3	1'54.232	26.976	23.950	36.715	26.591	285.7	
4	1'54.247	* 27.155	23.926	36.617	26.549*	287.2	4	1'53.559	26.842	23.859	36.489	26.369	284.2	
5	1'57.788	* 27.070	25.498*	38.036	27.184	290.3	5	2'08.147	26.827	27.147	46.934	27.239	284.9	
6	1'54.823	27.166	24.218	36.761	26.678	284.2	6	1'54.359	26.868	24.136	36.860	26.495	285.7	
7	1'54.127	26.980	23.894	36.737	26.516	285.7	7	1'56.240	26.816	24.310	38.001	27.113	287.2	
8	1'57.760	27.698	24.194	38.780	27.088	288.7	8	2'00.068	26.854	23.817	40.750	28.647	285.7	
9	1'53.862	27.063	23.773	36.566	26.460	285.7	9	1'53.938	26.814	24.219	36.601	26.304	288.0	
10	57.815	P 27.085				286.4	10	1'53.167	26.727	23.687	36.500	26.253	291.1	
11	2'05.466	36.270	25.034	37.113	27.049	116.0	11	56.415	P 27.202				288.7	
12	1'54.636	27.440	23.940	36.618	26.638	279.0	12	2'02.737	33.044	24.942	37.495	27.256	182.1	
13	1'54.583	27.666	23.870	36.599	26.448	280.5	13	1'56.066	27.109	23.991	36.768	28.198	279.7	
14	1'52.972	26.794	23.502	36.315	26.361	283.4	14	1'53.828	* 27.033	23.719	36.599*	26.477	283.4	
15	1'54.167	27.240	23.839	36.579	26.509	286.4	15	1'57.993	28.896	25.214	37.272	26.611	281.2	
							16	1'53.484	26.841	23.747	36.498	26.398	288.0	
							17	1'53.040	26.645	23.653	36.359	26.383	284.9	
14th	2	Gabriel RODRIGO	Pertamina Mandalika ARG					17th	6	Cameron BEAUBIE	American Racing USA			
			Runs=1	Total laps=14	Full laps=10				Runs=1	Total laps=18	Full laps=14			
1	2'52.556	34.381	26.433	45.773	30.749	163.6	1	3'07.266	33.937	25.952	38.870	27.457	188.1	
2	1'59.135	28.557	25.203	38.207	27.168	282.7	2	1'56.944	27.892	24.479	37.756	26.817	282.7	
3	1'55.819	27.508	24.205	37.396	26.710	285.7	3	1'54.635	27.216	24.010	36.885	26.524	284.2	
4	1'55.272	* 27.223	24.099	37.208	26.742*	287.2	4	1'54.083	26.854	23.843	36.897	26.489	285.7	
5	2'02.658	27.444	25.951	42.034	27.229	284.2	5	2'01.366	* 27.103	24.868*	38.845	30.550	285.7	
6	1'54.754	27.143	24.086	36.772	26.753	282.7	6	1'55.559	27.327	24.366	37.594	26.272	282.7	
7	1'54.360	26.841	23.784	37.158	26.577	283.4	7	1'57.313	26.752	24.170	38.765	27.626	290.3	
8	1'54.108	27.271	23.799	36.578	26.460	284.2	8	1'54.993	27.056	24.464	36.898	26.575	289.5	
9	1'05.651	P 31.606				285.7	9	1'53.202	26.892	23.575	36.371	26.364	286.4	
10	2'09.225	40.251	24.778	37.317	26.879	97.7	10	1'53.135	26.740	23.714	36.406	26.275	291.8	
11	1'54.217	27.170	24.019	36.678	26.350	285.7	11	1'56.694	26.937	24.282	38.561	26.914	289.5	
12	1'53.023	26.790	23.622	36.352	26.259	283.4	12	1'54.632	27.222	24.005	36.707	26.698	286.4	
13	1'53.895	26.915	23.767	36.657	26.556	285.7	13	1'54.843	27.147	23.976	36.992	26.728	281.9	

Fastest Lap: Jake DIXON Inde GASGAS Aspar GBR 1'51.966 26.595 23.408 35.981 25.982

These data/results cannot be reproduced, stored and/or transmitted in whole or in part by any manner of electronic, mechanical, photocopying, recording, broadcasting or otherwise now known or herein after developed without the previous express consent by the copyright owner, except for reproduction in daily press and regular printed publications on sale to the public within 60 days of the event related to those data/results and always provided that copyright symbol appears together as follows below.
© DORNA, 2022

Free Practice Nr. 1

Moto2

Lap	Lap Time	T1	T2	T3	T4	Speed	Lap	Lap Time	T1	T2	T3	T4	Speed
14	1'04.036 P	29.677				279.0	14	2'00.285	26.755	26.494	40.056	26.980	288.0
15	2'02.353	33.187	24.945	37.483	26.738	165.8	15	1'54.169	26.840	23.852	36.876	26.601	284.9
16	1'54.182	26.985	24.015	36.708	26.474	279.7	16	1'54.173	26.827	23.818	36.864	26.664	286.4
17	1'54.031	26.880	23.833	36.709	26.609	280.5	21st 7 Barry BALTUS RW Racing GP BEL						
18	1'54.278	26.876	23.752	36.902	26.748	281.9	Runs=1 Total laps=15 Full laps=12						
18th 64 Bo BENDSNEYDER Pertamina Mandalika NED							1	2'53.168	36.322	26.682	52.499	28.576	152.9
Runs=1 Total laps=14 Full laps=10							2	1'57.500	28.012	24.762	37.725	27.001	282.7
1	2'57.222	34.672	26.195	39.570	27.286	144.0	3	1'55.039	27.259	24.246	36.924	26.610	281.2
2	1'56.979	27.557	24.681	37.854	26.887	286.4	4	1'54.172	26.909	24.017	36.739	26.507	282.7
3	1'55.203	27.535	24.076	36.988	26.604	286.4	5	2'05.729	26.993	27.205	43.343	28.188	281.9
4	1'54.126	27.042	23.840	36.628	26.616	284.2	6	1'54.528 P	27.125	24.632	37.110	25.661	284.9
5	2'02.147	27.152	26.036	40.908	28.051	289.5	7	2'01.060 *	32.477	24.797*	37.153	26.633	179.4
6	1'55.099	27.204	24.513	36.895	26.487	288.0	8	1'53.888	27.059	23.775	36.479	26.575	279.7
7	1'53.872	26.820	23.824	36.640	26.588	282.7	9	1'53.717	26.881	23.707	36.609	26.520	279.7
8	1'53.553	26.756	23.729	36.536	26.532	288.0	10	1'54.108	26.951	23.864	36.753	26.540	280.5
9	58.874 P	29.716				279.7	11	2'00.411	26.878	23.865	41.264	28.404	279.7
10	2'02.948	33.524	24.557	37.287	27.580	173.6	12	1'53.460	26.718	23.614	36.642	26.486	284.2
11	1'53.767 *	26.960	23.783	36.490*	26.534	281.2	13	1'53.784	26.995	23.743	36.681	26.365	280.5
12	1'53.303	26.660	23.604	36.477	26.562	281.2	14	1'55.539	27.087	24.036	37.713	26.703	284.2
13	2'03.305	29.448	23.979	41.635	28.243	280.5	15	1'54.104	26.967	23.742	36.752	26.643	288.7
14	1'53.291	26.724	23.623	36.408	26.536	286.4	22nd 9 Jorge NAVARRO Flexbox HP40 SPA						
19th 54 Fermín ALDEGUER MB Conveyors Speed SPA							Runs=2 Total laps=15 Full laps=9						
1	2'34.922	34.296	25.952	39.791	27.671	177.0	1	3'02.476	33.693	25.482	38.546	27.657	154.0
2	1'57.305	27.897	24.331	37.996	27.081	281.2	2	1'56.372	27.274	24.336	37.840	26.922	288.0
3	1'55.413	27.188	23.941	37.484	26.800	281.2	3	1'55.534	27.561	24.040	37.241	26.692	287.2
4	2'01.024	28.778	26.407	38.903	26.936	281.9	4	1'54.885	27.207	23.994	37.088	26.596	293.4
5	1'54.637	27.030	23.937	36.956	26.714	281.9	5	2'01.068 P	27.223	25.112	40.473	28.260	291.1
6	1'54.078 *	26.780	23.877*	36.818	26.603	281.2	6	2'01.587	32.343	24.606	37.556	27.082	159.5
7	1'53.744	26.716	23.810	36.649	26.569	281.2	7	1'55.170	27.084	24.217	37.038	26.831	281.9
8	1'02.172 P	29.871				281.9	8	1'54.835	27.003	23.971	37.048	26.813	281.9
9	2'05.756	35.281	25.230	38.406	26.839	153.8	9	1'54.574	26.955	24.075	36.837	26.707	281.2
10	1'55.407	26.837	23.823	37.705	27.042	279.7	10	58.380 P	27.639				281.2
11	1'53.473	26.740	23.768	36.479	26.486	280.5	11	2'01.305	33.337	24.418	36.910	26.640	178.2
12	1'53.433	26.647	23.732	36.605	26.449	281.9	12	1'54.249 *	26.841	23.941	36.968*	26.499	284.2
13	1'53.038 *	26.671	23.625	36.435*	26.307	282.7	13	1'53.882	26.754	23.867	36.613	26.648	284.9
14	2'15.584	34.422	29.791	42.018	29.353	285.7	14	1'53.675	26.758	23.886	36.517	26.514	284.2
15	1'53.328	26.739	23.640	36.437	26.512	283.4	15	1'53.505	26.889	23.737	36.415	26.464	281.2
20th 23 Marcel SCHROTTE Liqui Moly Intact GP GER							23rd 19 Lorenzo DALLA PO Italtrans Racing Team ITA						
Runs=1 Total laps=16 Full laps=11							Runs=1 Total laps=16 Full laps=12						
1	3'37.972	38.601	25.649	38.915	27.085	140.8	1	2'55.068	35.733	26.725	39.671	27.750	152.3
2	1'55.120	27.063	23.964	37.267	26.826	286.4	2	1'57.770	28.151	24.788	37.679	27.152	286.4
3	1'54.007	26.900	23.774	36.718	26.615	285.7	3	1'55.450	27.512	24.183	37.052	26.703	288.7
4	1'53.996	26.941	23.800	36.748	26.507	287.2	4	1'54.888	27.370	23.921	36.847	26.750	284.2
5	1'57.108 *	26.745	24.524*	39.284	26.555	286.4	5	2'10.004	27.170	26.377	47.339	29.118	288.0
6	1'54.184	26.756	23.916	36.922	26.590	286.4	6	1'54.907	27.070	24.208	36.944	26.685	284.9
7	1'53.582	26.723	23.649	36.748	26.462	285.7	7	1'54.452	26.932	23.955	36.883	26.682	284.9
8	1'53.759	26.804	23.735	36.777	26.443	284.9	8	1'53.983	26.925	23.733	36.689	26.636	285.7
9	59.927 P	28.856				285.7	9	1'53.756	26.795	23.750	36.644	26.567	286.4
10	2'07.006	37.874	24.882	37.309	26.941	110.6	10	1'10.092 P	38.976				284.2
11	1'53.796	26.756	23.788	36.824	26.428	286.4	11	2'00.782	31.754	24.609	37.623	26.796	172.5
12	1'53.452	26.664	23.646	36.671	26.471	287.2	12	1'53.915	26.996	23.735	36.685	26.499	285.7
13	1'53.326 *	26.673	23.656	36.675*	26.322	287.2	13	1'55.783 *	26.816	23.686	38.828*	26.453	286.4
							14	1'53.565	26.938	23.603	36.562	26.462	288.7

Fastest Lap: Jake DIXON Inde GASGAS Aspar GBR 1'51.966 26.595 23.408 35.981 25.982

These data/results cannot be reproduced, stored and/or transmitted in whole or in part by any manner of electronic, mechanical, photocopying, recording, broadcasting or otherwise now known or herein after developed without the previous express consent by the copyright owner, except for reproduction in daily press and regular printed publications on sale to the public within 60 days of the event related to those data/results and always provided that copyright symbol appears together as follows below.
© DORNA, 2022

Official MotoGP Timing by TISSOT
www.motogp.com

Mugello, Friday, May 27, 2022

Page 4 of 6



Free Practice Nr. 1

Moto2

Lap	Lap Time	T1	T2	T3	T4	Speed	Lap	Lap Time	T1	T2	T3	T4	Speed						
15	2'02.526	26.939	23.600	43.258	28.729	285.7	11	1'59.848 P	27.247	24.590	37.796	30.215	279.0						
16	1'54.067	26.818	23.765	36.880	26.604	286.4	12	2'07.874	36.075	24.714	37.654	29.431	139.1						
24th 75 Albert ARENAS Inde GASGAS Aspar SPA							27th 52 Jeremy ALCOBA Liqui Moly Intact GP SPA												
Runs=1 Total laps=18 Full laps=14							Runs=1 Total laps=15 Full laps=10												
1	2'55.900	34.013	25.783	40.054	27.792	178.5	1	3'12.732	34.239	27.377	39.733	27.753	184.3						
2	2'02.174	28.506	25.036	39.622	29.010	290.3	2	1'58.277	28.251	24.622	38.066	27.338	284.9						
3	1'55.232	27.394	24.213	37.046	26.579	288.0	3	1'56.585	27.369	24.460	37.660	27.096	285.7						
4	1'55.056	27.026	24.170	37.378	26.482	291.1	4	1'54.773 *	27.091	24.091	36.812	26.779*	293.4						
5	1'58.008	27.104	24.542	39.271	27.091	288.7	5	1'57.988 *	27.072	25.085*	38.740	27.091	287.2						
6	1'55.044	27.159	24.110	37.177	26.598	289.5	6	1'55.231	27.326	24.336	36.900	26.669	287.2						
7	1'53.844	26.904	23.881	36.646	26.413	286.4	7	1'54.631	26.987	24.061	36.858	26.725	285.7						
8	1'53.744	26.825	23.891	36.660	26.368	285.7	8	1'54.951	27.067	24.338	36.985	26.561	287.2						
9	1'54.415	26.886	23.909	37.079	26.541	288.0	9	1'54.366	26.980	23.968	36.767	26.651	288.0						
10	1'54.432	26.965	23.888	37.086	26.493	282.7	10	1'54.765	27.018	23.913	37.032	26.802	285.7						
11	1'54.553	27.126	23.815	37.103	26.509	286.4	11	1'02.058 P	30.094				284.9						
12	1'02.974 P	29.934				278.3	12	2'03.540 *	34.804	24.622	37.391*	26.723	155.3						
13	2'02.173	33.126	24.750	37.688	26.609	169.2	13	1'53.928	26.841	24.010	36.608	26.469	287.2						
14	1'54.113	27.000	23.857	36.680	26.576	281.2	14	1'55.850	26.992	23.875	38.302	26.681	288.7						
15	1'57.112 *	27.039	23.812	39.833*	26.428	281.9	15	1'54.251	26.936	23.890	36.785	26.640	290.3						
16	1'54.094	26.876	23.801	36.908	26.509	284.2	28th 84 Zonta VAN DEN GO RW Racing GP NED												
17	1'53.728	26.731	23.747	36.844	26.406	281.9	Runs=1 Total laps=16 Full laps=11												
18	1'53.699	26.821	23.746	36.674	26.458	281.9	1	2'35.530	33.617	26.500	40.570	27.995	168.7						
25th 42 Marcos RAMIREZ MV Agusta Forward R SPA							2	2'02.237 *	29.130	25.976	39.386	27.745*	280.5						
Runs=1 Total laps=17 Full laps=12							3	1'59.079	28.175	24.954	38.543	27.407	281.9						
1	2'35.556	35.193	28.773	39.723	27.735	184.3	4	1'57.483	28.044	24.730	37.747	26.962	282.7						
2	1'57.001	27.801	24.496	37.587	27.117	282.7	5	1'57.185	27.700	24.686	37.679	27.120	285.7						
3	1'55.344	27.407	24.120	37.118	26.699	282.7	6	1'56.763 *	27.615	24.443*	37.639	27.066*	279.7						
4	2'01.604	27.910	27.976	38.762	26.956	282.7	7	1'55.872	27.359	24.402	37.172	26.939	279.7						
5	1'54.892	27.158	23.992	36.932	26.810	281.9	8	2'05.373	31.180	25.017	42.500	26.676	280.5						
6	1'55.455 *	27.153	24.289*	37.144	26.869	281.9	9	1'55.246	27.212	24.233	37.031	26.770	284.9						
7	1'55.640	27.345	24.109	37.110	27.076	280.5	10	1'01.418 P	28.072				282.7						
8	2'01.548	27.325	24.183	39.432	30.608	281.2	11	2'03.484	34.024	25.007	37.520	26.933	164.8						
9	1'55.153	27.242	24.081	37.057	26.773	281.2	12	1'56.051	27.356	24.395	37.250	27.050	279.7						
10	1'54.784	27.132	23.977	37.031	26.644	280.5	13	1'57.275	27.177	25.230	37.864	27.004	279.0						
11	59.078 P	27.830				283.4	14	1'55.476	27.196	24.199	37.213	26.868	279.0						
12	2'13.511	41.376	26.312	39.049	26.774	87.0	15	1'55.317	27.124	24.205	37.178	26.810	279.0						
13	1'53.712	26.979	23.737	36.565	26.431	281.9	16	1'54.848	27.090	24.042	36.895	26.821	279.0						
14	1'59.675 *	29.190	23.760	40.108*	26.617	285.7	29th 61 Alessandro ZACCO Gresini Racing Moto2 ITA												
15	1'53.781	27.038	23.734	36.622	26.387	283.4	Runs=1 Total laps=17 Full laps=11												
16	1'54.860	26.920	23.880	37.581	26.479	285.7	1	2'12.191	33.787	25.937	39.517	27.884	176.1						
17	1'53.832	26.890	23.720	36.659	26.563	284.2	2	1'59.628	28.787	24.815	38.623	27.403	279.0						
26th 24 Simone CORSI MV Agusta Forward R ITA							3	1'58.067	28.147	24.363	38.246	27.311	277.6						
Runs=1 Total laps=17 Full laps=13							4	1'56.802	27.962	24.089	37.780	26.971	278.3						
1	2'53.149	33.131	25.886	44.172	29.898	189.4	5	1'56.205	27.804	24.054	37.477	26.870	277.6						
2	1'58.773	28.291	25.045	38.163	27.274	279.7	6	1'57.109 *	27.694	24.515*	37.660	27.240	278.3						
3	1'56.872	27.602	24.642	37.309	27.319	285.7	7	1'56.472	27.685	24.259	37.624	26.904	277.6						
4	1'54.574	27.170	23.959	36.879	26.566	283.4	8	1'55.716	27.576	24.028	37.334	26.778	278.3						
5	2'04.071	27.223	26.668	42.941	27.239	287.2	9	1'55.646	27.416	24.037	37.390	26.803	276.9						
6	1'54.331	26.882	24.109	36.793	26.547	285.7	Fastest Lap: Jake DIXON Inde GASGAS Aspar GBR 1'51.966 26.595 23.408 35.981 25.982												
7	1'56.246	27.048	23.985	37.075	28.138	282.7	These data/results cannot be reproduced, stored and/or transmitted in whole or in part by any manner of electronic, mechanical, photocopying, recording, broadcasting or otherwise now known or herein after developed without the previous express consent by the copyright owner, except for reproduction in daily press and regular printed publications on sale to the public within 60 days of the event related to those data/results and always provided that copyright symbol appears together as follows below.												
8	1'54.067	26.879	23.868	36.748	26.572	283.4	© DORNA, 2022												
9	1'56.360	26.986	24.941	37.585	26.848	287.2	Official MotoGP Timing by TISSOT												
10	1'55.477	27.061	24.152	37.380	26.884	280.5	www.motogp.com												

Fastest Lap: Jake DIXON Inde GASGAS Aspar GBR 1'51.966 26.595 23.408 35.981 25.982

These data/results cannot be reproduced, stored and/or transmitted in whole or in part by any manner of electronic, mechanical, photocopying, recording, broadcasting or otherwise now known or herein after developed without the previous express consent by the copyright owner, except for reproduction in daily press and regular printed publications on sale to the public within 60 days of the event related to those data/results and always provided that copyright symbol appears together as follows below.
© DORNA, 2022

Free Practice Nr. 1

Moto2

Lap	Lap Time		T1	T2	T3	T4	Speed	Lap	Lap Time	T1	T2	T3	T4	Speed
10	1'01.814	P	29.299				277.6							
11	2'05.920		34.052	25.349	39.227	27.292	182.4							
12	1'56.135		27.813	24.113	37.433	26.776	273.4							
13	1'55.082		27.337	23.972	37.051	26.722	279.0							
14	1'57.122	*	27.287	24.962	37.973*	26.900*	279.7							
15	1'55.153		27.336	23.975	37.108	26.734	279.0							
16	1'55.499	*	27.315	24.108	37.246*	26.830	277.6							
17	1'55.506		27.339	24.058	37.204	26.905	279.0							

30th **81** Keminth KUBO Yamaha VR46 Master THA

Runs=1 Total laps=14 Full laps=11

1	2'53.773		34.360	26.344	45.089	32.081	157.6							
2	1'59.922		28.593	25.298	38.409	27.622	281.2							
3	1'57.588		28.141	24.531	37.642	27.274	281.2							
4	1'57.370		27.937	24.839	37.608	26.986	279.0							
5	2'03.003		27.669	25.752	41.433	28.149	282.7							
6	1'56.963		27.519	24.835	37.646	26.963	278.3							
7	1'56.368		27.287	24.464	37.486	27.131	281.2							
8	1'00.097	P	27.923				278.3							
9	2'15.988		43.962	26.770	37.784	27.472	103.3							
10	1'59.155		27.767	26.257	38.095	27.036	276.2							
11	2'12.345		27.485	24.520	37.466	42.874	279.7							
12	2'00.882		29.315	26.626	37.820	27.121	267.9							
13	1'56.520		27.643	24.604	37.488	26.785	278.3							
14	1'56.273		27.545	24.365	37.268	27.095	280.5							

31st **4** Sean Dylan KELLY American Racing USA

Runs=1 Total laps=10 Full laps=6

1	2'36.293		33.452	26.548	42.000	27.955	187.5							
2	2'00.942		28.563	25.639	39.199	27.541	286.4							
3	1'58.909	*	27.805	24.989*	38.577	27.538	282.7							
4	1'57.993		27.548	24.825	38.309	27.311	281.2							
5	22'25.669	P	27.598				281.9							
6	2'08.645		36.499	25.835	38.685	27.626	153.1							
7	1'57.893		27.747	24.729	38.069	27.348	279.7							
8	1'57.942		27.512	24.694	38.411	27.325	280.5							
9	1'56.959		27.564	24.494	37.728	27.173	284.2							
10	1'56.652		27.326	24.499	37.657	27.170	281.9							

Fastest Lap: Jake DIXON Inde GASGAS Aspar GBR **1'51.966** 26.595 23.408 35.981 25.982

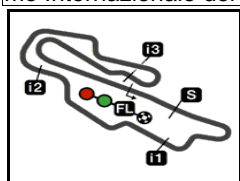
These data/results cannot be reproduced, stored and/or transmitted in whole or in part by any manner of electronic, mechanical, photocopying, recording, broadcasting or otherwise now known or herein after developed without the previous express consent by the copyright owner, except for reproduction in daily press and regular printed publications on sale to the public within 60 days of the event related to those data/results and always provided that copyright symbol appears together as follows below.
© DORNA, 2022

Official MotoGP Timing by TISSOT
www.motogp.com

Mugello, Friday, May 27, 2022

Page 6 of 6





5245 m.

GRAN PREMIO D'ITALIA OAKLEY

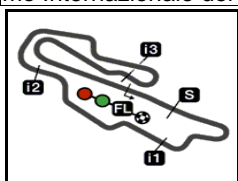
Free Practice Nr. 1

Best Partial Times

IT Ideal Lap Time, sum of the best partial times*BT* Best Lap Time

<i>T1</i>		<i>T2</i>		<i>T3</i>		<i>T4</i>				<i>IT</i>	<i>BT</i>	
Pos	Rider	Time	Rider	Time	Rider	Time	Rider	Time	Pos	Rider		
1	A.CANET	26.495	S.LOWES	23.332	J.DIXON	35.981	J.DIXON	25.982	1	J.DIXON	1'51.966	1'51.966 (1)
2	P.ACOSTA	26.496	A.FERNANDEZ	23.387	A.FERNANDEZ	36.035	A.CANET	26.054	2	A.CANET	1'52.164	1'52.346 (3)
3	F.SALAC	26.564	P.ACOSTA	23.396	A.LOPEZ	36.102	P.ACOSTA	26.063	3	P.ACOSTA	1'52.201	1'52.361 (4)
4	A.FERNANDEZ	26.594	A.CANET	23.400	S.LOWES	36.139	F.SALAC	26.166	4	A.FERNANDEZ	1'52.206	1'52.282 (2)
5	J.DIXON	26.595	J.DIXON	23.408	C.VIETTI	36.195	A.FERNANDEZ	26.190	5	F.SALAC	1'52.470	1'52.470 (5)
6	M.PASINI	26.596	T.ARBOLINO	23.448	T.ARBOLINO	36.198	A.OGURA	26.192	6	T.ARBOLINO	1'52.475	1'53.029 (15)
7	S.CHANTRA	26.603	A.LOPEZ	23.456	N.ANTONELLI	36.204	T.ARBOLINO	26.199	7	S.LOWES	1'52.479	1'52.550 (6)
8	N.ANTONELLI	26.629	S.CHANTRA	23.474	A.CANET	36.215	M.PASINI	26.206	8	N.ANTONELLI	1'52.570	1'52.655 (7)
9	T.ARBOLINO	26.630	N.ANTONELLI	23.485	F.SALAC	36.240	C.VIETTI	26.242	9	S.CHANTRA	1'52.676	1'52.899 (9)
10	M.GONZALEZ	26.645	F.SALAC	23.500	P.ACOSTA	36.246	N.ANTONELLI	26.252	10	A.LOPEZ	1'52.690	1'52.906 (10)
11	F.ALDEGUER	26.647	J.ROBERTS	23.502	J.ROBERTS	36.315	M.GONZALEZ	26.253	11	C.VIETTI	1'52.704	1'52.802 (8)
12	S.LOWES	26.653	S.CORSI	23.515	M.PASINI	36.323	G.RODRIGO	26.259	12	M.PASINI	1'52.743	1'52.950 (11)
13	B.BENDSNEYDE	26.660	C.VIETTI	23.566	S.CHANTRA	36.336	S.CHANTRA	26.263	13	M.GONZALEZ	1'52.910	1'53.040 (16)
14	M.SCHROTTER	26.664	C.BEAUBIER	23.575	G.RODRIGO	36.352	C.BEAUBIER	26.272	14	C.BEAUBIER	1'52.958	1'53.135 (17)
15	C.VIETTI	26.701	L.DALLA PORTA	23.600	M.GONZALEZ	36.359	F.ALDEGUER	26.307	15	A.OGURA	1'52.968	1'52.968 (12)
16	A.LOPEZ	26.707	B.BENDSNEYDE	23.604	C.BEAUBIER	36.371	M.SCHROTTER	26.322	16	J.ROBERTS	1'52.972	1'52.972 (13)
17	B.BALTUS	26.718	B.BALTUS	23.614	A.OGURA	36.403	S.LOWES	26.355	17	F.ALDEGUER	1'53.016	1'53.328 (19)
18	A.ARENAS	26.731	M.PASINI	23.618	B.BENDSNEYDE	36.408	J.ROBERTS	26.361	18	G.RODRIGO	1'53.023	1'53.023 (14)
19	C.BEAUBIER	26.740	G.RODRIGO	23.622	J.NAVARRO	36.415	B.BALTUS	26.365	19	B.BENDSNEY	1'53.159	1'53.291 (18)
20	A.OGURA	26.751	A.OGURA	23.622	F.ALDEGUER	36.437	A.ARENAS	26.368	20	B.BALTUS	1'53.176	1'53.460 (21)
21	J.NAVARRO	26.754	F.ALDEGUER	23.625	B.BALTUS	36.479	M.RAMIREZ	26.387	21	M.SCHROTTE	1'53.303	1'53.452 (20)
22	S.CORSI	26.773	M.SCHROTTER	23.646	L.DALLA PORTA	36.562	A.LOPEZ	26.425	22	J.NAVARRO	1'53.370	1'53.505 (22)
23	G.RODRIGO	26.790	M.GONZALEZ	23.653	M.RAMIREZ	36.565	S.CORSI	26.450	23	L.DALLA POR	1'53.410	1'53.565 (23)
24	J.ROBERTS	26.794	M.RAMIREZ	23.720	J.ALCOBA	36.608	L.DALLA PORTA	26.453	24	S.CORSI	1'53.486	1'53.878 (26)

These data/results cannot be reproduced, stored and/or transmitted in whole or in part by any manner of electronic, mechanical, photocopying, recording, broadcasting or otherwise now known or herein after developed without the previous express consent by the copyright owner, except for reproduction in daily press and regular printed publications on sale to the public within 60 days of the event related to those data/results and always provided that copyright symbol appears together as follows below.
© DORNA, 2022



5245 m.

GRAN PREMIO D'ITALIA OAKLEY

Free Practice Nr. 1

Best Partial Times

IT Ideal Lap Time, sum of the best partial times

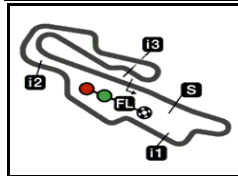
BT Best Lap Time

T1		T2		T3		T4				<i>IT</i>	<i>BT</i>	
<i>Pos</i>	<i>Rider</i>	<i>Time</i>	<i>Rider</i>	<i>Time</i>	<i>Rider</i>	<i>Time</i>	<i>Rider</i>	<i>Time</i>	<i>Pos</i>	<i>Rider</i>		
25	L.DALLA PORTA	26.795	J.NAVARRO	23.737	A.ARENAS	36.646	J.NAVARRO	26.464	25	A.ARENAS	1'53.491	1'53.699 (24)
26	J.ALCOBA	26.841	A.ARENAS	23.746	M.SCHROTTER	36.671	J.ALCOBA	26.469	26	M.RAMIREZ	1'53.562	1'53.712 (25)
27	M.RAMIREZ	26.890	J.ALCOBA	23.875	S.CORSI	36.748	B.BENDSNEYDE	26.487	27	J.ALCOBA	1'53.793	1'53.928 (27)
28	Z.VAN DEN GOO	27.090	A.ZACCONE	23.972	Z.VAN DEN GOO	36.895	Z.VAN DEN GOO	26.676	28	Z.VAN DEN G	1'54.703	1'54.848 (28)
29	A.ZACCONE	27.287	Z.VAN DEN GOO	24.042	A.ZACCONE	37.051	A.ZACCONE	26.722	29	A.ZACCONE	1'55.032	1'55.082 (29)
30	K.KUBO	27.287	K.KUBO	24.365	K.KUBO	37.268	K.KUBO	26.785	30	K.KUBO	1'55.705	1'56.273 (30)
31	S.KELLY	27.326	S.KELLY	24.494	S.KELLY	37.657	S.KELLY	27.170	31	S.KELLY	1'56.647	1'56.652 (31)

These data/results cannot be reproduced, stored and/or transmitted in whole or in part by any manner of electronic, mechanical, photocopying, recording, broadcasting or otherwise now known or herein after developed without the previous express consent by the copyright owner, except for reproduction in daily press and regular printed publications on sale to the public within 60 days of the event related to those data/results and always provided that copyright symbol appears together as follows below.
© DORNA, 2022


Official MotoGP Timing by **TISSOT**
www.motogp.com





5245 m.

GRAN PREMIO D'ITALIA OAKLEY**Free Practice Nr. 1****Fastest Laps Sequence**

<i>Practice Time</i>	 <i>Rider</i>	<i>Nation</i>	<i>Motorcycle</i>	<i>Time</i>	<i>Km/h</i>	<i>Rider's Lap</i>
4'04.361	22 Sam LOWES	GBR	KALEX	1'55.050	164.1	2
5'13.293	14 Tony ARBOLINO	ITA	KALEX	1'54.428	165.0	2
5'58.357	22 Sam LOWES	GBR	KALEX	1'53.996	165.6	3
7'51.627	22 Sam LOWES	GBR	KALEX	1'53.270	166.6	4
8'49.244	11 Mattia PASINI	ITA	KALEX	1'53.233	166.7	4
12'49.592	37 Augusto FERNANDEZ	SPA	KALEX	1'53.145	166.8	6
20'17.810	51 Pedro ACOSTA	SPA	KALEX	1'53.048	167.0	10
20'25.921	35 Somkiat CHANTRA	THA	KALEX	1'52.899	167.2	10
24'17.772	13 Celestino VIETTI	ITA	KALEX	1'52.824	167.3	12
31'35.705	22 Sam LOWES	GBR	KALEX	1'52.800	167.3	13
33'28.255	22 Sam LOWES	GBR	KALEX	1'52.550	167.7	14
34'20.965	51 Pedro ACOSTA	SPA	KALEX	1'52.470	167.8	14
34'44.763	37 Augusto FERNANDEZ	SPA	KALEX	1'52.282	168.1	14
35'10.550	96 Jake DIXON	GBR	KALEX	1'51.966	168.6	13

These data/results cannot be reproduced, stored and/or transmitted in whole or in part by any manner of electronic, mechanical, photocopying, recording, broadcasting or otherwise now known or herein after developed without the previous express consent by the copyright owner, except for reproduction in daily press and regular printed publications on sale to the public within 60 days of the event related to those data/results and always provided that copyright symbol appears together as follows below.

© DORNA, 2022

Official MotoGP Timing by TISSOT
www.motogp.com

Mugello, Friday, May 27, 2022

