


5245 m.

GRAN PREMIO D'ITALIA OAKLEY
Free Practice Nr. 3
Classification

10

	Rider	Nation	Team	Motorcycle	Time	Lap Total	Gap	Top Speed
1	7 Dennis FOGGIA	ITA	Leopard Racing	HONDA	1'56.576	14 14		246.5
2	96 Daniel HOLGADO	SPA	Red Bull KTM Ajo	KTM	1'56.793	16 16	0.217 0.217	242.1
3	16 Andrea MIGNO	ITA	Rivacold Snipers Team	HONDA	1'56.902	11 11	0.326 0.109	241.0
4	11 Sergio GARCIA	SPA	Valresa GASGAS Aspar Team	GASGAS	1'56.966	15 15	0.390 0.064	243.7
5	10 Diogo MOREIRA	BRA	MT Helmets - MSI	KTM	1'57.007	14 17	0.431 0.041	244.3
6	28 Izan GUEVARA	SPA	Valresa GASGAS Aspar Team	GASGAS	1'57.066	13 17	0.490 0.059	242.1
7	54 Riccardo ROSSI	ITA	SIC58 Squadra Corse	HONDA	1'57.110	9 14	0.534 0.044	244.3
8	17 John MCPHEE	GBR	Sterilgarda Husqvarna Max	HUSQVARNA	1'57.139	12 12	0.563 0.029	243.7
9	24 Tatsuki SUZUKI	JPN	Leopard Racing	HONDA	1'57.194	15 15	0.618 0.055	245.4
10	53 Deniz ÖNCÜ	TUR	Red Bull KTM Tech3	KTM	1'57.218	16 17	0.642 0.024	245.4
11	19 Scott OGDEN	GBR	VisionTrack Racing Team	HONDA	1'57.310	12 12	0.734 0.092	242.6
12	82 Stefano NEPA	ITA	Angeluss MTA Team	KTM	1'57.435	12 12	0.859 0.125	239.4
13	99 Carlos TATAY	SPA	CFMOTO Racing PruestelGP	CFMOTO	1'57.488	12 12	0.912 0.053	241.6
14	5 Jaume MASIA	SPA	Red Bull KTM Ajo	KTM	1'57.670	13 13	1.094 0.182	242.1
15	23 Elia BARTOLINI	ITA	QJMotor Avintia Racing Team	KTM	1'57.713	13 13	1.137 0.043	243.2
16	20 Lorenzo FELLON	FRA	SIC58 Squadra Corse	HONDA	1'57.726	12 12	1.150 0.013	244.8
17	6 Ryusei YAMANAKA	JPN	MT Helmets - MSI	KTM	1'57.734	9 12	1.158 0.008	242.6
18	67 Alberto SURRA	ITA	Rivacold Snipers Team	HONDA	1'57.856	12 12	1.280 0.122	240.0
19	31 Adrian FERNANDEZ	SPA	Red Bull KTM Tech3	KTM	1'58.083	14 14	1.507 0.227	241.0
20	18 Matteo BERTELLE	ITA	QJMotor Avintia Racing Team	KTM	1'58.145	16 16	1.569 0.062	240.0
21	27 Kaito TOBA	JPN	CIP Green Power	KTM	1'58.197	13 13	1.621 0.052	246.0
22	48 Ivan ORTOLÁ	SPA	Angeluss MTA Team	KTM	1'58.344	10 15	1.768 0.147	238.4
23	44 David MUÑOZ	SPA	BOE Motorsports	KTM	1'58.673	10 10	2.097 0.329	244.3
24	66 Joel KELSO	AUS	CIP Green Power	KTM	1'58.840	12 12	2.264 0.167	243.7
25	64 Mario AJI	INA	Honda Team Asia	HONDA	1'58.924	10 14	2.348 0.084	236.3
26	72 Taiyo FURUSATO	JPN	Honda Team Asia	HONDA	1'59.053	8 12	2.477 0.129	242.6
27	43 Xavier ARTIGAS	SPA	CFMOTO Racing PruestelGP	CFMOTO	1'59.323	8 14	2.747 0.270	242.1
28	70 Joshua WHATLEY	GBR	VisionTrack Racing Team	HONDA	2'00.238	10 14	3.662 0.915	238.4
29	22 Ana CARRASCO	SPA	BOE Motorsports	KTM	2'01.762	9 14	5.186 1.524	237.8

Practice condition: **Dry**
 Air: **22°**
 Humidity: **72%**
 Ground: **27°**

Fastest Lap:	Lap: 14	Dennis FOGGIA	1'56.576	161.9 Km/h
Best Race Lap:	2018	Fabio DI GIANNANTONIO	1'56.628	161.8 Km/h
All Time Lap Record:	2021	Tatsuki SUZUKI	1'56.001	162.7 Km/h

The results are provisional until the end of the limit for protest and appeals.

Time limit for protest expires 30' after publication of the results - Time:

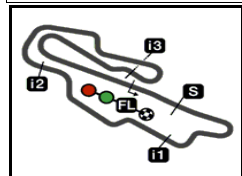
These data/results cannot be reproduced, stored and/or transmitted in whole or in part by any manner of electronic, mechanical, photocopying, recording, broadcasting or otherwise now known or herein after developed without the previous express consent by the copyright owner, except for reproduction in daily press and regular printed publications on sale to the public within 60 days of the event related to those data/results and always provided that copyright symbol appears together as follows below.

© DORNA, 2022

Official MotoGP Timing by **TISSOT**
 www.motogp.com

Mugello, Saturday, May 28, 2022





GRAN PREMIO D'ITALIA OAKLEY

Free Practice Nr. 3

Combined Free Practice Times

11

	Rider	Nation	Team	MOTORCYCLE	FP1	FP2	FP3	Gap
1	7 D.FOGGIA	ITA	Leopard Racing	HONDA	1'56.916 15	1'57.820 14	1'56.576 14	
2	96 D.HOLGADO	SPA	Red Bull KTM Ajo	KTM	1'58.285 15	1'59.222 14	1'56.793 16	0.217 0.217
3	16 A.MIGNO	ITA	Rivacold Snipers Team	HONDA	1'58.305 14	1'58.104 14	1'56.902 11	0.326 0.109
4	11 S.GARCIA	SPA	Valresa GASGAS Aspar Team	GASGAS	1'58.624 17	1'57.921 14	1'56.966 15	0.390 0.064
5	10 D.MOREIRA	BRA	MT Helmets - MSI	KTM	1'57.850 14	1'59.574 12	1'57.007 14	0.431 0.041
6	28 I.GUEVARA	SPA	Valresa GASGAS Aspar Team	GASGAS	1'58.111 13	1'58.354 12	1'57.066 13	0.490 0.059
7	54 R.ROSSI	ITA	SIC58 Squadra Corse	HONDA	1'58.059 14	1'58.964 12	1'57.110 9	0.534 0.044
8	5 J.MASIA	SPA	Red Bull KTM Ajo	KTM	1'58.307 15	1'57.134 9	1'57.670 13	0.558 0.024
9	17 J.MCPHEE	GBR	Sterilgarda Husqvarna Max	HUSQVARNA	1'57.283 12	1'58.471 13	1'57.139 12	0.563 0.005
10	24 T.SUZUKI	JPN	Leopard Racing	HONDA	1'57.905 11	1'57.775 13	1'57.194 15	0.618 0.055
11	53 D.ÖNCÜ	TUR	Red Bull KTM Tech3	KTM	1'58.737 17	1'58.108 13	1'57.218 16	0.642 0.024
12	19 S.OGDEN	GBR	VisionTrack Racing Team	HONDA	1'58.901 14	1'58.405 14	1'57.310 12	0.734 0.092
13	82 S.NEPA	ITA	Angeluss MTA Team	KTM	1'58.816 14	1'59.410 14	1'57.435 12	0.859 0.125
14	99 C.TATAY	SPA	CFMOTO Racing PruestelGP	CFMOTO	1'58.445 15	1'58.733 13	1'57.488 12	0.912 0.053
15	23 E.BARTOLINI	ITA	QJMotor Avintia Racing Team	KTM	1'58.440 15	1'59.225 4	1'57.713 13	1.137 0.225
16	20 L.FELLON	FRA	SIC58 Squadra Corse	HONDA	1'59.800 4	1'58.406 13	1'57.726 12	1.150 0.013
17	6 R.YAMANAKA	JPN	MT Helmets - MSI	KTM	1'58.782 13	1'58.840 13	1'57.734 9	1.158 0.008
18	67 A.SURRA	ITA	Rivacold Snipers Team	HONDA	1'58.805 12	1'59.014 10	1'57.856 12	1.280 0.122
19	18 M.BERTELLE	ITA	QJMotor Avintia Racing Team	KTM	1'58.641 17	1'58.004 13	1'58.145 16	1.428 0.148
20	31 A.FERNANDEZ	SPA	Red Bull KTM Tech3	KTM	1'58.857 15	1'58.976 13	1'58.083 14	1.507 0.079
21	64 M.AJI	INA	Honda Team Asia	HONDA	1'58.153 16	1'59.708 2	1'58.924 10	1.577 0.070
22	27 K.TOBA	JPN	CIP Green Power	KTM	1'59.025 11	1'59.293 4	1'58.197 13	1.621 0.044
23	48 I.ORTOLÁ	SPA	Angeluss MTA Team	KTM	2'00.704 17	1'59.523 13	1'58.344 10	1.768 0.147
24	66 J.KELSO	AUS	CIP Green Power	KTM	1'58.631 14	1'58.472 13	1'58.840 12	1.896 0.128
25	44 D.MUÑOZ	SPA	BOE Motorsports	KTM	2'00.444 5	1'59.793 6	1'58.673 10	2.097 0.201
26	72 T.FURUSATO	JPN	Honda Team Asia	HONDA	2'00.230 13	1'59.969 14	1'59.053 8	2.477 0.380
27	43 X.ARTIGAS	SPA	CFMOTO Racing PruestelGP	CFMOTO	2'00.205 16	1'59.092 15	1'59.323 8	2.516 0.039
28	70 J.WHATLEY	GBR	VisionTrack Racing Team	HONDA	2'01.444 13	2'01.797 3	2'00.238 10	3.662 1.146
29	22 A.CARRASCO	SPA	BOE Motorsports	KTM	2'02.606 14	2'02.544 16	2'01.762 9	5.186 1.524

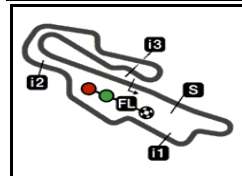
Pole Position Record:	2021	Tatsuki SUZUKI	1'56.001	162.7 Km/h
Best Race Lap:	2018	Fabio DI GIANNANTONIO	1'56.628	161.8 Km/h
All Time Lap Record:	2021	Tatsuki SUZUKI	1'56.001	162.7 Km/h

The results are provisional until the end of the limit for protest and appeals.

Time limit for protest expires 60' after publication of the results - Time:

These data/results cannot be reproduced, stored and/or transmitted in whole or in part by any manner of electronic, mechanical, photocopying, recording, broadcasting or otherwise now known or herein after developed without the previous express consent by the copyright owner, except for reproduction in daily press and regular printed publications on sale to the public within 60 days of the event related to those data/results and always provided that copyright symbol appears together as follows below.

© DORNA, 2022



5245 m.

GRAN PREMIO D'ITALIA OAKLEY

Free Practice Nr. 3

Top Speed & Average

12



Rider	Nation	Motorcycle	Top 5 speeds					Average	Top
7 Dennis FOGGIA	ITA	HONDA	246.5	243.7	241.6	240.0	240.0	241.5	246.5
27 Kaito TOBA	JPN	KTM	246.0	238.9	238.9	237.3	236.3	239.0	246.0
24 Tatsuki SUZUKI	JPN	HONDA	245.4	244.3	243.7	243.7	243.2	243.9	245.4
53 Deniz ÖNCÜ	TUR	KTM	245.4	244.8	243.7	240.5	240.5	243.0	245.4
20 Lorenzo FELLON	FRA	HONDA	244.8	243.7	241.0	240.0	239.4	241.8	244.8
10 Diogo MOREIRA	BRA	KTM	244.3	243.2	242.6	242.1	240.5	242.5	244.3
44 David MUÑOZ	SPA	KTM	244.3	243.7	242.6	241.6	240.5	242.5	244.3
54 Riccardo ROSSI	ITA	HONDA	244.3	243.7	243.7	243.2	243.2	243.6	244.3
11 Sergio GARCIA	SPA	GASGAS	243.7	243.2	242.1	242.1	240.5	242.3	243.7
17 John MCPHEE	GBR	HUSQVARNA	243.7	243.2	242.6	242.6	241.6	242.7	243.7
66 Joel KELSO	AUS	KTM	243.7	242.1	240.5	240.0	239.4	241.1	243.7
23 Elia BARTOLINI	ITA	KTM	243.2	241.0	240.0	238.4	237.8	240.1	243.2
6 Ryusei YAMANAKA	JPN	KTM	242.6	242.1	238.9	236.8	236.3	239.3	242.6
19 Scott OGDEN	GBR	HONDA	242.6	241.6	240.5	240.0	240.0	240.9	242.6
72 Taiyo FURUSATO	JPN	HONDA	242.6	241.0	240.5	237.8	237.3	239.8	242.6
5 Jaume MASIA	SPA	KTM	242.1	242.1	241.6	241.0	241.0	241.6	242.1
28 Izan GUEVARA	SPA	GASGAS	242.1	241.0	241.0	241.0	240.5	241.1	242.1
43 Xavier ARTIGAS	SPA	CFMOTO	242.1	242.1	241.6	238.9	237.3	240.4	242.1
96 Daniel HOLGADO	SPA	KTM	242.1	242.1	242.1	241.0	241.0	241.7	242.1
99 Carlos TATAY	SPA	CFMOTO	241.6	241.6	241.0	238.9	237.3	240.1	241.6
16 Andrea MIGNO	ITA	HONDA	241.0	240.0	235.2	233.7	233.7	236.7	241.0
31 Adrian FERNANDEZ	SPA	KTM	241.0	240.5	240.5	240.0	239.4	240.3	241.0
18 Matteo BERTELLE	ITA	KTM	240.0	239.4	238.9	237.8	237.8	238.8	240.0
67 Alberto SURRA	ITA	HONDA	240.0	238.4	235.8	234.2	233.7	236.0	240.0
82 Stefano NEPA	ITA	KTM	239.4	239.4	238.9	238.9	238.9	239.1	239.4
48 Ivan ORTOLÁ	SPA	KTM	238.4	238.4	238.4	237.8	237.8	238.0	238.4
70 Joshua WHATLEY	GBR	HONDA	238.4	236.8	236.3	236.3	235.8	236.7	238.4
22 Ana CARRASCO	SPA	KTM	237.8	236.8	235.8	234.7	233.7	235.8	237.8
64 Mario AJI	INA	HONDA	236.3	233.7	233.7	232.7	232.7	233.8	236.3

These data/results cannot be reproduced, stored and/or transmitted in whole or in part by any manner of electronic, mechanical, photocopying, recording, broadcasting or otherwise now known or herein after developed without the previous express consent by the copyright owner, except for reproduction in daily press and regular printed publications on sale to the public within 60 days of the event related to those data/results and always provided that copyright symbol appears together as follows below.

© DORNA, 2022

Official MotoGP Timing by TISSOT
www.motogp.com

Mugello, Saturday, May 28, 2022





GRAN PREMIO D'ITALIA OAKLEY

Free Practice Nr. 3

Chronological Analysis of Performances

13

* Lap / Sector time cancelled **T1** Time from finish line to 1st intermediate **T3** Time from 2nd intermed. to 3rd intermed.
P Crossing the finish line in pit lane **T2** Time from 1st intermed. to 2nd intermed. **T4** Time from 3rd intermediate to finish line

Lap	Lap Time	T1	T2	T3	T4	Speed	Lap	Lap Time	T1	T2	T3	T4	Speed	
1st 7 Dennis FOGGIA Leopard Racing ITA							9	59.051 P	28.430				241.0	
Runs=2 Total laps=14 Full laps=8							10	2'22.659	44.650	25.071	42.086	30.852		126.9
1	3'10.546	32.272	25.270	42.335	28.515	166.4	11	1'56.902	28.211	24.093	36.656	27.942	240.0	
2	1'59.468	28.875	24.648	37.699	28.246	239.4	4th 11 Sergio GARCIA Valresa GASGAS Asp SPA							
3	1'58.539	28.510	24.433	37.414	28.182	240.0	Runs=2 Total laps=15 Full laps=9							
4	1'57.969	28.322	24.315	37.228	28.104	240.0	1	2'43.482	38.559	25.810	38.494	28.875	138.8	
5	2'00.817 *	28.276	24.965	38.133	29.443*	241.6	2	2'03.181	29.280	25.013	40.330	28.558	236.8	
6	1'57.908	28.306	24.252	37.096	28.254	239.4	3	1'59.619 *	28.888	24.649*	37.714	28.368	238.9	
7	1'57.699	28.296	24.189	37.063	28.151	239.4	4	1'59.444	28.687	24.683	37.800	28.274	242.1	
8	59.365 P	30.160				240.0	5	1'59.168	28.709	24.710	37.574	28.175	239.4	
9	2'07.643	36.997	25.345	37.285	28.016	163.8	6	1'59.324	28.646	24.580	37.737	28.361	239.4	
10	1'56.733	28.072	24.104	36.756	27.801	240.0	7	58.712 P	28.717				236.8	
11	1'56.752	28.044	23.999	36.763	27.946	243.7	8	2'04.759	34.162	24.767	37.667	28.163	154.2	
12	57.246 P	29.282				240.0	9	1'57.596	28.364	24.278	37.051	27.903	242.1	
13	2'27.982	50.761	25.146	42.775	29.300	108.8	10	1'57.249	28.180	24.269	36.779	28.021	243.2	
14	1'56.576	27.947	24.015	36.725	27.889	246.5	11	1'58.138	28.303	24.334	37.382	28.119	243.7	
2nd 96 Daniel HOLGADO Red Bull KTM Ajo SPA							12	59.971 P	29.761				236.3	
Runs=2 Total laps=16 Full laps=11							13	2'38.149	33.466	25.139	47.721	51.823	136.8	
1	2'59.935	34.037	25.790	38.933	29.004	152.3	14	1'57.533	28.500	24.227	36.853	27.953	237.8	
2	1'59.776	29.009	24.878	37.717	28.172	238.9	15	1'56.966	28.182	24.112	36.768	27.904	240.5	
3	1'58.707	28.535	24.577	37.495	28.100	241.0	5th 10 Diogo MOREIRA MT Helmets - MSI BRA							
4	1'58.494	28.523	24.416	37.453	28.102	242.1	Runs=2 Total laps=17 Full laps=11							
5	1'58.489	28.338	24.420	37.477	28.254	242.1	1	2'49.109	32.837	25.894	38.666	28.785	162.8	
6	1'58.541	28.413	24.424	37.457	28.247	240.5	2	2'00.540	28.973	25.431	37.799	28.337	242.1	
7	1'01.720 P	29.764				238.9	3	1'59.555	28.889	24.770	37.693	28.203	237.3	
8	2'03.644 *	32.516	24.837	37.790*	28.501*	159.5	4	1'58.883	28.636	24.698	37.443	28.106	240.5	
9	2'05.605	28.649	28.031	40.721	28.204	228.8	5	1'58.330	28.506	24.574	37.412	27.838	238.9	
10	1'57.897	28.301	24.315	37.136	28.145	242.1	6	1'58.704	28.408	24.609	37.596	28.091	244.3	
11	2'00.767	28.346	24.616	39.203	28.602	236.8	7	58.002 P	28.47*				242.6	
12	1'00.760 P	28.467				240.5	8	2'06.740	36.076	24.801	37.587	28.276	141.1	
13	2'14.709	34.971	25.880	42.200	31.658	145.9	9	1'57.100	28.254	24.294	36.858	27.694	239.4	
14	2'01.732	28.585	24.220	40.626	28.301	237.3	10	1'58.440	28.169	24.655	37.275	28.341	236.8	
15	1'57.194	28.189	24.157	36.909	27.939	240.0	11	2'01.196	30.106	25.544	37.395	28.151	231.2	
16	1'56.793	28.026	24.010	36.853	27.904	241.0	12	1'00.069 P	29.412				238.4	
3rd 16 Andrea MIGNO Rivacold Snipers Tea ITA							13	2'00.368	30.854	24.361	37.009	28.144	168.2	
Runs=2 Total laps=11 Full laps=6							14	1'57.007	28.175	24.140	36.829	27.863	236.3	
1	2'28.959	32.922	25.863	38.462	29.008	158.3	15	2'00.771 *	28.68*	24.408	39.236	28.441	237.8	
2	2'00.902	29.456	25.055	37.733	28.658	235.2	16	1'57.586	28.415	24.367	37.003	27.801	235.2	
3	1'59.830	28.832	24.771	37.564	28.663	233.7	17	1'57.461	28.135	24.198	37.157	27.971	243.2	
4	1'59.201	28.756	24.492	37.499	28.454	232.7	6th 28 Izan GUEVARA Valresa GASGAS Asp SPA							
5	2'01.019 P	28.773	24.597	40.148	27.501	232.2	Runs=2 Total laps=17 Full laps=12							
6	2'32.814	59.769	24.985	38.312	29.748		1	2'44.629	37.948	25.479	38.649	28.739	142.2	
7	1'58.165	28.485	24.318	36.989	28.373	233.7	2	2'00.036	28.870	24.731	38.071	28.364	241.0	
8	2'13.513	37.021	30.655	37.675	28.162	233.2								

Fastest Lap: Dennis FOGGIA Leopard Racing ITA **1'56.576** 27.947 24.015 36.725 27.889

These data/results cannot be reproduced, stored and/or transmitted in whole or in part by any manner of electronic, mechanical, photocopying, recording, broadcasting or otherwise now known or herein after developed without the previous express consent by the copyright owner, except for reproduction in daily press and regular printed publications on sale to the public within 60 days of the event related to those data/results and always provided that copyright symbol appears together as follows below.
 © DORNA, 2022



Free Practice Nr. 3

Moto3

Lap	Lap Time	T1	T2	T3	T4	Speed	Lap	Lap Time	T1	T2	T3	T4	Speed
3	1'59.936	28.758	24.849	37.924	28.405	240.5	7	1'58.734	28.413	24.617	37.544	28.160	242.6
4	2'02.305	31.434	24.827	37.854	28.190	238.9	8	1'58.702	28.405	24.614	37.482	28.201	241.6
5	1'59.229	28.439	24.797	37.753	28.240	242.1	9	1'02.799 P	30.451				220.4
6	1'58.949	28.620	24.627	37.545	28.157	240.0	10	2'07.668	36.752	25.329	37.540	28.047	164.1
7	1'59.163	28.394	24.681	37.662	28.426	241.0	11	1'57.207	28.100	24.203	37.073	27.831	243.7
8	1'58.927	28.482	24.543	37.549	28.353	237.8	12	2'02.047 P	28.025	24.369	39.323	30.330	243.2
9	1'58.963	28.510	24.597	37.564	28.292	238.4	13	2'23.088	30.805	24.566	39.679	48.038	174.7
10	57.185 P	28.525				238.4	14	1'57.351	28.337	24.279	36.987	27.748	244.3
11	2'02.568	32.065	24.940	37.288	28.275	162.4	15	1'57.194	28.074	24.198	37.104	27.818	243.7
12	1'57.650	28.196	24.153	37.166	28.135	238.4	10th 53 Deniz ÖNCÜ Red Bull KTM Tech3 TUR						
13	1'57.066	28.068	24.117	36.894	27.987	237.8	Runs=2 Total laps=17 Full laps=10						
14	58.300 P	29.760				237.8	1	3'00.561	33.173	25.427	37.973	28.475	157.2
15	2'29.315	31.984	26.561	39.460	51.310	163.1	2	1'58.597	28.719	24.514	37.400	27.964	243.7
16	1'57.764	28.410	24.236	37.094	28.024	237.8	3	1'58.761 *	28.383	24.693	37.369 *	28.316	244.8
17	1'57.243	28.138	24.228	37.146	27.731	241.0	4	1'58.695	28.593	24.479	37.554	28.069	238.4
7th 54 Riccardo ROSSI SIC58 Squadra Corse ITA							5	1'58.408	28.535	24.368	37.334	28.171	240.5
Runs=2 Total laps=14 Full laps=9							6	1'57.845	28.411	24.250	37.169	28.015	238.4
1	2'59.427	37.185	25.571	38.612	28.780	130.5	7	1'57.761	28.231	24.330	37.052	28.148	238.9
2	2'02.199	28.597	24.642	40.713	28.247	242.1	8	56.349 P	28.546				238.4
3	1'58.445	28.392	24.553	37.381	28.119	243.7	9	2'01.811	31.503	25.015	37.276	28.017	167.1
4	1'59.660	28.528	25.057	37.945	28.130	244.3	10	1'58.143	28.250	24.577	37.164	28.152	240.5
5	1'58.217	28.334	24.384	37.178	28.321	243.2	11	1'58.464	28.403	24.440	37.505	28.116	240.0
6	1'58.215	28.382	24.373	37.307	28.153	243.7	12	58.590 P	30.492				240.0
7	1'00.163 P	29.758				238.4	13	2'00.941	31.173	24.399	37.198	28.171	168.7
8	2'03.121	32.883	24.700	37.400	28.138	159.7	14	1'57.578	28.262	24.228	36.990	28.098	235.2
9	1'57.110	28.308	24.186	36.850	27.766	242.6	15	2'01.065 *	28.51 *	24.282	40.106	28.160	234.2
10	1'58.104	28.306	24.381	37.286	28.131	242.1	16	1'57.218	28.118	24.173	37.029	27.898	245.4
11	1'59.145	28.399	24.754	37.847	28.145	242.6	17	1'57.443	28.163	24.185	37.164	27.931	240.0
12	59.059 P	28.378				243.2	11th 19 Scott OGDEN VisionTrack Racing T GBR						
13	2'35.237	51.930	25.659	49.103	28.545		Runs=2 Total laps=12 Full laps=6						
14	1'58.511	28.525	24.382	37.347	28.257	236.3	1	2'49.492	36.420	25.832	38.747	28.539	154.2
8th 17 John MCPHEE Sterilgarda Husqvarna GBR							2	2'01.344	28.873	25.376	38.620	28.475	242.6
Runs=2 Total laps=12 Full laps=7							3	1'59.537	28.763	24.734	37.646	28.394	240.0
1	3'12.776	32.114	25.691	40.185	29.068	168.2	4	1'59.167	28.598	24.651	37.568	28.350	238.9
2	1'59.185	28.778	24.656	37.512	28.239	240.5	5	1'58.909	28.481	24.616	37.602	28.210	239.4
3	1'58.649	28.395	24.475	37.674	28.105	242.6	6	1'59.303 *	28.445	24.538 *	37.801	28.519	240.5
4	1'58.679	28.469	24.560	37.402	28.248	243.2	7	1'59.547	28.721	24.757	37.590	28.479	240.0
5	1'02.283 P	30.950				240.0	8	1'01.976 P	29.982				236.3
6	2'07.339	35.428	25.243	38.144	28.524	133.8	9	2'04.715	31.839	24.876	37.667	30.333	167.4
7	1'58.215	28.623	24.343	37.150	28.099	237.8	10	1'59.780 P	28.994	25.041	37.475	28.270	234.2
8	1'59.249	28.503	24.516	37.703	28.527	241.6	11	2'45.147	54.077	28.162	49.491	33.417	
9	1'58.074	28.486	24.379	37.244	27.965	243.7	12	1'57.310	28.413	24.246	36.707	27.944	241.6
10	1'02.084 P	31.384				242.6	12th 82 Stefano NEPA Angeluss MTA Team ITA						
11	2'24.025	45.404	25.146	42.383	31.092	113.0	Runs=2 Total laps=12 Full laps=6						
12	1'57.139	28.227	24.213	36.723	27.976	240.0	1	3'12.041	32.056	25.359	42.923	28.543	169.8
9th 24 Tatsuki SUZUKI Leopard Racing JPN							2	1'59.490	28.919	24.699	37.623	28.249	239.4
Runs=2 Total laps=15 Full laps=9							3	1'59.027	28.627	24.639	37.549	28.212	239.4
1	2'47.905	34.067	25.738	38.920	28.617	162.8	4	1'58.975	28.642	24.638	37.405	28.290	238.9
2	1'59.633	28.732	24.762	37.862	28.277	241.6	5	1'02.246 P	30.270				238.9
3	1'58.766	28.532	24.574	37.751	27.909	243.2	6	2'06.935	36.132	25.037	37.563	28.203	141.1
4	1'59.383	28.551	24.715	37.791	28.326	245.4	7	1'58.092	28.385	24.397	37.262	28.048	238.4
5	1'59.179	28.641	24.744	37.537	28.257	238.4	8	1'58.350 *	28.387	24.410	37.253	28.300 *	238.4
6	2'02.418 *	31.246	24.978	37.817	28.377 *	223.1	9	1'58.161	28.416	24.393	37.273	28.079	238.9

Fastest Lap: Dennis FOGGIA Leopard Racing ITA 1'56.576 27.947 24.015 36.725 27.889

These data/results cannot be reproduced, stored and/or transmitted in whole or in part by any manner of electronic, mechanical, photocopying, recording, broadcasting or otherwise now known or herein after developed without the previous express consent by the copyright owner, except for reproduction in daily press and regular printed publications on sale to the public within 60 days of the event related to those data/results and always provided that copyright symbol appears together as follows below.
© DORNA, 2022

Free Practice Nr. 3

Moto3

Lap	Lap Time	T1	T2	T3	T4	Speed	Lap	Lap Time	T1	T2	T3	T4	Speed		
10	1'01.993	P	31.166			238.4	4	1'58.457	28.348	24.435	37.410	28.264	244.8		
11	2'24.352		43.931	25.151	42.599	32.671	113.6	5	57.645	P	28.558			243.7	
12	1'57.435	28.379	24.317	36.944	27.795	237.3	6	2'36.253	1'03.306	25.064	38.008	29.875			
13th 99 Carlos TATAY CFMOTO Racing Pru SPA							7	1'58.799	28.498	24.443	37.391	28.467	237.3		
		Runs=2	Total laps=12	Full laps=7	8	2'00.044	28.483	25.467	37.570	28.524	235.8				
1	3'00.643	34.000	25.937	38.286	28.922	158.3	9	2'02.176	*	31.220	24.797	37.611*	28.548	234.7	
2	1'59.139	28.808	24.739	37.580	28.012	241.6	10	59.659	P	29.284			235.8		
3	1'58.290	28.365	24.584	37.299	28.042	238.9	11	2'42.623	52.351	25.927	51.147	33.198			
4	2'03.260	28.927	25.172	40.726	28.435	241.0	12	1'57.726	28.417	24.219	36.912	28.178	241.0		
5	1'58.789	P	28.724	24.560	37.900	27.605	241.6	17th 6 Ryusei YAMANAKA MT Helmets - MSI JPN							
6	2'07.652	34.125	25.606	38.803	29.118	137.7			Runs=3	Total laps=12	Full laps=5				
7	1'58.050	28.333	24.390	36.965	28.362	237.3	1	3'11.210	32.079	25.288	42.708	28.654	167.1		
8	1'57.963	28.522	24.240	36.939	28.262	231.7	2	1'59.417	28.814	24.718	37.484	28.401	235.2		
9	2'01.171	29.581	25.185	37.802	28.603	232.7	3	1'58.227	28.597	24.326	37.176	28.128	236.8		
10	57.196	P	28.549			231.7	4	1'57.852	28.332	24.365	37.106	28.049	238.9		
11	2'31.374	49.380	26.363	43.399	32.232	81.1	5	1'59.491	P	28.304	24.545	37.597	29.045	242.1	
12	1'57.488	28.646	24.246	36.600	27.996	231.2	6	1'17.212	P	46.339					
14th 5 Jaume MASIA Red Bull KTM Ajo SPA							7	2'04.794	32.420	24.571	37.355	30.448	164.8		
		Runs=2	Total laps=13	Full laps=6	8	1'58.272	*	28.537	24.568*	37.183*	27.984	236.3			
1	2'58.817	33.753	25.659	38.792	28.722	157.6	9	1'57.734	28.130	24.334	37.055	28.215	242.6		
2	2'00.028	*	28.831	24.765*	37.974	28.458	238.4	10	57.844	P	28.557			235.8	
3	2'02.023	*	28.594	24.902	39.979	28.548*	238.9	11	2'24.927	*	51.123	25.883	39.120	28.801*	89.1
4	1'58.428	28.552	24.348	37.410	28.118	241.0	12	1'58.469	28.503	24.414	37.295	28.257	230.7		
5	1'58.364	28.244	24.437	37.432	28.251	242.1	18th 67 Alberto SURRA Rivacold Snipers Tea ITA								
6	1'58.627	28.365	24.526	37.691	28.045	241.0			Runs=2	Total laps=12	Full laps=7				
7	59.564	P	28.819			242.1	1	2'29.172	32.819	25.737	38.535	28.935	157.2		
8	2'06.164	34.090	25.261	38.282	28.531	141.1	2	2'00.759	29.019	25.053	38.100	28.587	240.0		
9	1'58.598	28.456	24.361	37.332	28.449	241.6	3	2'00.105	29.107	24.637	37.770	28.591	233.7		
10	1'59.218	28.402	24.516	37.644	28.656	237.3	4	1'59.186	28.798	24.498	37.460	28.430	234.2		
11	57.726	P	28.748			238.4	5	1'59.720	P	28.624	24.480	38.179	28.437	233.7	
12	2'27.348	47.403	25.101	43.022	31.822	95.7	6	2'37.388	1'01.820	28.248	38.138	29.182			
13	1'57.670	28.256	24.180	37.087	28.147	240.5	7	1'59.531	28.906	24.743	37.529	28.353	227.8		
15th 23 Elia BARTOLINI QJMotor Avintia Racin ITA							8	2'01.726	30.201	25.774	37.436	28.315	231.7		
		Runs=2	Total laps=13	Full laps=7	9	1'58.792	28.703	24.369	37.359	28.361	233.2				
1	2'29.015	32.905	25.802	38.527	28.875	160.9	10	59.048	P	29.037			238.4		
2	2'01.127	*	29.594	25.091	37.897*	28.545	234.2	11	2'28.903	48.950	24.792	43.091	32.070	97.4	
3	1'59.852	28.817	24.696	37.872	28.467	240.0	12	1'57.856	28.353	24.142	37.179	28.182	235.8		
4	1'58.973	28.675	24.520	37.528	28.250	237.8	19th 31 Adrian FERNANDEZ Red Bull KTM Tech3 SPA								
5	1'59.329	P	29.094	24.498	38.468	27.269	235.8			Runs=3	Total laps=14	Full laps=8			
6	2'32.106	*	59.522	24.870	38.116*	29.598	1	2'44.705	37.953	25.866	38.764	28.705	158.1		
7	1'58.334	28.633	24.243	37.244	28.214	231.2	2	2'00.175	28.952	24.662	38.082	28.479	240.5		
8	2'02.427	29.811	25.468	39.063	28.085	233.7	3	2'00.061	28.882	24.728	37.805	28.646	240.5		
9	1'58.345	28.521	24.327	37.342	28.155	243.2	4	2'01.609	30.604	24.709	37.785	28.511	240.0		
10	1'00.408	P	29.183			241.0	5	1'59.796	28.684	24.843	37.940	28.329	236.8		
11	2'27.450	31.197	25.618	39.484	51.151	169.5	6	1'59.032	28.722	24.491	37.561	28.258	241.0		
12	1'58.323	28.749	24.274	37.116	28.184	238.4	7	1'01.150	P	28.892			239.4		
13	1'57.713	28.292	24.210	37.082	28.129	237.3	8	2'05.518	*	33.044	25.288	38.393*	28.793	156.9	
16th 20 Lorenzo FELLON SIC58 Squadra Corse FRA							9	2'00.848	29.124	24.873	38.106	28.745	233.2		
		Runs=2	Total laps=12	Full laps=6	10	2'00.427	28.845	24.815	37.921	28.846	232.7				
1	2'58.991	34.729	25.862	39.888	28.745	161.6	11	1'00.757	P	29.283			232.2		
2	2'00.037	28.761	24.751	37.979	28.546	240.0	12	2'04.234	P	31.374	24.716	39.068	29.076	168.4	
3	1'59.481	28.661	24.742	37.787	28.291	239.4	13	2'38.110	54.724	26.407	43.802	33.177			
							14	1'58.083	28.434	24.318	37.233	28.098	238.4		

Fastest Lap: Dennis FOGGIA Leopard Racing ITA 1'56.576 27.947 24.015 36.725 27.889

These data/results cannot be reproduced, stored and/or transmitted in whole or in part by any manner of electronic, mechanical, photocopying, recording, broadcasting or otherwise now known or herein after developed without the previous express consent by the copyright owner, except for reproduction in daily press and regular printed publications on sale to the public within 60 days of the event related to those data/results and always provided that copyright symbol appears together as follows below.
© DORNA, 2022

Free Practice Nr. 3

Moto3

Lap	Lap Time	T1	T2	T3	T4	Speed	Lap	Lap Time	T1	T2	T3	T4	Speed	
20th	18	Matteo BERTELLE QJMOTOR Avintia Racing ITA						2	1'59.608	28.736	24.756	37.754	28.362	242.6
		Runs=2		Total laps=16		Full laps=10	3	1'59.561	28.566	24.820	37.840	28.335	243.7	
1	2'46.502	38.074	26.165	38.597	29.217	147.9	4	1'59.185	28.353	24.682	37.693	28.457	240.5	
2	2'01.589	29.372	25.064	38.529	28.624	232.2	5	2'00.495	P 29.010	24.624	37.922	28.939	241.6	
3	1'59.369	28.662	24.621	37.538	28.548	235.2	6	2'32.428	58.243	26.003	38.797	29.385		
4	1'59.835 *	28.706	24.937*	37.813	28.379	235.8	7	1'59.297	28.733	24.614	37.651	28.299	244.3	
5	1'59.501	28.443	24.577	37.987	28.494	237.8	8	59.611	P 28.601				239.4	
6	1'58.997	28.492	24.707	37.616	28.182	238.9	9	2'31.108	48.369	25.920	47.609	29.210		
7	1'59.078	28.496	24.535	37.540	28.507	240.0	10	1'58.673	28.614	24.403	37.453	28.203	240.0	
8	59.177	P 29.376				239.4								
9	2'04.041	32.511	25.106	37.870	28.554	164.8	24th	66	Joel KELSO CIP Green Power AUS					
10	2'03.980	28.448	27.832	39.287	28.413	234.7			Runs=2		Total laps=12		Full laps=7	
11	1'59.044	28.277	24.468	37.674	28.625	236.3	1	3'01.036	33.718	25.810	38.599	28.816	157.2	
12	1'58.508	28.280	24.408	37.314	28.506	237.8	2	1'59.481	28.818	24.772	37.514	28.377	242.1	
13	1'00.445	P 31.352				231.2	3	1'59.122	28.469	24.583	37.673	28.397	240.5	
14	2'34.459	32.769	25.016	47.180	49.494	160.4	4	1'59.153	28.648	24.591	37.592	28.322	239.4	
15	1'58.901	28.677	24.378	37.327	28.519	230.2	5	58.331	P 28.694				237.3	
16	1'58.145	28.430	24.320	37.200	28.195	232.2	6	2'08.329	35.265	24.924	39.872	28.268	137.5	
							7	1'59.128	28.624	24.762	37.443	28.299	243.7	
21st	27	Kaito TOBA CIP Green Power JPN						8	1'59.445	28.494	24.474	37.903	28.574	240.0
		Runs=2		Total laps=13		Full laps=8	9	1'06.351	P 32.828				236.3	
1	3'02.032	33.474	25.612	38.348	28.782	157.2	10	2'15.634	33.806	24.927	45.506	31.395	143.4	
2	1'59.544	28.808	24.689	37.643	28.404	236.3	11	2'11.052	29.447	26.677	45.841	29.087	232.2	
3	1'58.533	28.569	24.521	37.401	28.042	238.9	12	1'58.840	28.525	24.386	37.442	28.487	233.7	
4	1'58.549	28.415	24.410	37.452	28.272	246.0								
5	1'57.157	P 28.666	24.567	37.604	26.320	237.3	25th	64	Mario AJI Honda Team Asia INA					
6	2'06.984	34.095	25.194	38.765	28.930	139.3			Runs=2		Total laps=14		Full laps=8	
7	1'59.663	28.931	24.514	37.468	28.750	233.7	1	3'11.806	34.707	26.475	42.883	28.806	140.4	
8	1'59.866	28.479	24.395	38.313	28.679	238.9	2	1'59.423	28.795	24.716	37.472	28.440	233.7	
9	1'59.164	28.572	24.531	37.514	28.547	236.3	3	1'59.010 *	28.616	24.540	37.318*	28.536	232.7	
10	1'00.526	P 28.869				233.2	4	1'59.947	29.154	24.902	37.343	28.548	230.2	
11	2'26.114 *	33.715	26.193	40.198*	46.008*	153.8	5	1'59.932	28.837	24.802	37.568	28.725	232.7	
12	2'06.352	28.822	24.458	44.624	28.448	230.2	6	2'00.497	29.070	24.871	37.616	28.940	226.4	
13	1'58.197	28.461	24.421	37.011	28.304	234.2	7	1'04.643	P 31.130				220.8	
							8	2'05.662	34.029	25.357	37.770	28.506	159.5	
22nd	48	Ivan ORTOLÁ Angeluss MTA Team SPA						9	2'03.321	30.916	25.208	38.531	28.666	231.2
		Runs=2		Total laps=15		Full laps=10	10	1'58.924	28.662	24.708	37.250	28.304	233.7	
1	2'43.836	42.023	25.754	38.471	28.784	107.6	11	58.764	P 28.553				236.3	
2	2'00.933	29.103	24.996	38.212	28.622	237.8	12	2'19.002	36.774	26.561	39.513	36.154	128.7	
3	2'00.147	29.040	24.752	37.852	28.503	237.8	13	2'07.397	29.425	25.047	43.699	29.226	225.4	
4	2'01.846	30.678	24.793	37.831	28.544	237.8	14	2'00.869	29.194	24.997	37.781	28.897	226.4	
5	1'59.608	28.669	24.792	37.908	28.239	238.4								
6	1'59.071	28.741	24.524	37.753	28.053	237.8	26th	72	Taiyo FURUSATO Honda Team Asia JPN					
7	1'59.298	28.464	24.685	37.781	28.368	237.8			Runs=2		Total laps=12		Full laps=6	
8	58.233	P 28.787				237.3	1	2'48.686	33.964	25.832	38.978	29.094	163.8	
9	2'03.818	33.168	24.684	37.476	28.490	150.2	2	2'02.201	29.254	25.679	38.483	28.785	240.5	
10	1'58.344	28.501	24.500	37.130	28.213	238.4	3	2'01.013	29.211	25.034	38.178	28.590	241.0	
11	2'00.669	28.524	24.623	38.688	28.834	237.3	4	2'00.776	28.955	25.070	38.203	28.548	234.7	
12	2'01.605	28.663	24.721	39.608	28.613	238.4	5	1'00.628	P 29.080				237.8	
13	57.585	P 28.516				237.8	6	2'04.642	33.261	24.959	37.958	28.464	161.4	
14	2'48.085 *	57.959	25.739	52.098	32.289*		7	1'59.225	28.679	24.687	37.596	28.263	235.8	
15	2'01.885	28.555	24.231	36.764	32.335	232.7	8	1'59.053	28.413	24.613	37.568	28.459	242.6	
							9	1'00.229	P 28.866				233.2	
23rd	44	David MUÑOZ BOE Motorsports SPA						10	2'04.501 *	31.864	24.759*	38.581	29.297	166.4
		Runs=2		Total laps=10		Full laps=5	11	1'59.476	28.680	24.654	37.654	28.488	231.7	
1	3'02.776	32.850	25.852	38.424	28.551	166.4	12	1'59.565 *	28.73*	24.620	37.633	28.578	237.3	

Fastest Lap: Dennis FOGGIA Leopard Racing ITA **1'56.576** 27.947 24.015 36.725 27.889

These data/results cannot be reproduced, stored and/or transmitted in whole or in part by any manner of electronic, mechanical, photocopying, recording, broadcasting or otherwise now known or herein after developed without the previous express consent by the copyright owner, except for reproduction in daily press and regular printed publications on sale to the public within 60 days of the event related to those data/results and always provided that copyright symbol appears together as follows below.
© DORNA, 2022

Official MotoGP Timing by TISSOT
www.motogp.com

Mugello, Saturday, May 28, 2022

Page 4 of 5



Free Practice Nr. 3

Moto3

Lap	Lap Time	T1	T2	T3	T4	Speed	Lap	Lap Time	T1	T2	T3	T4	Speed
-----	----------	----	----	----	----	-------	-----	----------	----	----	----	----	-------

27th		43	Xavier ARTIGAS		CFMOTO Racing Pru SPA		Runs=3		Total laps=14		Full laps=7		
1	2'48.827		33.316	25.861	38.608	28.686	159.2						
2	2'00.916		29.209	25.444	37.998	28.265	242.1						
3	1'59.675		28.991	24.828	37.605	28.251	241.6						
4	1'59.403		28.597	24.955	37.557	28.294	242.1						
5	1'59.500		28.689	24.832	37.612	28.367	238.9						
6	59.820	P	28.898				237.3						
7	2'08.060		34.273	25.941	38.973	28.873	143.8						
8	1'59.323		28.647	24.726	37.450	28.500	232.7						
9	1'58.882	P	28.710	24.797	37.868	27.507	235.2						
10	2'05.565		33.174	25.203	38.309	28.879	151.4						
11	1'59.485	P	28.801	24.865	37.749	28.070	234.2						
12	2'12.121		37.182	25.570	38.603	30.766	121.3						
13	2'00.148		28.840	24.991	37.744	28.573	233.7						
14	1'59.609		28.631	24.661	37.605	28.712	234.2						

28th		70	Joshua WHATLEY		VisionTrack Racing T GBR		Runs=2		Total laps=14		Full laps=9		
1	2'48.477		35.932	25.968	41.782	30.226	141.5						
2	2'02.994		30.368	25.217	38.470	28.939	233.2						
3	2'00.720		28.944	24.834	38.150	28.792	236.3						
4	2'00.563		28.932	24.870	38.225	28.536	236.3						
5	2'03.188		29.227	26.542	38.772	28.647	238.4						
6	2'00.419		28.771	24.798	37.887	28.963	234.2						
7	1'00.672	P	28.847				236.8						
8	2'05.375		33.475	25.445	37.829	28.626	155.8						
9	2'02.974		29.489	25.172	38.846	29.467	235.8						
10	2'00.238		28.927	24.745	37.633	28.933	231.2						
11	58.039	P	29.001				231.7						
12	2'04.830		32.023	25.222	38.396	29.189	161.1						
13	2'00.302		28.924	24.822	37.622	28.934	228.8						
14	2'00.258		28.811	24.696	37.728	29.023	229.2						

29th		22	Ana CARRASCO		BOE Motorsports SPA		Runs=2		Total laps=14		Full laps=9		
1	2'38.898		34.650	27.116	40.962	30.492	160.4						
2	2'05.227		29.880	25.975	39.508	29.864	230.7						
3	2'04.453		29.694	25.830	39.529	29.400	231.7						
4	2'03.357		29.285	25.597	39.092	29.383	236.8						
5	59.460	P	29.499				233.7						
6	2'09.380		34.864	25.913	39.228	29.375	151.6						
7	2'02.103		29.113	25.204	38.618	29.168	235.8						
8	2'01.972		29.134	25.204	38.576	29.058	233.2						
9	2'01.762		29.010	25.026	38.635	29.091	234.7						
10	59.186	P	29.144				237.8						
11	2'08.066	*	33.730	25.532	38.986	29.818*	157.2						
12	2'02.017		29.056	25.073	38.496	29.392	229.7						
13	2'02.964		29.136	25.235	39.077	29.516	228.8						
14	2'02.033		29.002	25.066	38.588	29.377	230.7						

Fastest Lap:	Dennis FOGGIA	Leopard Racing	ITA	1'56.576	27.947	24.015	36.725	27.889
---------------------	---------------	----------------	-----	-----------------	--------	--------	--------	--------

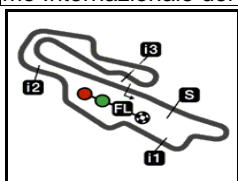
These data/results cannot be reproduced, stored and/or transmitted in whole or in part by any manner of electronic, mechanical, photocopying, recording, broadcasting or otherwise now known or herein after developed without the previous express consent by the copyright owner, except for reproduction in daily press and regular printed publications on sale to the public within 60 days of the event related to those data/results and always provided that copyright symbol appears together as follows below.
© DORNA, 2022

Official MotoGP Timing by TISSOT
www.motogp.com

Mugello, Saturday, May 28, 2022

Page 5 of 5





5245 m.

GRAN PREMIO D'ITALIA OAKLEY

Free Practice Nr. 3

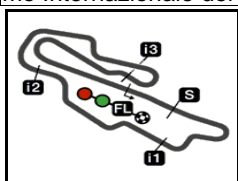
Best Partial Times

Moto3™

IT Ideal Lap Time, sum of the best partial times*BT* Best Lap Time

<i>T1</i>		<i>T2</i>		<i>T3</i>		<i>T4</i>				<i>IT</i>	<i>BT</i>	
Pos	Rider	Time	Rider	Time	Rider	Time	Rider	Time	Pos	Rider		
1	D.FOGGIA	27.947	D.FOGGIA	23.999	C.TATAY	36.600	D.MOREIRA	27.694	1	D.FOGGIA	1'56.472	1'56.576 (1)
2	T.SUZUKI	28.025	D.HOLGADO	24.010	A.MIGNO	36.656	I.GUEVARA	27.731	2	D.HOLGADO	1'56.793	1'56.793 (2)
3	D.HOLGADO	28.026	A.MIGNO	24.093	S.OGDEN	36.707	T.SUZUKI	27.748	3	D.MOREIRA	1'56.798	1'57.007 (5)
4	I.GUEVARA	28.068	S.GARCIA	24.112	J.MCPHEE	36.723	R.ROSSI	27.766	4	I.GUEVARA	1'56.810	1'57.066 (6)
5	D.ÖNCÜ	28.118	I.GUEVARA	24.117	D.FOGGIA	36.725	S.NEPA	27.795	5	A.MIGNO	1'56.902	1'56.902 (3)
6	R.YAMANAKA	28.130	D.MOREIRA	24.140	I.ORTOLÁ	36.764	D.FOGGIA	27.801	6	T.SUZUKI	1'56.958	1'57.194 (9)
7	D.MOREIRA	28.135	A.SURRA	24.142	S.GARCIA	36.768	D.ÖNCÜ	27.898	7	S.GARCIA	1'56.963	1'56.966 (4)
8	S.GARCIA	28.180	D.ÖNCÜ	24.173	D.MOREIRA	36.829	S.GARCIA	27.903	8	R.ROSSI	1'57.108	1'57.110 (7)
9	A.MIGNO	28.211	J.MASIA	24.180	R.ROSSI	36.850	D.HOLGADO	27.904	9	J.MCPHEE	1'57.128	1'57.139 (8)
10	J.MCPHEE	28.227	R.ROSSI	24.186	D.HOLGADO	36.853	A.MIGNO	27.942	10	C.TATAY	1'57.169	1'57.488 (13)
11	J.MASIA	28.244	T.SUZUKI	24.198	I.GUEVARA	36.894	S.OGDEN	27.944	11	D.ÖNCÜ	1'57.179	1'57.218 (10)
12	M.BERTELLE	28.277	E.BARTOLINI	24.210	L.FELLON	36.912	J.MCPHEE	27.965	12	S.OGDEN	1'57.310	1'57.310 (11)
13	E.BARTOLINI	28.292	J.MCPHEE	24.213	S.NEPA	36.944	R.YAMANAKA	27.984	13	S.NEPA	1'57.435	1'57.435 (12)
14	R.ROSSI	28.306	L.FELLON	24.219	T.SUZUKI	36.987	C.TATAY	27.996	14	R.YAMANAKA	1'57.495	1'57.734 (17)
15	C.TATAY	28.333	I.ORTOLÁ	24.231	D.ÖNCÜ	36.990	K.TOBA	28.042	15	I.ORTOLÁ	1'57.512	1'58.344 (22)
16	L.FELLON	28.348	C.TATAY	24.240	K.TOBA	37.011	J.MASIA	28.045	16	J.MASIA	1'57.556	1'57.670 (14)
17	D.MUÑOZ	28.353	S.OGDEN	24.246	R.YAMANAKA	37.055	I.ORTOLÁ	28.053	17	L.FELLON	1'57.657	1'57.726 (16)
18	A.SURRA	28.353	S.NEPA	24.317	E.BARTOLINI	37.082	E.BARTOLINI	28.085	18	E.BARTOLINI	1'57.669	1'57.713 (15)
19	S.NEPA	28.379	A.FERNANDEZ	24.318	J.MASIA	37.087	A.FERNANDEZ	28.098	19	A.SURRA	1'57.856	1'57.856 (18)
20	S.OGDEN	28.413	M.BERTELLE	24.320	A.SURRA	37.179	L.FELLON	28.178	20	K.TOBA	1'57.863	1'58.197 (21)
21	T.FURUSATO	28.413	R.YAMANAKA	24.326	M.BERTELLE	37.200	M.BERTELLE	28.182	21	M.BERTELLE	1'57.979	1'58.145 (20)
22	K.TOBA	28.415	J.KELSO	24.386	A.FERNANDEZ	37.233	A.SURRA	28.182	22	A.FERNANDEZ	1'58.083	1'58.083 (19)
23	A.FERNANDEZ	28.434	K.TOBA	24.395	M.AJI	37.250	D.MUÑOZ	28.203	23	D.MUÑOZ	1'58.412	1'58.673 (23)
24	I.ORTOLÁ	28.464	D.MUÑOZ	24.403	J.KELSO	37.442	X.ARTIGAS	28.251	24	J.KELSO	1'58.565	1'58.840 (24)

These data/results cannot be reproduced, stored and/or transmitted in whole or in part by any manner of electronic, mechanical, photocopying, recording, broadcasting or otherwise now known or herein after developed without the previous express consent by the copyright owner, except for reproduction in daily press and regular printed publications on sale to the public within 60 days of the event related to those data/results and always provided that copyright symbol appears together as follows below.
© DORNA, 2022



5245 m.

GRAN PREMIO D'ITALIA OAKLEY
Free Practice Nr. 3
Best Partial Times

IT Ideal Lap Time, sum of the best partial times

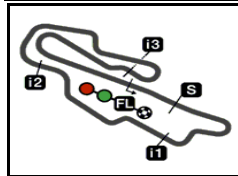
BT Best Lap Time

T1			T2			T3			T4				
<i>Pos</i>	<i>Rider</i>	<i>Time</i>	<i>Rider</i>	<i>Time</i>	<i>Rider</i>	<i>Time</i>	<i>Rider</i>	<i>Time</i>	<i>Pos</i>	<i>Rider</i>	<i>IT</i>	<i>BT</i>	
25	J.KELSO	28.469	M.AJI	24.540	X.ARTIGAS	37.450	T.FURUSATO	28.263	25	M.AJI	1'58.647	1'58.924 (25)	
26	M.AJI	28.553	T.FURUSATO	24.613	D.MUÑOZ	37.453	J.KELSO	28.268	26	T.FURUSATO	1'58.857	1'59.053 (26)	
27	X.ARTIGAS	28.597	X.ARTIGAS	24.661	T.FURUSATO	37.568	M.AJI	28.304	27	X.ARTIGAS	1'58.959	1'59.323 (27)	
28	J.WHATLEY	28.771	J.WHATLEY	24.696	J.WHATLEY	37.622	J.WHATLEY	28.536	28	J.WHATLEY	1'59.625	2'00.238 (28)	
29	A.CARRASCO	29.002	A.CARRASCO	25.026	A.CARRASCO	38.496	A.CARRASCO	29.058	29	A.CARRASCO	2'01.582	2'01.762 (29)	

These data/results cannot be reproduced, stored and/or transmitted in whole or in part by any manner of electronic, mechanical, photocopying, recording, broadcasting or otherwise now known or herein after developed without the previous express consent by the copyright owner, except for reproduction in daily press and regular printed publications on sale to the public within 60 days of the event related to those data/results and always provided that copyright symbol appears together as follows below.
 © DORNA, 2022

Official MotoGP Timing by **TISSOT**
www.motogp.com






5245 m.

GRAN PREMIO D'ITALIA OAKLEY

Free Practice Nr. 3

Fastest Laps Sequence

<i>Practice Time</i>	 <i>Rider</i>	<i>Nation</i>	<i>Motorcycle</i>	<i>Time</i>	<i>Km/h</i>	<i>Rider's Lap</i>
4'29.861	16 Andrea MIGNO	ITA	HONDA	2'00.902	156.1	2
4'29.931	67 Alberto SURRA	ITA	HONDA	2'00.759	156.3	2
4'44.665	28 Izan GUEVARA	SPA	GASGAS	2'00.036	157.3	2
4'47.538	24 Tatsuki SUZUKI	JPN	HONDA	1'59.633	157.8	2
4'59.158	53 Deniz ÖNCÜ	TUR	KTM	1'58.597	159.2	2
6'58.072	99 Carlos TATAY	SPA	CFMOTO	1'58.290	159.6	3
7'08.854	6 Ryusei YAMANAKA	JPN	KTM	1'58.227	159.7	3
9'06.522	7 Dennis FOGGIA	ITA	HONDA	1'57.969	160.0	4
9'06.706	6 Ryusei YAMANAKA	JPN	KTM	1'57.852	160.2	4
12'52.867	53 Deniz ÖNCÜ	TUR	KTM	1'57.845	160.2	6
14'50.628	53 Deniz ÖNCÜ	TUR	KTM	1'57.761	160.3	7
15'02.946	7 Dennis FOGGIA	ITA	HONDA	1'57.699	160.4	7
22'39.104	10 Diogo MOREIRA	BRA	KTM	1'57.100	161.2	9
26'45.561	7 Dennis FOGGIA	ITA	HONDA	1'56.733	161.7	10
40'15.119	7 Dennis FOGGIA	ITA	HONDA	1'56.576	161.9	14

These data/results cannot be reproduced, stored and/or transmitted in whole or in part by any manner of electronic, mechanical, photocopying, recording, broadcasting or otherwise now known or herein after developed without the previous express consent by the copyright owner, except for reproduction in daily press and regular printed publications on sale to the public within 60 days of the event related to those data/results and always provided that copyright symbol appears together as follows below.

© DORNA, 2022

Official MotoGP Timing by TISSOT
www.motogp.com

Mugello, Saturday, May 28, 2022

