


5245 m.

**GRAN PREMIO D'ITALIA OAKLEY**  
**Free Practice Nr. 3**  
**Classification**

**10**

	Rider	Nation	Team	Motorcycle	Time	Lap	Total	Gap	Top Speed
1	63 Francesco BAGNAIA	ITA	Ducati Lenovo Team	DUCATI	<b>1'45.393</b>	10	16		<b>354.0</b>
2	41 Aleix ESPARGARO	SPA	Aprilia Racing	APRILIA	<b>1'45.669</b>	16	17	0.276 0.276	<b>349.5</b>
3	10 Luca MARINI	ITA	Mooney VR46 Racing Team	DUCATI	<b>1'45.762</b>	17	20	0.369 0.093	<b>349.5</b>
4	5 Johann ZARCO	FRA	Prima Pramac Racing	DUCATI	<b>1'45.767</b>	17	18	0.374 0.005	<b>357.6</b>
5	72 Marco BEZZECCHI	ITA	Mooney VR46 Racing Team	DUCATI	<b>1'45.853</b>	15	17	0.460 0.086	<b>352.9</b>
6	23 Enea BASTIANINI	ITA	Gresini Racing MotoGP	DUCATI	<b>1'45.860</b>	15	15	0.467 0.007	<b>355.2</b>
7	89 Jorge MARTIN	SPA	Prima Pramac Racing	DUCATI	<b>1'45.879</b>	14	15	0.486 0.019	<b>354.0</b>
8	44 Pol ESPARGARO	SPA	Repsol Honda Team	HONDA	<b>1'45.880</b>	15	17	0.487 0.001	<b>356.4</b>
9	30 Takaaki NAKAGAMI	JPN	LCR Honda IDEMITSU	HONDA	<b>1'45.999</b>	14	18	0.606 0.119	<b>352.9</b>
10	20 Fabio QUARTARARO	FRA	Monster Energy Yamaha MotoGP	YAMAHA	<b>1'46.032</b>	18	20	0.639 0.033	<b>349.5</b>
11	12 Maverick VIÑALES	SPA	Aprilia Racing	APRILIA	<b>1'46.060</b>	14	17	0.667 0.028	<b>354.0</b>
12	42 Alex RINS	SPA	Team SUZUKI ECSTAR	SUZUKI	<b>1'46.064</b>	18	20	0.671 0.004	<b>357.6</b>
13	49 Fabio DI GIANNANTONIO	ITA	Gresini Racing MotoGP	DUCATI	<b>1'46.116</b>	18	19	0.723 0.052	<b>352.9</b>
14	88 Miguel OLIVEIRA	POR	Red Bull KTM Factory Racing	KTM	<b>1'46.154</b>	18	20	0.761 0.038	<b>356.4</b>
15	43 Jack MILLER	AUS	Ducati Lenovo Team	DUCATI	<b>1'46.169</b>	10	11	0.776 0.015	<b>350.6</b>
16	36 Joan MIR	SPA	Team SUZUKI ECSTAR	SUZUKI	<b>1'46.337</b>	14	20	0.944 0.168	<b>351.7</b>
17	73 Alex MARQUEZ	SPA	LCR Honda CASTROL	HONDA	<b>1'46.363</b>	18	19	0.970 0.026	<b>354.0</b>
18	21 Franco MORBIDELLI	ITA	Monster Energy Yamaha MotoGP	YAMAHA	<b>1'46.483</b>	20	21	1.090 0.120	<b>349.5</b>
19	33 Brad BINDER	RSA	Red Bull KTM Factory Racing	KTM	<b>1'46.500</b>	17	18	1.107 0.017	<b>352.9</b>
20	51 Michele PIRRO	ITA	Aruba.it Racing	DUCATI	<b>1'46.557</b>	14	16	1.164 0.057	<b>352.9</b>
21	93 Marc MARQUEZ	SPA	Repsol Honda Team	HONDA	<b>1'46.577</b>	13	15	1.184 0.020	<b>352.9</b>
22	25 Raul FERNANDEZ	SPA	Tech3 KTM Factory Racing	KTM	<b>1'46.739</b>	15	16	1.346 0.162	<b>347.2</b>
23	87 Remy GARDNER	AUS	Tech3 KTM Factory Racing	KTM	<b>1'46.939</b>	16	17	1.546 0.200	<b>348.3</b>
24	40 Darryn BINDER	RSA	WithU Yamaha RNF MotoGP Tea	YAMAHA	<b>1'46.963</b>	16	18	1.570 0.024	<b>354.0</b>
25	4 Andrea DOVIZIOSO	ITA	WithU Yamaha RNF MotoGP Tea	YAMAHA	<b>1'47.023</b>	13	19	1.630 0.060	<b>348.3</b>
26	32 Lorenzo SAVADORI	ITA	Aprilia Racing	APRILIA	<b>1'47.046</b>	13	14	1.653 0.023	<b>351.7</b>

Practice condition: **Dry**  
 Air: **26°**  
 Humidity: **57%**  
 Ground: **35°**

<b>Fastest Lap:</b>	Lap: 10	<b>Francesco BAGNAIA</b>	<b>1'45.393</b>	179.1 Km/h
<b>Best Race Lap:</b>	2021	<b>Johann ZARCO</b>	<b>1'46.810</b>	176.7 Km/h
<b>All Time Lap Record:</b>	2021	<b>Fabio QUARTARARO</b>	<b>1'45.187</b>	179.5 Km/h

The results are provisional until the end of the limit for protest and appeals.

Time limit for protest expires 30' after publication of the results - ..... Time: .....

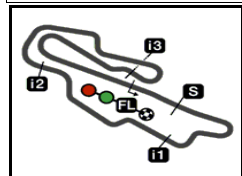
These data/results cannot be reproduced, stored and/or transmitted in whole or in part by any manner of electronic, mechanical, photocopying, recording, broadcasting or otherwise now known or herein after developed without the previous express consent by the copyright owner, except for reproduction in daily press and regular printed publications on sale to the public within 60 days of the event related to those data/results and always provided that copyright symbol appears together as follows below.

© DORNA, 2022

Official MotoGP Timing by **TISSOT**  
 www.motogp.com

**Mugello, Saturday, May 28, 2022**






5245 m.

# GRAN PREMIO D'ITALIA OAKLEY

## Free Practice Nr. 3

### Combined Free Practice Times

11

	Rider	Nation	Team	MOTORCYCLE	FP1	FP2	FP3	Gap
1	63 <b>F.BAGNAIA</b>	ITA	Ducati Lenovo Team	DUCATI	1'47.070 8	1'45.940 17	<b>1'45.393</b> 10	
2	41 <b>A.ESPARGARO</b>	SPA	Aprilia Racing	APRILIA	1'47.070 12	1'45.891 17	<b>1'45.669</b> 16	0.276 0.276
3	10 <b>L.MARINI</b>	ITA	Mooney VR46 Racing Team	DUCATI	1'47.383 16	1'46.362 15	<b>1'45.762</b> 17	0.369 0.093
4	5 <b>J.ZARCO</b>	FRA	Prima Pramac Racing	DUCATI	1'47.367 15	1'46.349 16	<b>1'45.767</b> 17	0.374 0.005
5	72 <b>M.BEZZECCHI</b>	ITA	Mooney VR46 Racing Team	DUCATI	1'47.584 9	1'46.473 17	<b>1'45.853</b> 15	0.460 0.086
6	23 <b>E.BASTIANINI</b>	ITA	Gresini Racing MotoGP	DUCATI	1'47.186 13	1'46.395 16	<b>1'45.860</b> 15	0.467 0.007
7	89 <b>J.MARTIN</b>	SPA	Prima Pramac Racing	DUCATI	1'47.903 16	1'46.629 15	<b>1'45.879</b> 14	0.486 0.019
8	44 <b>P.ESPARGARO</b>	SPA	Repsol Honda Team	HONDA	1'47.367 17	1'46.618 15	<b>1'45.880</b> 15	0.487 0.001
9	30 <b>T.NAKAGAMI</b>	JPN	LCR Honda IDEMITSU	HONDA	1'46.662 18	1'46.852 16	<b>1'45.999</b> 14	0.606 0.119
10	20 <b>F.QUARTARARO</b>	FRA	Monster Energy Yamaha MotoGP	YAMAHA	1'47.393 9	1'46.519 18	<b>1'46.032</b> 18	0.639 0.033
11	12 <b>M.VIÑALES</b>	SPA	Aprilia Racing	APRILIA	1'47.191 15	1'47.053 15	<b>1'46.060</b> 14	0.667 0.028
12	42 <b>A.RINS</b>	SPA	Team SUZUKI ECSTAR	SUZUKI	1'47.071 10	1'46.663 17	<b>1'46.064</b> 18	0.671 0.004
13	49 <b>F.DI GIANNANTO</b>	ITA	Gresini Racing MotoGP	DUCATI	1'48.335 7	1'46.915 18	<b>1'46.116</b> 18	0.723 0.052
14	88 <b>M.OLIVEIRA</b>	POR	Red Bull KTM Factory Racing	KTM	1'47.820 6	1'46.818 18	<b>1'46.154</b> 18	0.761 0.038
15	43 <b>J.MILLER</b>	AUS	Ducati Lenovo Team	DUCATI	1'47.315 18	1'46.313 16	<b>1'46.169</b> 10	0.776 0.015
16	36 <b>J.MIR</b>	SPA	Team SUZUKI ECSTAR	SUZUKI	1'47.658 10	1'47.269 8	<b>1'46.337</b> 14	0.944 0.168
17	73 <b>A.MARQUEZ</b>	SPA	LCR Honda CASTROL	HONDA	1'47.562 17	1'47.151 17	<b>1'46.363</b> 18	0.970 0.026
18	33 <b>B.BINDER</b>	RSA	Red Bull KTM Factory Racing	KTM	1'47.746 20	<b>1'46.439</b> 18	1'46.500 17	1.046 0.076
19	21 <b>F.MORBIDELLI</b>	ITA	Monster Energy Yamaha MotoGP	YAMAHA	1'47.727 5	1'47.468 19	<b>1'46.483</b> 20	1.090 0.044
20	51 <b>M.PIRRO</b>	ITA	Aruba.it Racing	DUCATI	1'47.432 4	1'47.726 12	<b>1'46.557</b> 14	1.164 0.074
21	93 <b>M.MARQUEZ</b>	SPA	Repsol Honda Team	HONDA	1'47.875 5	1'46.658 17	<b>1'46.577</b> 13	1.184 0.020
22	25 <b>R.FERNANDEZ</b>	SPA	Tech3 KTM Factory Racing	KTM	1'48.911 12	1'47.998 18	<b>1'46.739</b> 15	1.346 0.162
23	87 <b>R.GARDNER</b>	AUS	Tech3 KTM Factory Racing	KTM	1'48.960 7	1'47.684 18	<b>1'46.939</b> 16	1.546 0.200
24	40 <b>D.BINDER</b>	RSA	WithU Yamaha RNF MotoGP Team	YAMAHA	1'48.910 18	1'47.687 14	<b>1'46.963</b> 16	1.570 0.024
25	4 <b>A.DOVIZIOSO</b>	ITA	WithU Yamaha RNF MotoGP Team	YAMAHA	1'48.078 10	1'47.583 19	<b>1'47.023</b> 13	1.630 0.060
26	32 <b>L.SAVADORI</b>	ITA	Aprilia Racing	APRILIA	1'48.253 5	1'48.088 3	<b>1'47.046</b> 13	1.653 0.023

<b>Pole Position Record:</b>	2021	<b>Fabio QUARTARARO</b>	<b>1'45.187</b>	179.5 Km/h
<b>Best Race Lap:</b>	2021	<b>Johann ZARCO</b>	<b>1'46.810</b>	176.7 Km/h
<b>All Time Lap Record:</b>	2021	<b>Fabio QUARTARARO</b>	<b>1'45.187</b>	179.5 Km/h

The results are provisional until the end of the limit for protest and appeals.

Time limit for protest expires 60' after publication of the results - ..... Time: .....

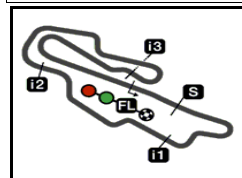
These data/results cannot be reproduced, stored and/or transmitted in whole or in part by any manner of electronic, mechanical, photocopying, recording, broadcasting or otherwise now known or herein after developed without the previous express consent by the copyright owner, except for reproduction in daily press and regular printed publications on sale to the public within 60 days of the event related to those data/results and always provided that copyright symbol appears together as follows below.

© DORNA, 2022

Official MotoGP Timing by **TISSOT**  
www.motogp.com

**Mugello, Saturday, May 28, 2022**





5245 m.

## GRAN PREMIO D'ITALIA OAKLEY

## Free Practice Nr. 3

## Top Speed &amp; Average

12



Rider	Nation	Motorcycle	Top 5 speeds					Average	Top
5 Johann ZARCO	FRA	DUCATI	357.6	356.4	355.2	355.2	355.2	355.9	357.6
42 Alex RINS	SPA	SUZUKI	357.6	356.4	354.0	354.0	352.9	355.0	357.6
44 Pol ESPARGARO	SPA	HONDA	356.4	351.7	351.7	350.6	350.6	352.2	356.4
88 Miguel OLIVEIRA	POR	KTM	356.4	355.2	354.0	350.6	350.6	352.9	356.4
23 Enea BASTIANINI	ITA	DUCATI	355.2	354.0	352.9	352.9	352.9	353.5	355.2
12 Maverick VIÑALES	SPA	APRILIA	354.0	352.9	352.9	352.9	352.9	353.1	354.0
40 Darryn BINDER	RSA	YAMAHA	354.0	352.9	351.7	350.6	350.6	352.0	354.0
63 Francesco BAGNAIA	ITA	DUCATI	354.0	351.7	351.7	350.6	350.6	351.3	354.0
73 Alex MARQUEZ	SPA	HONDA	354.0	352.9	352.9	352.9	350.6	352.3	354.0
89 Jorge MARTIN	SPA	DUCATI	354.0	352.9	349.5	348.3	348.3	350.6	354.0
30 Takaaki NAKAGAMI	JPN	HONDA	352.9	350.6	349.5	347.2	347.2	349.1	352.9
33 Brad BINDER	RSA	KTM	352.9	348.3	348.3	347.2	347.2	348.8	352.9
49 Fabio DI GIANNANTONIO	ITA	DUCATI	352.9	351.7	349.5	349.5	349.5	350.4	352.9
51 Michele PIRRO	ITA	DUCATI	352.9	352.9	351.7	351.7	350.6	351.4	352.9
72 Marco BEZZECCHI	ITA	DUCATI	352.9	351.7	350.6	350.6	348.3	349.9	352.9
93 Marc MARQUEZ	SPA	HONDA	352.9	351.7	350.6	349.5	349.5	350.8	352.9
32 Lorenzo SAVADORI	ITA	APRILIA	351.7	349.5	346.1	346.1	345.0	346.9	351.7
36 Joan MIR	SPA	SUZUKI	351.7	351.7	350.6	350.6	350.6	350.9	351.7
43 Jack MILLER	AUS	DUCATI	350.6	349.5	349.5	349.5	349.5	349.6	350.6
10 Luca MARINI	ITA	DUCATI	349.5	348.3	347.2	347.2	347.2	347.9	349.5
20 Fabio QUARTARARO	FRA	YAMAHA	349.5	349.5	348.3	348.3	348.3	348.8	349.5
21 Franco MORBIDELLI	ITA	YAMAHA	349.5	348.3	348.3	347.2	347.2	348.1	349.5
41 Aleix ESPARGARO	SPA	APRILIA	349.5	349.5	349.5	348.3	348.3	348.7	349.5
4 Andrea DOVIZIOSO	ITA	YAMAHA	348.3	348.3	347.2	347.2	346.1	347.4	348.3
87 Remy GARDNER	AUS	KTM	348.3	347.2	346.1	346.1	345.0	345.9	348.3
25 Raul FERNANDEZ	SPA	KTM	347.2	346.1	346.1	346.1	345.0	345.9	347.2

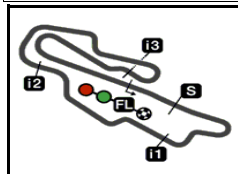
These data/results cannot be reproduced, stored and/or transmitted in whole or in part by any manner of electronic, mechanical, photocopying, recording, broadcasting or otherwise now known or herein after developed without the previous express consent by the copyright owner, except for reproduction in daily press and regular printed publications on sale to the public within 60 days of the event related to those data/results and always provided that copyright symbol appears together as follows below.

© DORNA, 2022

Official MotoGP Timing by TISSOT  
www.motogp.com



Mugello, Saturday, May 28, 2022



5245 m.

# GRAN PREMIO D'ITALIA OAKLEY

## Free Practice Nr. 3

### Chronological Analysis of Performances

**13**

\* Lap / Sector time cancelled      **T1** Time from finish line to 1st intermediate      **T3** Time from 2nd intermed. to 3rd intermed.  
**P** Crossing the finish line in pit lane      **T2** Time from 1st intermed. to 2nd intermed.      **T4** Time from 3rd intermediate to finish line  
 \*\*Tyre data subject to further updates

Lap	Lap Time	T1	T2	T3	T4	Speed	Lap	Lap Time	T1	T2	T3	T4	Speed
<b>1st</b>	<b>63</b>	<b>Francesco BAGNAIA</b>		DUCATI	ITA		11	<b>1'47.304</b>	25.318	22.817	35.050	24.119	347.2
		Ducati Lenovo Team					12	<b>1'46.454</b>	25.041	22.516	34.854	24.043	346.1
		Runs=3	Total laps=16	Full laps=9			13	51.402 P	25.010				347.2
Run #	1	Front Tyre	Slick-Medium	Rear Tyre	Slick-Medium		Run #	3	Front Tyre	Slick-Hard	Rear Tyre	Slick-Soft	
		5 Laps at start		15 Laps at start					4 Laps at start		New Tyre		
1	2'03.992	31.368	24.546	36.651	24.602	202.6	14	1'55.336	30.029	23.282	36.638	25.387	210.9
2	<b>1'48.983</b>	26.210	23.077	35.439	24.257	351.7	15	<b>1'45.767</b>	24.952	22.330	34.481	24.004	349.5
3	<b>1'47.209</b>	25.178	22.751	35.147	24.133	350.6	16	<b>1'45.669</b>	24.706	22.349	34.674	23.940	349.5
4	<b>1'47.001</b>	25.153	22.684	35.075	24.089	351.7	17	2'12.760 *	35.773	25.583	46.572	24.832*	348.3
5	<b>1'52.079</b>	27.425	24.185	36.122	24.347	354.0							
6	14'00.581 P	25.002	22.744			350.6							
Run #	2	Front Tyre	Slick-Medium	Rear Tyre	Slick-Medium		Run #	10	Front Tyre	Slick-Hard	Rear Tyre	Slick-Soft	
		15 Laps at start		16 Laps at start					4 Laps at start		New Tyre		
7	2'01.072	34.624	24.658	36.797	24.993	195.2							
8	51.592 P	25.342				350.6							
Run #	3	Front Tyre	Slick-Medium	Rear Tyre	Slick-Soft		Run #	1	Front Tyre	Slick-Soft	Rear Tyre	Slick-Medium	
		New Tyre		New Tyre					New Tyre		13 Laps at start		
9	1'55.206	32.089	23.447	35.415	24.255	198.8	1	2'00.547	32.003	24.347	36.436	24.871	201.4
10	<b>1'45.393</b>	24.629	22.255	34.621	23.888	350.6	2	1'48.889 *	25.427*	23.287	35.631	24.544	349.5
11	52.729 P	25.187				350.6	3	<b>1'48.887</b>	25.640	22.859	35.768	24.620	334.3
Run #	4	Front Tyre	Slick-Medium	Rear Tyre	Slick-Soft		4	<b>1'47.882</b>	25.147	22.865	35.445	24.425	346.1
		3 Laps at start		3 Laps at start			5	<b>1'47.303</b>	25.125	22.687	35.135	24.356	345.0
12	1'58.093	32.687	23.784	35.910	25.712	201.4	6	1'01.127 P	29.492				346.1
13	<b>1'45.840</b>	24.757	22.446	34.645	23.992	349.5	Run #	2	Front Tyre	Slick-Medium	Rear Tyre	Slick-Soft	
14	<b>1'46.242</b>	24.828	22.492	34.861	24.061	349.5			4 Laps at start		4 Laps at start		
15	<b>1'46.637</b>	24.978	22.651	34.981	24.027	349.5	7	1'54.748	29.893	23.829	36.302	24.724	212.1
16	<b>1'58.607</b>	28.646	26.382	37.500	26.079	347.2	8	<b>1'51.507</b>	25.139	26.471	35.394	24.503	347.2
Run #	1	Front Tyre	Slick-Medium	Rear Tyre	Slick-Soft		9	<b>1'47.023</b>	25.053	22.742	34.947	24.281	347.2
		New Tyre		4 Laps at start			10	<b>1'47.386</b>	25.075	22.860	35.029	24.422	348.3
1	2'43.697	31.195	24.493	36.116	24.862	194.2	11	<b>1'47.165</b>	25.080	22.660	34.996	24.429	346.1
2	1'53.894 *	26.782*	25.688	36.654	24.770	341.7	12	57.773 P	28.969				339.6
3	<b>1'47.611</b>	25.289	22.838	35.141	24.343	348.3	Run #	3	Front Tyre	Slick-Medium	Rear Tyre	Slick-Soft	
4	<b>1'46.906</b>	25.172	22.648	34.949	24.137	348.3			New Tyre		New Tyre		
5	<b>1'47.378</b>	25.157	22.847	35.168	24.206	349.5	13	1'55.342	31.503	23.386	35.800	24.653	174.7
6	1'47.101 *	25.114	22.677	35.153*	24.157	347.2	14	<b>1'46.300</b>	24.860	22.473	34.652	24.315	345.0
7	<b>1'46.913</b>	25.138	22.597	35.067	24.111	348.3	15	57.766 P	29.008				346.1
8	<b>1'47.055</b>	25.159	22.657	35.119	24.120	348.3	Run #	4	Front Tyre	Slick-Medium	Rear Tyre	Slick-Soft	
9	56.948 P	28.954				348.3			3 Laps at start		New Tyre		
Run #	2	Front Tyre	Slick-Hard	Rear Tyre	Slick-Soft		16	1'55.384	29.435	23.598	35.916	26.435	217.7
		New Tyre		New Tyre			17	<b>1'45.762</b>	24.766	22.423	34.506	24.067	346.1
10	1'55.435	31.511	23.660	35.812	24.452	193.2	18	<b>1'57.466</b>	28.847	24.915	39.055	24.649	345.0
Run #	1	Front Tyre	Slick-Medium	Rear Tyre	Slick-Soft		19	<b>1'46.403</b>	24.953	22.475	34.647	24.328	347.2
		New Tyre		New Tyre			20	2'01.261 *	28.735	25.248	40.561	26.717*	337.5

**Fastest Lap:** Francesco BAGNAIA      Ducati Lenovo Team      ITA      **1'45.393**      24.629      22.255      34.621      23.888

These data/results cannot be reproduced, stored and/or transmitted in whole or in part by any manner of electronic, mechanical, photocopying, recording, broadcasting or otherwise now known or herein after developed without the previous express consent by the copyright owner, except for reproduction in daily press and regular printed publications on sale to the public within 60 days of the event related to those data/results and always provided that copyright symbol appears together as follows below.  
 © DORNA, 2022



# Free Practice Nr. 3

# MotoGP

Lap	Lap Time	T1	T2	T3	T4	Speed	Lap	Lap Time	T1	T2	T3	T4	Speed		
<b>4th</b>	<b>5</b>	<b>Johann ZARCO</b>				DUCATI FRA		15	<b>1'45.853</b>	24.924	22.472	<b>34.585</b>	<b>23.872</b>	347.2	
		Prima Pramac Racing						16	<b>1'53.521</b>	26.999	27.038	35.048	24.436	348.3	
		Runs=3	Total laps=18	Full laps=8		17	1'45.970 *	<b>24.845</b>	<b>22.455</b>	34.625	24.045*	351.7			
<b>Run # 1</b>	<b>Front Tyre Slick-Medium</b>		<b>Rear Tyre Slick-Medium</b>												
	<b>6 Laps at start</b>		<b>11 Laps at start</b>												
1	2'43.593	33.321	25.883	37.803	25.262	192.1									
2	1'51.343 *	27.030*	23.723	36.085	24.505	331.2									
3	<b>1'48.053</b>	25.293	22.969	35.466	24.325	354.0									
4	<b>1'47.543</b>	25.146	22.798	35.366	24.233	355.2									
5	53.439 P	25.984			355.2										
<b>Run # 2</b>	<b>Front Tyre Slick-Medium</b>		<b>Rear Tyre Slick-Medium</b>												
	<b>11 Laps at start</b>		<b>16 Laps at start</b>												
6	1'57.696	32.039	24.551	36.534	24.572	208.8									
7	<b>1'48.659</b>	25.334	23.218	35.699	24.408	350.6									
8	1'48.387 *	25.223	22.996	35.790*	24.378	350.6									
9	<b>1'48.116</b>	25.132	22.871	35.829	24.284	351.7									
10	52.943 P	25.303			351.7										
<b>Run # 3</b>	<b>Front Tyre Slick-Medium</b>		<b>Rear Tyre Slick-Soft</b>												
	<b>New Tyre</b>		<b>New Tyre</b>												
11	1'55.231	31.408	23.736	35.787	24.300	203.0									
12	<b>1'46.702</b>	25.074	22.625	34.909	24.094	352.9									
13	<b>1'46.210</b>	24.883	22.548	34.871	23.908	354.0									
14	59.462 P	29.417			345.0										
<b>Run # 4</b>	<b>Front Tyre Slick-Medium</b>		<b>Rear Tyre Slick-Soft</b>												
	<b>4 Laps at start</b>		<b>New Tyre</b>												
15	2'08.945	31.615	35.899	37.487	23.944	211.7									
16	<b>1'46.567</b>	25.118	22.540	<b>34.806</b>	24.103	355.2									
17	<b>1'45.767</b>	<b>24.765</b>	<b>22.358</b>	34.859	<b>23.785</b>	356.4									
18	1'50.434 *	24.896	22.812	37.174	25.552*	<b>357.6</b>									
<b>5th</b>	<b>72</b>	<b>Marco BEZZECCHI</b>				DUCATI ITA									
		Mooney VR46 Racing Team													
		Runs=3	Total laps=17	Full laps=9											
<b>Run # 1</b>	<b>Front Tyre Slick-Medium</b>		<b>Rear Tyre Slick-Medium</b>												
	<b>4 Laps at start</b>		<b>15 Laps at start</b>												
1	2'07.176	31.151	24.375	36.717	24.646	206.5									
2	<b>5'29.574</b>	4'02.556	26.104	36.314	24.600	<b>352.9</b>									
3	<b>1'48.355</b>	25.620	23.087	35.512	24.136	348.3									
4	<b>1'47.850</b>	25.287	22.889	35.479	24.195	348.3									
5	<b>1'47.866</b>	25.338	22.913	35.444	24.171	347.2									
6	55.458 P	26.996			347.2										
<b>Run # 2</b>	<b>Front Tyre Slick-Medium</b>		<b>Rear Tyre Slick-Soft</b>												
	<b>10 Laps at start</b>		<b>4 Laps at start</b>												
7	1'58.267	32.377	23.479	38.147	24.264	181.5									
8	<b>1'46.926</b>	25.340	22.649	34.939	23.998	350.6									
9	<b>1'47.781</b>	25.088	23.377	35.254	24.062	348.3									
10	53.102 P	25.297			347.2										
<b>Run # 3</b>	<b>Front Tyre Slick-Medium</b>		<b>Rear Tyre Slick-Soft</b>												
	<b>New Tyre</b>		<b>New Tyre</b>												
11	1'56.313	33.588	23.099	35.384	24.242	203.0									
12	<b>1'46.155</b>	24.916	22.580	34.753	23.906	350.6									
13	1'01.031 P	31.046			347.2										
<b>Run # 4</b>	<b>Front Tyre Slick-Medium</b>		<b>Rear Tyre Slick-Soft</b>												
	<b>3 Laps at start</b>		<b>New Tyre</b>												
14	1'57.391	31.816	23.102	38.420	24.053	186.8									
<b>6th</b>	<b>23</b>	<b>Enea BASTIANINI</b>				DUCATI ITA									
		Gresini Racing MotoGP													
		Runs=3	Total laps=16	Full laps=8											
<b>Run # 1</b>	<b>Front Tyre Slick-Medium</b>		<b>Rear Tyre Slick-Soft</b>												
	<b>4 Laps at start</b>		<b>4 Laps at start</b>												
1	2'35.142	33.266	24.635	36.698	24.909	173.0									
2	1'50.736 *	25.616*	22.960	37.870	24.290	348.3									
3	<b>1'47.054</b>	25.009	22.798	35.036	24.211	352.9									
4	<b>1'52.615</b>	28.888	23.369	35.455	24.903	352.9									
5	<b>1'48.085</b>	25.318	22.715	35.789	24.263	<b>355.2</b>									
6	1'46.971 *	24.979	22.645	35.267*	24.080	354.0									
7	53.257 P	24.915			352.9										
<b>Run # 2</b>	<b>Front Tyre Slick-Medium</b>		<b>Rear Tyre Slick-Soft</b>												
	<b>New Tyre</b>		<b>New Tyre</b>												
8	1'56.644	32.735	23.876	35.617	24.416	169.8									
9	<b>1'55.104</b>	30.470	23.965	36.121	24.548	350.6									
10	<b>1'46.542</b>	24.887	22.588	34.966	24.101	350.6									
11	<b>1'46.272</b>	24.771	22.537	34.939	24.025	351.7									
12	<b>1'46.272</b>	24.818	22.521	34.913	24.020	351.7									
13	55.655 P	27.881			351.7										
<b>Run # 3</b>	<b>Front Tyre Slick-Medium</b>		<b>Rear Tyre Slick-Soft</b>												
	<b>6 Laps at start</b>		<b>New Tyre</b>												
14	2'05.965	32.621	23.471	42.955	26.918	168.4									
15	<b>1'45.860</b>	24.798	22.476	34.660	<b>23.926</b>	352.9									
	unfinished	<b>24.573</b>	<b>22.407</b>	<b>34.607</b>	351.7										
<b>7th</b>	<b>89</b>	<b>Jorge MARTIN</b>				DUCATI SPA									
		Prima Pramac Racing													
		Runs=4	Total laps=16	Full laps=8											
<b>Run # 1</b>	<b>Front Tyre Slick-Medium</b>		<b>Rear Tyre Slick-Medium</b>												
	<b>New Tyre</b>		<b>13 Laps at start</b>												
1	2'12.769	31.351	24.453	36.267	24.703	209.3									
2	<b>1'49.346</b>	26.016	23.176	35.617	24.537	349.5									
3	<b>1'47.899</b>	25.264	22.737	35.511	24.387	346.1									
4	<b>1'47.292</b>	25.125	22.788	35.274	24.105	346.1									
5	55.937 P	27.579			352.9										
<b>Run # 2</b>	<b>Front Tyre Slick-Medium</b>		<b>Rear Tyre Slick-Medium</b>												
	<b>5 Laps at start</b>		<b>18 Laps at start</b>												
6	1'54.490	30.866	23.450	35.687	24.487	212.5									
7	<b>1'47.583</b>	25.214	22.845	35.303	24.221	345.0									
8	12'54.434 P	25.104	22.752			345.0									
<b>Run # 3</b>	<b>Front Tyre Slick-Medium</b>		<b>Rear Tyre Slick-Soft</b>												
	<b>New Tyre</b>		<b>New Tyre</b>												
9	1'53.271	29.816	23.399	35.701	24.355	219.5									
10	<b>1'46.596</b>	25.061	22.596	34.901	24.038	348.3									
11	54.065 P	26.030			348.3										
<b>Run # 4</b>	<b>Front Tyre Slick-Medium</b>		<b>Rear Tyre Slick-Soft</b>												
	<b>3 Laps at start</b>		<b>New Tyre</b>												
12	1'50.812	29.235	22.816	34.831	<b>23.930</b>	213.4									
13	<b>1'48.796</b>	26.643	23.166	34.968	24.019	346.1									
14	<b>1'45.879</b>	<b>24.818</b>	<b>22.387</b>	<b>34.728</b>	23.946	347.2									
15	<b>1'50.888</b>	28.453	23.235	35.072	24.128	347.2									

**Fastest Lap:** Francesco BAGNAIA      Ducati Lenovo Team      ITA      **1'45.393**      24.629      22.255      34.621      23.888

These data/results cannot be reproduced, stored and/or transmitted in whole or in part by any manner of electronic, mechanical, photocopying, recording, broadcasting or otherwise now known or herein after developed without the previous express consent by the copyright owner, except for reproduction in daily press and regular printed publications on sale to the public within 60 days of the event related to those data/results and always provided that copyright symbol appears together as follows below.  
© DORNA, 2022

Official MotoGP Timing by TISSOT  
www.motogp.com

Mugello, Saturday, May 28, 2022

Page 2 of 8



# Free Practice Nr. 3

# MotoGP

Lap	Lap Time	T1	T2	T3	T4	Speed	Lap	Lap Time	T1	T2	T3	T4	Speed
	PIT	46.627	32.025	38.426	27.757	354.0	17	1'46.171	24.935	22.411	34.681	24.144	346.1
							18	1'47.146	* 24.873	22.358	34.836	25.079*	347.2
<b>8th</b>	<b>44</b>	<b>Po ESPARGARO</b>		HONDA	SPA								
		Repsol Honda Team											
		Runs=3	Total laps=17	Full laps=6									
<b>Run # 1</b>	<b>Front Tyre</b>	<b>Slick-Medium</b>	<b>Rear Tyre</b>	<b>Slick-Soft</b>									
		<b>4 Laps at start</b>		<b>4 Laps at start</b>									
1	2'22.038	31.249	24.339	36.242	24.823	209.3							
2	1'50.267 *	25.625*	23.108	35.536	25.998	350.6							
3	1'47.761	25.295	22.778	35.289	24.399	347.2							
4	1'47.234	25.167	22.654	35.159	24.254	347.2							
5	1'55.417	29.908	23.931	36.547	25.031	348.3							
6	1'47.434 P	25.153	22.684	35.351*	24.246	345.0							
<b>Run # 2</b>	<b>Front Tyre</b>	<b>Slick-Medium</b>	<b>Rear Tyre</b>	<b>Slick-Soft</b>									
		<b>6 Laps at start</b>		<b>10 Laps at start</b>									
7	2'01.001	35.396	23.767	37.224	24.614	154.9							
8	1'48.445	25.335	22.904	35.729	24.477	346.1							
9	1'47.679	25.117	22.766	35.484	24.312	346.1							
10	57.385 P	28.662				346.1							
<b>Run # 3</b>	<b>Front Tyre</b>	<b>Slick-Medium</b>	<b>Rear Tyre</b>	<b>Slick-Soft</b>									
		<b>New Tyre</b>		<b>New Tyre</b>									
11	1'57.054	33.203	23.670	35.739	24.442	176.1							
12	1'46.582 *	24.979	22.575	34.921	24.107*	350.6							
13	53.608 P	25.688				351.7							
<b>Run # 4</b>	<b>Front Tyre</b>	<b>Slick-Medium</b>	<b>Rear Tyre</b>	<b>Slick-Soft</b>									
		<b>3 Laps at start</b>		<b>New Tyre</b>									
14	2'12.683	29.281	35.573	42.556	25.273	218.6							
15	1'45.880	24.991	22.421	34.558	23.910	356.4							
16	1'52.313 *	24.925	22.458	40.683*	24.247	351.7							
17	2'06.379 *	24.926	27.155	49.178	25.120*	349.5							
<b>9th</b>	<b>30</b>	<b>Takaaki NAKAGAMI</b>		HONDA	JPN								
		LCR Honda IDEMITSU											
		Runs=2	Total laps=18	Full laps=10									
<b>Run # 1</b>	<b>Front Tyre</b>	<b>Slick-Medium</b>	<b>Rear Tyre</b>	<b>Slick-Soft</b>									
		<b>3 Laps at start</b>		<b>3 Laps at start</b>									
1	2'35.340	34.930	24.863	36.667	24.973	167.7							
2	1'50.819 *	25.678*	22.950	37.757	24.434	342.8							
3	1'47.056	25.204	22.688	34.957	24.207	350.6							
4	1'50.756	27.724	23.151	35.562	24.319	349.5							
5	1'47.187	25.117	22.723	35.169	24.178	346.1							
6	1'47.078 *	25.072	22.688	35.155*	24.163	347.2							
7	56.571 P	25.446				347.2							
<b>Run # 2</b>	<b>Front Tyre</b>	<b>Slick-Medium</b>	<b>Rear Tyre</b>	<b>Slick-Soft</b>									
		<b>New Tyre</b>		<b>New Tyre</b>									
8	1'58.311	34.100	23.774	35.719	24.718	158.8							
9	1'47.649	25.195	23.041	35.059	24.354	345.0							
10	1'49.010	24.970	22.467	37.164	24.409	343.9							
11	1'46.559	25.054	22.526	34.792	24.187	346.1							
12	1'00.509 P	29.408				346.1							
<b>Run # 3</b>	<b>Front Tyre</b>	<b>Slick-Medium</b>	<b>Rear Tyre</b>	<b>Slick-Soft</b>									
		<b>5 Laps at start</b>		<b>New Tyre</b>									
13	2'00.032	34.290	24.971	36.141	24.630	152.9							
14	1'45.999	24.919	22.475	34.548	24.057	343.9							
15	2'02.410	29.309	28.542	40.116	24.443	340.6							
16	1'50.952	27.769	23.394	35.394	24.395	352.9							
<b>10th</b>	<b>20</b>	<b>Fabio QUARTARARO</b>		YAMAHA	FRA								
		Monster Energy Yamaha MotoGP											
		Runs=3	Total laps=20	Full laps=9									
<b>Run # 1</b>	<b>Front Tyre</b>	<b>Slick-Medium</b>	<b>Rear Tyre</b>	<b>Slick-Medium</b>									
		<b>6 Laps at start</b>		<b>15 Laps at start</b>									
1	3'08.650	32.253	24.767	36.997	25.250	182.4							
2	1'49.474 *	26.273*	23.241	35.340	24.620	343.9							
3	1'47.637	25.246	22.772	35.126	24.493	343.9							
4	1'47.408	25.133	22.749	35.098	24.428	346.1							
5	1'47.371	25.190	22.734	35.089	24.358	345.0							
6	1'53.536 *	25.127	22.753	40.001*	25.655	346.1							
7	52.604 P	25.249				348.3							
<b>Run # 2</b>	<b>Front Tyre</b>	<b>Slick-Medium</b>	<b>Rear Tyre</b>	<b>Slick-Soft</b>									
		<b>13 Laps at start</b>		<b>4 Laps at start</b>									
8	2'03.095	32.325	26.092	39.536	25.142	193.2							
9	1'51.121	25.230	22.646	38.440	24.805	348.3							
10	1'47.219	25.211	22.667	35.032	24.309	347.2							
11	1'47.014	25.082	22.694	34.999	24.239	345.0							
12	58.641 P	28.221				346.1							
<b>Run # 3</b>	<b>Front Tyre</b>	<b>Slick-Medium</b>	<b>Rear Tyre</b>	<b>Slick-Soft</b>									
		<b>New Tyre</b>		<b>New Tyre</b>									
13	1'56.980	32.107	23.258	36.889	24.726	217.3							
14	1'46.335	25.004	22.479	34.691	24.161	347.2							
15	1'49.787 *	24.973	22.471	37.778	24.565*	347.2							
16	1'52.106 P	24.943	25.311	36.107	25.745	346.1							
<b>Run # 4</b>	<b>Front Tyre</b>	<b>Slick-Medium</b>	<b>Rear Tyre</b>	<b>Slick-Soft</b>									
		<b>4 Laps at start</b>		<b>New Tyre</b>									
17	1'55.106 *	31.467	23.311	35.410	24.918*	190.4							
18	1'46.032	24.823	22.404	34.599	24.206	349.5							
19	1'46.131	24.898	22.422	34.698	24.113	348.3							
20	2'03.635 *	34.351	26.339	36.359	26.586*	349.5							
<b>11th</b>	<b>12</b>	<b>Maverick VIÑALES</b>		APRILIA	SPA								
		Aprilia Racing											
		Runs=2	Total laps=17	Full laps=9									
<b>Run # 1</b>	<b>Front Tyre</b>	<b>Slick-Medium</b>	<b>Rear Tyre</b>	<b>Slick-Medium</b>									
		<b>6 Laps at start</b>		<b>New Tyre</b>									
1	2'43.756	30.419	24.409	36.180	24.729	210.5							
2	1'53.994 *	27.005*	25.569	36.616	24.804	313.0							
3	1'47.759	25.251	22.943	35.245	24.320	343.9							
4	1'47.009	24.964	22.750	35.042	24.253	352.9							
5	1'47.324	25.024	22.767	35.267	24.266	352.9							
6	1'47.132 *	24.991	22.694	35.144*	24.303	351.7							
7	1'46.973	24.904	22.727	35.161	24.181	354.0							
8	1'47.087	24.919	22.683	35.202	24.283	352.9							
9	56.784 P	28.530				352.9							
<b>Run # 2</b>	<b>Front Tyre</b>	<b>Slick-Medium</b>	<b>Rear Tyre</b>	<b>Slick-Soft</b>									
		<b>New Tyre</b>		<b>New Tyre</b>									
10	1'55.858	32.302	23.427	35.750	24.379	200.0							
11	1'46.121	24.832	22.330	34.867	24.092	350.6							
12	1'46.698 P	24.735	22.394	34.945	24.624	349.5							

**Fastest Lap:** Francesco BAGNAIA      Ducati Lenovo Team      ITA      1'45.393      24.629      22.255      34.621      23.888

These data/results cannot be reproduced, stored and/or transmitted in whole or in part by any manner of electronic, mechanical, photocopying, recording, broadcasting or otherwise now known or herein after developed without the previous express consent by the copyright owner, except for reproduction in daily press and regular printed publications on sale to the public within 60 days of the event related to those data/results and always provided that copyright symbol appears together as follows below.  
© DORNA, 2022

Official MotoGP Timing by TISSOT  
www.motogp.com

Mugello, Saturday, May 28, 2022

Page 3 of 8



# Free Practice Nr. 3

# MotoGP

Lap	Lap Time	T1	T2	T3	T4	Speed	Lap	Lap Time	T1	T2	T3	T4	Speed	
<b>Run # 3</b>	Front Tyre Slick-Medium		Rear Tyre Slick-Soft					10	1'58.071	33.779	23.867	35.931	24.494	172.2
	3 Laps at start		New Tyre					11	<b>1'47.331</b>	25.089	22.778	35.191	24.273	348.3
13	1'54.442	31.139	23.576	35.430	24.297	197.8	12	<b>1'47.134</b>	25.092	22.739	35.201	24.102	351.7	
14	<b>1'46.060</b>	24.771	22.387	<b>34.829</b>	<b>24.073</b>	349.5	13	1'49.997 P	25.225	22.839	35.338	26.595	<b>352.9</b>	
15	<b>1'59.237</b>	29.867	29.039	36.029	24.302	351.7	<b>Run # 3</b>	Front Tyre Slick-Medium		Rear Tyre Slick-Soft				
16	<b>1'46.202</b>	24.788	22.344	34.834	24.236	351.7		New Tyre		New Tyre				
17	2'06.440 *	24.825	27.792	48.943	24.880*	351.7	14	1'54.783	31.338	23.389	35.711	24.345	201.1	

**12th 42 Alex RINS** SUZUKI SPA  
 Team SUZUKI ECSTAR  
 Runs=3 Total laps=20 Full laps=10

Run #	Front Tyre	Slick-Medium	Rear Tyre	Slick-Medium	Speed
<b>Run # 1</b>	3 Laps at start		14 Laps at start		
1	2'36.009	31.386	24.643	36.713	203.7
2	1'48.289 *	25.676*	23.046	35.244	345.0
3	<b>1'50.324</b>	26.967	23.785	35.274	354.0
4	<b>1'49.245</b>	26.197	23.040	35.591	<b>357.6</b>
5	<b>1'46.885</b>	24.972	22.680	35.020	351.7
6	1'47.250 *	25.155	22.669	35.168*	349.5
7	54.551 P	25.407			350.6

Run #	Front Tyre	Slick-Medium	Rear Tyre	Slick-Medium	Speed
<b>Run # 2</b>	10 Laps at start		21 Laps at start		
8	1'56.081	31.671	23.619	36.025	203.7
9	<b>1'47.475</b>	25.108	22.845	34.987	351.7
10	<b>1'47.436</b>	25.068	22.817	35.214	352.9
11	<b>1'47.430</b>	25.170	22.748	35.196	354.0
12	1'00.391 P	29.172			351.7

Run #	Front Tyre	Slick-Medium	Rear Tyre	Slick-Soft	Speed
<b>Run # 3</b>	New Tyre		New Tyre		
13	1'55.198	31.066	23.975	35.669	200.0
14	<b>1'46.575</b>	24.892	22.647	34.898	348.3
15	<b>1'52.580</b>	29.246	23.763	35.251	350.6
16	50.831 P	24.929			350.6

Run #	Front Tyre	Slick-Medium	Rear Tyre	Slick-Soft	Speed	
<b>Run # 4</b>	4 Laps at start		New Tyre			
17	1'53.684	29.949	23.491	35.744	211.7	
18	<b>1'46.064</b>	<b>24.873</b>	<b>22.547</b>	<b>34.569</b>	<b>24.075</b>	350.6
19	<b>2'03.307</b>	34.455	23.698	40.703	24.451	351.7
20	1'57.648 *	24.977	25.348	41.252	26.071*	356.4

**13th 49 Fabio DI GIANNANTON** DUCATI ITA  
 Gresini Racing MotoGP  
 Runs=3 Total laps=19 Full laps=11

Run #	Front Tyre	Slick-Medium	Rear Tyre	Slick-Medium	Speed	
<b>Run # 1</b>	4 Laps at start		New Tyre			
1	2'10.315	31.186	24.183	36.199	205.7	
2	<b>2'11.890</b>	47.092	24.366	35.858	24.574	348.3
3	<b>1'47.116</b>	25.136	22.735	35.080	24.165	347.2
4	<b>1'47.014</b>	25.134	22.655	35.007	24.218	347.2
5	<b>1'49.864</b>	27.335	23.028	35.278	24.223	349.5
6	1'47.383 *	25.124	22.703	35.339*	24.217	349.5
7	<b>1'47.656</b>	25.182	22.774	35.339	24.361	347.2
8	<b>1'47.502</b>	25.216	22.786	35.210	24.290	347.2
9	1'00.535 P	29.361				348.3

Run #	Front Tyre	Slick-Medium	Rear Tyre	Slick-Medium	Speed
<b>Run # 2</b>	13 Laps at start		9 Laps at start		

Run #	Front Tyre	Slick-Medium	Rear Tyre	Slick-Soft	Speed	
<b>Run # 3</b>	3 Laps at start		New Tyre			
14	1'54.783	31.338	23.389	35.711	24.345	201.1
15	<b>1'46.187</b>	24.892	<b>22.474</b>	<b>34.742</b>	24.079	348.3
16	52.015 P	25.018				349.5
<b>Run # 4</b>	3 Laps at start		New Tyre			
17	1'55.845	31.632	23.625	36.211	24.377	189.8
18	<b>1'46.116</b>	<b>24.803</b>	22.480	34.833	<b>24.000</b>	349.5
19	<b>1'46.388</b>	24.859	22.496	34.968	24.065	347.2

**14th 88 Miguel OLIVEIRA** KTM POR  
 Red Bull KTM Factory Racing  
 Runs=3 Total laps=20 Full laps=12

Run #	Front Tyre	Slick-Medium	Rear Tyre	Slick-Soft	Speed	
<b>Run # 1</b>	New Tyre		4 Laps at start			
1	2'18.589	31.677	24.652	36.448	25.220	216.8
2	<b>1'47.995</b>	25.387	23.030	35.296	24.282	348.3
3	<b>1'47.629</b>	25.220	23.026	35.141	24.242	348.3
4	<b>1'47.618</b>	25.177	22.884	35.319	24.238	348.3
5	<b>1'53.845</b>	28.760	24.922	35.658	24.505	350.6
6	1'50.380 P	25.126	22.786	36.457*	26.011	349.5

Run #	Front Tyre	Slick-Medium	Rear Tyre	Slick-Soft	Speed	
<b>Run # 2</b>	6 Laps at start		10 Laps at start			
7	1'56.168	31.712	23.809	35.982	24.665	215.5
8	<b>1'47.740</b>	25.241	22.855	35.322	24.322	348.3
9	<b>1'47.294</b>	25.126	22.765	35.136	24.267	349.5
10	<b>1'47.848</b>	25.348	22.920	35.326	24.254	349.5
11	<b>1'47.491</b>	25.198	22.800	35.252	24.241	349.5
12	55.930 P	27.183				347.2

Run #	Front Tyre	Slick-Hard	Rear Tyre	Slick-Soft	Speed	
<b>Run # 3</b>	New Tyre		New Tyre			
13	1'54.709	31.577	23.351	35.387	24.394	200.7
14	<b>1'47.262</b>	25.442	22.743	34.914	24.163	350.6
15	<b>1'46.750</b>	25.002	22.580	34.853	24.315	350.6
16	55.170 P	26.983				348.3

Run #	Front Tyre	Slick-Hard	Rear Tyre	Slick-Soft	Speed	
<b>Run # 4</b>	4 Laps at start		New Tyre			
17	2'04.944	29.947	31.569	38.545	24.883	216.4
18	<b>1'46.154</b>	<b>24.801</b>	<b>22.480</b>	<b>34.803</b>	<b>24.070</b>	<b>356.4</b>
19	<b>1'47.356</b>	24.829	23.049	35.190	24.288	355.2
20	1'49.463 *	24.906	22.583	34.959	27.015*	354.0

**15th 43 Jack MILLER** DUCATI AUS  
 Ducati Lenovo Team  
 Runs=3 Total laps=12 Full laps=6

Run #	Front Tyre	Slick-Soft	Rear Tyre	Slick-Soft	Speed	
<b>Run # 1</b>	5 Laps at start		5 Laps at start			
1	2'20.323	33.305	24.317	36.498	25.416	182.1
2	13'20.989 P	25.356	23.655			<b>350.6</b>

**Fastest Lap:** Francesco BAGNAIA Ducati Lenovo Team ITA **1'45.393** 24.629 22.255 34.621 23.888

These data/results cannot be reproduced, stored and/or transmitted in whole or in part by any manner of electronic, mechanical, photocopying, recording, broadcasting or otherwise now known or herein after developed without the previous express consent by the copyright owner, except for reproduction in daily press and regular printed publications on sale to the public within 60 days of the event related to those data/results and always provided that copyright symbol appears together as follows below.  
 © DORNA, 2022



# Free Practice Nr. 3

MotoGP

Lap	Lap Time	T1	T2	T3	T4	Speed	Lap	Lap Time	T1	T2	T3	T4	Speed
Run # 2	Front Tyre	Slick-Soft	Rear Tyre	Slick-Soft			5	1'47.506	25.136	22.738	35.383	24.249	350.6
		New Tyre		New Tyre			6	54.180 P	26.990				349.5
3	1'59.273	33.251	24.140	36.962	24.920	182.4	Run # 2	Front Tyre	Slick-Medium	Rear Tyre	Slick-Soft		
4	1'50.779	25.032	25.105	36.007	24.635	349.5			19 Laps at start		9 Laps at start		
5	1'46.776	24.888	22.646	34.997	24.245	348.3	7	1'56.260	31.285	23.776	36.255	24.944	207.6
6	1'46.347	24.754	22.481	34.966	24.146	349.5	8	1'48.933	25.287	23.257	35.860	24.529	347.2
7	58.538 P	28.174				349.5	9	1'48.228	25.257	22.845	35.660	24.466	346.1
Run # 3	Front Tyre	Slick-Medium	Rear Tyre	Slick-Soft			10	1'47.990	25.225	22.839	35.459	24.467	348.3
		New Tyre		New Tyre			11	56.267 P	25.623				347.2
8	1'56.125	32.185	23.615	35.580	24.745	194.9	Run # 3	Front Tyre	Slick-Medium	Rear Tyre	Slick-Soft		
9	1'50.808	26.514	24.118	35.867	24.309	349.5			New Tyre		New Tyre		
10	1'46.169	24.779	22.354	34.937	24.099	349.5	12	2'05.403	38.751	24.406	37.703	24.543	109.7
11	1'46.247	24.729	22.462	34.873	24.183	349.5	13	1'46.677	25.101	22.605	34.875	24.096	352.9
	PIT	31.517				349.5	14	1'47.004	25.042	22.692	35.032	24.238	354.0
							15	54.113 P	26.861				350.6

**16th 36** **Joan MIR** SUZUKI SPA  
Team SUZUKI ECSTAR  
Runs=3 Total laps=20 Full laps=12

Run #	Front Tyre	Slick-Medium	Rear Tyre	Slick-Medium	Speed
Run # 1	Front Tyre	Slick-Medium	Rear Tyre	Slick-Medium	
		4 Laps at start		8 Laps at start	
1	2'00.301	31.924	24.304	36.541	202.2
2	1'49.005	25.573	23.240	35.673	349.5
3	1'48.273	25.289	22.864	35.633	348.3
4	1'47.281	25.084	22.729	35.217	349.5
5	1'47.476	25.109	22.718	35.241	349.5
6	58.837 P	29.382			349.5

Run #	Front Tyre	Slick-Medium	Rear Tyre	Slick-Medium	Speed
Run # 2	Front Tyre	Slick-Medium	Rear Tyre	Slick-Medium	
		10 Laps at start		14 Laps at start	
7	1'56.519	32.893	23.342	35.650	136.7
8	1'50.107	25.140	22.916	37.432	350.6
9	1'47.795	25.114	22.807	35.447	350.6
10	1'02.758 P	32.728			351.7

Run #	Front Tyre	Slick-Medium	Rear Tyre	Slick-Soft	Speed
Run # 3	Front Tyre	Slick-Medium	Rear Tyre	Slick-Soft	
		New Tyre		New Tyre	
11	1'53.571	30.325	23.276	35.454	210.1
12	1'46.518	24.922	22.540	34.899	347.2
13	1'52.923	28.159	23.232	37.008	348.3
14	1'46.337	25.005	22.545	34.763	350.6
15	55.428 P	27.427			351.7

Run #	Front Tyre	Slick-Medium	Rear Tyre	Slick-Soft	Speed
Run # 4	Front Tyre	Slick-Medium	Rear Tyre	Slick-Soft	
		5 Laps at start		New Tyre	
16	1'52.254	29.964	22.841	35.194	209.7
17	1'48.581	26.605	22.810	35.013	348.3
18	1'46.432	24.884	22.524	35.018	347.2
19	1'56.106	25.126	22.499	44.013	350.6
20	1'46.988 *	25.298	22.597	34.903	350.6

**17th 73** **Alex MARQUEZ** HONDA SPA  
LCR Honda CASTROL  
Runs=3 Total laps=19 Full laps=11

Run #	Front Tyre	Slick-Medium	Rear Tyre	Slick-Soft	Speed
Run # 1	Front Tyre	Slick-Medium	Rear Tyre	Slick-Soft	
		13 Laps at start		3 Laps at start	
1	2'19.005	30.770	24.837	37.266	211.3
2	1'52.172	26.127	23.053	35.751	349.5
3	1'47.738	25.227	22.891	35.261	349.5
4	1'47.049	24.999	22.682	35.153	349.5

**18th 21** **Franco MORBIDELLI** YAMAHA ITA  
Monster Energy Yamaha MotoGP  
Runs=3 Total laps=21 Full laps=11

Run #	Front Tyre	Slick-Medium	Rear Tyre	Slick-Medium	Speed
Run # 1	Front Tyre	Slick-Medium	Rear Tyre	Slick-Medium	
		New Tyre		16 Laps at start	
16	1'55.175	29.699	23.329	36.645	220.8
17	1'46.625	25.324	22.575	34.738	352.9
18	1'46.363	24.949	22.417	34.869	352.9
19	1'58.845 *	29.688	28.081	35.973	349.5

Run #	Front Tyre	Slick-Medium	Rear Tyre	Slick-Medium	Speed
Run # 2	Front Tyre	Slick-Medium	Rear Tyre	Slick-Medium	
		7 Laps at start		23 Laps at start	
1	3'09.052	34.126	24.876	36.918	166.4
2	1'49.762 *	26.208*	23.322	35.635	343.9
3	1'48.218	25.342	22.939	35.511	343.9
4	1'48.232	25.307	22.810	35.640	343.9
5	1'47.880	25.181	22.778	35.523	343.9
6	1'50.906 *	25.220	22.890	36.919*	343.9
7	54.834 P	25.483			342.8

Run #	Front Tyre	Slick-Medium	Rear Tyre	Slick-Medium	Speed
Run # 2	Front Tyre	Slick-Medium	Rear Tyre	Slick-Medium	
		7 Laps at start		23 Laps at start	
8	1'55.664 *	30.967	23.673	36.316*	206.5
9	1'48.088	25.286	22.909	35.428	345.0
10	1'48.185	25.275	22.945	35.431	342.8
11	1'48.005	25.391	22.857	35.226	343.9
12	55.038 P	25.195			343.9

Run #	Front Tyre	Slick-Medium	Rear Tyre	Slick-Soft	Speed
Run # 3	Front Tyre	Slick-Medium	Rear Tyre	Slick-Soft	
		New Tyre		New Tyre	
13	1'54.731	30.912	23.720	35.622	202.2
14	1'47.717	25.350	22.892	35.159	347.2
15	1'47.035	25.168	22.662	34.974	348.3
16	1'46.732	24.985	22.571	34.905	347.2
17	59.590 P	29.039			346.1

Run #	Front Tyre	Slick-Medium	Rear Tyre	Slick-Soft	Speed
Run # 4	Front Tyre	Slick-Medium	Rear Tyre	Slick-Soft	
		5 Laps at start		New Tyre	
18	1'54.972	31.049	23.370	35.497	196.7
19	1'46.496	25.063	22.568	34.828	345.0
20	1'46.483	24.928	22.467	35.034	349.5
21	2'10.489 *	34.338	27.954	40.617	348.3

**Fastest Lap:** Francesco BAGNAIA Ducati Lenovo Team ITA 1'45.393 24.629 22.255 34.621 23.888

These data/results cannot be reproduced, stored and/or transmitted in whole or in part by any manner of electronic, mechanical, photocopying, recording, broadcasting or otherwise now known or herein after developed without the previous express consent by the copyright owner, except for reproduction in daily press and regular printed publications on sale to the public within 60 days of the event related to those data/results and always provided that copyright symbol appears together as follows below.  
© DORNA, 2022





# Free Practice Nr. 3

# MotoGP

Lap	Lap Time	T1	T2	T3	T4	Speed	Lap	Lap Time	T1	T2	T3	T4	Speed		
<b>19th</b>	<b>33</b>	<b>Brad BINDER</b>					KTM	RSA							
Red Bull KTM Factory Racing															
Runs=2			Total laps=18			Full laps=10									
Run #	1	Front Tyre	Slick-Hard	Rear Tyre	Slick-Medium	Slick-Soft	Run #	1	Front Tyre	Slick-Medium	Rear Tyre	Slick-Soft	Run #		
			3 Laps at start			New Tyre						4 Laps at start			
1	2'20.986	31.616	24.313	36.136	25.042	193.2	1	2'33.450	34.244	25.348	37.706	25.363	172.2		
2	1'48.706	*	25.365*	23.261	35.443	24.637	352.9	2	1'52.848	*	27.501*	23.214	37.726	24.407	342.8
3	<b>1'47.161</b>	25.139	22.897	34.768	24.357	346.1	3	<b>1'47.236</b>	25.228	22.784	35.046	24.178	351.7		
4	<b>1'47.111</b>	25.098	22.690	34.942	24.381	347.2	4	<b>1'50.838</b>	27.753	23.034	35.551	24.500	352.9		
5	<b>1'47.041</b>	25.041	22.715	34.958	24.327	348.3	5	<b>1'47.681</b>	25.185	22.662	35.377	24.457	349.5		
6	1'48.246	*	25.091	22.771	35.810*	24.574	342.8	6	58.584	P	29.526		345.0		
7	<b>1'47.428</b>	25.166	22.900	34.939	24.423	346.1	<b>Run # 2</b>								
8	<b>1'47.301</b>	25.103	22.829	34.868	24.501	345.0	6 Laps at start			10 Laps at start					
9	<b>1'51.449</b>	28.212	23.310	35.322	24.605	347.2	7	1'56.196	31.952	24.032	35.743	24.469	199.6		
10	1'53.252	P	25.185	23.004	38.055*	27.008	346.1	8	<b>1'48.650</b>	25.528	22.963	35.667	24.492	347.2	
<b>Run # 2</b>							<b>Run # 3</b>								
Front Tyre			Slick-Hard			Rear Tyre			Slick-Soft			Slick-Soft			
			New Tyre			New Tyre			New Tyre			New Tyre			
11	2'00.090	32.381	23.968	38.842	24.899	171.4	10	1'58.520	31.449	24.932	37.582	24.557	201.1		
12	<b>1'48.322</b>	25.553	23.050	35.177	24.542	345.0	11	1'52.147	P	24.997	23.800	36.950	26.400	346.1	
13	<b>1'46.996</b>	25.076	22.742	34.916	24.262	343.9	<b>Run # 4</b>								
14	<b>1'47.799</b>	25.050	22.793	34.948	25.008	345.0	2 Laps at start			New Tyre					
15	57.538	P	27.842			345.0	12	1'56.451	32.767	23.375	35.517	24.792	187.8		
<b>Run # 3</b>							<b>Run # 4</b>								
Front Tyre			Slick-Hard			Rear Tyre			Slick-Soft			Slick-Soft			
			5 Laps at start			New Tyre			New Tyre			New Tyre			
16	1'53.691	30.700	23.096	35.521	24.374	169.8	13	<b>1'46.577</b>	25.028	22.647	34.894	24.008	349.5		
17	<b>1'46.500</b>	24.824	22.610	34.765	24.301	348.3	14	<b>1'46.864</b>	24.864	22.753	35.136	24.111	350.6		
18	1'46.680	*	24.898	22.658	34.650	24.474*	345.0	15	2'07.781	*	34.521	27.572	39.509	26.179*	347.2
<b>20th</b>	<b>51</b>	<b>Michele PIRRO</b>					DUCATI	ITA							
Aruba.it Racing															
Runs=2			Total laps=16			Full laps=9									
Run #	1	Front Tyre	Slick-Medium	Rear Tyre	Slick-Medium	Slick-Soft	Run #	1	Front Tyre	Slick-Hard	Rear Tyre	Slick-Soft	Run #		
			New Tyre			New Tyre			4 Laps at start			4 Laps at start			
1	2'04.138	31.811	24.623	36.583	24.608	204.1	1	2'24.975	31.777	24.282	36.431	24.953	194.9		
2	<b>1'49.057</b>	26.267	23.031	35.412	24.347	352.9	2	1'49.852	*	26.202*	23.295	35.749	24.606	345.0	
3	<b>1'47.399</b>	25.127	23.079	35.009	24.184	351.7	3	<b>1'48.840</b>	25.610	23.186	35.561	24.483	343.9		
4	<b>1'46.956</b>	25.042	22.611	35.084	24.219	352.9	4	<b>1'48.660</b>	25.548	23.094	35.532	24.486	342.8		
5	1'52.121	*	27.318	24.078	36.186	24.539*	351.7	5	2'24.719	P	50.580	27.746	38.785	27.608	340.6
6	<b>1'47.379</b>	25.075	22.700	35.148	24.456	350.6	<b>Run # 2</b>								
7	56.755	P	26.953			346.1	9 Laps at start			9 Laps at start					
<b>Run # 2</b>							<b>Run # 3</b>								
Front Tyre			Slick-Medium			Rear Tyre			Slick-Soft			Slick-Soft			
			New Tyre			New Tyre			New Tyre			New Tyre			
8	2'04.446	37.740	24.697	37.047	24.962	130.9	6	1'56.232	31.290	23.714	36.236	24.992	200.3		
9	<b>1'48.202</b>	25.133	23.284	35.413	24.372	350.6	7	<b>1'49.107</b>	25.490	23.080	35.826	24.711	346.1		
10	<b>1'47.078</b>	25.150	22.609	35.054	24.265	349.5	8	<b>1'48.241</b>	25.450	22.979	35.407	24.405	345.0		
11	55.736	P	26.880			348.3	9	<b>1'48.027</b>	25.335	22.882	35.402	24.408	346.1		
<b>Run # 3</b>							<b>Run # 4</b>								
Front Tyre			Slick-Medium			Rear Tyre			Slick-Soft			Slick-Soft			
			4 Laps at start			New Tyre			New Tyre			New Tyre			
12	2'01.339	36.467	24.567	35.460	24.845	161.1	10	55.129	P	25.452			343.9		
13	<b>1'50.756</b>	26.427	24.323	35.705	24.301	350.6	<b>Run # 3</b>								
14	<b>1'46.557</b>	25.016	22.461	34.916	24.164	350.6	New Tyre			New Tyre					
15	<b>1'46.736</b>	24.902	22.523	35.065	24.246	350.6	11	1'58.752	32.369	24.541	36.942	24.900	205.7		
16	1'59.658	*	31.135	25.481	37.304	25.738*	349.5	12	<b>1'48.826</b>	25.293	22.937	35.975	24.621	338.5	
<b>Run # 4</b>							<b>Run # 4</b>								
Front Tyre			Slick-Hard			Rear Tyre			Slick-Soft			Slick-Soft			
			3 Laps at start			New Tyre			New Tyre			New Tyre			
14	1'53.700	30.714	23.035	35.597	24.354	166.1	13	1'47.985	P	25.302	22.986	35.351	24.346	338.5	
15	<b>1'46.739</b>	25.044	22.624	34.894	24.177	347.2	<b>Run # 4</b>								
16	1'58.757	*	31.573	24.336	36.512	26.336*	346.1	3 Laps at start			New Tyre				

**Fastest Lap:** Francesco BAGNAIA      Ducati Lenovo Team      ITA      **1'45.393**      24.629      22.255      34.621      23.888

These data/results cannot be reproduced, stored and/or transmitted in whole or in part by any manner of electronic, mechanical, photocopying, recording, broadcasting or otherwise now known or herein after developed without the previous express consent by the copyright owner, except for reproduction in daily press and regular printed publications on sale to the public within 60 days of the event related to those data/results and always provided that copyright symbol appears together as follows below.  
© DORNA, 2022

Official MotoGP Timing by TISSOT  
www.motogp.com

Mugello, Saturday, May 28, 2022

Page 6 of 8



# Free Practice Nr. 3

# MotoGP

Lap	Lap Time	T1	T2	T3	T4	Speed	Lap	Lap Time	T1	T2	T3	T4	Speed	
<b>23rd</b>	<b>87</b>	<b>Remy GARDNER</b>				KTM	AUS	18	<b>1'57.690</b>	31.209	23.409	38.751	24.321	349.5
Tech3 KTM Factory Racing								unfinished	25.065	23.773	35.957		351.7	
Runs=2 Total laps=17 Full laps=9														
Run #	1	Front Tyre	Slick-Medium	Rear Tyre	Slick-Medium	New Tyre								
1	2'22.809	31.010	24.454	36.446	24.945	208.4								
2	1'49.806	*	25.795*	23.187	35.430	25.394	345.0							
3	<b>1'47.753</b>	25.406	22.836	35.088	24.423	<b>348.3</b>								
4	<b>1'47.544</b>	25.279	22.835	35.124	24.306	346.1								
5	<b>2'06.362</b>	29.928	26.217	43.910	26.307	343.9								
6	1'49.024	*	25.528	22.931	35.807*	24.758	345.0							
7	<b>1'48.608</b>	25.326	22.896	35.712	24.674	341.7								
8	<b>1'48.661</b>	25.503	23.071	35.440	24.647	340.6								
9	59.201	P	29.896			341.7								
Run #	2	Front Tyre	Slick-Hard	Rear Tyre	Slick-Soft	New Tyre								
10	2'26.171	35.859	26.601	41.592	42.119	203.0								
11	<b>1'54.896</b>	28.878	23.584	36.139	26.295	345.0								
12	<b>1'47.900</b>	25.292	22.961	35.198	24.449	345.0								
13	1'53.985	P	25.341	22.881	36.281	29.482	343.9							
Run #	3	Front Tyre	Slick-Medium	Rear Tyre	Slick-Soft	New Tyre								
14	2'12.542	36.461	28.804	42.749	24.528	192.1								
15	<b>1'47.140</b>	25.199	22.764	34.891	24.286	346.1								
16	<b>1'46.939</b>	25.303	<b>22.643</b>	<b>34.830</b>	<b>24.163</b>	347.2								
17	1'47.768	*	<b>25.175</b>	22.847	35.211	24.535*	345.0							
<b>24th</b>	<b>40</b>	<b>Darryn BINDER</b>				YAMAHA	RSA							
WithU Yamaha RNF MotoGP Team														
Runs=4 Total laps=19 Full laps=11														
Run #	1	Front Tyre	Slick-Medium	Rear Tyre	Slick-Medium	5 Laps at start	11 Laps at start							
1	2'05.363	30.745	24.752	36.599	24.863	216.4								
2	<b>1'49.939</b>	25.962	23.434	35.629	24.914	350.6								
3	<b>1'49.273</b>	25.649	23.280	35.683	24.661	348.3								
4	<b>1'53.766</b>	29.773	24.317	35.246	24.430	348.3								
5	<b>1'47.797</b>	25.310	22.892	35.285	24.310	350.6								
6	1'50.621	P	25.157	22.826	35.672	26.966	348.3							
Run #	2	Front Tyre	Slick-Medium	Rear Tyre	Slick-Medium	11 Laps at start	17 Laps at start							
7	2'02.416	34.632	24.739	37.437	25.608	150.0								
8	<b>1'49.007</b>	25.571	23.078	35.532	24.826	347.2								
9	<b>1'48.829</b>	25.599	23.050	35.437	24.743	346.1								
10	55.279	P	25.868			346.1								
Run #	3	Front Tyre	Slick-Medium	Rear Tyre	Slick-Soft	New Tyre								
11	1'53.322	29.794	23.245	35.724	24.559	201.8								
12	<b>1'47.798</b>	25.285	22.827	<b>35.008</b>	24.678	346.1								
13	<b>1'47.772</b>	25.214	22.871	35.219	24.468	343.9								
14	57.361	P	27.765			345.0								
Run #	4	Front Tyre	Slick-Medium	Rear Tyre	Slick-Soft	4 Laps at start	New Tyre							
15	1'53.069	29.837	23.617	35.508	<b>24.107</b>	220.4								
16	<b>1'46.963</b>	<b>24.987</b>	<b>22.702</b>	35.151	24.123	352.9								
17	<b>1'47.657</b>	25.252	22.742	35.165	24.498	<b>354.0</b>								
<b>25th</b>	<b>4</b>	<b>Andrea DOVIZIOSO</b>				YAMAHA	ITA							
WithU Yamaha RNF MotoGP Team														
Runs=3 Total laps=19 Full laps=10														
Run #	1	Front Tyre	Slick-Medium	Rear Tyre	Slick-Medium	4 Laps at start	New Tyre							
1	2'43.237	32.484	24.452	37.054	25.436	181.2								
2	1'50.037	*	26.404*	23.220	35.580	24.833	337.5							
3	<b>1'47.812</b>	25.233	22.869	35.138	24.572	343.9								
4	<b>1'47.352</b>	25.116	22.761	35.031	24.444	343.9								
5	58.885	P	30.806			345.0								
Run #	2	Front Tyre	Slick-Medium	Rear Tyre	Slick-Medium	9 Laps at start	5 Laps at start							
6	1'56.514	31.475	24.038	36.080	24.921	178.5								
7	<b>1'48.121</b>	25.365	22.909	35.338	24.509	343.9								
8	<b>1'47.318</b>	25.091	22.804	35.030	24.393	345.0								
9	<b>1'49.792</b>	25.164	22.878	37.051	24.699	346.1								
10	1'53.348	P	25.137	22.766	38.191	27.254	342.8							
Run #	3	Front Tyre	Slick-Medium	Rear Tyre	Slick-Soft	New Tyre								
11	1'57.594	33.215	23.786	35.936	24.657	152.1								
12	<b>1'47.131</b>	<b>25.050</b>	22.686	35.007	24.388	342.8								
13	<b>1'47.023</b>	25.097	22.613	<b>34.954</b>	24.359	342.8								
14	57.162	P	29.075			341.7								
Run #	4	Front Tyre	Slick-Medium	Rear Tyre	Slick-Soft	4 Laps at start	New Tyre							
15	1'54.461	31.022	23.737	35.399	24.303	187.5								
16	<b>1'47.066</b>	25.096	<b>22.523</b>	35.198	<b>24.249</b>	347.2								
17	<b>1'54.639</b>	26.143	25.907	37.853	24.736	<b>348.3</b>								
18	<b>2'01.168</b>	29.885	24.986	37.492	28.805	347.2								
19	1'50.391	*	25.115	22.565	35.129	27.582*	348.3							
<b>26th</b>	<b>32</b>	<b>Lorenzo SAVADORI</b>				APRILIA	ITA							
Aprilia Racing														
Runs=3 Total laps=14 Full laps=7														
Run #	1	Front Tyre	Slick-Medium	Rear Tyre	Slick-Soft	New Tyre	4 Laps at start							
1	2'23.020	31.493	24.479	36.184	24.763	203.3								
2	2'08.915	P	26.720*	28.016	44.940	29.239	343.9							
Run #	2	Front Tyre	Slick-Medium	Rear Tyre	Slick-Soft	2 Laps at start	6 Laps at start							
3	1'58.494	32.420	23.666	37.352	25.056	206.5								
4	<b>1'49.083</b>	25.468	22.962	36.148	24.505	343.9								
5	<b>1'48.702</b>	25.407	23.038	35.796	24.461	346.1								
6	<b>1'48.738</b>	25.447	22.952	35.808	24.531	345.0								
7	55.937	P	27.547			345.0								
Run #	3	Front Tyre	Slick-Medium	Rear Tyre	Slick-Soft	7 Laps at start	11 Laps at start							
8	2'00.754	32.416	24.082	39.482	24.774	200.7								
9	<b>1'52.818</b>	27.830	23.624	36.604	24.760	346.1								
10	<b>1'48.713</b>	25.460	22.995	35.573	24.685	343.9								
11	53.467	P	26.485			345.0								

**Fastest Lap:** Francesco BAGNAIA      Ducati Lenovo Team      ITA      **1'45.393**      24.629      22.255      34.621      23.888

These data/results cannot be reproduced, stored and/or transmitted in whole or in part by any manner of electronic, mechanical, photocopying, recording, broadcasting or otherwise now known or herein after developed without the previous express consent by the copyright owner, except for reproduction in daily press and regular printed publications on sale to the public within 60 days of the event related to those data/results and always provided that copyright symbol appears together as follows below.  
© DORNA, 2022



# Free Practice Nr. 3

MotoGP

Lap	Lap Time	T1	T2	T3	T4	Speed	Lap	Lap Time	T1	T2	T3	T4	Speed
Run # 4	Front Tyre	Slick-Medium		Rear Tyre	Slick-Soft								
		New Tyre			New Tyre								
12	2'05.029	31.601	23.469	42.029	27.930	183.0							
13	<b>1'47.046</b>	24.993	22.624	35.077	24.352	351.7							
14	<b>1'53.210</b>	28.448	24.138	35.800	24.824	349.5							

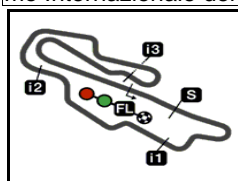
**Fastest Lap:** Francesco BAGNAIA      Ducati Lenovo Team      ITA      **1'45.393**      24.629      22.255      34.621      23.888

These data/results cannot be reproduced, stored and/or transmitted in whole or in part by any manner of electronic, mechanical, photocopying, recording, broadcasting or otherwise now known or herein after developed without the previous express consent by the copyright owner, except for reproduction in daily press and regular printed publications on sale to the public within 60 days of the event related to those data/results and always provided that copyright symbol appears together as follows below.  
© DORNA, 2022

Official MotoGP Timing by **TISSOT**  
www.motogp.com

**Mugello, Saturday, May 28, 2022**





5245 m.

## GRAN PREMIO D'ITALIA OAKLEY

## Free Practice Nr. 3

## Best Partial Times

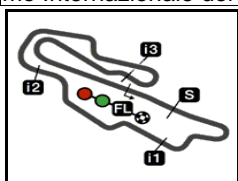
MotoGP™

*IT* Ideal Lap Time, sum of the best partial times*BT* Best Lap Time

<i>T1</i>		<i>T2</i>		<i>T3</i>		<i>T4</i>				<i>IT</i>	<i>BT</i>	
Pos	Rider	Time	Rider	Time	Rider	Time	Rider	Time	Pos	Rider		
1	E.BASTIANINI	24.573	F.BAGNAIA	22.255	A.ESPARGARO	34.481	J.ZARCO	23.785	1	F.BAGNAIA	1'45.393	1'45.393 (1)
2	F.BAGNAIA	24.629	M.VIÑALES	22.330	L.MARINI	34.506	M.BEZZECCHI	23.872	2	A.ESPARGAR	1'45.457	1'45.669 (2)
3	A.ESPARGARO	24.706	A.ESPARGARO	22.330	T.NAKAGAMI	34.548	F.BAGNAIA	23.888	3	E.BASTIANINI	1'45.513	1'45.860 (6)
4	J.MILLER	24.729	J.MILLER	22.354	P.ESPARGARO	34.558	P.ESPARGARO	23.910	4	J.ZARCO	1'45.714	1'45.767 (4)
5	M.VIÑALES	24.735	J.ZARCO	22.358	A.RINS	34.569	E.BASTIANINI	23.926	5	M.BEZZECCHI	1'45.757	1'45.853 (5)
6	J.ZARCO	24.765	T.NAKAGAMI	22.358	M.BEZZECCHI	34.585	J.MARTIN	23.930	6	L.MARINI	1'45.762	1'45.762 (3)
7	L.MARINI	24.766	J.MARTIN	22.387	F.QUARTARARO	34.599	A.ESPARGARO	23.940	7	P.ESPARGAR	1'45.814	1'45.880 (8)
8	M.OLIVEIRA	24.801	F.QUARTARARO	22.404	E.BASTIANINI	34.607	A.MARQUEZ	23.988	8	T.NAKAGAMI	1'45.836	1'45.999 (9)
9	F.DI GIANNANTO	24.803	E.BASTIANINI	22.407	F.BAGNAIA	34.621	F.DI GIANNANTO	24.000	9	J.MARTIN	1'45.863	1'45.879 (7)
10	J.MARTIN	24.818	A.MARQUEZ	22.417	B.BINDER	34.650	J.MIR	24.006	10	F.QUARTARAR	1'45.939	1'46.032 (10)
11	F.QUARTARARO	24.823	P.ESPARGARO	22.421	J.MARTIN	34.728	M.MARQUEZ	24.008	11	M.VIÑALES	1'45.967	1'46.060 (11)
12	B.BINDER	24.824	L.MARINI	22.423	A.MARQUEZ	34.738	F.MORBIDELLI	24.037	12	F.DI GIANNAN	1'46.019	1'46.116 (13)
13	M.BEZZECCHI	24.845	M.BEZZECCHI	22.455	F.DI GIANNANTO	34.742	T.NAKAGAMI	24.057	13	J.MILLER	1'46.055	1'46.169 (15)
14	M.MARQUEZ	24.864	M.PIRRO	22.461	J.MIR	34.763	L.MARINI	24.067	14	A.RINS	1'46.064	1'46.064 (12)
15	T.NAKAGAMI	24.873	F.MORBIDELLI	22.467	M.OLIVEIRA	34.803	M.OLIVEIRA	24.070	15	A.MARQUEZ	1'46.092	1'46.363 (17)
16	A.RINS	24.873	F.DI GIANNANTO	22.474	J.ZARCO	34.806	M.VIÑALES	24.073	16	J.MIR	1'46.152	1'46.337 (16)
17	J.MIR	24.884	M.OLIVEIRA	22.480	F.MORBIDELLI	34.828	A.RINS	24.075	17	M.OLIVEIRA	1'46.154	1'46.154 (14)
18	M.PIRRO	24.902	J.MIR	22.499	M.VIÑALES	34.829	J.MILLER	24.099	18	F.MORBIDELLI	1'46.260	1'46.483 (18)
19	P.ESPARGARO	24.925	A.DOVIZIOSO	22.523	R.GARDNER	34.830	D.BINDER	24.107	19	B.BINDER	1'46.346	1'46.500 (19)
20	F.MORBIDELLI	24.928	A.RINS	22.547	J.MILLER	34.873	F.QUARTARARO	24.113	20	M.MARQUEZ	1'46.413	1'46.577 (21)
21	A.MARQUEZ	24.949	B.BINDER	22.610	R.FERNANDEZ	34.894	R.GARDNER	24.163	21	M.PIRRO	1'46.443	1'46.557 (20)
22	D.BINDER	24.987	R.FERNANDEZ	22.624	M.MARQUEZ	34.894	M.PIRRO	24.164	22	R.FERNANDEZ	1'46.739	1'46.739 (22)
23	L.SAVADORI	24.993	L.SAVADORI	22.624	M.PIRRO	34.916	R.FERNANDEZ	24.177	23	A.DOVIZIOSO	1'46.776	1'47.023 (25)
24	R.FERNANDEZ	25.044	R.GARDNER	22.643	A.DOVIZIOSO	34.954	A.DOVIZIOSO	24.249	24	D.BINDER	1'46.804	1'46.963 (24)

These data/results cannot be reproduced, stored and/or transmitted in whole or in part by any manner of electronic, mechanical, photocopying, recording, broadcasting or otherwise now known or herein after developed without the previous express consent by the copyright owner, except for reproduction in daily press and regular printed publications on sale to the public within 60 days of the event related to those data/results and always provided that copyright symbol appears together as follows below.  
© DORNA, 2022





**GRAN PREMIO D'ITALIA OAKLEY**

**Free Practice Nr. 3**

**Best Partial Times**

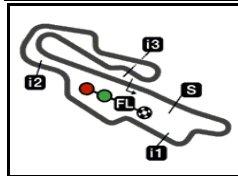
*IT* Ideal Lap Time, sum of the best partial times

*BT* Best Lap Time

		<b>T1</b>		<b>T2</b>		<b>T3</b>		<b>T4</b>				
<i>Pos</i>	<i>Rider</i>	<i>Time</i>	<i>Rider</i>	<i>Time</i>	<i>Rider</i>	<i>Time</i>	<i>Rider</i>	<i>Time</i>	<i>Pos</i>	<i>Rider</i>	<i>IT</i>	<i>BT</i>
25	A.DOVIOSIO	25.050	M.MARQUEZ	22.647	D.BINDER	35.008	B.BINDER	24.262	25	R.GARDNER	1'46.811	1'46.939 (23)
26	R.GARDNER	25.175	D.BINDER	22.702	L.SAVADORI	35.077	L.SAVADORI	24.352	26	L.SAVADORI	1'47.046	1'47.046 (26)

These data/results cannot be reproduced, stored and/or transmitted in whole or in part by any manner of electronic, mechanical, photocopying, recording, broadcasting or otherwise now known or herein after developed without the previous express consent by the copyright owner, except for reproduction in daily press and regular printed publications on sale to the public within 60 days of the event related to those data/results and always provided that copyright symbol appears together as follows below.  
© DORNA, 2022





5245 m.

**GRAN PREMIO D'ITALIA OAKLEY****Free Practice Nr. 3****Fastest Laps Sequence**

<i>Practice Time</i>	 <i>Rider</i>	<i>Nation</i>	<i>Motorcycle</i>	<i>Time</i>	<i>Km/h</i>	<i>Rider's Lap</i>
<b>3'49.306</b>	36 <b>Joan MIR</b>	SPA	SUZUKI	<b>1'49.005</b>	173.2	2
<b>3'52.975</b>	63 <b>Francesco BAGNAIA</b>	ITA	DUCATI	<b>1'48.983</b>	173.2	2
<b>4'06.584</b>	88 <b>Miguel OLIVEIRA</b>	POR	KTM	<b>1'47.995</b>	174.8	2
<b>5'40.184</b>	63 <b>Francesco BAGNAIA</b>	ITA	DUCATI	<b>1'47.209</b>	176.1	3
<b>5'56.853</b>	33 <b>Brad BINDER</b>	RSA	KTM	<b>1'47.161</b>	176.2	3
<b>6'09.321</b>	49 <b>Fabio DI GIANNANTONI</b>	ITA	DUCATI	<b>1'47.116</b>	176.2	3
<b>6'12.932</b>	23 <b>Enea BASTIANINI</b>	ITA	DUCATI	<b>1'47.054</b>	176.3	3
<b>7'27.185</b>	63 <b>Francesco BAGNAIA</b>	ITA	DUCATI	<b>1'47.001</b>	176.4	4
<b>7'27.550</b>	51 <b>Michele PIRRO</b>	ITA	DUCATI	<b>1'46.956</b>	176.5	4
<b>8'12.108</b>	41 <b>Aleix ESPARGARO</b>	SPA	APRILIA	<b>1'46.906</b>	176.6	4
<b>9'50.752</b>	42 <b>Alex RINS</b>	SPA	SUZUKI	<b>1'46.885</b>	176.6	5
<b>21'18.140</b>	43 <b>Jack MILLER</b>	AUS	DUCATI	<b>1'46.776</b>	176.8	5
<b>23'04.487</b>	43 <b>Jack MILLER</b>	AUS	DUCATI	<b>1'46.347</b>	177.5	6
<b>26'48.099</b>	12 <b>Maverick VIÑALES</b>	SPA	APRILIA	<b>1'46.121</b>	177.9	11
<b>33'53.228</b>	63 <b>Francesco BAGNAIA</b>	ITA	DUCATI	<b>1'45.393</b>	179.1	10

These data/results cannot be reproduced, stored and/or transmitted in whole or in part by any manner of electronic, mechanical, photocopying, recording, broadcasting or otherwise now known or herein after developed without the previous express consent by the copyright owner, except for reproduction in daily press and regular printed publications on sale to the public within 60 days of the event related to those data/results and always provided that copyright symbol appears together as follows below.

© DORNA, 2022

Official MotoGP Timing by **TISSOT**  
www.motogp.com

Mugello, Saturday, May 28, 2022

