


5245 m.

GRAN PREMIO D'ITALIA OAKLEY

Free Practice Nr. 4

Classification

14

	Rider	Nation	Team	Motorcycle	Time	Lap	Total	Gap	Top Speed
1	63 Francesco BAGNAIA	ITA	Ducati Lenovo Team	DUCATI	1'46.614	3	5		350.6
2	72 Marco BEZZECCHI	ITA	Mooney VR46 Racing Team	DUCATI	1'47.047	3	8	0.433 0.433	345.0
3	93 Marc MARQUEZ	SPA	Repsol Honda Team	HONDA	1'47.075	3	6	0.461 0.028	343.9
4	88 Miguel OLIVEIRA	POR	Red Bull KTM Factory Racing	KTM	1'47.149	4	9	0.535 0.074	343.9
5	43 Jack MILLER	AUS	Ducati Lenovo Team	DUCATI	1'47.149	4	6	0.535	346.1
6	42 Alex RINS	SPA	Team SUZUKI ECSTAR	SUZUKI	1'47.227	3	8	0.613 0.078	348.3
7	33 Brad BINDER	RSA	Red Bull KTM Factory Racing	KTM	1'47.243	4	7	0.629 0.016	346.1
8	44 Poi ESPARGARO	SPA	Repsol Honda Team	HONDA	1'47.347	4	7	0.733 0.104	340.6
9	89 Jorge MARTIN	SPA	Prima Pramac Racing	DUCATI	1'47.359	5	6	0.745 0.012	345.0
10	12 Maverick VIÑALES	SPA	Aprilia Racing	APRILIA	1'47.405	3	5	0.791 0.046	348.3
11	21 Franco MORBIDELLI	ITA	Monster Energy Yamaha MotoGP	YAMAHA	1'47.439	4	5	0.825 0.034	345.0
12	41 Aleix ESPARGARO	SPA	Aprilia Racing	APRILIA	1'47.460	3	4	0.846 0.021	340.6
13	30 Takaaki NAKAGAMI	JPN	LCR Honda IDEMITSU	HONDA	1'47.499	3	6	0.885 0.039	345.0
14	5 Johann ZARCO	FRA	Prima Pramac Racing	DUCATI	1'47.574	5	8	0.960 0.075	342.8
15	36 Joan MIR	SPA	Team SUZUKI ECSTAR	SUZUKI	1'47.623	4	8	1.009 0.049	350.6
16	73 Alex MARQUEZ	SPA	LCR Honda CASTROL	HONDA	1'47.715	4	5	1.101 0.092	348.3
17	25 Raul FERNANDEZ	SPA	Tech3 KTM Factory Racing	KTM	1'47.835	3	6	1.221 0.120	343.9
18	10 Luca MARINI	ITA	Mooney VR46 Racing Team	DUCATI	1'47.929	4	4	1.315 0.094	338.5
19	49 Fabio DI GIANNANTONIO	ITA	Gresini Racing MotoGP	DUCATI	1'47.978	4	7	1.364 0.049	347.2
20	32 Lorenzo SAVADORI	ITA	Aprilia Racing	APRILIA	1'48.183	4	4	1.569 0.205	343.9
21	51 Michele PIRRO	ITA	Aruba.it Racing	DUCATI	1'48.254	2	6	1.640 0.071	345.0
22	23 Enea BASTIANINI	ITA	Gresini Racing MotoGP	DUCATI	1'48.265	3	3	1.651 0.011	348.3
23	40 Darryn BINDER	RSA	WithU Yamaha RNF MotoGP Tea	YAMAHA	1'48.287	3	6	1.673 0.022	346.1
24	87 Remy GARDNER	AUS	Tech3 KTM Factory Racing	KTM	1'48.967	2	8	2.353 0.680	336.4
25	4 Andrea DOVIZIOSO	ITA	WithU Yamaha RNF MotoGP Tea	YAMAHA	1'49.611	3	7	2.997 0.644	337.5
Not qualified (Out 105%)					1'51.944				
	20 Fabio QUARTARARO	FRA	Monster Energy Yamaha MotoGP	YAMAHA	1'55.653	4	4	9.039 6.042	340.6

Practice condition: **Dry**

Air: **31°**

Humidity: **44%**

Ground: **46°**

Fastest Lap:	Lap: 3	Francesco BAGNAIA	1'46.614	177.1 Km/h
Best Race Lap:	2021	Johann ZARCO	1'46.810	176.7 Km/h
All Time Lap Record:	2021	Fabio QUARTARARO	1'45.187	179.5 Km/h

The results are provisional until the end of the limit for protest and appeals.

Time limit for protest expires 30' after publication of the results - Time:

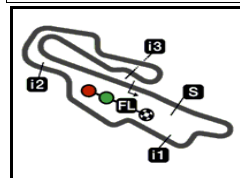
These data/results cannot be reproduced, stored and/or transmitted in whole or in part by any manner of electronic, mechanical, photocopying, recording, broadcasting or otherwise now known or herein after developed without the previous express consent by the copyright owner, except for reproduction in daily press and regular printed publications on sale to the public within 60 days of the event related to those data/results and always provided that copyright symbol appears together as follows below.

© DORNA, 2022

Official MotoGP Timing by **TISSOT**
www.motogp.com

Mugello, Saturday, May 28, 2022





5245 m.

GRAN PREMIO D'ITALIA OAKLEY

Free Practice Nr. 4

Top Speed & Average

15



Rider	Nation	Motorcycle	Top 5 speeds					Average	Top
36 Joan MIR	SPA	SUZUKI	350.6	350.6	350.6	325.3	316.7	338.8	350.6
63 Francesco BAGNAIA	ITA	DUCATI	350.6	350.6	349.5	348.3	205.3	320.9	350.6
12 Maverick VIÑALES	SPA	APRILIA	348.3	347.2	345.0	343.9	207.6	318.4	348.3
23 Enea BASTIANINI	ITA	DUCATI	348.3	343.9	342.8	190.8		306.5	348.3
42 Alex RINS	SPA	SUZUKI	348.3	345.0	345.0	341.7	331.2	342.2	348.3
73 Alex MARQUEZ	SPA	HONDA	348.3	346.1	345.0	345.0	209.7	318.8	348.3
49 Fabio DI GIANNANTONIO	ITA	DUCATI	347.2	345.0	342.8	342.8	307.6	337.1	347.2
33 Brad BINDER	RSA	KTM	346.1	343.9	343.9	342.8	332.3	341.8	346.1
40 Darryn BINDER	RSA	YAMAHA	346.1	343.9	342.8	342.8	341.7	343.5	346.1
43 Jack MILLER	AUS	DUCATI	346.1	346.1	345.0	342.8	337.5	343.5	346.1
21 Franco MORBIDELLI	ITA	YAMAHA	345.0	343.9	339.6	333.3	232.2	318.8	345.0
30 Takaaki NAKAGAMI	JPN	HONDA	345.0	342.8	341.7	338.5	313.9	336.4	345.0
51 Michele PIRRO	ITA	DUCATI	345.0	345.0	343.9	341.7	312.1	337.5	345.0
72 Marco BEZZECCHI	ITA	DUCATI	345.0	340.6	340.6	339.6	338.5	340.5	345.0
89 Jorge MARTIN	SPA	DUCATI	345.0	341.7	341.7	337.5	336.4	340.5	345.0
25 Raul FERNANDEZ	SPA	KTM	343.9	341.7	341.7	340.6	204.1	314.4	343.9
32 Lorenzo SAVADORI	ITA	APRILIA	343.9	343.9	341.7	341.7	199.6	314.2	343.9
88 Miguel OLIVEIRA	POR	KTM	343.9	343.9	342.8	341.7	333.3	341.1	343.9
93 Marc MARQUEZ	SPA	HONDA	343.9	341.7	339.6	337.5	200.3	312.6	343.9
5 Johann ZARCO	FRA	DUCATI	342.8	342.8	342.8	342.8	342.8	342.8	342.8
20 Fabio QUARTARARO	FRA	YAMAHA	340.6	337.5	334.3	214.7	213.4	288.1	340.6
41 Aleix ESPARGARO	SPA	APRILIA	340.6	339.6	339.6	339.6	201.8	312.2	340.6
44 Pol ESPARGARO	SPA	HONDA	340.6	338.5	338.5	338.5	310.3	333.3	340.6
10 Luca MARINI	ITA	DUCATI	338.5	337.5	336.4	335.4	160.0	301.6	338.5
4 Andrea DOVIZIOSO	ITA	YAMAHA	337.5	336.4	335.4	334.3	326.2	334.0	337.5
87 Remy GARDNER	AUS	KTM	336.4	335.4	333.3	331.2	323.3	331.9	336.4

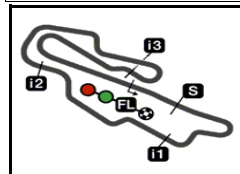
These data/results cannot be reproduced, stored and/or transmitted in whole or in part by any manner of electronic, mechanical, photocopying, recording, broadcasting or otherwise now known or herein after developed without the previous express consent by the copyright owner, except for reproduction in daily press and regular printed publications on sale to the public within 60 days of the event related to those data/results and always provided that copyright symbol appears together as follows below.

© DORNA, 2022

Official MotoGP Timing by TISSOT
www.motogp.com



Mugello, Saturday, May 28, 2022



5245 m.

GRAN PREMIO D'ITALIA OAKLEY

Free Practice Nr. 4

Chronological Analysis of Performances

16

* Lap / Sector time cancelled

T1 Time from finish line to 1st intermediate

T3 Time from 2nd intermed. to 3rd intermed.

P Crossing the finish line in pit lane

T2 Time from 1st intermed. to 2nd intermed.

T4 Time from 3rd intermediate to finish line

** Tyre data subject to further updates

Lap	Lap Time	T1	T2	T3	T4	Speed	Lap	Lap Time	T1	T2	T3	T4	Speed
1st	63	Francesco BAGNAIA		DUCATI		ITA	6	2'25.019	38.469	28.504	47.912	30.134	166.4
		Ducati Lenovo Team											
		Runs=2		Total laps=6		Full laps=3							
Run #	1	Front Tyre	Slick-Hard	Rear Tyre	Slick-Medium	New Tyre							
1	2'16.007		32.058	24.809	36.419	24.687							
2	1'47.322		25.179	22.670	35.151	24.322							
3	1'46.614		24.879	22.605	35.023	24.107							
4	1'47.254		25.175	22.791	35.123	24.165							
5	1'53.170	P	25.074	22.634	35.290	30.172							
Run #	2	Front Tyre	Wet-Medium	Rear Tyre	Wet-Soft	New Tyre							
	PIT		39.166	28.789	43.445	28.822							
		Runs=3		Total laps=9		Full laps=4							
Run #	1	Front Tyre	Slick-Medium	Rear Tyre	Slick-Medium	New Tyre							
1	2'07.308		32.841	23.790	39.815	24.759							
2	1'47.802		25.094	22.876	35.095	24.737							
3	1'47.047		24.973	22.650	35.090	24.334							
4	1'47.472		25.018	22.479	35.006	24.969							
5	1'47.266		25.077	22.673	35.084	24.432							
6	57.125	P	25.195			340.6							
Run #	2	Front Tyre	Slick-Medium	Rear Tyre	Slick-Medium	New Tyre							
	**		13 Laps at start	**	6 Laps at start								
7	2'16.828		38.940	32.007	39.756	26.125							
8	1'04.549	P	30.784			338.5							
Run #	3	Front Tyre	missing data	Rear Tyre	missing data	New Tyre							
	**		Laps at start	**	Laps at start								
	PIT		37.712			175.8							
		Runs=1		Total laps=6		Full laps=3							
Run #	1	Front Tyre	Slick-Hard	Rear Tyre	Slick-Medium	New Tyre							
1	2'27.611		31.222	24.052	35.889	26.795							
2	1'52.352		28.956	23.458	35.352	24.586							
3	1'47.075		25.077	22.476	35.026	24.496							
4	1'48.316		26.110	22.507	35.108	24.591							
5	2'03.471	P	27.275	24.913	39.712	31.571							
Run #	2	Front Tyre	Wet-Medium	Rear Tyre	Wet-Medium	New Tyre							
2nd	72	Marco BEZZECCHI		DUCATI		ITA							
		Mooney VR46 Racing Team											
		Runs=3		Total laps=9		Full laps=4							
Run #	1	Front Tyre	Slick-Medium	Rear Tyre	Slick-Medium	New Tyre							
1	2'07.308		32.841	23.790	39.815	24.759							
2	1'47.802		25.094	22.876	35.095	24.737							
3	1'47.047		24.973	22.650	35.090	24.334							
4	1'47.472		25.018	22.479	35.006	24.969							
5	1'47.266		25.077	22.673	35.084	24.432							
6	57.125	P	25.195			340.6							
Run #	2	Front Tyre	Slick-Medium	Rear Tyre	Slick-Medium	New Tyre							
	**		13 Laps at start	**	6 Laps at start								
7	2'16.828		38.940	32.007	39.756	26.125							
8	1'04.549	P	30.784			338.5							
Run #	3	Front Tyre	missing data	Rear Tyre	missing data	New Tyre							
	**		Laps at start	**	Laps at start								
	PIT		37.712			175.8							
		Runs=3		Total laps=9		Full laps=4							
Run #	1	Front Tyre	Slick-Medium	Rear Tyre	Slick-Medium	New Tyre							
1	2'07.308		32.841	23.790	39.815	24.759							
2	1'47.802		25.094	22.876	35.095	24.737							
3	1'47.047		24.973	22.650	35.090	24.334							
4	1'47.472		25.018	22.479	35.006	24.969							
5	1'47.266		25.077	22.673	35.084	24.432							
6	57.125	P	25.195			340.6							
Run #	2	Front Tyre	Slick-Medium	Rear Tyre	Slick-Medium	New Tyre							
	**		13 Laps at start	**	6 Laps at start								
7	2'16.828		38.940	32.007	39.756	26.125							
8	1'04.549	P	30.784			338.5							
Run #	3	Front Tyre	missing data	Rear Tyre	missing data	New Tyre							
	**		Laps at start	**	Laps at start								
	PIT		37.712			175.8							
		Runs=3		Total laps=9		Full laps=4							
4th	88	Miguel OLIVEIRA		KTM		POR							
		Red Bull KTM Factory Racing											
		Runs=1		Total laps=9		Full laps=6							
Run #	1	Front Tyre	Slick-Hard	Rear Tyre	Slick-Medium	New Tyre							
1	2'12.900		31.292	24.456	37.631	25.506							
2	1'48.090		25.408	22.909	35.310	24.463							
3	1'47.439		25.093	22.731	35.128	24.487							
4	1'47.149		25.009	22.642	35.125	24.373							
5	1'47.420		25.088	22.797	35.170	24.365							
6	1'01.270	P	30.491			333.3							
Run #	2	Front Tyre	Wet-Medium	Rear Tyre	Wet-Medium	New Tyre							
7	2'06.571		33.354	26.626	39.581	27.010							
8	1'58.140		27.948	25.297	38.450	26.445							
9	1'56.956		27.317	24.886	38.261	26.492							
		Runs=2		Total laps=7		Full laps=3							
Run #	1	Front Tyre	Slick-Hard	Rear Tyre	Slick-Medium	New Tyre							
1	2'13.716		31.107	23.624	37.179	25.934							
2	1'47.527		25.150	22.727	35.276	24.374							
3	1'47.427		25.068	22.679	35.232	24.448							
4	1'47.149		24.957	22.688	35.135	24.369							
5	1'57.152	P	25.029	22.753	35.767	33.603							
Run #	2	Front Tyre	Wet-Medium	Rear Tyre	Slick-Medium	New Tyre							
6	2'10.540		35.637	27.078	40.578	27.247							
	PIT		27.867			337.5							
		Runs=2		Total laps=7		Full laps=3							
5th	43	Jack MILLER		DUCATI		AUS							
		Ducati Lenovo Team											
		Runs=2		Total laps=7		Full laps=3							
Run #	1	Front Tyre	Slick-Hard	Rear Tyre	Slick-Medium	New Tyre							
1	2'13.716		31.107	23.624	37.179	25.934							
2	1'47.527		25.150	22.727	35.276	24.374							
3	1'47.427		25.068	22.679	35.232	24.448							
4	1'47.149		24.957	22.688	35.135	24.369							
5	1'57.152	P	25.029	22.753	35.767	33.603							
Run #	2	Front Tyre	Wet-Medium	Rear Tyre	Slick-Medium	New Tyre							
6	2'10.540		35.637	27.078	40.578	27.247							
	PIT		27.867			337.5							
		Runs=2		Total laps=7		Full laps=3							
6th	42	Alex RINS		SUZUKI		SPA							
		Team SUZUKI ECSTAR											
		Runs=2		Total laps=9		Full laps=5							
Run #	1	Front Tyre	Slick-Hard	Rear Tyre	Slick-Medium	New Tyre							
1	2'32.580		31.554	24.192	36.498	24.957							
2	1'47.577		25.302	22.778	35.147	24.350							
3	1'47.227		25.276	22.676	34.854	24.421							
4	1'47.355		25.282	22.628	35.040	24.405							
5	2'05.547	P	27.270	27.477	38.743	32.057							

Fastest Lap:	Francesco BAGNAIA	Ducati Lenovo Team	ITA	1'46.614	24.879	22.605	35.023	24.107
---------------------	-------------------	--------------------	-----	-----------------	--------	--------	--------	--------

These data/results cannot be reproduced, stored and/or transmitted in whole or in part by any manner of electronic, mechanical, photocopying, recording, broadcasting or otherwise now known or herein after developed without the previous express consent by the copyright owner, except for reproduction in daily press and regular printed publications on sale to the public within 60 days of the event related to those data/results and always provided that copyright symbol appears together as follows below.

© DORNA, 2022



Free Practice Nr. 4

MotoGP

Lap	Lap Time	T1	T2	T3	T4	Speed	Lap	Lap Time	T1	T2	T3	T4	Speed		
Run # 2	<i>Front Tyre</i>	Wet-Medium	<i>Rear Tyre</i>	Wet-Medium			1	2'41.309	31.349	24.431	36.167	24.889	207.6		
		New Tyre		New Tyre			2	1'48.083	25.354	22.846	35.458	24.425	343.9		
6	2'17.725	37.152	28.902	43.160	28.511	178.5	3	1'47.405	25.105	22.711	35.203	24.386	347.2		
7	2'01.861	28.589	26.201	39.731	27.340	331.2	4	1'47.319 *	25.045	22.633	35.197	24.444*	345.0		
8	2'00.652	28.234	25.557	39.690	27.171	319.5	5	1'59.684 P	25.242	23.175	41.184	30.083	348.3		
	PIT	30.314				319.5	Run # 2	<i>Front Tyre</i>	missing data	<i>Rear Tyre</i>	missing data				
								**	<i>Laps at start</i>	**	<i>Laps at start</i>				
							PIT	35.520	26.933	39.965	28.783	185.5			
7th 33	Brad BINDER			KTM			RSA								
	Red Bull KTM Factory Racing														
		Runs=1	Total laps=7	Full laps=4											
Run # 1	<i>Front Tyre</i>	Slick-Hard	<i>Rear Tyre</i>	Slick-Soft			11th 21	Franco MORBIDELLI			YAMAHA			ITA	
		8 Laps at start		3 Laps at start				Monster Energy Yamaha MotoGP							
								Runs=1	Total laps=6	Full laps=4					
1	2'14.684	30.866	23.965	36.790	26.362	213.4	Run # 1	<i>Front Tyre</i>	Slick-Hard	<i>Rear Tyre</i>	Slick-Medium				
2	1'47.768	25.503	22.803	34.934	24.528	346.1			New Tyre		New Tyre				
3	1'47.250	25.109	22.729	34.926	24.486	342.8	1	2'05.949	33.552	24.109	37.320	25.235	172.5		
4	1'47.243	25.025	22.796	35.009	24.413	343.9	2	1'49.204	25.798	22.957	35.533	24.916	333.3		
5	1'47.418	25.103	22.646	35.026	24.643	343.9	3	1'47.823	25.281	22.793	35.173	24.576	339.6		
6	1'06.128 P	32.764				332.3	4	1'47.439	25.135	22.661	35.134	24.509	343.9		
	Run # 2	<i>Front Tyre</i>	Wet-Medium	<i>Rear Tyre</i>	Wet-Medium			5	1'56.234	25.132	22.722	35.115	33.265	345.0	
			New Tyre		New Tyre				PIT	39.829				232.2	
7	2'13.504	37.068	27.564	41.347	27.525	169.5									
8th 44	Po ESPARGARO			HONDA			SPA								
	Repsol Honda Team														
		Runs=1	Total laps=7	Full laps=4											
Run # 1	<i>Front Tyre</i>	Slick-Medium	<i>Rear Tyre</i>	Slick-Medium			12th 41	Aleix ESPARGARO			APRILIA			SPA	
		7 Laps at start		New Tyre				Aprilia Racing							
								Runs=1	Total laps=5	Full laps=2					
1	2'21.493	31.485	23.802	36.219	25.037	207.6	Run # 1	<i>Front Tyre</i>	Slick-Hard	<i>Rear Tyre</i>	Slick-Soft				
2	1'48.457	25.540	22.913	35.382	24.622	338.5			8 Laps at start		4 Laps at start				
3	1'47.805	25.205	22.794	35.269	24.537	338.5	1	2'41.076	31.184	24.561	36.368	24.782	201.8		
4	1'47.347	25.143	22.631	35.118	24.455	340.6	2	1'48.093	25.426	22.905	35.241	24.521	339.6		
5	1'55.306 P	25.148	22.811	35.511	31.836	338.5	3	1'47.460	25.146	22.683	35.161	24.470	339.6		
	Run # 2	<i>Front Tyre</i>	Wet-Medium	<i>Rear Tyre</i>	Wet-Medium			4	1'47.230 *	25.104	22.603	35.083	24.440*	340.6	
			New Tyre		New Tyre				PIT	25.862	23.083	40.256	30.071	339.6	
6	2'13.199	36.127	28.189	41.071	27.812	194.5									
7	2'00.567	28.670	25.876	39.318	26.703	310.3									
9th 89	Jorge MARTIN			DUCATI			SPA								
	Prima Pramac Racing														
		Runs=2	Total laps=7	Full laps=4											
Run # 1	<i>Front Tyre</i>	Slick-Hard	<i>Rear Tyre</i>	Slick-Medium			13th 30	Takaaki NAKAGAMI			HONDA			JPN	
		8 Laps at start		New Tyre				LCR Honda IDEMITSU							
								Runs=2	Total laps=7	Full laps=3					
1	2'05.965	30.455	24.140	37.063	25.022	215.5	Run # 1	<i>Front Tyre</i>	Slick-Medium	<i>Rear Tyre</i>	Slick-Soft				
2	1'48.465	25.546	22.876	35.543	24.500	337.5			10 Laps at start		6 Laps at start				
3	1'47.929	25.192	22.703	35.345	24.689	336.4	1	2'36.023	35.290	24.960	37.340	25.044	161.4		
4	1'47.499	25.175	22.676	35.099	24.549	341.7	2	1'49.325	26.040	23.147	35.540	24.598	338.5		
5	1'47.359	25.132	22.695	35.257	24.275	341.7	3	1'47.499	25.316	22.718	35.138	24.327	341.7		
6	1'02.683 P	32.335				345.0	4	1'47.628	25.352	22.674	35.197	24.405	342.8		
	Run # 2	<i>Front Tyre</i>	Wet-Soft	<i>Rear Tyre</i>	Wet-Soft			5	1'55.055 P	25.208	22.779	36.313	30.755	345.0	
			New Tyre		New Tyre				Run # 2	<i>Front Tyre</i>	Wet-Soft	<i>Rear Tyre</i>	Wet-Soft		
											New Tyre	New Tyre			
6	2'15.659	37.805	27.702	41.623	28.529	141.1									
	PIT	30.927				313.9									
14th 5	Johann ZARCO			DUCATI			FRA								
	Prima Pramac Racing														
		Runs=1	Total laps=8	Full laps=4											
Run # 1	<i>Front Tyre</i>	Slick-Medium	<i>Rear Tyre</i>	Slick-Medium			Run # 1	<i>Front Tyre</i>	Slick-Medium	<i>Rear Tyre</i>	Slick-Medium				
		8 Laps at start		New Tyre					8 Laps at start		New Tyre				
							1	2'01.022	31.685	24.415	37.428	24.983	206.1		
							2	1'49.042	25.642	23.097	35.729	24.574	342.8		
							3	1'47.721	25.173	22.744	35.371	24.433	342.8		
							4	1'47.630 *	25.082	22.871	35.193	24.484*	342.8		
							5	1'47.574	25.142	22.806	35.273	24.353	342.8		

Fastest Lap: Francesco BAGNAIA Ducati Lenovo Team ITA **1'46.614** 24.879 22.605 35.023 24.107

These data/results cannot be reproduced, stored and/or transmitted in whole or in part by any manner of electronic, mechanical, photocopying, recording, broadcasting or otherwise now known or herein after developed without the previous express consent by the copyright owner, except for reproduction in daily press and regular printed publications on sale to the public within 60 days of the event related to those data/results and always provided that copyright symbol appears together as follows below.
© DORNA, 2022

Official MotoGP Timing by TISSOT
www.motogp.com

Mugello, Saturday, May 28, 2022

Page 2 of 4



Free Practice Nr. 4

MotoGP

Lap	Lap Time	T1	T2	T3	T4	Speed	Lap	Lap Time	T1	T2	T3	T4	Speed	
23rd	40	Darryn BINDER				YAMAHA	RSA	4	1'55.653	28.013	23.859	36.610	27.171	340.6
WithU Yamaha RNF MotoGP Team								PIT	37.524					334.3

Runs=2 Total laps=7 Full laps=4

Run #	1	Front Tyre	Slick-Hard	Rear Tyre	Slick-Medium	
			New Tyre			New Tyre
1	2'06.521	33.310	24.655	37.222	25.100	176.4
2	1'48.846	25.744	23.215	35.381	24.506	342.8
3	1'48.287	25.410	22.951	35.240	24.686	346.1
4	1'48.827	25.423	22.932	35.742	24.730	343.9
5	1'49.198	25.509	22.950	35.853	24.886	342.8
6	59.847 P	29.806				341.7
Run #	2	Front Tyre	Wet-Medium	Rear Tyre	Wet-Medium	
			New Tyre			New Tyre
	PIT	37.306	30.112	45.358	32.773	166.1

24th	87	Remy GARDNER		KTM	AUS
Tech3 KTM Factory Racing					

Runs=1 Total laps=8 Full laps=5

Run #	1	Front Tyre	Slick-Hard	Rear Tyre	Slick-Soft	
			4 Laps at start		4 Laps at start	
1	3'07.942	32.029	25.056	36.780	25.023	201.8
2	1'48.967	25.619	23.058	35.428	24.862	336.4
3	1'49.036	25.589	23.070	35.533	24.844	333.3
4	2'27.694	30.098	40.676	49.455	27.465	331.2
5	2'00.216 P	25.698	23.274	40.102	31.142	335.4
Run #	2	Front Tyre	Wet-Medium	Rear Tyre	Wet-Soft	
			New Tyre			New Tyre
6	2'19.178	36.723	28.084	42.620	31.751	193.8
7	2'02.697	29.685	26.325	39.488	27.199	294.2
8	2'01.773	28.359	26.555	39.542	27.317	323.3

25th	4	Andrea DOVIZIOSO		YAMAHA	ITA
WithU Yamaha RNF MotoGP Team					

Runs=1 Total laps=7 Full laps=3

Run #	1	Front Tyre	Slick-Medium	Rear Tyre	Slick-Medium	
			9 Laps at start		10 Laps at start	
1	2'42.751	32.906	24.487	36.712	25.246	188.4
2	1'50.535	25.839	23.431	36.159	25.106	337.5
3	1'49.611	25.544	23.254	35.790	25.023	336.4
4	1'49.639 *	25.565	23.094	35.622	25.358*	335.4
5	2'00.543 P	25.523	22.946	39.405	32.669	334.3
Run #	2	Front Tyre	Wet-Medium	Rear Tyre	Wet-Soft	
			New Tyre			New Tyre
6	2'15.885	36.131	28.873	42.343	28.538	200.3
7	2'07.565	29.467	27.366	42.702	28.030	326.2

26th	20	Fabio QUARTARARO		YAMAHA	FRA
Monster Energy Yamaha MotoGP					

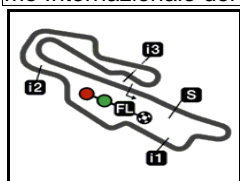
Runs=2 Total laps=5 Full laps=1

Run #	1	Front Tyre	Slick-Hard	Rear Tyre	Slick-Medium	
			New Tyre		New Tyre	
1	3'07.668	31.418	24.719	36.540	25.117	213.4
2	1'47.487 P	25.304	22.757	35.247	24.179	337.5
Run #	2	Front Tyre	Slick-Hard	Rear Tyre	Slick-Medium	
			2 Laps at start		2 Laps at start	
3	1'55.238 *	31.463	23.204	35.725	24.846*	214.7

Fastest Lap: Francesco BAGNAIA Ducati Lenovo Team ITA **1'46.614** 24.879 22.605 35.023 24.107

These data/results cannot be reproduced, stored and/or transmitted in whole or in part by any manner of electronic, mechanical, photocopying, recording, broadcasting or otherwise now known or herein after developed without the previous express consent by the copyright owner, except for reproduction in daily press and regular printed publications on sale to the public within 60 days of the event related to those data/results and always provided that copyright symbol appears together as follows below.
© DORNA, 2022





5245 m.

GRAN PREMIO D'ITALIA OAKLEY

Free Practice Nr. 4

Best Partial Times

MotoGP™

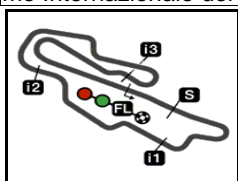
IT Ideal Lap Time, sum of the best partial times

BT Best Lap Time

T1		T2		T3		T4				IT	BT	
Pos	Rider	Time	Rider	Time	Rider	Time	Rider	Time	Pos	Rider	IT	BT
1	F.BAGNAIA	24.879	M.MARQUEZ	22.476	A.RINS	34.854	F.BAGNAIA	24.107	1	F.BAGNAIA	1'46.614	1'46.614 (1)
2	J.MILLER	24.957	M.BEZZECCHI	22.479	B.BINDER	34.926	J.MARTIN	24.275	2	M.BEZZECCHI	1'46.792	1'47.047 (2)
3	M.BEZZECCHI	24.973	A.ESPARGARO	22.603	M.BEZZECCHI	35.006	T.NAKAGAMI	24.327	3	B.BINDER	1'47.010	1'47.243 (7)
4	E.BASTIANINI	24.996	F.BAGNAIA	22.605	F.BAGNAIA	35.023	M.BEZZECCHI	24.334	4	M.MARQUEZ	1'47.075	1'47.075 (3)
5	M.OLIVEIRA	25.009	E.BASTIANINI	22.626	M.MARQUEZ	35.026	A.RINS	24.350	5	A.RINS	1'47.108	1'47.227 (6)
6	B.BINDER	25.025	A.RINS	22.628	A.ESPARGARO	35.083	J.ZARCO	24.353	6	J.MILLER	1'47.140	1'47.149 (5)
7	M.VIÑALES	25.045	P.ESPARGARO	22.631	J.MARTIN	35.099	J.MIR	24.361	7	M.OLIVEIRA	1'47.141	1'47.149 (4)
8	M.MARQUEZ	25.077	M.VIÑALES	22.633	E.BASTIANINI	35.101	M.OLIVEIRA	24.365	8	E.BASTIANINI	1'47.177	1'48.265 (22)
9	J.ZARCO	25.082	M.OLIVEIRA	22.642	F.MORBIDELLI	35.115	J.MILLER	24.369	9	J.MARTIN	1'47.182	1'47.359 (9)
10	A.ESPARGARO	25.104	B.BINDER	22.646	P.ESPARGARO	35.118	F.DI GIANNANTO	24.375	10	A.ESPARGAR	1'47.260	1'47.460 (12)
11	L.MARINI	25.114	F.MORBIDELLI	22.661	M.OLIVEIRA	35.125	M.VIÑALES	24.386	11	M.VIÑALES	1'47.261	1'47.405 (10)
12	J.MIR	25.129	T.NAKAGAMI	22.674	J.MILLER	35.135	A.MARQUEZ	24.408	12	T.NAKAGAMI	1'47.347	1'47.499 (13)
13	F.MORBIDELLI	25.132	J.MARTIN	22.676	T.NAKAGAMI	35.138	B.BINDER	24.413	12	P.ESPARGAR	1'47.347	1'47.347 (8)
14	J.MARTIN	25.132	J.MILLER	22.679	J.ZARCO	35.193	E.BASTIANINI	24.454	14	J.ZARCO	1'47.372	1'47.574 (14)
15	P.ESPARGARO	25.143	J.MIR	22.688	M.VIÑALES	35.197	P.ESPARGARO	24.455	15	F.MORBIDELLI	1'47.417	1'47.439 (11)
16	M.PIRRO	25.158	L.MARINI	22.726	M.PIRRO	35.221	A.ESPARGARO	24.470	16	J.MIR	1'47.551	1'47.623 (15)
17	F.DI GIANNANTO	25.174	J.ZARCO	22.744	R.FERNANDEZ	35.236	M.MARQUEZ	24.496	17	A.MARQUEZ	1'47.705	1'47.715 (16)
18	A.MARQUEZ	25.175	A.MARQUEZ	22.753	D.BINDER	35.240	D.BINDER	24.506	18	F.DI GIANNAN	1'47.787	1'47.978 (19)
19	T.NAKAGAMI	25.208	F.QUARTARARO	22.757	F.QUARTARARO	35.247	F.MORBIDELLI	24.509	19	R.FERNANDEZ	1'47.806	1'47.835 (17)
20	L.SAVADORI	25.212	F.DI GIANNANTO	22.763	L.MARINI	35.337	R.FERNANDEZ	24.524	20	M.PIRRO	1'47.882	1'48.254 (21)
21	R.FERNANDEZ	25.256	R.FERNANDEZ	22.790	L.SAVADORI	35.365	L.SAVADORI	24.646	21	L.MARINI	1'47.885	1'47.929 (18)
22	A.RINS	25.276	M.PIRRO	22.806	A.MARQUEZ	35.369	M.PIRRO	24.697	22	D.BINDER	1'48.088	1'48.287 (23)
23	F.QUARTARARO	25.304	L.SAVADORI	22.871	J.MIR	35.373	L.MARINI	24.708	23	L.SAVADORI	1'48.094	1'48.183 (20)
24	D.BINDER	25.410	D.BINDER	22.932	R.GARDNER	35.428	R.GARDNER	24.844	24	F.QUARTARAR	1'48.425	(-1)

These data/results cannot be reproduced, stored and/or transmitted in whole or in part by any manner of electronic, mechanical, photocopying, recording, broadcasting or otherwise now known or herein after developed without the previous express consent by the copyright owner, except for reproduction in daily press and regular printed publications on sale to the public within 60 days of the event related to those data/results and always provided that copyright symbol appears together as follows below.
© DORNA, 2022





5245 m.

GRAN PREMIO D'ITALIA OAKLEY

Free Practice Nr. 4

Best Partial Times

MotoGP™

IT Ideal Lap Time, sum of the best partial times

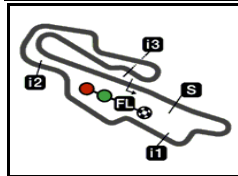
BT Best Lap Time

T1		T2		T3		T4				<i>IT</i>	<i>BT</i>	
<i>Pos</i>	<i>Rider</i>	<i>Time</i>	<i>Rider</i>	<i>Time</i>	<i>Rider</i>	<i>Time</i>	<i>Rider</i>	<i>Time</i>	<i>Pos</i>	<i>Rider</i>		
25	A.DOVIOSIO	25.523	A.DOVIOSIO	22.946	F.DI GIANNANTO	35.475	A.DOVIOSIO	25.023	25	R.GARDNER	1'48.919	1'48.967 (24)
26	R.GARDNER	25.589	R.GARDNER	23.058	A.DOVIOSIO	35.622	F.QUARTARARO	25.117	26	A.DOVIOSIO	1'49.114	1'49.611 (25)

These data/results cannot be reproduced, stored and/or transmitted in whole or in part by any manner of electronic, mechanical, photocopying, recording, broadcasting or otherwise now known or herein after developed without the previous express consent by the copyright owner, except for reproduction in daily press and regular printed publications on sale to the public within 60 days of the event related to those data/results and always provided that copyright symbol appears together as follows below.
© DORNA, 2022

Official MotoGP Timing by **TISSOT**
www.motogp.com





5245 m.

GRAN PREMIO D'ITALIA OAKLEY

Free Practice Nr. 4

Fastest Laps Sequence

<i>Practice Time</i>	 <i>Rider</i>	<i>Nation</i>	<i>Motorcycle</i>	<i>Time</i>	<i>Km/h</i>	<i>Rider's Lap</i>
3'50.064	5 Johann ZARCO	FRA	DUCATI	1'49.042	173.1	2
3'54.430	89 Jorge MARTIN	SPA	DUCATI	1'48.465	174.0	2
3'55.110	72 Marco BEZZECCHI	ITA	DUCATI	1'47.802	175.1	2
4'01.243	43 Jack MILLER	AUS	DUCATI	1'47.527	175.6	2
4'03.329	63 Francesco BAGNAIA	ITA	DUCATI	1'47.322	175.9	2
5'42.157	72 Marco BEZZECCHI	ITA	DUCATI	1'47.047	176.3	3
5'49.943	63 Francesco BAGNAIA	ITA	DUCATI	1'46.614	177.1	3

These data/results cannot be reproduced, stored and/or transmitted in whole or in part by any manner of electronic, mechanical, photocopying, recording, broadcasting or otherwise now known or herein after developed without the previous express consent by the copyright owner, except for reproduction in daily press and regular printed publications on sale to the public within 60 days of the event related to those data/results and always provided that copyright symbol appears together as follows below.

© DORNA, 2022

Official MotoGP Timing by **TISSOT**
www.motogp.com

Mugello, Saturday, May 28, 2022

