


4657 m.

GRAN PREMI MONSTER ENERGY DE CATALUNYA

Free Practice Nr. 3

Classification

10

| |  | Rider | Nation | Team | Motorcycle | Time | Lap Total | Gap | Top Speed |
|----|---|----------------------|--------|-------------------------------|------------|-----------------|-----------|-------------|--------------|
| 1 | 16 | Joe ROBERTS | USA | Italtrans Racing Team | KALEX | 1'44.154 | 3 15 | | 289.5 |
| 2 | 96 | Jake DIXON | GBR | Inde GASGAS Aspar Team | KALEX | 1'44.155 | 3 16 | 0.001 0.001 | 290.3 |
| 3 | 51 | Pedro ACOSTA | SPA | Red Bull KTM Ajo | KALEX | 1'44.157 | 15 18 | 0.003 0.002 | 292.6 |
| 4 | 64 | Bo BENDSNEYDER | NED | Pertamina Mandalika SAG Team | KALEX | 1'44.174 | 3 15 | 0.020 0.017 | 289.5 |
| 5 | 75 | Albert ARENAS | SPA | Inde GASGAS Aspar Team | KALEX | 1'44.208 | 3 15 | 0.054 0.034 | 290.3 |
| 6 | 7 | Barry BALTUS | BEL | RW Racing GP | KALEX | 1'44.214 | 3 14 | 0.060 0.006 | 291.1 |
| 7 | 19 | Lorenzo DALLA PORTA | ITA | Italtrans Racing Team | KALEX | 1'44.290 | 3 15 | 0.136 0.076 | 291.8 |
| 8 | 40 | Aron CANET | SPA | Flexbox HP40 | KALEX | 1'44.299 | 13 15 | 0.145 0.009 | 289.5 |
| 9 | 12 | Filip SALAC | CZE | Gresini Racing Moto2 | KALEX | 1'44.327 | 13 16 | 0.173 0.028 | 291.1 |
| 10 | 22 | Sam LOWES | GBR | Elf Marc VDS Racing Team | KALEX | 1'44.330 | 3 16 | 0.176 0.003 | 288.7 |
| 11 | 23 | Marcel SCHROTTER | GER | Liqui Moly Intact GP | KALEX | 1'44.375 | 3 16 | 0.221 0.045 | 294.2 |
| 12 | 18 | Manuel GONZALEZ | SPA | Yamaha VR46 Master Camp Tea | KALEX | 1'44.376 | 14 16 | 0.222 0.001 | 288.7 |
| 13 | 79 | Ai OGURA | JPN | IDEMITSU Honda Team Asia | KALEX | 1'44.425 | 4 15 | 0.271 0.049 | 292.6 |
| 14 | 13 | Celestino VIETTI | ITA | Mooney VR46 Racing Team | KALEX | 1'44.508 | 14 17 | 0.354 0.083 | 288.0 |
| 15 | 37 | Augusto FERNANDEZ | SPA | Red Bull KTM Ajo | KALEX | 1'44.565 | 16 18 | 0.411 0.057 | 288.7 |
| 16 | 9 | Jorge NAVARRO | SPA | Flexbox HP40 | KALEX | 1'44.645 | 12 17 | 0.491 0.080 | 290.3 |
| 17 | 62 | Stefano MANZI | ITA | Yamaha VR46 Master Camp Tea | KALEX | 1'44.688 | 13 17 | 0.534 0.043 | 288.0 |
| 18 | 14 | Tony ARBOLINO | ITA | Elf Marc VDS Racing Team | KALEX | 1'44.770 | 12 14 | 0.616 0.082 | 292.6 |
| 19 | 35 | Somkiat CHANTRA | THA | IDEMITSU Honda Team Asia | KALEX | 1'44.815 | 4 16 | 0.661 0.045 | 291.8 |
| 20 | 21 | Alonso LOPEZ | SPA | Lightech Speed Up | BOSCOSCURO | 1'44.887 | 5 18 | 0.733 0.072 | 286.4 |
| 21 | 54 | Fermín ALDEGUER | SPA | Lightech Speed Up | BOSCOSCURO | 1'45.032 | 12 17 | 0.878 0.145 | 286.4 |
| 22 | 6 | Cameron BEAUBIER | USA | American Racing | KALEX | 1'45.220 | 8 18 | 1.066 0.188 | 291.8 |
| 23 | 28 | Niccolò ANTONELLI | ITA | Mooney VR46 Racing Team | KALEX | 1'45.421 | 14 17 | 1.267 0.201 | 291.8 |
| 24 | 61 | Alessandro ZACCONE | ITA | Gresini Racing Moto2 | KALEX | 1'45.452 | 13 17 | 1.298 0.031 | 288.0 |
| 25 | 52 | Jeremy ALCOBA | SPA | Liqui Moly Intact GP | KALEX | 1'45.495 | 12 16 | 1.341 0.043 | 290.3 |
| 26 | 42 | Marcos RAMIREZ | SPA | MV Agusta Forward Racing | MV AGUSTA | 1'45.512 | 2 11 | 1.358 0.017 | 287.2 |
| 27 | 55 | Alex TOLEDO | SPA | Pertamina Mandalika SAG Team | KALEX | 1'45.528 | 11 16 | 1.374 0.016 | 287.2 |
| 28 | 24 | Simone CORSI | ITA | MV Agusta Forward Racing | MV AGUSTA | 1'45.618 | 14 17 | 1.464 0.090 | 288.0 |
| 29 | 84 | Zonta VAN DEN GOORBE | NED | RW Racing GP | KALEX | 1'45.862 | 6 11 | 1.708 0.244 | 289.5 |
| 30 | 4 | Sean Dylan KELLY | USA | American Racing | KALEX | 1'46.013 | 17 19 | 1.859 0.151 | 287.2 |
| 31 | 74 | Piotr BIESIEKIRSKI | POL | Pertamina Mandalika SAG EUVIC | KALEX | 1'46.229 | 14 19 | 2.075 0.216 | 286.4 |

Practice condition: **Dry**Air: **28°**Humidity: **53%**Ground: **45°**

| | | | | |
|-----------------------------|--------|-----------------------|-----------------|------------|
| Fastest Lap: | Lap: 3 | Joe ROBERTS | 1'44.154 | 160.9 Km/h |
| Best Race Lap: | 2021 | Raul FERNANDEZ | 1'43.757 | 161.5 Km/h |
| All Time Lap Record: | 2021 | Remy GARDNER | 1'42.977 | 162.8 Km/h |

The results are provisional until the end of the limit for protest and appeals.

Time limit for protest expires 30' after publication of the results - Time:

These data/results cannot be reproduced, stored and/or transmitted in whole or in part by any manner of electronic, mechanical, photocopying, recording, broadcasting or otherwise now known or herein after developed without the previous express consent by the copyright owner, except for reproduction in daily press and regular printed publications on sale to the public within 60 days of the event related to those data/results and always provided that copyright symbol appears together as follows below.

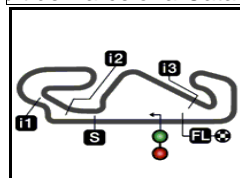
© DORNA, 2022

Official MotoGP Timing by TISSOT
www.motogp.com

Barcelona, Saturday, June 04, 2022

moto2™






4657 m.

GRAN PREMI MONSTER ENERGY DE CATALUNYA

Free Practice Nr. 3

Combined Free Practice Times

11

| |  | Rider | Nation | Team | MOTORCYCLE | FP1 | FP2 | FP3 | Gap |
|----|---|----------------|--------|-------------------------------|------------|-----------------|-------------|--------------------|----------------|
| 1 | 16 | J.ROBERTS | USA | Italtrans Racing Team | KALEX | 1'44.971 | 9 1'44.752 | 15 1'44.154 | 3 |
| 2 | 96 | J.DIXON | GBR | Inde GASGAS Aspar Team | KALEX | 1'44.529 | 15 1'45.192 | 3 1'44.155 | 3 0.001 0.001 |
| 3 | 51 | P.ACOSTA | SPA | Red Bull KTM Ajo | KALEX | 1'44.828 | 13 1'44.937 | 3 1'44.157 | 15 0.003 0.002 |
| 4 | 64 | B.BENDSNEYDE | NED | Pertamina Mandalika SAG Team | KALEX | 1'44.732 | 5 1'45.131 | 3 1'44.174 | 3 0.020 0.017 |
| 5 | 75 | A.ARENAS | SPA | Inde GASGAS Aspar Team | KALEX | 1'44.741 | 8 1'45.194 | 3 1'44.208 | 3 0.054 0.034 |
| 6 | 7 | B.BALTUS | BEL | RW Racing GP | KALEX | 1'45.605 | 4 1'45.752 | 3 1'44.214 | 3 0.060 0.006 |
| 7 | 19 | L.DALLA PORTA | ITA | Italtrans Racing Team | KALEX | 1'45.159 | 12 1'45.010 | 4 1'44.290 | 3 0.136 0.076 |
| 8 | 40 | A.CANET | SPA | Flexbox HP40 | KALEX | 1'44.450 | 12 1'44.861 | 14 1'44.299 | 13 0.145 0.009 |
| 9 | 12 | F.SALAC | CZE | Gresini Racing Moto2 | KALEX | 1'45.286 | 16 1'46.086 | 12 1'44.327 | 13 0.173 0.028 |
| 10 | 22 | S.LOWES | GBR | Elf Marc VDS Racing Team | KALEX | 1'44.575 | 5 1'45.406 | 2 1'44.330 | 3 0.176 0.003 |
| 11 | 23 | M.SCHROTTER | GER | Liqui Moly Intact GP | KALEX | 1'44.745 | 6 1'45.257 | 5 1'44.375 | 3 0.221 0.045 |
| 12 | 18 | M.GONZALEZ | SPA | Yamaha VR46 Master Camp Team | KALEX | 1'45.395 | 12 1'45.548 | 4 1'44.376 | 14 0.222 0.001 |
| 13 | 79 | A.OGURA | JPN | IDEMITSU Honda Team Asia | KALEX | 1'44.919 | 17 1'45.232 | 14 1'44.425 | 4 0.271 0.049 |
| 14 | 37 | A.FERNANDEZ | SPA | Red Bull KTM Ajo | KALEX | 1'44.474 | 12 1'45.088 | 12 1'44.565 | 16 0.320 0.049 |
| 15 | 13 | C.VIETTI | ITA | Mooney VR46 Racing Team | KALEX | 1'44.962 | 13 1'45.426 | 4 1'44.508 | 14 0.354 0.034 |
| 16 | 9 | J.NAVARRO | SPA | Flexbox HP40 | KALEX | 1'45.505 | 13 1'46.202 | 4 1'44.645 | 12 0.491 0.137 |
| 17 | 62 | S.MANZI | ITA | Yamaha VR46 Master Camp Team | KALEX | 1'45.918 | 9 1'45.832 | 5 1'44.688 | 13 0.534 0.043 |
| 18 | 14 | T.ARBOLINO | ITA | Elf Marc VDS Racing Team | KALEX | 1'45.372 | 4 1'45.737 | 12 1'44.770 | 12 0.616 0.082 |
| 19 | 35 | S.CHANTRA | THA | IDEMITSU Honda Team Asia | KALEX | 1'45.424 | 13 1'45.624 | 13 1'44.815 | 4 0.661 0.045 |
| 20 | 21 | A.LOPEZ | SPA | Lightech Speed Up | BOSCOSCURO | 1'44.862 | 10 1'45.087 | 15 1'44.887 | 5 0.708 0.047 |
| 21 | 54 | F.ALDEGUER | SPA | Lightech Speed Up | BOSCOSCURO | 1'45.408 | 16 1'46.594 | 10 1'45.032 | 12 0.878 0.170 |
| 22 | 6 | C.BEAUBIER | USA | American Racing | KALEX | 1'45.878 | 7 1'45.532 | 16 1'45.220 | 8 1.066 0.188 |
| 23 | 28 | N.ANTONELLI | ITA | Mooney VR46 Racing Team | KALEX | 1'46.338 | 16 1'46.859 | 13 1'45.421 | 14 1.267 0.201 |
| 24 | 61 | A.ZACCONE | ITA | Gresini Racing Moto2 | KALEX | 1'46.162 | 16 1'46.440 | 13 1'45.452 | 13 1.298 0.031 |
| 25 | 52 | J.ALCOBA | SPA | Liqui Moly Intact GP | KALEX | 1'46.209 | 17 1'46.198 | 19 1'45.495 | 12 1.341 0.043 |
| 26 | 42 | M.RAMIREZ | SPA | MV Agusta Forward Racing | MV AGUSTA | 1'46.374 | 16 1'46.329 | 3 1'45.512 | 2 1.358 0.017 |
| 27 | 55 | A.TOLEDO | SPA | Pertamina Mandalika SAG Team | KALEX | 1'46.883 | 16 1'46.136 | 3 1'45.528 | 11 1.374 0.016 |
| 28 | 24 | S.CORSI | ITA | MV Agusta Forward Racing | MV AGUSTA | 1'46.745 | 15 1'46.922 | 13 1'45.618 | 14 1.464 0.090 |
| 29 | 84 | Z.VAN DEN GOO | NED | RW Racing GP | KALEX | 1'46.931 | 8 1'46.426 | 7 1'45.862 | 6 1.708 0.244 |
| 30 | 4 | S.KELLY | USA | American Racing | KALEX | 1'47.008 | 21 1'46.735 | 17 1'46.013 | 17 1.859 0.151 |
| 31 | 74 | P.BIESIEKIRSKI | POL | Pertamina Mandalika SAG EUVIC | KALEX | 1'47.667 | 17 1'47.392 | 12 1'46.229 | 14 2.075 0.216 |

| | | | | |
|------------------------------|------|-----------------------|-----------------|------------|
| Pole Position Record: | 2021 | Remy GARDNER | 1'42.977 | 162.8 Km/h |
| Best Race Lap: | 2021 | Raul FERNANDEZ | 1'43.757 | 161.5 Km/h |
| All Time Lap Record: | 2021 | Remy GARDNER | 1'42.977 | 162.8 Km/h |

The results are provisional until the end of the limit for protest and appeals.

Time limit for protest expires 60' after publication of the results - Time:

These data/results cannot be reproduced, stored and/or transmitted in whole or in part by any manner of electronic, mechanical, photocopying, recording, broadcasting or otherwise now known or herein after developed without the previous express consent by the copyright owner, except for reproduction in daily press and regular printed publications on sale to the public within 60 days of the event related to those data/results and always provided that copyright symbol appears together as follows below.

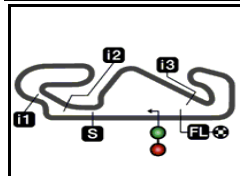
© DORNA, 2022

Official MotoGP Timing by TISSOT
www.motogp.com

Barcelona, Saturday, June 04, 2022







4657 m.

GRAN PREMI MONSTER ENERGY DE CATALUNYA

Free Practice Nr. 3

Top Speed & Average

12



| Rider | Nation | Motorcycle | Top 5 speeds | | | | | Average | Top |
|----------------------------|--------|------------|--------------|-------|-------|-------|-------|---------|-------|
| 23 Marcel SCHROTTER | GER | KALEX | 294.2 | 294.2 | 291.8 | 289.5 | 289.5 | 291.5 | 294.2 |
| 14 Tony ARBOLINO | ITA | KALEX | 292.6 | 291.8 | 291.1 | 290.3 | 289.5 | 290.6 | 292.6 |
| 51 Pedro ACOSTA | SPA | KALEX | 292.6 | 292.6 | 292.6 | 292.6 | 291.8 | 292.4 | 292.6 |
| 79 Ai OGURA | JPN | KALEX | 292.6 | 291.1 | 289.5 | 289.5 | 289.5 | 290.1 | 292.6 |
| 6 Cameron BEAUBIER | USA | KALEX | 291.8 | 290.3 | 288.0 | 288.0 | 285.7 | 288.3 | 291.8 |
| 19 Lorenzo DALLA PORTA | ITA | KALEX | 291.8 | 291.8 | 291.8 | 291.1 | 290.3 | 291.2 | 291.8 |
| 28 Niccolò ANTONELLI | ITA | KALEX | 291.8 | 291.8 | 291.1 | 291.1 | 291.1 | 291.4 | 291.8 |
| 35 Somkiat CHANTRA | THA | KALEX | 291.8 | 291.1 | 289.5 | 288.7 | 288.0 | 289.5 | 291.8 |
| 7 Barry BALTUS | BEL | KALEX | 291.1 | 289.5 | 288.7 | 288.7 | 288.7 | 289.3 | 291.1 |
| 12 Filip SALAC | CZE | KALEX | 291.1 | 290.3 | 289.5 | 289.5 | 289.5 | 289.9 | 291.1 |
| 9 Jorge NAVARRO | SPA | KALEX | 290.3 | 289.5 | 288.7 | 287.2 | 287.2 | 288.0 | 290.3 |
| 52 Jeremy ALCOBA | SPA | KALEX | 290.3 | 289.5 | 289.5 | 288.7 | 288.7 | 289.3 | 290.3 |
| 75 Albert ARENAS | SPA | KALEX | 290.3 | 289.5 | 288.7 | 288.7 | 288.0 | 289.0 | 290.3 |
| 96 Jake DIXON | GBR | KALEX | 290.3 | 289.5 | 288.0 | 288.0 | 287.2 | 288.4 | 290.3 |
| 16 Joe ROBERTS | USA | KALEX | 289.5 | 289.5 | 288.7 | 288.7 | 288.0 | 288.7 | 289.5 |
| 40 Aron CANET | SPA | KALEX | 289.5 | 288.0 | 288.0 | 286.4 | 286.4 | 287.5 | 289.5 |
| 64 Bo BENDSNEYDER | NED | KALEX | 289.5 | 289.5 | 288.0 | 288.0 | 288.0 | 288.6 | 289.5 |
| 84 Zonta VAN DEN GOORBERGH | NED | KALEX | 289.5 | 288.7 | 288.7 | 288.7 | 287.2 | 288.3 | 289.5 |
| 18 Manuel GONZALEZ | SPA | KALEX | 288.7 | 288.7 | 288.7 | 288.7 | 288.0 | 288.6 | 288.7 |
| 22 Sam LOWES | GBR | KALEX | 288.7 | 288.0 | 288.0 | 286.4 | 285.7 | 286.9 | 288.7 |
| 37 Augusto FERNANDEZ | SPA | KALEX | 288.7 | 288.7 | 288.7 | 288.7 | 288.0 | 288.5 | 288.7 |
| 13 Celestino VIETTI | ITA | KALEX | 288.0 | 287.2 | 287.2 | 287.2 | 286.4 | 286.9 | 288.0 |
| 24 Simone CORSI | ITA | MV AGUSTA | 288.0 | 287.2 | 286.4 | 285.7 | 284.9 | 286.2 | 288.0 |
| 61 Alessandro ZACCONE | ITA | KALEX | 288.0 | 288.0 | 286.4 | 285.7 | 285.7 | 286.8 | 288.0 |
| 62 Stefano MANZI | ITA | KALEX | 288.0 | 287.2 | 286.4 | 285.7 | 284.9 | 286.0 | 288.0 |
| 4 Sean Dylan KELLY | USA | KALEX | 287.2 | 285.7 | 284.2 | 284.2 | 283.4 | 284.4 | 287.2 |
| 42 Marcos RAMIREZ | SPA | MV AGUSTA | 287.2 | 286.4 | 285.7 | 284.2 | 283.4 | 285.4 | 287.2 |
| 55 Alex TOLEDO | SPA | KALEX | 287.2 | 286.4 | 286.4 | 285.7 | 284.9 | 285.9 | 287.2 |
| 21 Alonso LOPEZ | SPA | BOSCOSCURO | 286.4 | 285.7 | 284.9 | 284.2 | 283.4 | 284.9 | 286.4 |
| 54 Fermín ALDEGUER | SPA | BOSCOSCURO | 286.4 | 283.4 | 282.7 | 282.7 | 281.9 | 282.5 | 286.4 |
| 74 Piotr BIESIEKIRSKI | POL | KALEX | 286.4 | 284.9 | 284.2 | 284.2 | 283.4 | 284.4 | 286.4 |

These data/results cannot be reproduced, stored and/or transmitted in whole or in part by any manner of electronic, mechanical, photocopying, recording, broadcasting or otherwise now known or herein after developed without the previous express consent by the copyright owner, except for reproduction in daily press and regular printed publications on sale to the public within 60 days of the event related to those data/results and always provided that copyright symbol appears together as follows below.

© DORNA, 2022

Official MotoGP Timing by TISSOT
www.motogp.com



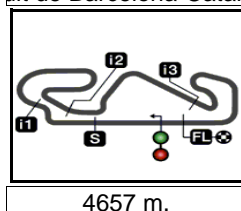
Barcelona, Saturday, June 04, 2022

GRAN PREMI MONSTER ENERGY DE CATALUNYA

Free Practice Nr. 3

Chronological Analysis of Performances

13



4657 m.

* Lap / Sector time cancelled

T1 Time from finish line to 1st intermediate

T3 Time from 2nd intermed. to 3rd intermed.

P Crossing the finish line in pit lane

T2 Time from 1st intermed. to 2nd intermed.

T4 Time from 3rd intermediate to finish line

| Lap | Lap Time | T1 | T2 | T3 | T4 | Speed | Lap | Lap Time | T1 | T2 | T3 | T4 | Speed | |
|------------|-----------------|--|---------------|---------------|---------------|--------------|------------|-----------------|---|---------------|---------------|---------------|--------------|-------|
| 1st | 16 | Joe ROBERTS Italtrans Racing Team USA | | | | | | 8 | 1'44.946 | 18.510 | 32.835 | 21.698 | 31.903 | 292.6 |
| | | Runs=1 | Total laps=15 | Full laps=10 | | | 9 | 1'47.008 | 18.648 | 32.846 | 21.754 | 33.760 | 291.8 | |
| 1 | 2'50.276 | 20.290 | 33.437 | 21.956 | 31.993 | 190.1 | 10 | 1'44.945 | 18.424 | 32.860 | 21.645 | 32.016 | 289.5 | |
| 2 | 1'44.492 | 18.575 | 32.409 | 21.599 | 31.909 | 287.2 | 11 | 1'44.961 | 18.484 | 32.828 | 21.673 | 31.976 | 290.3 | |
| 3 | 1'44.154 | 18.506 | 32.352 | 21.550 | 31.746 | 288.0 | 12 | 1'44.737 P | 18.84* | 34.189 | 22.437* | 29.269 | 288.7 | |
| 4 | 1'50.403 * | 19.30* | 36.256 | 22.511 | 32.328 | 289.5 | 13 | 9'10.076 * | 20.795 | 35.165 | 22.165* | 32.251 | 189.1 | |
| 5 | 1'44.223 | 18.471 | 32.423 | 21.672 | 31.657 | 288.0 | 14 | 1'44.425 | 18.360 | 32.539 | 21.427 | 32.099 | 290.3 | |
| 6 | 1'44.744 | 18.550 | 32.583 | 21.716 | 31.895 | 288.7 | 15 | 1'44.157 | 18.271 | 32.612 | 21.485 | 31.789 | 291.1 | |
| 7 | 1'44.990 | 18.561 | 32.715 | 21.762 | 31.952 | 288.7 | 16 | 1'44.288 | 18.265 | 32.629 | 21.486 | 31.908 | 291.1 | |
| 8 | 1'46.374 P | 18.692 | 33.143 | 22.436 | 32.103 | 289.5 | 17 | 1'44.768 | 18.358 | 32.844 | 21.596 | 31.970 | 290.3 | |
| 9 | 15'12.810 | 22.007 | 33.439 | 22.111 | 32.129 | 154.5 | 18 | 1'53.098 * | 18.993 | 37.808 | 22.852* | 33.445 | 290.3 | |
| 10 | 1'45.094 | 18.672 | 32.770 | 21.691 | 31.961 | 281.9 | | | | | | | | |
| 11 | 1'45.003 | 18.654 | 32.657 | 21.826 | 31.866 | 283.4 | 4th | 64 | Bo BENDSNEYDER Pertamina Mandalika NED | | | | | |
| 12 | 1'44.747 | 18.608 | 32.656 | 21.730 | 31.753 | 285.7 | | | Runs=1 | Total laps=15 | Full laps=10 | | | |
| 13 | 1'44.643 | 18.564 | 32.588 | 21.638 | 31.853 | 286.4 | 1 | 2'45.041 | 20.157 | 34.222 | 22.353 | 32.860 | 185.2 | |
| 14 | 1'45.387 * | 18.525 | 32.797 | 21.971 | 32.094* | 287.2 | 2 | 1'47.284 * | 18.84* | 34.117 | 22.209 | 32.116 | 288.0 | |
| 15 | 1'44.820 | 18.615 | 32.654 | 21.686 | 31.865 | 283.4 | 3 | 1'44.174 | 18.507 | 32.563 | 21.542 | 31.562 | 289.5 | |
| | | | | | | | 4 | 1'44.310 | 18.481 | 32.459 | 21.544 | 31.826 | 288.0 | |
| 2nd | 96 | Jake DIXON Inde GASGAS Aspar GBR | | | | | | 5 | 1'44.787 | 18.556 | 32.538 | 21.574 | 32.119 | 289.5 |
| | | Runs=1 | Total laps=16 | Full laps=10 | | | 6 | 1'45.027 | 18.602 | 32.704 | 21.764 | 31.957 | 288.0 | |
| 1 | 2'11.041 | 22.388 | 33.524 | 28.177 | 35.182 | 171.4 | 7 | 1'53.126 P | 18.527 | 32.687 | 25.507 | 36.405 | 284.9 | |
| 2 | 1'44.387 | 18.525 | 32.512 | 21.466 | 31.884 | 287.2 | 8 | 15'29.890 | 20.582 | 33.463 | 22.062 | 33.083 | 164.1 | |
| 3 | 1'44.155 | 18.367 | 32.582 | 21.595 | 31.611 | 288.0 | 9 | 1'45.503 | 18.700 | 32.835 | 21.919 | 32.049 | 281.9 | |
| 4 | 1'44.292 * | 18.414 | 32.573 | 21.565 | 31.740* | 288.0 | 10 | 1'45.328 | 18.692 | 32.775 | 21.801 | 32.060 | 282.7 | |
| 5 | 1'44.557 | 18.512 | 32.533 | 21.671 | 31.841 | 286.4 | 11 | 1'45.329 | 18.631 | 32.767 | 21.809 | 32.122 | 282.7 | |
| 6 | 1'44.742 | 18.508 | 32.614 | 21.639 | 31.981 | 286.4 | 12 | 1'45.341 | 18.627 | 32.833 | 21.813 | 32.068 | 281.9 | |
| 7 | 1'49.554 | 18.571 | 32.753 | 25.452 | 32.778 | 284.2 | 13 | 1'49.022 * | 18.650 | 33.648* | 24.331 | 32.393 | 283.4 | |
| 8 | 1'44.624 | 18.548 | 32.638 | 21.588 | 31.850 | 287.2 | 14 | 1'45.486 | 18.505 | 32.873 | 21.881 | 32.227 | 286.4 | |
| 9 | 1'44.764 * | 18.486 | 32.723* | 21.632 | 31.923 | 286.4 | 15 | 1'54.707 | 19.426 | 38.057 | 23.654 | 33.570 | 282.7 | |
| 10 | 1'44.808 | 18.573 | 32.695 | 21.590 | 31.950 | 284.9 | | | | | | | | |
| 11 | 1'50.706 P | 20.53* | 36.399 | 23.986 | 29.790 | 285.7 | 5th | 75 | Albert ARENAS Inde GASGAS Aspar SPA | | | | | |
| 12 | 13'18.802 | 25.979 | 34.206 | 22.135 | 32.400 | 131.3 | | | Runs=1 | Total laps=15 | Full laps=9 | | | |
| 13 | 1'47.187 * | 18.80* | 34.623 | 21.593 | 32.168 | 285.7 | 1 | 2'45.310 | 19.550 | 33.864 | 22.468 | 36.662 | 193.5 | |
| 14 | 1'44.206 | 18.401 | 32.525 | 21.505 | 31.775 | 289.5 | 2 | 1'44.870 * | 18.607 | 32.722 | 21.762* | 31.779* | 290.3 | |
| 15 | 1'44.811 | 18.515 | 32.675 | 21.609 | 32.012 | 290.3 | 3 | 1'44.208 | 18.541 | 32.548 | 21.590 | 31.529 | 288.7 | |
| 16 | 1'44.517 | 18.434 | 32.667 | 21.574 | 31.842 | 285.7 | 4 | 1'44.845 | 18.754 | 32.598 | 21.696 | 31.797 | 274.8 | |
| | | | | | | | 5 | 1'44.518 | 18.549 | 32.666 | 21.516 | 31.787 | 288.0 | |
| 3rd | 51 | Pedro ACOSTA Red Bull KTM Ajo SPA | | | | | | 6 | 1'45.117 | 18.693 | 32.690 | 21.746 | 31.988 | 282.7 |
| | | Runs=1 | Total laps=18 | Full laps=12 | | | 7 | 1'44.922 | 18.609 | 32.692 | 21.792 | 31.829 | 284.2 | |
| 1 | 2'36.638 | 23.995 | 37.122 | 22.788 | 33.207 | 143.4 | 8 | 1'48.610 * | 20.59* | 34.443 | 21.642 | 31.930 | 288.7 | |
| 2 | 1'45.511 | 18.650 | 32.975 | 21.743 | 32.143 | 290.3 | 9 | 1'42.279 P | 18.46* | 33.331 | 21.725 | 28.761 | 289.5 | |
| 3 | 1'53.010 * | 18.486 | 35.329 | 24.307* | 34.888 | 291.1 | 10 | 15'17.719 | 19.216 | 33.899 | 22.298 | 32.402 | 175.0 | |
| 4 | 1'44.766 | 18.441 | 32.807 | 21.534 | 31.984 | 292.6 | 11 | 1'45.788 * | 18.778 | 32.960 | 21.939 | 32.111* | 283.4 | |
| 5 | 1'45.001 | 18.443 | 32.844 | 21.626 | 32.088 | 292.6 | 12 | 1'44.941 | 18.595 | 32.773 | 21.669 | 31.904 | 284.9 | |
| 6 | 1'47.165 * | 18.34* | 34.553 | 22.077 | 32.186 | 292.6 | 13 | 1'44.858 | 18.558 | 32.702 | 21.655 | 31.943 | 284.9 | |
| 7 | 1'44.907 | 18.611 | 32.806 | 21.630 | 31.860 | 283.4 | 14 | 1'49.590 | 18.683 | 32.706 | 23.613 | 34.588 | 285.7 | |

Fastest Lap: Joe ROBERTS Italtrans Racing Team USA **1'44.154** 18.506 32.352 21.550 31.746

These data/results cannot be reproduced, stored and/or transmitted in whole or in part by any manner of electronic, mechanical, photocopying, recording, broadcasting or otherwise now known or herein after developed without the previous express consent by the copyright owner, except for reproduction in daily press and regular printed publications on sale to the public within 60 days of the event related to those data/results and always provided that copyright symbol appears together as follows below.
© DORNA, 2022

Free Practice Nr. 3

Moto2

| Lap | Lap Time | T1 | T2 | T3 | T4 | Speed | Lap | Lap Time | T1 | T2 | T3 | T4 | Speed |
|--|-----------------|---------------|---------------|---------------|---------------|--------------|---|-----------------|---------------|---------------|----------------|---------------|--------------|
| 6th 7 Barry BALTUS RW Racing GP BEL | | | | | | | 9th 12 Filip SALAC Gresini Racing Moto2 CZE | | | | | | |
| Runs=1 Total laps=14 Full laps=8 | | | | | | | Runs=1 Total laps=16 Full laps=7 | | | | | | |
| 1 | 2'11.203 | 21.822 | 34.567 | 24.775 | 38.991 | 144.0 | 1 | 2'37.423 | 20.689 | 35.928 | 23.998 | 38.493 | 180.9 |
| 2 | 1'44.667 | 18.573 | 32.619 | 21.655 | 31.820 | 291.1 | 2 | 1'52.226 * | 18.819 | 33.275 | 21.979 | 38.153* | 291.1 |
| 3 | 1'44.214 | 18.488 | 32.482 | 21.579 | 31.665 | 288.7 | 3 | 1'45.162 | 18.711 | 32.770 | 21.684 | 31.997 | 282.7 |
| 4 | 1'44.632 | 18.428 | 32.592 | 21.770 | 31.842 | 288.7 | 4 | 1'44.794 | 18.501 | 32.661 | 21.767 | 31.865 | 289.5 |
| 5 | 1'44.790 | 18.503 | 32.610 | 21.737 | 31.940 | 288.0 | 5 | 1'46.649 * | 18.43* | 33.685 | 21.705 | 32.824 | 289.5 |
| 6 | 1'45.070 * | 18.01* | 32.922 | 21.923 | 32.209 | 289.5 | 6 | 1'46.511 * | 18.591 | 32.874 | 21.755 | 33.291* | 289.5 |
| 7 | 1'45.443 | 18.573 | 32.805 | 21.868 | 32.197 | 286.4 | 7 | 1'45.310 * | 18.606 | 32.834 | 21.688* | 32.182 | 282.7 |
| 8 | 1'45.419 P | 18.731* | 34.295 | 22.375 | 30.011 | 285.7 | 8 | 1'48.727 * | 18.30* | 33.444 | 21.909 | 35.071* | 287.2 |
| 9 | 16'48.727 * | 22.465 | 36.581 | 25.291 | 37.360* | 139.3 | 9 | 1'45.457 | 18.556 | 33.032 | 21.717 | 32.152 | 288.7 |
| 10 | 1'45.042 * | 18.674 | 32.686 | 21.675* | 32.007 | 288.7 | 10 | 1'46.365 P | 18.674 | 33.008 | 21.927 | 32.756 | 289.5 |
| 11 | 1'45.248 | 18.708 | 32.793 | 21.691 | 32.056 | 284.9 | 11 | 12'35.273 * | 18.480 | 36.510 | 22.269 | 32.204* | 190.4 |
| 12 | 1'45.866 | 18.611 | 33.152 | 21.832 | 32.271 | 284.9 | 12 | 1'44.435 | 18.544 | 32.529 | 21.580 | 31.782 | 286.4 |
| 13 | 1'45.042 | 18.565 | 32.776 | 21.640 | 32.061 | 284.9 | 13 | 1'44.327 | 18.395 | 32.630 | 21.540 | 31.762 | 290.3 |
| 14 | 1'48.142 * | 18.635 | 32.965 | 22.491 | 34.051* | 287.2 | 14 | 1'44.649 | 18.384 | 32.615 | 21.681 | 31.969 | 285.7 |
| | | | | | | | 15 | 1'45.221 | 18.492 | 32.785 | 21.687 | 32.257 | 288.0 |
| | | | | | | | 16 | 1'47.521 * | 18.614 | 32.859 | 21.678 | 34.370* | 285.7 |
| 7th 19 Lorenzo DALLA PO Italtrans Racing Team ITA | | | | | | | 10th 22 Sam LOWES Elf Marc VDS Racing GBR | | | | | | |
| Runs=1 Total laps=15 Full laps=10 | | | | | | | Runs=1 Total laps=16 Full laps=11 | | | | | | |
| 1 | 2'51.006 | 19.948 | 33.789 | 21.905 | 32.181 | 191.8 | 1 | 3'02.050 | 21.333 | 34.732 | 22.084 | 31.894 | 151.2 |
| 2 | 1'44.479 | 18.548 | 32.606 | 21.601 | 31.724 | 291.8 | 2 | 1'44.355 | 18.469 | 32.620 | 21.668 | 31.598 | 288.0 |
| 3 | 1'44.290 | 18.415 | 32.606 | 21.521 | 31.748 | 291.8 | 3 | 1'44.330 | 18.382 | 32.611 | 21.674 | 31.663 | 288.7 |
| 4 | 1'49.725 * | 18.83 * | 36.040 | 22.519 | 32.335 | 291.1 | 4 | 1'44.595 * | 18.350 | 32.743 | 21.734 | 31.768* | 288.0 |
| 5 | 1'44.303 | 18.489 | 32.544 | 21.594 | 31.676 | 291.8 | 5 | 1'50.806 | 22.204 | 33.995 | 22.269 | 32.338 | 191.4 |
| 6 | 1'44.729 | 18.479 | 32.686 | 21.673 | 31.891 | 289.5 | 6 | 1'45.087 | 18.562 | 32.827 | 21.743 | 31.955 | 284.9 |
| 7 | 1'44.990 | 18.555 | 32.692 | 21.728 | 32.015 | 288.0 | 7 | 1'45.342 | 18.517 | 33.027 | 21.804 | 31.994 | 285.7 |
| 8 | 1'56.727 P | 18.683 | 36.038 | 27.117 | 34.889 | 288.0 | 8 | 1'45.363 * | 18.569 | 32.942* | 21.842* | 32.010 | 285.7 |
| 9 | 15'05.021 | 21.675 | 33.906 | 22.205 | 32.129 | 152.3 | 9 | 1'45.284 | 18.541 | 32.994 | 21.816 | 31.933 | 284.9 |
| 10 | 1'45.048 | 18.655 | 32.856 | 21.635 | 31.902 | 284.9 | 10 | 1'50.062 P | 21.338 | 35.329 | 22.899 | 30.496 | 254.7 |
| 11 | 1'45.797 * | 18.28* | 33.733 | 21.830 | 31.950 | 289.5 | 11 | 13'40.548 | 21.520 | 34.401 | 22.433 | 32.362 | 158.3 |
| 12 | 1'44.573 | 18.424 | 32.752 | 21.667 | 31.730 | 289.5 | 12 | 1'45.748 | 18.662 | 33.117 | 21.944 | 32.025 | 283.4 |
| 13 | 1'44.571 | 18.412 | 32.733 | 21.669 | 31.757 | 290.3 | 13 | 1'45.317 | 18.520 | 33.004 | 21.776 | 32.017 | 284.9 |
| 14 | 1'44.943 | 18.429 | 32.831 | 21.677 | 32.006 | 289.5 | 14 | 1'45.450 | 18.576 | 32.963 | 21.840 | 32.071 | 286.4 |
| 15 | 1'44.730 | 18.446 | 32.701 | 21.608 | 31.975 | 290.3 | 15 | 1'45.522 | 18.515 | 32.993 | 21.892 | 32.122 | 285.7 |
| 8th 40 Aron CANET Flexbox HP40 SPA | | | | | | | 11th 23 Marcel SCHROTTE Liqui Moly Intact GP GER | | | | | | |
| Runs=3 Total laps=15 Full laps=7 | | | | | | | Runs=2 Total laps=16 Full laps=8 | | | | | | |
| 1 | 2'44.709 | 18.890 | 33.331 | 22.037 | 37.477 | 199.2 | 1 | 2'33.446 | 21.714 | 35.192 | 22.883 | 39.994 | 195.6 |
| 2 | 1'45.006 | 18.829 | 32.649 | 21.709 | 31.819 | 284.9 | 2 | 1'49.146 | 18.642 | 32.686 | 21.723 | 36.095 | 289.5 |
| 3 | 1'44.557 | 18.452 | 32.496 | 21.759 | 31.850 | 285.7 | 3 | 1'44.375 | 18.543 | 32.615 | 21.564 | 31.653 | 294.2 |
| 4 | 1'44.624 | 18.540 | 32.556 | 21.640 | 31.888 | 286.4 | 4 | 1'53.343 * | 18.478 | 32.428 | 23.202* | 39.235 | 287.2 |
| 5 | 1'44.742 * | 18.476 | 32.565 | 21.687 | 32.014* | 286.4 | 5 | 1'44.716 | 18.496 | 32.547 | 21.510 | 32.163 | 291.8 |
| 6 | 1'57.911 | 18.606 | 41.695 | 25.288 | 32.322 | 285.7 | 6 | 1'47.733 P | 21.84* | 35.693 | 21.783* | 28.413 | 294.2 |
| 7 | 1'48.726 P | 18.488 | 32.718 | 22.383 | 35.137 | 288.0 | 7 | 5'35.691 | 22.859 | 35.276 | 21.966 | 31.978 | 151.2 |
| 8 | 9'36.758 | 19.568 | 33.204 | 21.989 | 32.253 | 192.1 | 8 | 1'44.837 * | 18.411 | 32.598 | 21.685* | 32.143* | 288.0 |
| 9 | 1'45.263 | 18.761 | 32.771 | 21.784 | 31.947 | 281.2 | 9 | 1'44.832 | 18.587 | 32.716 | 21.575 | 31.954 | 285.7 |
| 10 | 1'44.811 | 18.535 | 32.655 | 21.676 | 31.945 | 284.2 | 10 | 1'45.166 * | 18.530 | 32.717 | 21.801 | 32.118* | 286.4 |
| 11 | 1'44.371 P | 18.26* | 33.481 | 22.324 | 30.304 | 284.2 | 11 | 1'45.227 P | 19.08* | 34.509 | 22.390 | 29.240 | 285.7 |
| 12 | 6'44.335 | 18.440 | 39.909 | 21.741 | 32.069 | 200.0 | 12 | 9'43.026 | 25.743 | 34.164 | 22.212 | 32.413 | 176.1 |
| 13 | 1'44.299 | 18.447 | 32.433 | 21.703 | 31.716 | 288.0 | 13 | 1'45.203 | 18.557 | 32.971 | 21.712 | 31.963 | 287.2 |
| 14 | 1'44.338 * | 18.408 | 32.514 | 21.629 | 31.787* | 286.4 | 14 | 1'44.806 | 18.472 | 32.787 | 21.693 | 31.854 | 288.0 |
| 15 | 1'51.356 P | 18.479 | 32.618 | 22.072 | 38.187 | 289.5 | 15 | 1'46.464 | 18.584 | 33.916 | 21.941 | 32.023 | 289.5 |
| | | | | | | | 16 | 1'44.976 | 18.477 | 32.723 | 21.756 | 32.020 | 289.5 |

Fastest Lap: Joe ROBERTS Italtrans Racing Team USA **1'44.154** 18.506 32.352 21.550 31.746

These data/results cannot be reproduced, stored and/or transmitted in whole or in part by any manner of electronic, mechanical, photocopying, recording, broadcasting or otherwise now known or herein after developed without the previous express consent by the copyright owner, except for reproduction in daily press and regular printed publications on sale to the public within 60 days of the event related to those data/results and always provided that copyright symbol appears together as follows below.
© DORNA, 2022

Official MotoGP Timing by TISSOT
www.motogp.com

Barcelona, Saturday, June 04, 2022

Page 2 of 6



Free Practice Nr. 3

Moto2

| Lap | Lap Time | T1 | T2 | T3 | T4 | Speed | Lap | Lap Time | T1 | T2 | T3 | T4 | Speed |
|---|-------------|--------|--------|---------|---------|-------|--|------------|--------|--------|---------|--------|-------|
| 12th 18 Manuel GONZALEZ Yamaha VR46 Master SPA Runs=2 Total laps=16 Full laps=10 | | | | | | | 17 | 1'44.744 | 18.384 | 32.678 | 21.725 | 31.957 | 288.0 |
| 1 | 2'03.895 | 19.789 | 33.801 | 22.337 | 32.574 | 194.5 | 15th 37 Augusto FERNAND Red Bull KTM Ajo SPA Runs=1 Total laps=18 Full laps=14 | | | | | | |
| 2 | 1'49.128 | 18.805 | 32.961 | 22.033 | 35.329 | 283.4 | 1 | 2'43.030 | 24.320 | 36.366 | 23.048 | 40.299 | 131.2 |
| 3 | 1'45.065 | 18.507 | 32.883 | 21.759 | 31.916 | 288.0 | 2 | 1'48.966 | 18.900 | 33.157 | 22.129 | 34.780 | 284.9 |
| 4 | 1'46.135 | 18.667 | 32.824 | 21.829 | 32.815 | 281.9 | 3 | 1'45.139 | 18.642 | 32.938 | 21.760 | 31.799 | 288.7 |
| 5 | 1'44.952 | 18.516 | 32.757 | 21.776 | 31.903 | 288.7 | 4 | 1'44.605 | 18.514 | 32.547 | 21.649 | 31.895 | 288.7 |
| 6 | 1'42.101 P | 18.531 | 33.075 | 21.953 | 28.542 | 287.2 | 5 | 1'45.089 | 18.601 | 32.698 | 21.806 | 31.984 | 288.7 |
| 7 | 7'06.111 | 20.368 | 33.854 | 22.821 | 35.382 | 185.5 | 6 | 1'45.018 | 18.497 | 32.719 | 21.744 | 32.058 | 288.0 |
| 8 | 1'45.414 * | 18.685 | 32.899 | 21.793* | 32.037* | 286.4 | 7 | 1'44.969 | 18.565 | 32.678 | 21.817 | 31.909 | 285.7 |
| 9 | 1'44.876 | 18.585 | 32.720 | 21.650 | 31.921 | 283.4 | 8 | 1'44.901 | 18.482 | 32.768 | 21.733 | 31.918 | 286.4 |
| 10 | 1'44.874 | 18.500 | 32.641 | 21.725 | 32.008 | 284.2 | 9 | 1'47.564 * | 18.645 | 33.355 | 21.861* | 33.703 | 287.2 |
| 11 | 1'41.906 P | 18.553 | 32.684 | 21.716 | 28.953 | 283.4 | 10 | 1'44.685 | 18.535 | 32.663 | 21.720 | 31.767 | 287.2 |
| 12 | 8'12.323 | 19.738 | 34.311 | 23.449 | 41.923 | 183.9 | 11 | 1'45.128 | 18.553 | 32.876 | 21.742 | 31.957 | 288.7 |
| 13 | 1'49.024 | 18.533 | 33.167 | 22.086 | 35.238 | 288.7 | 12 | 1'40.221 P | 18.507 | 32.699 | 21.698 | 27.317 | 288.0 |
| 14 | 1'44.376 | 18.409 | 32.558 | 21.595 | 31.814 | 288.7 | 13 | 9'24.198 | 18.905 | 33.610 | 21.971 | 31.964 | 190.1 |
| 15 | 1'52.209 | 18.464 | 32.744 | 23.517 | 37.484 | 286.4 | 14 | 1'44.591 | 18.547 | 32.670 | 21.555 | 31.819 | 284.2 |
| 16 | 1'44.772 | 18.387 | 32.687 | 21.698 | 32.000 | 288.7 | 15 | 1'44.850 | 18.452 | 32.623 | 21.590 | 32.185 | 287.2 |
| 13th 79 Ai OGURA IDEMITSU Honda Te JPN Runs=2 Total laps=15 Full laps=8 | | | | | | | 16 | 1'44.565 | 18.437 | 32.605 | 21.591 | 31.932 | 285.7 |
| 1 | 2'56.435 | 20.105 | 34.156 | 22.417 | 32.352 | 186.5 | 17 | 1'44.824 | 18.385 | 32.716 | 21.567 | 32.156 | 287.2 |
| 2 | 1'45.028 | 18.581 | 32.781 | 21.773 | 31.893 | 288.7 | 18 | 1'44.762 | 18.455 | 32.726 | 21.615 | 31.966 | 287.2 |
| 3 | 1'44.545 | 18.368 | 32.645 | 21.789 | 31.743 | 289.5 | 16th 9 Jorge NAVARRO Flexbox HP40 SPA Runs=1 Total laps=17 Full laps=13 | | | | | | |
| 4 | 1'44.425 | 18.326 | 32.588 | 21.658 | 31.853 | 289.5 | 1 | 2'38.114 | 19.563 | 36.015 | 27.246 | 38.190 | 187.1 |
| 5 | 1'44.888 * | 18.318 | 32.808 | 21.738 | 32.024* | 291.1 | 2 | 1'45.625 | 18.705 | 33.012 | 21.699 | 32.209 | 284.2 |
| 6 | 1'44.967 * | 18.353 | 32.764 | 21.795 | 32.055* | 289.5 | 3 | 1'54.170 | 18.495 | 33.662 | 25.050 | 36.963 | 284.2 |
| 7 | 1'48.195 | 18.700 | 34.306 | 22.472 | 32.717 | 292.6 | 4 | 1'45.473 | 18.663 | 32.898 | 21.833 | 32.079 | 286.4 |
| 8 | 1'48.723 P | 18.514 | 33.179 | 23.405 | 33.625 | 289.5 | 5 | 1'45.593 | 18.530 | 33.001 | 21.794 | 32.268 | 287.2 |
| 9 | 15'58.602 * | 33.944 | 38.431 | 22.431 | 32.347* | | 6 | 1'45.572 | 18.635 | 32.894 | 21.772 | 32.271 | 287.2 |
| 10 | 1'45.029 * | 18.515 | 32.778 | 21.817* | 31.919 | 288.0 | 7 | 1'50.217 | 18.588 | 34.045 | 22.015 | 35.569 | 286.4 |
| 11 | 1'44.438 | 18.285 | 32.576 | 21.764 | 31.813 | 289.5 | 8 | 1'46.201 | 18.597 | 33.165 | 21.911 | 32.528 | 288.7 |
| 12 | 1'45.105 | 18.349 | 32.698 | 21.789 | 32.269 | 288.0 | 9 | 1'47.353 P | 19.14* | 35.304 | 22.687 | 30.216 | 287.2 |
| 13 | 1'44.539 | 18.321 | 32.671 | 21.700 | 31.847 | 289.5 | 10 | 12'01.549 | 19.283 | 33.451 | 21.862 | 32.305 | 188.1 |
| 14 | 1'44.692 | 18.371 | 32.625 | 21.672 | 32.024 | 288.7 | 11 | 1'44.673 | 18.496 | 32.742 | 21.651 | 31.784 | 285.7 |
| 15 | 2'13.596 P | 18.327 | 45.671 | 26.606 | 42.992 | 288.7 | 12 | 1'44.645 | 18.445 | 32.774 | 21.600 | 31.826 | 287.2 |
| 14th 13 Celestino VIETTI Mooney VR46 Racing ITA Runs=1 Total laps=17 Full laps=13 | | | | | | | 13 | 1'44.828 | 18.453 | 32.803 | 21.624 | 31.948 | 287.2 |
| 1 | 2'36.699 | 23.768 | 37.118 | 22.824 | 33.027 | 141.7 | 14 | 1'45.025 | 18.459 | 32.886 | 21.707 | 31.973 | 286.4 |
| 2 | 1'45.517 | 18.748 | 32.914 | 21.813 | 32.042 | 285.7 | 15 | 1'55.722 * | 19.74* | 39.519 | 24.023 | 32.431 | 289.5 |
| 3 | 1'58.811 | 18.560 | 36.701 | 22.636 | 40.914 | 286.4 | 16 | 1'46.201 | 18.460 | 32.987 | 22.262 | 32.492 | 290.3 |
| 4 | 1'44.597 | 18.454 | 32.546 | 21.602 | 31.995 | 285.7 | 17 | 1'45.048 | 18.482 | 32.841 | 21.688 | 32.037 | 287.2 |
| 5 | 1'44.830 | 18.595 | 32.629 | 21.765 | 31.841 | 284.9 | 17th 62 Stefano MANZI Yamaha VR46 Master ITA Runs=1 Total laps=17 Full laps=9 | | | | | | |
| 6 | 1'45.078 | 18.601 | 32.739 | 21.685 | 32.053 | 284.9 | 1 | 2'31.165 | 29.334 | 34.811 | 22.246 | 39.097 | 99.6 |
| 7 | 1'45.045 | 18.469 | 32.794 | 21.803 | 31.979 | 285.7 | 2 | 1'45.561 | 18.850 | 32.946 | 21.887 | 31.878 | 284.9 |
| 8 | 1'45.155 * | 18.460 | 32.839 | 21.866 | 31.990* | 281.9 | 3 | 1'45.119 | 18.596 | 32.732 | 21.841 | 31.950 | 284.2 |
| 9 | 1'45.259 | 18.544 | 32.858 | 21.746 | 32.111 | 285.7 | 4 | 1'45.030 * | 18.551 | 32.735 | 21.880* | 31.864 | 284.2 |
| 10 | 1'44.936 | 18.485 | 32.730 | 21.773 | 31.948 | 287.2 | 5 | 1'44.837 | 18.455 | 32.828 | 21.672 | 31.882 | 284.9 |
| 11 | 1'52.067 P | 19.93* | 39.231 | 23.561 | 29.342 | 286.4 | 6 | 2'11.083 * | 20.62* | 37.141 | 26.138 | 47.179 | 284.2 |
| 12 | 10'58.276 | 18.254 | 34.102 | 22.134 | 32.190 | 197.0 | 7 | 1'46.788 * | 18.897 | 33.095 | 22.522* | 32.274 | 286.4 |
| 13 | 1'52.033 | 18.410 | 35.798 | 22.000 | 35.825 | 286.4 | 8 | 1'45.583 | 18.755 | 32.922 | 21.806 | 32.100 | 287.2 |
| 14 | 1'44.508 | 18.412 | 32.520 | 21.656 | 31.920 | 286.4 | 9 | 1'45.147 | 18.527 | 32.816 | 21.727 | 32.077 | 284.9 |
| 15 | 1'44.640 | 18.428 | 32.618 | 21.692 | 31.902 | 287.2 | 10 | 1'52.995 P | 20.42* | 36.003 | 25.324 | 31.248 | 284.2 |
| 16 | 1'44.651 | 18.421 | 32.633 | 21.702 | 31.895 | 287.2 | 11 | 12'05.484 | 25.724 | 35.891 | 22.468 | 32.290 | 109.5 |

Fastest Lap: Joe ROBERTS Italtrans Racing Team USA 1'44.154 18.506 32.352 21.550 31.746

These data/results cannot be reproduced, stored and/or transmitted in whole or in part by any manner of electronic, mechanical, photocopying, recording, broadcasting or otherwise now known or herein after developed without the previous express consent by the copyright owner, except for reproduction in daily press and regular printed publications on sale to the public within 60 days of the event related to those data/results and always provided that copyright symbol appears together as follows below.
© DORNA, 2022

Official MotoGP Timing by TISSOT
www.motogp.com

Barcelona, Saturday, June 04, 2022

Page 3 of 6

moto2



Free Practice Nr. 3

Moto2

| Lap | Lap Time | T1 | T2 | T3 | T4 | Speed | Lap | Lap Time | T1 | T2 | T3 | T4 | Speed |
|-----|-----------------|--------|---------------|---------|---------------|--------------|-----|-----------------|---------------|--------|---------|---------|--------------|
| 12 | 1'44.937 | 18.626 | 32.758 | 21.696 | 31.857 | 282.7 | 12 | 6'45.050 | 21.346 | 34.299 | 22.075 | 32.350 | 152.5 |
| 13 | 1'44.688 | 18.524 | 32.573 | 21.681 | 31.910 | 284.2 | 13 | 1'45.508 | 18.719 | 32.908 | 21.859 | 32.022 | 280.5 |
| 14 | 1'53.122 * | 18.484 | 32.766 | 27.660* | 34.212 | 284.2 | 14 | 1'46.654 P | 18.637 | 34.174 | 23.045 | 30.798 | 280.5 |
| 15 | 1'52.346 | 18.527 | 33.045 | 21.839 | 38.935 | 284.2 | 15 | 5'45.849 | 20.811 | 34.699 | 22.551 | 31.959 | 183.9 |
| 16 | 1'45.636 * | 18.566 | 32.870 | 21.776* | 32.424 | 288.0 | 16 | 1'59.124 * | 18.467 | 45.901 | 22.349* | 32.407 | 284.2 |
| 17 | 1'56.760 | 18.627 | 38.838 | 24.241 | 35.054 | 285.7 | 17 | 1'46.362 * | 18.31* | 33.106 | 22.278 | 32.664 | 286.4 |
| | | | | | | | 18 | 1'44.942 * | 18.557 | 32.680 | 21.800 | 31.905* | 284.9 |

18th 14 Tony ARBOLINO Elf Marc VDS Racing ITA

| Runs=1 | Total laps=14 | Full laps=11 | | | | |
|--------|-----------------|---------------|---------------|---------------|---------------|--------------|
| 1 | 2'43.851 | 22.676 | 37.417 | 22.773 | 39.638 | 165.3 |
| 2 | 1'47.265 | 18.785 | 32.818 | 22.168 | 33.494 | 289.5 |
| 3 | 1'44.991 | 18.514 | 32.808 | 21.757 | 31.912 | 290.3 |
| 4 | 1'45.007 | 18.361 | 32.728 | 21.761 | 32.157 | 291.1 |
| 5 | 1'44.852 | 18.495 | 32.763 | 21.625 | 31.969 | 292.6 |
| 6 | 1'47.009 | 18.588 | 32.776 | 22.200 | 33.445 | 291.8 |
| 7 | 1'45.693 | 18.754 | 33.043 | 21.839 | 32.057 | 289.5 |
| 8 | 1'47.821 P | 18.872 | 35.224 | 22.336 | 31.389 | 289.5 |
| 9 | 16'20.485 | 17.631 | 34.010 | 22.049 | 32.253 | 202.2 |
| 10 | 1'52.154 | 18.555 | 32.837 | 21.679 | 39.083 | 287.2 |
| 11 | 1'44.792 | 18.554 | 32.690 | 21.670 | 31.878 | 286.4 |
| 12 | 1'44.770 | 18.477 | 32.654 | 21.739 | 31.900 | 288.7 |
| 13 | 1'45.323 | 18.453 | 32.727 | 21.675 | 32.468 | 288.7 |
| 14 | 1'49.818 | 18.498 | 33.679 | 21.916 | 35.725 | 288.7 |

19th 35 Somkiat CHANTRA IDEMITSU Honda Te THA

| Runs=1 | Total laps=16 | Full laps=11 | | | | |
|--------|-----------------|---------------|---------------|---------------|---------------|--------------|
| 1 | 2'48.970 | 19.538 | 34.155 | 22.424 | 32.300 | 197.8 |
| 2 | 1'47.358 * | 18.776 | 33.065 | 21.959* | 33.558 | 287.2 |
| 3 | 1'45.332 | 18.592 | 32.666 | 22.037 | 32.037 | 289.5 |
| 4 | 1'44.815 | 18.466 | 32.671 | 21.758 | 31.920 | 291.1 |
| 5 | 1'45.212 | 18.441 | 32.788 | 21.832 | 32.151 | 291.8 |
| 6 | 1'45.874 | 18.642 | 32.976 | 21.942 | 32.314 | 288.7 |
| 7 | 1'45.584 | 18.529 | 32.908 | 21.832 | 32.315 | 288.0 |
| 8 | 1'45.974 | 18.620 | 33.013 | 21.986 | 32.355 | 288.0 |
| 9 | 1'45.625 | 18.627 | 32.975 | 21.888 | 32.135 | 287.2 |
| 10 | 1'41.301 P | 18.604 | 32.889 | 21.835 | 27.973 | 287.2 |
| 11 | 12'41.537 * | 25.763 | 41.018 | 24.371* | 37.393 | 126.0 |
| 12 | 1'45.964 * | 18.833 | 33.092 | 21.893* | 32.146 | 285.7 |
| 13 | 1'45.556 | 18.594 | 32.979 | 21.857 | 32.126 | 287.2 |
| 14 | 1'45.634 | 18.513 | 32.942 | 21.906 | 32.273 | 286.4 |
| 15 | 1'45.838 | 18.557 | 33.012 | 21.941 | 32.328 | 286.4 |
| 16 | 1'45.887 | 18.572 | 33.008 | 21.969 | 32.338 | 284.9 |

20th 21 Alonso LOPEZ Lighttech Speed Up SPA

| Runs=2 | Total laps=18 | Full laps=6 | | | | |
|--------|-----------------|-------------|---------------|---------------|---------------|-------|
| 1 | 2'06.890 | 18.767 | 33.682 | 22.078 | 32.864 | 195.2 |
| 2 | 1'45.696 | 18.782 | 32.894 | 21.941 | 32.079 | 282.7 |
| 3 | 1'45.340 * | 18.680 | 32.912 | 21.756* | 31.992 | 282.7 |
| 4 | 1'44.792 * | 18.580 | 32.636 | 21.722* | 31.854 | 282.7 |
| 5 | 1'44.887 | 18.613 | 32.694 | 21.750 | 31.830 | 281.9 |
| 6 | 1'46.047 | 18.600 | 33.641 | 21.889 | 31.917 | 281.9 |
| 7 | 1'45.099 | 18.585 | 32.750 | 21.831 | 31.933 | 285.7 |
| 8 | 1'45.484 | 18.627 | 32.725 | 21.797 | 32.335 | 282.7 |
| 9 | 1'45.319 * | 18.644 | 32.875* | 21.716 | 32.084 | 283.4 |
| 10 | 1'45.369 * | 18.623 | 32.893 | 21.717 | 32.136* | 281.2 |
| 11 | 1'47.942 P | 19.18* | 35.210 | 22.260 | 31.285 | 267.3 |

21st 54 Fermín ALDEGUER Lighttech Speed Up SPA

| Runs=1 | Total laps=17 | Full laps=9 | | | | |
|--------|-----------------|---------------|----------------|---------------|---------------|--------------|
| 1 | 1'51.415 | 19.637 | 34.883 | 22.634 | 32.571 | 203.3 |
| 2 | 1'46.263 * | 18.987 | 33.161 | 21.973* | 32.142 | 281.9 |
| 3 | 1'45.684 | 18.757 | 33.085 | 21.774 | 32.068 | 281.9 |
| 4 | 1'45.374 | 18.697 | 32.895 | 21.750 | 32.032 | 282.7 |
| 5 | 1'45.379 | 18.665 | 32.813 | 21.816 | 32.085 | 281.9 |
| 6 | 1'45.415 * | 18.639 | 32.812 | 21.823* | 32.141* | 281.9 |
| 7 | 1'53.960 | 21.783 | 36.302 | 23.059 | 32.816 | 204.9 |
| 8 | 1'46.980 | 18.718 | 33.087 | 22.748 | 32.427 | 281.9 |
| 9 | 1'41.429 P | 18.714 | 32.904* | 21.768 | 28.043 | 282.7 |
| 10 | 13'23.508 | 23.500 | 35.805 | 23.003 | 32.763 | 126.4 |
| 11 | 1'45.941 * | 18.804 | 32.853 | 21.887* | 32.397 | 280.5 |
| 12 | 1'45.032 | 18.663 | 32.682 | 21.756 | 31.931 | 281.9 |
| 13 | 1'45.033 | 18.605 | 32.698 | 21.789 | 31.941 | 281.9 |
| 14 | 1'45.377 | 18.615 | 32.742 | 21.785 | 32.235 | 281.9 |
| 15 | 1'45.254 * | 18.538 | 32.833 | 21.778 | 32.105* | 286.4 |
| 16 | 1'46.526 | 18.632 | 32.828 | 21.771 | 33.295 | 283.4 |
| 17 | 1'54.147 * | 19.92* | 37.706 | 23.267 | 33.250 | 279.7 |

22nd 6 Cameron BEAUBIE American Racing USA

| Runs=2 | Total laps=18 | Full laps=12 | | | | |
|--------|-----------------|---------------|---------------|---------------|---------------|--------------|
| 1 | 2'31.579 | 21.808 | 34.613 | 22.356 | 38.965 | 185.5 |
| 2 | 1'51.207 | 18.994 | 33.156 | 22.847 | 36.210 | 284.9 |
| 3 | 1'48.637 | 18.560 | 32.727 | 21.670 | 35.680 | 291.8 |
| 4 | 1'45.120 * | 18.469 | 32.733 | 21.711* | 32.207 | 288.0 |
| 5 | 1'47.749 | 18.736 | 33.726 | 22.952 | 32.335 | 282.7 |
| 6 | 1'49.141 | 18.621 | 32.912 | 23.098 | 34.510 | 285.7 |
| 7 | 1'45.634 | 18.602 | 32.898 | 21.906 | 32.228 | 288.0 |
| 8 | 1'45.220 | 18.534 | 32.793 | 21.749 | 32.144 | 290.3 |
| 9 | 1'48.680 * | 19.571* | 35.052 | 21.804 | 32.248 | 284.2 |
| 10 | 1'45.865 | 18.633 | 32.818 | 22.030 | 32.384 | 285.7 |
| 11 | 1'47.869 | 18.730 | 33.271 | 22.977 | 32.891 | 284.9 |
| 12 | 1'45.171 P | 18.844 | 33.463 | 22.172 | 30.692 | 282.7 |
| 13 | 9'32.296 | 24.694 | 34.387 | 22.896 | 33.516 | 122.0 |
| 14 | 1'49.011 | 18.995 | 33.314 | 23.531 | 33.171 | 280.5 |
| 15 | 1'45.433 | 18.532 | 32.890 | 21.722 | 32.289 | 284.2 |
| 16 | 1'48.492 | 18.539 | 33.123 | 23.773 | 33.057 | 283.4 |
| 17 | 1'46.515 | 18.675 | 33.063 | 21.916 | 32.861 | 284.9 |
| 18 | 1'48.507 P | 19.37* | 36.230 | 23.014 | 29.892 | 273.4 |

23rd 28 Niccolò ANTONELL Mooney VR46 Racing ITA

| Runs=1 | Total laps=17 | Full laps=10 | | | | |
|--------|-----------------|--------------|---------------|---------|---------|--------------|
| 1 | 2'37.296 | 19.308 | 34.714 | 23.292 | 41.793 | 194.9 |
| 2 | 1'46.287 * | 18.788 | 33.176 | 21.921 | 32.402* | 291.1 |
| 3 | 1'45.458 | 18.550 | 32.992 | 21.837 | 32.079 | 291.8 |
| 4 | 1'53.836 * | 18.487 | 32.826 | 22.211* | 40.312 | 289.5 |
| 5 | 1'45.676 | 18.542 | 33.062 | 21.874 | 32.198 | 291.8 |

Fastest Lap: Joe ROBERTS Italtrans Racing Team USA **1'44.154** 18.506 32.352 21.550 31.746

These data/results cannot be reproduced, stored and/or transmitted in whole or in part by any manner of electronic, mechanical, photocopying, recording, broadcasting or otherwise now known or herein after developed without the previous express consent by the copyright owner, except for reproduction in daily press and regular printed publications on sale to the public within 60 days of the event related to those data/results and always provided that copyright symbol appears together as follows below.
© DORNA, 2022

Free Practice Nr. 3

Moto2

| Lap | Lap Time | T1 | T2 | T3 | T4 | Speed | Lap | Lap Time | T1 | T2 | T3 | T4 | Speed |
|-----|-------------|---------|--------|--------|---------|-------|--|------------|---------|--------|---------|---------|-------|
| 6 | 1'45.681 | 18.603 | 32.938 | 21.901 | 32.239 | 291.1 | 3 | 1'47.952 | 18.543 | 33.561 | 23.588 | 32.260 | 285.7 |
| 7 | 1'45.916 * | 18.575 | 33.073 | 21.927 | 32.341* | 289.5 | 4 | 2'27.501 | 18.609 | 32.943 | 58.847 | 37.102 | 281.9 |
| 8 | 1'46.055 | 18.626 | 33.034 | 22.194 | 32.201 | 290.3 | 5 | 1'47.095 * | 19.098 | 33.488 | 22.055 | 32.454* | 282.7 |
| 9 | 1'45.843 | 18.559 | 33.023 | 21.949 | 32.312 | 291.1 | 6 | 1'46.508 P | 18.794 | 33.204 | 22.963 | 31.547 | 281.9 |
| 10 | 1'45.797 | 18.720 | 32.992 | 21.910 | 32.175 | 288.7 | 7 | 17'39.818 | 34.435 | 39.643 | 23.151 | 32.925 | 78.2 |
| 11 | 1'50.991 P | 20.091* | 37.808 | 23.294 | 29.791 | 284.9 | 8 | 1'46.358 * | 18.764 | 33.206 | 22.003 | 32.385* | 283.4 |
| 12 | 10'58.805 * | 18.158 | 33.937 | 22.089 | 32.307* | 201.8 | 9 | 1'51.775 | 19.058 | 34.950 | 24.008 | 33.759 | 276.9 |
| 13 | 1'51.909 | 18.507 | 33.159 | 21.987 | 38.256 | 289.5 | 10 | 1'51.226 * | 18.820 | 37.478 | 22.081* | 32.847 | 286.4 |
| 14 | 1'45.421 | 18.585 | 32.957 | 21.819 | 32.060 | 290.3 | 11 | 1'46.365 P | 18.301* | 34.614 | 22.902 | 30.540 | 284.2 |
| 15 | 1'45.720 * | 18.466 | 33.148 | 21.769 | 32.337* | 289.5 | 27th 55 Alex TOLEDO Pertamina Mandalika SPA | | | | | | |
| 16 | 1'45.482 | 18.469 | 32.977 | 21.790 | 32.246 | 289.5 | Runs=1 Total laps=16 Full laps=7 | | | | | | |
| 17 | 1'48.655 | 18.549 | 33.046 | 21.977 | 35.083 | 289.5 | 1 | 2'26.989 | 18.614 | 34.411 | 23.487 | 47.748 | 195.2 |

| 24th 61 Alessandro ZACCO Gresini Racing Moto2 ITA | | Runs=2 | Total laps=17 | Full laps=9 | | |
|--|------------|--------|---------------|-------------|---------|-------|
| 1 | 1'51.899 | 19.610 | 34.896 | 22.786 | 32.723 | 201.1 |
| 2 | 1'46.400 | 18.939 | 33.237 | 22.032 | 32.192 | 282.7 |
| 3 | 1'45.763 | 18.652 | 33.011 | 21.903 | 32.197 | 283.4 |
| 4 | 1'44.730 P | 18.702 | 33.627 | 22.551 | 29.850 | 284.2 |
| 5 | 6'04.485 | 20.270 | 37.500 | 26.228 | 33.999 | 179.4 |
| 6 | 1'48.111 | 19.049 | 33.626 | 22.714 | 32.722 | 280.5 |
| 7 | 1'48.264 | 18.856 | 32.888 | 21.995 | 34.525 | 281.2 |
| 8 | 1'45.608 | 18.709 | 32.871 | 21.828 | 32.200 | 284.9 |
| 9 | 1'46.277 | 18.814 | 32.946 | 22.074 | 32.443 | 282.7 |
| 10 | 1'45.941 | 18.690 | 32.973 | 21.870 | 32.408 | 282.7 |
| 11 | 1'45.434 P | 18.793 | 33.673 | 22.630 | 30.338 | 281.2 |
| 12 | 7'23.800 | 19.327 | 35.270 | 22.362 | 32.738 | 201.1 |
| 13 | 1'45.452 | 18.776 | 32.880 | 21.751 | 32.045 | 285.7 |
| 14 | 1'47.232 * | 18.52* | 33.731 | 22.020 | 32.957 | 285.7 |
| 15 | 1'45.547 | 18.601 | 32.832 | 21.878 | 32.236 | 286.4 |
| 16 | 1'47.534 * | 18.598 | 32.917 | 21.945 | 34.074* | 288.0 |
| 17 | 1'46.384 * | 19.004 | 32.877 | 21.837 | 32.666* | 288.0 |

| 25th 52 Jeremy ALCOBA Liqui Moly Intact GP SPA | | Runs=1 | Total laps=16 | Full laps=9 | | |
|---|-------------|--------|---------------|-------------|---------|-------|
| 1 | 2'33.745 | 21.470 | 34.917 | 22.876 | 39.979 | 190.8 |
| 2 | 1'50.643 * | 18.886 | 33.078 | 21.867* | 36.812 | 290.3 |
| 3 | 1'45.858 | 18.663 | 33.002 | 21.960 | 32.233 | 289.5 |
| 4 | 1'52.223 * | 18.630 | 32.854 | 21.798* | 38.941 | 286.4 |
| 5 | 1'45.757 * | 18.688 | 32.938 | 21.818* | 32.313 | 289.5 |
| 6 | 1'45.729 | 18.675 | 32.934 | 21.770 | 32.350 | 287.2 |
| 7 | 1'45.669 | 18.639 | 32.983 | 21.776 | 32.271 | 288.7 |
| 8 | 1'45.725 | 18.738 | 33.000 | 21.789 | 32.198 | 288.0 |
| 9 | 1'45.843 | 18.835 | 33.150 | 21.780 | 32.078 | 284.9 |
| 10 | 1'45.737 P | 18.824 | 32.843 | 21.942 | 32.128 | 284.9 |
| 11 | 12'39.086 * | 20.192 | 35.165 | 22.383 | 32.272* | 196.3 |
| 12 | 1'45.495 | 18.758 | 32.784 | 21.794 | 32.159 | 287.2 |
| 13 | 1'45.217 * | 18.654 | 32.752 | 21.777* | 32.034 | 285.7 |
| 14 | 1'48.786 | 18.683 | 32.891 | 22.594 | 34.618 | 284.9 |
| 15 | 1'47.458 | 18.727 | 32.905 | 21.794 | 34.032 | 287.2 |
| 16 | 1'45.540 | 18.652 | 32.933 | 21.735 | 32.220 | 288.7 |

| 26th 42 Marcos RAMIREZ MV Agusta Forward R SPA | | Runs=2 | Total laps=11 | Full laps=4 | | |
|---|----------|--------|---------------|-------------|--------|-------|
| 1 | 2'11.463 | 21.537 | 33.614 | 28.078 | 35.246 | 170.8 |
| 2 | 1'45.512 | 18.699 | 32.917 | 21.865 | 32.031 | 287.2 |

| 27th 55 Alex TOLEDO Pertamina Mandalika SPA | | Runs=1 | Total laps=16 | Full laps=7 | | |
|--|------------|--------|---------------|-------------|---------|-------|
| 1 | 2'26.989 | 18.614 | 34.411 | 23.487 | 47.748 | 195.2 |
| 2 | 1'54.756 * | 19.37* | 37.883 | 22.040 | 35.463 | 282.7 |
| 3 | 1'45.552 * | 18.760 | 32.952 | 21.945 | 31.895* | 281.9 |
| 4 | 1'53.720 * | 18.723 | 32.857 | 21.919* | 40.221* | 284.9 |
| 5 | 1'45.745 * | 18.696 | 32.939 | 21.945* | 32.165* | 287.2 |
| 6 | 1'45.860 | 18.718 | 32.924 | 21.921 | 32.297 | 286.4 |
| 7 | 1'46.353 | 18.890 | 33.066 | 22.018 | 32.379 | 277.6 |
| 8 | 1'45.766 P | 18.808 | 33.009 | 21.859 | 32.090 | 285.7 |
| 9 | 13'48.806 | 28.590 | 34.310 | 22.763 | 33.676 | 90.9 |
| 10 | 1'45.790 | 18.924 | 32.934 | 21.934 | 31.998 | 279.0 |
| 11 | 1'45.528 | 18.602 | 32.868 | 21.899 | 32.159 | 286.4 |
| 12 | 1'45.906 | 18.592 | 33.101 | 21.981 | 32.232 | 284.9 |
| 13 | 1'46.688 * | 18.50* | 33.713 | 22.013 | 32.453 | 282.7 |
| 14 | 1'46.599 * | 18.620 | 33.465* | 22.052 | 32.462 | 283.4 |
| 15 | 1'45.833 | 18.707 | 32.943 | 21.921 | 32.262 | 281.9 |
| 16 | 1'47.935 | 18.933 | 34.336 | 22.150 | 32.516 | 282.7 |

| 28th 24 Simone CORSI MV Agusta Forward R ITA | | Runs=1 | Total laps=17 | Full laps=11 | | |
|---|------------|--------|---------------|--------------|---------|-------|
| 1 | 2'07.888 | 19.547 | 34.330 | 23.275 | 34.622 | 181.2 |
| 2 | 1'49.413 | 18.783 | 33.376 | 22.087 | 35.167 | 284.9 |
| 3 | 1'45.873 * | 18.584 | 32.979 | 21.958 | 32.352* | 287.2 |
| 4 | 1'51.112 | 18.773 | 33.599 | 23.852 | 34.888 | 283.4 |
| 5 | 1'49.135 | 18.777 | 34.496 | 22.999 | 32.863 | 281.9 |
| 6 | 1'46.417 | 18.682 | 33.133 | 22.088 | 32.514 | 284.2 |
| 7 | 1'48.173 | 19.004 | 33.924 | 22.314 | 32.931 | 284.9 |
| 8 | 1'50.587 | 18.791 | 33.531 | 23.359 | 34.906 | 281.9 |
| 9 | 1'46.823 | 18.728 | 33.407 | 22.091 | 32.597 | 283.4 |
| 10 | 1'45.510 P | 18.831 | 34.182 | 22.477 | 30.020 | 282.7 |
| 11 | 11'05.323 | 28.416 | 35.819 | 25.005 | 34.998 | 84.4 |
| 12 | 1'46.018 | 18.781 | 33.061 | 21.902 | 32.274 | 282.7 |
| 13 | 1'45.892 | 18.588 | 33.023 | 21.882 | 32.399 | 281.2 |
| 14 | 1'45.618 | 18.492 | 33.036 | 21.836 | 32.254 | 288.0 |
| 15 | 1'57.252 * | 20.71* | 37.885 | 23.973 | 34.675 | 281.2 |
| 16 | 1'52.109 | 18.738 | 33.715 | 22.442 | 37.214 | 286.4 |
| 17 | 1'48.793 * | 19.10* | 34.755 | 22.130 | 32.804 | 285.7 |

| 29th 84 Zonta VAN DEN GO RW Racing GP NED | | Runs=1 | Total laps=12 | Full laps=8 | | |
|--|------------|--------|---------------|-------------|---------|-------|
| 1 | 2'32.433 | 19.839 | 34.877 | 22.889 | 38.502 | 198.1 |
| 2 | 1'52.259 * | 19.15* | 34.770 | 22.171 | 36.164* | 287.2 |
| 3 | 1'46.153 | 18.909 | 32.901 | 22.132 | 32.211 | 289.5 |
| 4 | 1'45.986 * | 18.650 | 32.799 | 22.021* | 32.516* | 288.7 |
| 5 | 1'53.189 | 18.674 | 39.702 | 22.466 | 32.347 | 286.4 |

Fastest Lap: Joe ROBERTS Italtrans Racing Team USA **1'44.154** 18.506 32.352 21.550 31.746

These data/results cannot be reproduced, stored and/or transmitted in whole or in part by any manner of electronic, mechanical, photocopying, recording, broadcasting or otherwise now known or herein after developed without the previous express consent by the copyright owner, except for reproduction in daily press and regular printed publications on sale to the public within 60 days of the event related to those data/results and always provided that copyright symbol appears together as follows below.
© DORNA, 2022



Free Practice Nr. 3

Moto2

| Lap | Lap Time | T1 | T2 | T3 | T4 | Speed | Lap | Lap Time | T1 | T2 | T3 | T4 | Speed |
|-----|-------------------|---------|---------------|---------------|--------|-------|-----|----------|----|----|----|----|-------|
| 6 | 1'45.862 | 18.736 | 32.796 | 21.865 | 32.465 | 287.2 | | | | | | | |
| 7 | 1'52.864 * | 18.70!* | 35.803 | 21.960 | 36.396 | 288.7 | | | | | | | |
| | unfinished | 18.775 | | | | 288.7 | | | | | | | |
| 8 | 1'55.057 | 24.558 | 34.710 | 22.581 | 33.208 | 152.3 | | | | | | | |
| 9 | 1'46.587 | 18.888 | 33.123 | 22.074 | 32.502 | 284.9 | | | | | | | |
| 10 | 1'46.272 | 18.738 | 32.963 | 22.068 | 32.503 | 285.7 | | | | | | | |
| 11 | 1'46.289 | 18.726 | 33.036 | 22.103 | 32.424 | 286.4 | | | | | | | |

30th 4 Sean Dylan KELLY American Racing USA
Runs=1 Total laps=19 Full laps=9

| | | | | | | | | | | | | | |
|----|-----------------|---------------|---------------|---------------|---------------|--------------|--|--|--|--|--|--|--|
| 1 | 2'07.801 | 20.549 | 34.633 | 22.589 | 35.676 | 168.2 | | | | | | | |
| 2 | 1'50.462 * | 19.124 | 33.804 | 24.732* | 32.802* | 284.2 | | | | | | | |
| 3 | 1'46.627 | 18.864 | 33.072 | 22.337 | 32.354 | 285.7 | | | | | | | |
| 4 | 1'50.516 | 19.260 | 33.343 | 22.645 | 35.268 | 283.4 | | | | | | | |
| 5 | 1'47.047 | 18.837 | 33.229 | 22.411 | 32.570 | 283.4 | | | | | | | |
| 6 | 1'47.016 * | 19.022 | 33.217 | 22.264 | 32.513* | 281.9 | | | | | | | |
| 7 | 1'51.468 | 18.936 | 33.194 | 22.313 | 37.025 | 281.9 | | | | | | | |
| 8 | 1'46.406 | 18.841 | 33.067 | 22.101 | 32.397 | 282.7 | | | | | | | |
| 9 | 1'46.725 | 18.872 | 33.116 | 22.258 | 32.479 | 281.9 | | | | | | | |
| 10 | 1'54.283 * | 19.781* | 37.421 | 23.343 | 33.739* | 281.2 | | | | | | | |
| 11 | 1'47.250 * | 18.950 | 33.411 | 22.317 | 32.572* | 281.2 | | | | | | | |
| 12 | 1'46.616 | 18.893 | 33.166 | 22.129 | 32.428 | 281.2 | | | | | | | |
| 13 | 1'43.587 P | 18.906 | 33.152 | 22.270 | 29.259 | 281.2 | | | | | | | |
| 14 | 7'59.644 | 19.672 | 34.265 | 22.487 | 32.698 | 181.5 | | | | | | | |
| 15 | 1'46.335 | 18.783 | 33.015 | 22.173 | 32.364 | 283.4 | | | | | | | |
| 16 | 1'48.265 * | 19.46* | 34.111 | 22.211 | 32.481 | 282.7 | | | | | | | |
| 17 | 1'46.013 | 18.709 | 32.990 | 22.008 | 32.306 | 284.2 | | | | | | | |
| 18 | 1'48.023 * | 18.92* | 34.293 | 22.236 | 32.570* | 283.4 | | | | | | | |
| 19 | 1'48.830 * | 19.370 | 34.018 | 22.441* | 33.001 | 287.2 | | | | | | | |

31st 74 Piotr BIESIEKIRSKI Pertamina Mandalika POL
Runs=1 Total laps=19 Full laps=16

| | | | | | | | | | | | | | |
|----|-----------------|---------------|---------------|---------------|---------------|--------------|--|--|--|--|--|--|--|
| 1 | 2'45.016 | 20.241 | 34.175 | 22.571 | 32.999 | 190.8 | | | | | | | |
| 2 | 1'47.227 | 19.222 | 33.416 | 22.295 | 32.294 | 282.7 | | | | | | | |
| 3 | 1'46.821 | 19.043 | 33.246 | 22.153 | 32.379 | 281.9 | | | | | | | |
| 4 | 1'46.927 | 18.755 | 33.306 | 22.150 | 32.716 | 286.4 | | | | | | | |
| 5 | 1'46.900 | 19.180 | 33.159 | 22.135 | 32.426 | 284.9 | | | | | | | |
| 6 | 1'47.101 | 18.939 | 33.414 | 22.096 | 32.652 | 284.2 | | | | | | | |
| 7 | 1'50.434 | 19.080 | 33.376 | 22.153 | 35.825 | 283.4 | | | | | | | |
| 8 | 1'47.062 | 18.913 | 33.423 | 22.167 | 32.559 | 284.2 | | | | | | | |
| 9 | 1'45.929 P | 19.003 | 33.429 | 22.180 | 31.317 | 282.7 | | | | | | | |
| 10 | 7'49.830 | 22.944 | 34.036 | 22.228 | 37.380 | 141.7 | | | | | | | |
| 11 | 1'46.629 | 18.956 | 33.179 | 22.156 | 32.338 | 281.9 | | | | | | | |
| 12 | 1'46.496 | 18.992 | 33.139 | 22.020 | 32.345 | 281.2 | | | | | | | |
| 13 | 1'46.557 | 18.840 | 33.318 | 21.986 | 32.413 | 279.7 | | | | | | | |
| 14 | 1'46.229 | 18.857 | 33.130 | 21.939 | 32.303 | 280.5 | | | | | | | |
| 15 | 1'46.286 | 18.781 | 33.178 | 21.957 | 32.370 | 280.5 | | | | | | | |
| 16 | 1'48.314 | 18.718 | 33.202 | 22.116 | 34.278 | 281.2 | | | | | | | |
| 17 | 1'47.096 | 18.851 | 33.536 | 22.080 | 32.629 | 283.4 | | | | | | | |
| 18 | 1'47.117 | 18.853 | 33.343 | 22.283 | 32.638 | 281.9 | | | | | | | |
| 19 | 1'46.936 | 19.102 | 33.217 | 22.068 | 32.549 | 280.5 | | | | | | | |

Fastest Lap: Joe ROBERTS Italtrans Racing Team USA **1'44.154** 18.506 32.352 21.550 31.746

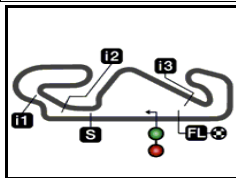
These data/results cannot be reproduced, stored and/or transmitted in whole or in part by any manner of electronic, mechanical, photocopying, recording, broadcasting or otherwise now known or herein after developed without the previous express consent by the copyright owner, except for reproduction in daily press and regular printed publications on sale to the public within 60 days of the event related to those data/results and always provided that copyright symbol appears together as follows below.
© DORNA, 2022

Official MotoGP Timing by TISSOT
www.motogp.com

Barcelona, Saturday, June 04, 2022

Page 6 of 6





4657 m.

GRAN PREMI MONSTER ENERGY DE CATALUNYA

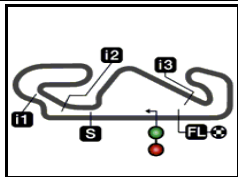
Free Practice Nr. 3

Best Partial Times

IT Ideal Lap Time, sum of the best partial times*BT* Best Lap Time

| T1 | | T2 | | T3 | | T4 | | | | | | |
|-----|---------------|--------|---------------|--------|---------------|--------|---------------|--------|-----|-------------|----------|---------------|
| Pos | Rider | Time | Rider | Time | Rider | Time | Rider | Time | Pos | Rider | IT | BT |
| 1 | P.ACOSTA | 18.265 | J.ROBERTS | 32.352 | P.ACOSTA | 21.427 | A.ARENAS | 31.529 | 1 | J.DIXON | 1'43.956 | 1'44.155 (2) |
| 2 | A.OGURA | 18.285 | M.SCHROTTER | 32.428 | J.DIXON | 21.466 | B.BENDSNEYDE | 31.562 | 2 | M.SCHROTTE | 1'44.002 | 1'44.375 (11) |
| 3 | S.LOWES | 18.350 | A.CANET | 32.433 | M.SCHROTTER | 21.510 | S.LOWES | 31.598 | 3 | P.ACOSTA | 1'44.020 | 1'44.157 (3) |
| 4 | T.ARBOLINO | 18.361 | B.BENDSNEYDE | 32.459 | A.ARENAS | 21.516 | J.DIXON | 31.611 | 4 | J.ROBERTS | 1'44.030 | 1'44.154 (1) |
| 5 | J.DIXON | 18.367 | B.BALTUS | 32.482 | L.DALLA PORTA | 21.521 | M.SCHROTTER | 31.653 | 5 | B.BENDSNEY | 1'44.044 | 1'44.174 (4) |
| 6 | F.SALAC | 18.384 | J.DIXON | 32.512 | F.SALAC | 21.540 | J.ROBERTS | 31.657 | 6 | A.ARENAS | 1'44.134 | 1'44.208 (5) |
| 7 | C.VIETTI | 18.384 | C.VIETTI | 32.520 | B.BENDSNEYDE | 21.542 | B.BALTUS | 31.665 | 7 | L.DALLA POR | 1'44.153 | 1'44.290 (7) |
| 8 | A.FERNANDEZ | 18.385 | F.SALAC | 32.529 | J.ROBERTS | 21.550 | L.DALLA PORTA | 31.676 | 8 | B.BALTUS | 1'44.154 | 1'44.214 (6) |
| 9 | M.GONZALEZ | 18.387 | P.ACOSTA | 32.539 | A.FERNANDEZ | 21.555 | A.CANET | 31.716 | 9 | A.CANET | 1'44.186 | 1'44.299 (8) |
| 10 | A.CANET | 18.408 | L.DALLA PORTA | 32.544 | B.BALTUS | 21.579 | A.OGURA | 31.743 | 10 | F.SALAC | 1'44.215 | 1'44.327 (9) |
| 11 | M.SCHROTTER | 18.411 | A.FERNANDEZ | 32.547 | M.GONZALEZ | 21.595 | F.SALAC | 31.762 | 11 | S.LOWES | 1'44.227 | 1'44.330 (10) |
| 12 | L.DALLA PORTA | 18.412 | A.ARENAS | 32.548 | J.NAVARRO | 21.600 | A.FERNANDEZ | 31.767 | 12 | A.FERNANDEZ | 1'44.254 | 1'44.565 (15) |
| 13 | B.BALTUS | 18.428 | M.GONZALEZ | 32.558 | C.VIETTI | 21.602 | J.NAVARRO | 31.784 | 13 | A.OGURA | 1'44.262 | 1'44.425 (13) |
| 14 | S.CHANTRA | 18.441 | S.MANZI | 32.573 | T.ARBOLINO | 21.625 | P.ACOSTA | 31.789 | 14 | C.VIETTI | 1'44.347 | 1'44.508 (14) |
| 15 | J.NAVARRO | 18.445 | A.OGURA | 32.576 | A.CANET | 21.629 | M.GONZALEZ | 31.814 | 15 | M.GONZALEZ | 1'44.354 | 1'44.376 (12) |
| 16 | S.MANZI | 18.455 | S.LOWES | 32.611 | A.OGURA | 21.658 | A.LOPEZ | 31.830 | 16 | T.ARBOLINO | 1'44.518 | 1'44.770 (18) |
| 17 | N.ANTONELLI | 18.466 | A.LOPEZ | 32.636 | S.LOWES | 21.668 | C.VIETTI | 31.841 | 17 | S.MANZI | 1'44.557 | 1'44.688 (17) |
| 18 | A.LOPEZ | 18.467 | T.ARBOLINO | 32.654 | C.BEAUBIER | 21.670 | S.MANZI | 31.857 | 18 | J.NAVARRO | 1'44.571 | 1'44.645 (16) |
| 19 | C.BEAUBIER | 18.469 | S.CHANTRA | 32.666 | S.MANZI | 21.672 | T.ARBOLINO | 31.878 | 19 | A.LOPEZ | 1'44.649 | 1'44.887 (20) |
| 20 | J.ROBERTS | 18.471 | F.ALDEGUER | 32.682 | A.LOPEZ | 21.716 | S.CHANTRA | 31.920 | 20 | S.CHANTRA | 1'44.785 | 1'44.815 (19) |
| 21 | B.BENDSNEYDE | 18.481 | C.BEAUBIER | 32.727 | J.ALCOBA | 21.735 | F.ALDEGUER | 31.931 | 21 | F.ALDEGUER | 1'44.901 | 1'45.032 (21) |
| 22 | S.CORSI | 18.492 | J.NAVARRO | 32.742 | F.ALDEGUER | 21.750 | A.TOLED0 | 31.998 | 22 | C.BEAUBIER | 1'45.010 | 1'45.220 (22) |
| 23 | F.ALDEGUER | 18.538 | J.ALCOBA | 32.752 | A.ZACCONE | 21.751 | M.RAMIREZ | 32.031 | 23 | N.ANTONELLI | 1'45.121 | 1'45.421 (23) |
| 24 | A.ARENAS | 18.541 | Z.VAN DEN GOO | 32.796 | S.CHANTRA | 21.758 | J.ALCOBA | 32.034 | 24 | J.ALCOBA | 1'45.151 | 1'45.495 (25) |

These data/results cannot be reproduced, stored and/or transmitted in whole or in part by any manner of electronic, mechanical, photocopying, recording, broadcasting or otherwise now known or herein after developed without the previous express consent by the copyright owner, except for reproduction in daily press and regular printed publications on sale to the public within 60 days of the event related to those data/results and always provided that copyright symbol appears together as follows below.
© DORNA, 2022



4657 m.

GRAN PREMI MONSTER ENERGY DE CATALUNYA

Free Practice Nr. 3

Best Partial Times

Moto2™

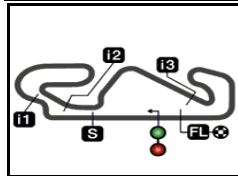
IT Ideal Lap Time, sum of the best partial times*BT* Best Lap Time

| T1 | | T2 | | T3 | | T4 | | | | <i>IT</i> | <i>BT</i> | |
|-----------|-----------------|---------------|------------------|---------------|-----------------------|---------------|-----------------------|---------------|-----|---------------------|-----------|---------------|
| Pos | Rider | Time | Rider | Time | Rider | Time | Rider | Time | Pos | Rider | | |
| 25 | M.RAMIREZ | 18.543 | N.ANTONELLI | 32.826 | N.ANTONELLI | 21.769 | A.ZACCONE | 32.045 | 25 | A.ZACCONE | 1'45.226 | 1'45.452 (24) |
| 26 | A.TOLED0 | 18.592 | A.ZACCONE | 32.832 | S.CORSI | 21.836 | N.ANTONELLI | 32.060 | 26 | A.TOLED0 | 1'45.306 | 1'45.528 (27) |
| 27 | A.ZACCONE | 18.598 | A.TOLED0 | 32.857 | A.TOLED0 | 21.859 | C.BEAUBIER | 32.144 | 27 | M.RAMIREZ | 1'45.356 | 1'45.512 (26) |
| 28 | J.ALC0BA | 18.630 | M.RAMIREZ | 32.917 | M.RAMIREZ | 21.865 | Z.VAN DEN GOO | 32.211 | 28 | Z.VAN DEN G | 1'45.522 | 1'45.862 (29) |
| 29 | Z.VAN DEN GOO | 18.650 | S.CORSI | 32.979 | Z.VAN DEN GOO | 21.865 | S.CORSI | 32.254 | 29 | S.CORSI | 1'45.561 | 1'45.618 (28) |
| 30 | S.KELLY | 18.709 | S.KELLY | 32.990 | P.BIESIEKIRSKI | 21.939 | P.BIESIEKIRSKI | 32.294 | 30 | S.KELLY | 1'46.013 | 1'46.013 (30) |
| 31 | P.BIESIEKIRSKI | 18.718 | P.BIESIEKIRSKI | 33.130 | S.KELLY | 22.008 | S.KELLY | 32.306 | 31 | P.BIESIEKIRS | 1'46.081 | 1'46.229 (31) |

These data/results cannot be reproduced, stored and/or transmitted in whole or in part by any manner of electronic, mechanical, photocopying, recording, broadcasting or otherwise now known or herein after developed without the previous express consent by the copyright owner, except for reproduction in daily press and regular printed publications on sale to the public within 60 days of the event related to those data/results and always provided that copyright symbol appears together as follows below.
© DORNA, 2022

Official MotoGP Timing by TISSOT
www.motogp.com






4657 m.

GRAN PREMI MONSTER ENERGY DE CATALUNYA

Free Practice Nr. 3

Fastest Laps Sequence

| <i>Practice Time</i> |  <i>Rider</i> | <i>Nation</i> | <i>Motorcycle</i> | <i>Time</i> | <i>Km/h</i> | <i>Rider's Lap</i> |
|----------------------|--|---------------|-------------------|-----------------|-------------|--------------------|
| 3'38.299 | 61 Alessandro ZACCONE | ITA | KALEX | 1'46.400 | 157.5 | 2 |
| 3'52.586 | 21 Alonso LOPEZ | SPA | BOSCOSCURO | 1'45.696 | 158.6 | 2 |
| 3'55.428 | 96 Jake DIXON | GBR | KALEX | 1'44.387 | 160.6 | 2 |
| 4'46.405 | 22 Sam LOWES | GBR | KALEX | 1'44.355 | 160.6 | 2 |
| 5'39.583 | 96 Jake DIXON | GBR | KALEX | 1'44.155 | 160.9 | 3 |
| 6'18.922 | 16 Joe ROBERTS | USA | KALEX | 1'44.154 | 160.9 | 3 |

These data/results cannot be reproduced, stored and/or transmitted in whole or in part by any manner of electronic, mechanical, photocopying, recording, broadcasting or otherwise now known or herein after developed without the previous express consent by the copyright owner, except for reproduction in daily press and regular printed publications on sale to the public within 60 days of the event related to those data/results and always provided that copyright symbol appears together as follows below.

© DORNA, 2022

Official MotoGP Timing by TISSOT
www.motogp.com

Barcelona, Saturday, June 04, 2022

