


4657 m.

GRAN PREMI MONSTER ENERGY DE CATALUNYA

Free Practice Nr. 1

Classification

3

		Rider	Nation	Team	Motorcycle	Time	Lap Total	Gap	Top Speed
1	28	Izan GUEVARA	SPA	Valresa GASGAS Aspar Team	GASGAS	1'48.675	13 16		244.8
2	96	Daniel HOLGADO	SPA	Red Bull KTM Ajo	KTM	1'48.870	15 15	0.195 0.195	245.4
3	7	Dennis FOGGIA	ITA	Leopard Racing	HONDA	1'48.962	12 17	0.287 0.092	245.4
4	5	Jaume MASIA	SPA	Red Bull KTM Ajo	KTM	1'48.978	15 16	0.303 0.016	241.0
5	24	Tatsuki SUZUKI	JPN	Leopard Racing	HONDA	1'49.081	13 15	0.406 0.103	245.4
6	16	Andrea MIGNO	ITA	Rivacold Snipers Team	HONDA	1'49.188	16 16	0.513 0.107	242.1
7	11	Sergio GARCIA	SPA	Valresa GASGAS Aspar Team	GASGAS	1'49.392	15 17	0.717 0.204	243.7
8	99	Carlos TATAY	SPA	CFMOTO Racing PruestelGP	CFMOTO	1'49.451	16 18	0.776 0.059	241.6
9	44	David MUÑOZ	SPA	BOE Motorsports	KTM	1'49.468	16 16	0.793 0.017	244.3
10	27	Kaito TOBA	JPN	CIP Green Power	KTM	1'49.516	15 15	0.841 0.048	246.5
11	54	Riccardo ROSSI	ITA	SIC58 Squadra Corse	HONDA	1'49.573	16 17	0.898 0.057	244.8
12	6	Ryusei YAMANAKA	JPN	MT Helmets - MSI	KTM	1'49.595	13 15	0.920 0.022	241.6
13	20	Lorenzo FELLON	FRA	SIC58 Squadra Corse	HONDA	1'49.611	14 16	0.936 0.016	244.8
14	66	Joel KELSO	AUS	CIP Green Power	KTM	1'49.704	14 14	1.029 0.093	243.7
15	38	David SALVADOR	SPA	Sterilgarda Husqvarna Max	HUSQVARNA	1'49.757	15 16	1.082 0.053	243.7
16	53	Deniz ÖNCÜ	TUR	Red Bull KTM Tech3	KTM	1'49.919	10 15	1.244 0.162	244.8
17	48	Ivan ORTOLÁ	SPA	Angeluss MTA Team	KTM	1'49.949	16 17	1.274 0.030	238.4
18	64	Mario AJI	INA	Honda Team Asia	HONDA	1'50.126	11 16	1.451 0.177	236.8
19	82	Stefano NEPA	ITA	Angeluss MTA Team	KTM	1'50.259	13 14	1.584 0.133	242.1
20	17	John MCPHEE	GBR	Sterilgarda Husqvarna Max	HUSQVARNA	1'50.386	13 13	1.711 0.127	242.1
21	31	Adrian FERNANDEZ	SPA	Red Bull KTM Tech3	KTM	1'50.399	10 16	1.724 0.013	245.4
22	19	Scott OGDEN	GBR	VisionTrack Racing Team	HONDA	1'50.443	16 16	1.768 0.044	244.3
23	72	Taiyo FURUSATO	JPN	Honda Team Asia	HONDA	1'50.578	16 16	1.903 0.135	241.0
24	43	Xavier ARTIGAS	SPA	CFMOTO Racing PruestelGP	CFMOTO	1'50.832	14 16	2.157 0.254	244.3
25	63	Syarifuddin AZMAN	MAL	VisionTrack Racing Team	HONDA	1'50.858	13 14	2.183 0.026	236.8
26	18	Matteo BERTELLE	ITA	QJMotor Avintia Racing Team	KTM	1'51.188	18 18	2.513 0.330	241.0
27	23	Elia BARTOLINI	ITA	QJMotor Avintia Racing Team	KTM	1'51.560	17 17	2.885 0.372	239.4
28	70	Joshua WHATLEY	GBR	VisionTrack Racing Team	HONDA	1'51.729	15 16	3.054 0.169	239.4
29	10	Diogo MOREIRA	BRA	MT Helmets - MSI	KTM	1'52.301	4 6	3.626 0.572	240.0
30	22	Ana CARRASCO	SPA	BOE Motorsports	KTM	1'53.057	14 15	4.382 0.756	240.0
31	89	Marcos URIARTE	SPA	Rivacold Snipers Team	HONDA	1'53.873	12 14	5.198 0.816	239.4

Practice condition: **Dry**Air: **20°**Humidity: **71%**Ground: **23°**

Fastest Lap:	Lap: 13	Izan GUEVARA	1'48.675	154.2 Km/h
Best Race Lap:	2021	Darryn BINDER	1'48.209	154.9 Km/h
All Time Lap Record:	2021	Gabriel RODRIGO	1'47.597	155.8 Km/h

The results are provisional until the end of the limit for protest and appeals.

Time limit for protest expires 30' after publication of the results - Time:

These data/results cannot be reproduced, stored and/or transmitted in whole or in part by any manner of electronic, mechanical, photocopying, recording, broadcasting or otherwise now known or herein after developed without the previous express consent by the copyright owner, except for reproduction in daily press and regular printed publications on sale to the public within 60 days of the event related to those data/results and always provided that copyright symbol appears together as follows below.

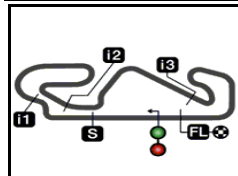
© DORNA, 2022

Official MotoGP Timing by TISSOT
www.motogp.com

Barcelona, Friday, June 03, 2022

moto3™





4657 m.

GRAN PREMI MONSTER ENERGY DE CATALUNYA

Free Practice Nr. 1

Top Speed & Average

4



Rider	Nation	Motorcycle	Top 5 speeds					Average	Top
27 Kaito TOBA	JPN	KTM	246.5	243.7	242.6	242.6	242.1	243.5	246.5
7 Dennis FOGGIA	ITA	HONDA	245.4	245.4	245.4	244.8	244.8	245.2	245.4
24 Tatsuki SUZUKI	JPN	HONDA	245.4	245.4	244.8	244.8	244.8	245.0	245.4
31 Adrian FERNANDEZ	SPA	KTM	245.4	244.8	243.2	241.6	240.5	243.1	245.4
96 Daniel HOLGADO	SPA	KTM	245.4	244.8	244.8	244.3	243.7	244.6	245.4
20 Lorenzo FELLON	FRA	HONDA	244.8	243.7	243.7	243.7	243.7	243.9	244.8
28 Izan GUEVARA	SPA	GASGAS	244.8	244.3	243.7	243.2	243.2	243.8	244.8
53 Deniz ÖNCÜ	TUR	KTM	244.8	244.3	244.3	243.7	243.2	244.1	244.8
54 Riccardo ROSSI	ITA	HONDA	244.8	243.2	243.2	243.2	242.1	242.6	244.8
19 Scott OGDEN	GBR	HONDA	244.3	243.2	242.6	242.6	242.1	243.0	244.3
43 Xavier ARTIGAS	SPA	CFMOTO	244.3	242.1	242.1	240.0	239.4	241.6	244.3
44 David MUÑOZ	SPA	KTM	244.3	244.3	243.7	243.7	243.7	243.9	244.3
11 Sergio GARCIA	SPA	GASGAS	243.7	243.2	243.2	242.6	242.6	243.0	243.7
38 David SALVADOR	SPA	HUSQVARNA	243.7	243.2	242.1	242.1	242.1	242.6	243.7
66 Joel KELSO	AUS	KTM	243.7	243.2	243.2	242.6	242.1	243.0	243.7
16 Andrea MIGNO	ITA	HONDA	242.1	241.6	241.6	241.0	238.9	241.0	242.1
17 John MCPHEE	GBR	HUSQVARNA	242.1	242.1	241.6	241.0	239.4	241.2	242.1
82 Stefano NEPA	ITA	KTM	242.1	241.6	241.0	241.0	240.5	241.1	242.1
6 Ryusei YAMANAKA	JPN	KTM	241.6	241.6	240.0	238.9	237.8	240.0	241.6
99 Carlos TATAY	SPA	CFMOTO	241.6	241.0	241.0	240.5	240.0	240.8	241.6
5 Jaume MASIA	SPA	KTM	241.0	241.0	241.0	241.0	240.5	240.7	241.0
18 Matteo BERTELLE	ITA	KTM	241.0	240.5	240.0	240.0	238.9	239.9	241.0
72 Taiyo FURUSATO	JPN	HONDA	241.0	240.5	240.5	240.0	239.4	240.3	241.0
10 Diogo MOREIRA	BRA	KTM	240.0	239.4	237.8	236.8	156.7	222.1	240.0
22 Ana CARRASCO	SPA	KTM	240.0	239.4	237.3	236.8	236.3	237.7	240.0
23 Elia BARTOLINI	ITA	KTM	239.4	238.9	237.3	237.3	236.8	237.8	239.4
70 Joshua WHATLEY	GBR	HONDA	239.4	239.4	238.9	238.9	235.8	237.5	239.4
89 Marcos URIARTE	SPA	HONDA	239.4	239.4	238.4	237.3	237.3	238.4	239.4
48 Ivan ORTOLÁ	SPA	KTM	238.4	237.8	237.8	237.8	237.3	237.7	238.4
63 Syarifuddin AZMAN	MAL	HONDA	236.8	236.8	236.3	236.3	235.2	236.1	236.8
64 Mario AJI	INA	HONDA	236.8	236.3	236.3	235.8	235.8	236.1	236.8

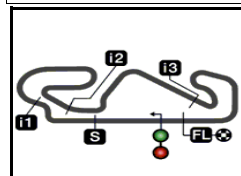
These data/results cannot be reproduced, stored and/or transmitted in whole or in part by any manner of electronic, mechanical, photocopying, recording, broadcasting or otherwise now known or herein after developed without the previous express consent by the copyright owner, except for reproduction in daily press and regular printed publications on sale to the public within 60 days of the event related to those data/results and always provided that copyright symbol appears together as follows below.

© DORNA, 2022

Official MotoGP Timing by TISSOT
www.motogp.com

Barcelona, Friday, June 03, 2022





4657 m.

GRAN PREMI MONSTER ENERGY DE CATALUNYA

Free Practice Nr. 1

Chronological Analysis of Performances

5

* Lap / Sector time cancelled		T1 Time from finish line to 1st intermediate		T2 Time from 1st intermed. to 2nd intermed.		T3 Time from 2nd intermed. to 3rd intermed.		T4 Time from 3rd intermediate to finish line					
P Crossing the finish line in pit lane													
Lap	Lap Time	T1	T2	T3	T4	Speed	Lap	Lap Time	T1	T2	T3	T4	Speed
1st	28	Izan GUEVARA		Valresa GASGAS Asp SPA			8	1'50.222 *	20.237	33.939	23.187	32.859*	241.6
		Runs=2	Total laps=16	Full laps=10			9	1'48.945 P	20.233	34.482*	24.412	29.818	242.1
1	3'32.093	21.081	38.614	27.688	35.640	157.2	10	10'15.465	25.135	36.787	23.275	32.847	137.9
2	1'52.127	20.638	34.456	23.543	33.490	240.5	11	1'49.164	20.131	33.556	22.967	32.510	243.2
3	1'50.915	20.414	34.228	23.276	32.997	243.2	12	1'48.962	20.059	33.614	22.864	32.425	242.1
4	1'50.204	20.253	33.871	23.075	33.005	243.7	13	1'48.979	19.989	33.566	23.008	32.416	243.7
5	1'50.083	20.283	33.880	23.179	32.741	242.1	14	1'58.506 *	21.39*	37.305	23.710	36.098	243.2
6	1'49.870	20.163	33.784	23.072	32.851	242.1	15	1'56.755 *	20.53*	37.609	24.418*	34.194	244.8
7	1'46.737 P	20.130	33.940	23.516	29.151	242.1	16	1'51.259	20.051	33.674	23.489	34.045	242.6
8	8'25.480	18.777	34.416	23.460	33.024	171.7	17	1'49.993	20.207	33.929	23.278	32.579	244.8
9	1'49.831	20.251	33.905	23.078	32.597	241.0	4th	5	Jaume MASIA		Red Bull KTM Ajo SPA		
10	1'49.713	20.016	33.835	23.033	32.829	244.8			Runs=2	Total laps=16	Full laps=9		
11	1'48.052 P	20.295	34.187	23.513	30.057	241.0	1	2'46.857	22.285	36.133	24.238	34.075	145.9
12	4'28.269 *	19.969	34.053	23.088*	32.950*	162.4	2	1'51.874	20.630	34.459	23.385	33.400	241.0
13	1'48.675	20.227	33.271	22.950	32.227	240.0	3	1'50.972	20.392	34.134	23.446	33.000	240.5
14	1'49.060	20.015	33.657	22.972	32.416	243.2	4	1'50.840	20.138	33.852	23.604	33.246	241.0
15	1'57.958 *	20.13*	35.275	24.942	37.608	239.4	5	1'50.569	20.463	33.893	23.220	32.993	240.0
16	1'49.009	19.964	33.588	23.048	32.409	244.3	6	1'50.250	20.278	33.845	23.210	32.917	240.5
2nd	96	Daniel HOLGADO		Red Bull KTM Ajo SPA			7	1'47.409 P	20.319	33.971	23.179	29.940	241.0
		Runs=2	Total laps=15	Full laps=7			8	9'15.923	19.741	34.839	23.685	33.482	168.7
1	2'44.569	22.258	35.996	24.283	33.902	135.3	9	1'50.797	20.294	34.090	23.387	33.026	240.5
2	1'52.845 *	20.716	34.631	23.596	33.902*	244.8	10	1'50.630	20.277	33.958	23.316	33.079	239.4
3	1'51.953	20.656	34.410	23.417	33.470	241.6	11	1'50.777 *	20.291	34.065	23.282*	33.139	241.0
4	1'51.237	20.375	34.201	23.605	33.056	243.2	12	1'48.734 P	20.264	34.936	24.054	29.480	240.5
5	1'50.876 *	20.289	34.266	23.277*	33.044	242.6	13	5'40.081	20.746	34.914	23.746	33.137	160.7
6	1'50.298	20.202	33.842	23.190	33.064	244.8	14	1'49.405 *	20.13*	33.711	23.086	32.469	240.5
7	1'52.145 P	20.17*	35.331	23.888	32.752	245.4	15	1'48.978	19.966	33.542	23.035	32.435	240.0
8	9'45.806	23.484	37.219	24.273	34.454	121.8	16	1'52.235	20.240	33.887	24.360	33.748	240.0
9	1'51.691	20.341	34.261	23.362	33.727	242.6	5th	24	Tatsuki SUZUKI		Leopard Racing JPN		
10	1'50.847	20.309	34.156	23.184	33.198	243.7			Runs=2	Total laps=15	Full laps=7		
11	1'52.082 P	20.281	34.805	24.361	32.635	240.0	1	4'33.727	26.372	40.615	25.472	37.468	113.5
12	6'51.982 *	19.426	35.543	23.523*	32.985	168.7	2	1'53.387 *	20.849	35.255	23.594*	33.689	244.8
13	1'50.096 *	20.24*	34.102	23.150*	32.602*	242.1	3	1'51.366	20.436	34.202	23.450	33.278	244.8
14	1'49.126	20.113	33.732	22.881	32.400	242.1	4	1'51.573	20.372	34.312	23.314	33.575	245.4
15	1'48.870	19.957	33.590	22.938	32.385	244.3	5	1'50.338	20.273	33.886	23.278	32.901	243.7
3rd	7	Dennis FOGGIA		Leopard Racing ITA			6	1'51.889	20.320	34.247	23.471	33.851	244.8
		Runs=1	Total laps=17	Full laps=10			7	1'50.137	20.157	33.902	23.174	32.904	243.2
1	3'27.867	20.618	42.317	26.664	36.898	173.9	8	1'50.507 *	20.236	34.086	23.238*	32.947	242.1
2	1'53.950 *	21.07*	35.451	23.659	33.769*	242.1	9	1'55.522 P	21.201	36.066	24.778	33.477	229.7
3	1'52.450	20.542	34.989	23.588	33.331	242.1	10	9'01.324 *	25.883	36.393	23.235*	32.822	148.3
4	1'51.205	20.388	34.285	23.387	33.145	242.6	11	1'49.498 *	20.139	33.629	23.048*	32.682	244.3
5	1'50.316	20.312	34.125	23.085	32.794	245.4	12	1'49.447	20.086	33.734	23.001	32.626	242.6
6	1'50.129	20.254	33.970	23.116	32.789	245.4	13	1'49.081	20.147	33.646	22.938	32.350	243.2
7	1'50.080	20.185	33.985	23.069	32.841	245.4	14	1'59.308 *	21.97*	39.415	23.650*	34.272	242.1

Fastest Lap: Izan GUEVARA Valresa GASGAS Asp SPA **1'48.675** 20.227 33.271 22.950 32.227

These data/results cannot be reproduced, stored and/or transmitted in whole or in part by any manner of electronic, mechanical, photocopying, recording, broadcasting or otherwise now known or herein after developed without the previous express consent by the copyright owner, except for reproduction in daily press and regular printed publications on sale to the public within 60 days of the event related to those data/results and always provided that copyright symbol appears together as follows below.
© DORNA, 2022

Free Practice Nr. 1

Moto3

Lap	Lap Time	T1	T2	T3	T4	Speed	Lap	Lap Time	T1	T2	T3	T4	Speed
15	1'52.028 P	20.740	36.220	24.526*	30.542	245.4	14	7'45.306 *	21.308	34.555	23.482	32.721*	142.8
6th 16 Andrea MIGNO Rivacold Snipers Tea ITA Runs=2 Total laps=16 Full laps=10							15	1'49.779	20.259	33.795	23.252	32.473	238.4
1	2'22.428	20.759	35.868	24.128	34.845	160.2	16	1'49.451	20.149	33.741	23.127	32.434	238.4
2	1'54.631	21.108	35.371	23.878	34.274	236.8	17	1'54.151	20.171	34.424	26.226	33.330	237.3
3	1'53.036	20.646	34.902	23.576	33.912	237.8	18	1'50.365 *	20.291	33.996	23.408	32.670*	240.5
4	1'52.461	20.538	34.582	23.345	33.996	238.4	9th 44 David MUÑOZ BOE Motorsports SPA Runs=2 Total laps=16 Full laps=11						
5	1'51.910	20.509	34.502	23.427	33.472	237.8	1	2'40.633	22.090	36.582	24.187	34.224	148.5
6	1'51.470	20.400	34.391	23.364	33.315	237.8	2	2'14.303	34.403	39.859	24.454	35.587	244.3
7	1'51.979	20.302	34.463	23.319	33.895	237.3	3	1'52.573	20.887	34.832	23.567	33.287	243.7
8	1'51.228	20.297	34.343	23.319	33.269	237.3	4	1'51.532	20.550	34.414	23.400	33.168	243.2
9	1'53.837 P	21.199	36.317	24.663	31.658	237.3	5	1'51.172	20.447	34.326	23.341	33.058	244.3
10	8'10.618 *	30.482	34.550	23.502*	33.295	93.5	6	1'51.968	20.482	34.255	23.639	33.592	243.2
11	1'50.981	20.445	34.228	23.280	33.028	241.6	7	1'50.843	20.305	34.104	23.215	33.219	243.7
12	1'53.560 *	20.31*	36.008	23.522*	33.711	241.0	8	1'52.836 P	20.42*	37.663	24.413	30.336	243.7
13	1'49.360 P	21.045	34.770	23.777	29.768	238.9	9	7'00.740 *	19.085	35.038	23.654	34.045*	173.3
14	6'22.645	21.986	34.745	23.255	32.884	146.7	10	1'53.132	20.406	34.480	23.710	34.536	241.0
15	1'49.625	20.267	33.783	22.978	32.597	241.6	11	1'51.297	20.308	34.314	23.398	33.277	242.6
16	1'49.188	20.092	33.674	22.987	32.435	242.1	12	1'50.853	20.420	34.217	23.236	32.980	240.5
7th 11 Sergio GARCIA Valresa GASGAS Asp SPA Runs=2 Total laps=17 Full laps=12							13	1'53.541 P	20.42*	36.701	24.285	32.135	243.2
1	3'05.231	20.496	36.011	24.363	37.115	164.6	14	6'50.406	21.356	37.621	25.970	34.152	148.3
2	1'52.439	20.849	34.521	23.646	33.423	239.4	15	1'56.740	20.151	33.970	23.764	38.855	242.1
3	1'51.681	20.513	34.634	23.423	33.111	240.5	16	1'49.468	20.230	33.743	23.054	32.441	239.4
4	1'51.138	20.341	34.458	23.245	33.094	241.6	10th 27 Kaito TOBA CIP Green Power JPN Runs=2 Total laps=15 Full laps=9						
5	1'50.839	20.314	34.453	23.152	32.920	242.1	1	2'44.125	22.491	36.635	25.069	34.258	152.7
6	1'50.465	20.230	34.032	23.075	33.128	243.7	2	1'53.479	21.008	35.128	23.629	33.714	239.4
7	1'50.786	20.279	34.211	23.229	33.067	243.2	3	1'52.025	20.368	34.458	23.485	33.714	243.7
8	1'50.492	20.238	34.101	23.234	32.919	242.6	4	1'51.475	20.379	34.162	23.527	33.407	246.5
9	1'46.872 P	20.184	34.176	23.249*	29.263	243.2	5	1'50.959	20.417	34.169	23.291	33.082	242.6
10	7'09.327	20.056	34.370	23.646	33.316	167.1	6	1'54.377 P	21.62*	38.628	23.842	30.284	242.6
11	1'50.828	20.267	34.117	23.222	33.222	242.6	7	9'39.939 *	24.328	35.460	24.219	33.966*	145.3
12	1'51.416	20.354	34.438	23.389	33.235	240.5	8	1'52.402	20.529	34.891	23.632	33.350	235.8
13	1'47.668 P	20.341	34.459	23.419	29.449	241.6	9	1'51.644	20.457	34.416	23.426	33.345	238.4
14	5'06.446	26.192	35.512	23.380	32.773	131.5	10	1'54.738 *	21.72*	35.481	24.182	33.350	238.9
15	1'49.392	20.132	33.770	22.946	32.544	242.1	11	1'47.244 P	20.410	34.304	23.338	29.192	242.1
16	1'57.232	20.116	34.065	24.010	39.041	241.0	12	6'42.291	21.714	35.482	23.522	35.928	159.2
17	1'49.568	20.084	33.886	22.989	32.609	242.6	13	1'51.533	20.249	35.060	23.291	32.933	240.0
8th 99 Carlos TATAY CFMOTO Racing Pru SPA Runs=1 Total laps=18 Full laps=12							14	1'49.934	20.258	33.780	23.161	32.735	240.0
1	3'00.255	23.305	37.574	24.889	34.896	141.3	15	1'49.516	20.213	33.669	23.032	32.602	239.4
2	1'54.260	21.049	35.358	23.875	33.978	237.3	11th 54 Riccardo ROSSI SIC58 Squadra Corse ITA Runs=2 Total laps=17 Full laps=10						
3	1'52.486	20.721	34.623	23.715	33.427	238.9	1	3'05.987	22.287	36.191	24.232	35.884	140.2
4	1'51.682	20.489	34.292	23.703	33.198	239.4	2	1'53.099	20.692	34.940	23.690	33.777	242.1
5	1'50.975	20.368	34.205	23.360	33.042	241.0	3	1'52.003	20.475	34.602	23.530	33.396	241.6
6	1'51.167	20.443	34.188	23.515	33.021	241.6	4	1'51.540	20.476	34.407	23.434	33.223	242.1
7	1'50.776	20.439	34.062	23.412	32.863	238.9	5	1'50.939	20.298	34.189	23.342	33.110	242.1
8	1'50.590	20.364	34.091	23.395	32.740	240.0	6	1'50.615	20.295	34.039	23.326	32.955	242.1
9	2'32.676 *	20.239	1'09.350	28.342	34.745*	241.0	7	1'50.682 *	20.269	34.051	23.275*	33.087	243.2
10	1'52.316	20.646	34.653	23.880	33.137	234.7	8	1'50.489	20.267	34.020	23.258	32.944	242.1
11	1'51.226 *	20.387	34.286	23.552*	33.001	235.8	9	1'57.329 P	21.35*	38.634	25.652	31.692	242.1
12	1'50.834	20.335	34.135	23.405	32.959	235.8	10	6'57.512	19.218	34.751	23.593	33.187	166.6
13	1'49.789 P	20.04*	35.322	24.581	29.846	236.3	11	1'50.900	20.254	34.202	23.293	33.151	243.2

Fastest Lap: Izan GUEVARA Valresa GASGAS Asp SPA **1'48.675** 20.227 33.271 22.950 32.227

These data/results cannot be reproduced, stored and/or transmitted in whole or in part by any manner of electronic, mechanical, photocopying, recording, broadcasting or otherwise now known or herein after developed without the previous express consent by the copyright owner, except for reproduction in daily press and regular printed publications on sale to the public within 60 days of the event related to those data/results and always provided that copyright symbol appears together as follows below.
© DORNA, 2022

Official MotoGP Timing by TISSOT
www.motogp.com

Barcelona, Friday, June 03, 2022

Page 2 of 6



Free Practice Nr. 1

Moto3

Lap	Lap Time	T1	T2	T3	T4	Speed	Lap	Lap Time	T1	T2	T3	T4	Speed
12	1'50.594	20.193	34.235	23.232	32.934	243.2	11	1'52.525 P	20.517	35.588	24.808	31.612	238.9
13	1'50.007 P	20.513	34.827	24.134	30.533	240.5	12	7'32.969	21.776	35.024	23.530	32.952	146.7
14	5'05.682	26.504	35.444	23.462	32.907	139.5	13	1'49.756	20.117	33.811	23.108	32.720	243.2
15	1'49.601	20.133	33.784	23.194	32.490	242.1	14	1'49.704	20.075	33.818	23.071	32.740	242.1
16	1'49.573	20.097	33.680	23.071	32.725	244.8	15th 38 David SALVADOR Sterilgarda Husqvarna SPA						
17	1'55.703 *	21.391*	38.501	22.965	32.847	239.4	Runs=2 Total laps=16 Full laps=8						
12th 6 Ryusei YAMANAKA MT Helmets - MSI JPN							1	2'47.390	22.149	36.139	24.194	34.464	138.9
Runs=2 Total laps=15 Full laps=9							2	1'54.268 *	20.928	35.134	23.918*	34.288*	241.6
1	3'21.710	21.633	41.030	24.051	34.231	170.6	3	1'53.864	20.911	35.039	23.847	34.067	241.0
2	1'54.128 *	21.167	35.369	23.757*	33.835	236.3	4	1'55.744	20.558	34.786	23.724	36.676	241.0
3	1'52.704	20.829	34.735	23.571	33.569	235.8	5	1'52.111	20.447	34.545	23.582	33.537	243.7
4	1'51.867	20.655	34.439	23.495	33.278	236.8	6	1'52.346 *	20.530	34.507	23.622*	33.687	243.2
5	1'51.666	20.591	34.372	23.550	33.153	236.8	7	1'51.980 *	20.601	34.319	23.533	33.527*	241.6
6	1'51.843	20.608	34.414	23.624	33.197	235.8	8	1'51.989	20.403	34.652	23.365	33.569	242.1
7	1'49.462 P	20.531	34.377	23.891	30.663	236.3	9	1'49.115 P	20.366	34.410	23.564	30.775	242.1
8	9'06.786 *	24.309	36.916*	23.881	34.391	143.2	10	10'09.640 *	20.010	35.013	23.769*	33.640	162.6
9	1'50.596	20.288	34.144	23.097	33.067	241.6	11	1'52.055	20.480	34.558	23.545	33.472	240.0
10	1'51.438	20.326	34.341	23.411	33.360	241.6	12	1'51.888	20.434	34.478	23.470	33.506	240.0
11	1'47.857 P	20.523	34.136	23.423	29.775	237.8	13	1'48.220 P	20.425	34.624	23.570	29.601	239.4
12	6'38.861	19.819	35.550	23.997	33.478	171.4	14	4'22.710	23.740	34.433	23.934	35.785	140.0
13	1'49.595	20.189	33.856	23.109	32.441	237.3	15	1'49.757	20.204	33.758	23.068	32.727	241.6
14	1'49.891	20.100	33.924	23.144	32.723	238.9	16	1'50.403	20.062	34.128	23.231	32.982	242.1
15	1'49.877	20.224	33.853	23.103	32.697	240.0	16th 53 Deniz ÖNCÜ Red Bull KTM Tech3 TUR						
13th 20 Lorenzo FELLON SIC58 Squadra Corse FRA							Runs=2 Total laps=15 Full laps=8						
Runs=2 Total laps=16 Full laps=8							1	2'41.821	22.079	35.857	24.149	34.744	145.3
1	2'43.611	20.925	35.857	24.218	34.453	142.4	2	1'52.893	21.067	34.573	23.520	33.733	244.3
2	1'53.888	20.702	35.105	23.888	34.193	242.1	3	1'51.378	20.350	34.412	23.309	33.307	244.3
3	1'52.432	20.762	34.472	23.478	33.720	237.8	4	1'50.792	20.370	33.958	23.389	33.075	242.1
4	1'52.622	20.492	34.297	23.402	34.431	243.2	5	1'52.522 *	21.59*	34.563	23.343	33.025	243.2
5	1'52.339 *	20.466	34.741	23.638	33.494*	243.2	6	1'50.696	20.373	33.992	23.282	33.049	242.1
6	1'51.851	20.568	34.446	23.563	33.274	241.0	7	1'50.750 *	20.499	33.916	23.304*	33.031	238.9
7	1'51.069 P	20.21*	35.762	24.264*	30.832	239.4	8	1'48.175 P	20.412	34.135	23.700	29.928	238.9
8	9'07.128 *	19.738	35.110	23.482*	33.433*	167.4	9	9'08.194	21.928	34.882	23.409	32.930	163.3
9	1'50.961	20.515	34.218	23.257	32.971	242.1	10	1'49.919	20.282	33.913	22.969	32.755	241.6
10	1'50.530 *	20.370	33.988	23.299	32.873*	243.7	11	1'50.292	20.122	34.012	23.251	32.907	244.8
11	1'50.834	20.410	34.185	23.301	32.938	244.8	12	1'47.005 P	20.235	34.033	23.369*	29.368	241.0
12	1'47.618 P	20.186	34.803	23.746	28.883	243.7	13	5'34.128	19.640	35.560	24.084	33.488	170.3
13	5'24.641 *	19.621	35.564	23.567*	32.835*	166.9	14	2'57.730	1'23.741	37.571	23.426	32.992	243.7
14	1'49.611	20.188	33.810	23.122	32.491	243.2	15	1'50.025	20.307	33.757	23.172	32.789	240.5
15	1'49.637	20.118	33.906	23.094	32.519	243.7	17th 48 Ivan ORTOLÁ Angeluss MTA Team SPA						
16	1'49.952 *	20.250	33.940	23.159*	32.603*	243.7	Runs=2 Total laps=17 Full laps=11						
14th 66 Joel KELSO CIP Green Power AUS							1	2'38.035	22.148	36.384	24.531	34.805	160.4
Runs=2 Total laps=14 Full laps=9							2	1'53.572	21.163	34.925	23.638	33.846	237.3
1	2'49.485	21.846	36.222	24.422	34.443	142.4	3	1'54.495	20.699	34.768	24.219	34.809	238.4
2	1'54.089	20.921	35.196	24.013	33.959	240.0	4	1'52.021	20.665	34.416	23.460	33.480	237.8
3	1'52.516	20.686	34.698	23.613	33.519	243.2	5	1'51.892	20.791	34.501	23.191	33.409	234.7
4	1'55.702	20.414	35.316	24.092	35.880	243.7	6	1'51.407	20.465	34.214	23.291	33.437	235.2
5	1'51.626	20.582	34.386	23.388	33.270	242.6	7	1'52.807 *	20.77*	35.371	23.299	33.361	235.8
6	1'52.230	20.533	34.347	23.640	33.710	240.5	8	1'52.074	20.500	34.460	23.453	33.661	236.3
7	1'52.006 P	20.592	34.265	23.944	33.205	241.6	9	1'52.964	20.922	34.747	23.611	33.684	237.8
8	10'13.058	22.162	35.421	24.041	34.010	144.9	10	1'51.335 P	20.743	35.284	24.392	30.916	237.3
9	1'52.759	20.651	34.629	23.750	33.729	238.4	11	7'45.293 *	20.185	35.285	23.735*	33.555*	160.0
10	1'52.536	20.530	34.551	23.704	33.751	238.4	12	1'51.964	20.623	34.628	23.408	33.305	237.8

Fastest Lap: Izan GUEVARA Valresa GASGAS Asp SPA **1'48.675** 20.227 33.271 22.950 32.227

These data/results cannot be reproduced, stored and/or transmitted in whole or in part by any manner of electronic, mechanical, photocopying, recording, broadcasting or otherwise now known or herein after developed without the previous express consent by the copyright owner, except for reproduction in daily press and regular printed publications on sale to the public within 60 days of the event related to those data/results and always provided that copyright symbol appears together as follows below.
© DORNA, 2022

Official MotoGP Timing by TISSOT
www.motogp.com

Barcelona, Friday, June 03, 2022

Page 3 of 6



Free Practice Nr. 1

Moto3

Lap	Lap Time	T1	T2	T3	T4	Speed	Lap	Lap Time	T1	T2	T3	T4	Speed
13	1'51.404	20.431	34.323	23.395	33.255	236.8	13	1'50.386	20.406	33.951	23.298	32.731	242.1
14	1'50.809 P	20.560	34.651	24.123	31.475	236.3	21st 31 Adrian FERNANDEZ Red Bull KTM Tech3 SPA						242.1
15	4'37.830	21.408	35.639	23.272	32.842	159.5	Runs=2 Total laps=16 Full laps=9						242.1
16	1'49.949	20.378	33.763	23.164	32.644	235.2	1	2'38.356	23.231	36.219	24.138	34.769	155.1
17	1'50.754	20.314	34.077	23.251	33.112	234.7	2	1'53.017	20.746	34.780	23.780	33.711	241.6
18th 64 Mario AJI Honda Team Asia INA							3	1'52.583	20.724	34.703	23.683	33.473	240.5
Runs=1 Total laps=16 Full laps=10							4	1'52.354	20.716	34.570	23.598	33.470	235.8
1	2'51.245	20.394	36.054	24.668	34.522	169.2	5	1'51.927	20.723	34.383	23.507	33.314	235.8
2	1'53.981	21.145	34.856	24.184	33.796	234.7	6	1'53.430	21.108	35.813	23.419	33.090	236.3
3	1'52.788	20.827	34.629	23.858	33.474	236.3	7	1'51.314	20.593	34.165	23.357	33.199	243.2
4	1'52.583 *	20.708	34.378	23.726	33.771*	235.8	8	1'50.253 P	20.46*	35.136	23.467	31.181	237.8
5	1'53.733	20.923	34.932	23.963	33.915	233.7	9	7'21.864	19.798	34.685	23.603	36.163	174.1
6	1'52.020	20.608	34.171	23.496	33.745	236.8	10	1'50.399	20.198	34.068	23.210	32.923	245.4
7	1'51.434	20.710	34.140	23.645	32.939	236.3	11	1'50.790	20.511	34.000	23.245	33.034	236.8
8	1'51.302	20.494	34.357	23.448	33.003	235.8	12	1'47.634 P	20.394	34.039	23.207	29.994	244.8
9	1'50.104 P	20.573	34.424	23.615	31.492	233.7	13	7'13.690 *	19.031	35.582	23.480	33.209*	175.0
10	12'31.056	21.199	36.598	24.777	33.012	154.5	14	1'50.648	20.456	34.092	23.212	32.888	234.7
11	1'50.126	20.475	33.698	23.261	32.692	234.2	15	1'51.414 *	20.81*	34.587	23.255	32.757	236.3
12	1'50.758	20.369	34.033	23.475	32.881	235.2	16	1'49.969 *	20.260	33.848	23.113	32.748*	239.4
13	1'55.520 *	20.65*	35.698	23.462	35.706	233.7	22nd 19 Scott OGDEN VisionTrack Racing T GBR						239.4
14	1'55.232	20.463	35.161	23.706	35.902	235.8	Runs=3 Total laps=16 Full laps=8						239.4
15	1'50.951 *	20.482	34.099	23.483	32.887*	233.7	1	2'39.683	31.436	38.922	24.744	34.590	94.4
16	1'50.698	20.581	34.109	23.270	32.738	233.7	2	1'54.906	21.316	35.507	24.180	33.903	241.6
19th 82 Stefano NEPA Angeluss MTA Team ITA							3	1'53.122	20.848	34.847	23.836	33.591	240.5
Runs=3 Total laps=14 Full laps=6							4	1'55.956 *	20.724	34.881	23.723	36.628*	243.2
1	3'11.712 P	30.229	36.385	24.013	43.573	102.6	5	1'52.591	20.675	34.599	23.554	33.763	242.6
2	5'24.276	18.757	35.840	24.142	35.011	174.1	6	1'51.839	20.727	34.309	23.597	33.206	238.4
3	1'53.402	20.689	34.820	23.940	33.953	240.5	7	1'51.823 P	20.63*	35.657	24.016	31.511	240.0
4	1'52.372 *	20.567	34.860	23.556*	33.389	238.9	8	5'21.508	30.488	36.362	24.150	33.913	102.0
5	1'51.475	20.452	34.383	23.280	33.360	240.5	9	1'49.742 P	20.845	34.774	23.898	30.225	234.2
6	1'51.655	20.384	34.329	23.514	33.428	242.1	10	5'40.456	21.996	36.426	24.318	36.046	159.7
7	1'48.368 P	20.395	34.496	23.525	29.952	241.0	11	1'50.665	20.453	34.117	23.419	32.676	242.1
8	7'27.030 *	22.314	35.645	23.733	33.573*	169.8	12	1'49.250 P	20.572	34.217	23.879	30.582	242.6
9	1'51.886	20.486	34.352	23.621	33.427	238.9	13	5'25.909	27.067	35.250	23.964	34.840	164.1
10	1'51.830	20.446	34.422	23.554	33.408	238.9	14	1'56.318	20.715	34.526	23.596	37.481	241.0
11	1'52.524 P	20.61*	38.723	23.723	29.463	238.4	15	1'50.705	20.455	34.115	23.431	32.704	239.4
12	6'33.856	21.880	34.978	23.257	32.872	151.8	16	1'50.443	20.285	33.973	23.349	32.836	244.3
13	1'50.259	20.259	34.035	23.168	32.797	241.6	23rd 72 Taiyo FURUSATO Honda Team Asia JPN						244.3
14	1'50.452 *	20.259	34.148	23.209	32.836*	241.0	Runs=2 Total laps=16 Full laps=8						244.3
20th 17 John MCPHEE Sterilgarda Husqvarna GBR							1	2'33.500	22.468	37.216	25.261	35.925	161.6
Runs=2 Total laps=13 Full laps=8							2	1'57.316	21.610	36.077	24.650	34.979	236.8
1	4'42.875	25.833	37.294	24.562	37.142	125.5	3	1'56.689 *	20.98*	36.855	24.351*	34.498*	237.3
2	1'53.025	20.815	34.664	23.749	33.797	241.6	4	1'54.589	20.912	35.234	24.010	34.433	240.5
3	1'55.017	20.573	35.692	24.296	34.456	241.0	5	1'54.132	20.783	35.546	23.793	34.010	241.0
4	1'52.146	20.547	34.386	23.616	33.597	242.1	6	1'52.514 P	21.15*	35.656	23.968*	31.733	239.4
5	1'52.293	20.544	34.264	23.923	33.562	239.4	7	8'31.685 *	20.385	35.605	24.182*	34.442	168.2
6	1'51.849	20.580	34.250	23.649	33.370	238.4	8	1'54.112	20.900	35.028	23.921	34.263	234.2
7	1'51.296	20.454	34.175	23.474	33.193	238.9	9	1'52.948	20.756	34.762	23.731	33.699	236.8
8	1'48.738 P	20.524	34.281	23.553	30.380	238.4	10	1'52.531	20.627	34.607	23.675	33.622	238.4
9	10'02.511	28.527	37.450	24.053	34.030	124.5	11	1'52.331	20.611	34.466	23.719	33.535	237.3
10	1'52.587	20.713	34.600	23.768	33.506	238.4	12	1'52.957 P	20.69*	36.046	24.704*	31.513	235.8
11	1'53.022 P	20.86*	36.366	24.694	31.102	237.3	13	5'47.966 *	21.177	35.563	23.867*	33.859	165.6
12	6'52.851	24.952	40.071	24.385	38.300	133.9	14	1'51.041 *	20.456	34.116	23.271	33.198*	240.0

Fastest Lap: Izan GUEVARA Valresa GASGAS Asp SPA 1'48.675 20.227 33.271 22.950 32.227

These data/results cannot be reproduced, stored and/or transmitted in whole or in part by any manner of electronic, mechanical, photocopying, recording, broadcasting or otherwise now known or herein after developed without the previous express consent by the copyright owner, except for reproduction in daily press and regular printed publications on sale to the public within 60 days of the event related to those data/results and always provided that copyright symbol appears together as follows below.
© DORNA, 2022

Free Practice Nr. 1

Moto3

Lap	Lap Time	T1	T2	T3	T4	Speed	Lap	Lap Time	T1	T2	T3	T4	Speed
15	1'53.634 *	21.371*	35.578	23.473*	33.208	238.4	16	1'52.221	20.706	34.553	23.634	33.328	235.2
16	1'50.578	20.397	34.088	23.233	32.860	240.5	17	1'55.930 *	20.60*	35.232	23.570	36.525	236.3
24th 43 Xavier ARTIGAS CFMOTO Racing Pru SPA Runs=2 Total laps=16 Full laps=9							18 1'51.188 20.447 34.271 23.392 33.078 238.9						
1	2'27.328	20.677	35.565	24.766	34.677	165.3	27th 23 Elia BARTOLINI QJMotor Avintia Racin ITA Runs=1 Total laps=17 Full laps=13						159.5
2	1'53.876	20.916	34.894	23.864	34.202	236.8	1	2'27.373	21.923	37.403	24.987	34.677	159.5
3	1'53.144	20.723	34.822	23.744	33.855	237.8	2	1'54.507	21.105	35.074	24.072	34.256	234.2
4	1'52.652	20.622	34.586	23.696	33.748	238.4	3	1'53.694	20.717	34.891	24.007	34.079	236.8
5	1'52.190	20.574	34.464	23.539	33.613	238.4	4	1'55.190	20.714	35.156	24.916	34.404	236.3
6	2'03.158 *	24.251*	39.233	24.256	35.410	242.1	5	1'54.485	20.922	35.122	24.240	34.201	235.2
7	1'51.256	20.450	34.158	23.387	33.261	244.3	6	1'57.716	20.759	35.326	24.757	36.874	233.7
8	1'49.804 P	20.283	34.524	23.471	31.526	242.1	7	1'53.260	20.820	34.763	23.812	33.865	238.9
9	7'15.360	22.901	34.728	23.594	33.369	144.3	8	1'52.755	20.641	34.622	23.743	33.749	236.8
10	1'52.076	20.623	34.341	23.540	33.572	240.0	9	1'49.878 P	20.768	34.899	24.007*	30.204	235.2
11	1'52.349	20.562	34.448	23.615	33.724	239.4	10	9'16.939 *	19.514	34.665	23.707	33.554*	168.4
12	1'49.892 P	20.596	34.850	24.137*	30.309	238.4	11	1'52.491	20.676	34.543	23.695	33.577	237.3
13	6'02.361	20.495	34.840	23.631	33.278	164.6	12	1'52.919	20.743	34.735	23.836	33.605	237.3
14	1'50.832	20.307	34.203	23.360	32.962	238.9	13	1'52.941	20.717	34.861	23.708	33.655	234.7
15	2'01.040 *	20.95*	37.549	25.336	37.198	238.4	14	1'52.570	20.692	34.674	23.682	33.522	233.7
16	1'51.123	20.431	34.171	23.332	33.189	238.4	15	1'52.730	20.603	34.724	23.828	33.575	235.2
25th 63 Syarifuddin AZMAN VisionTrack Racing T MAL Runs=3 Total laps=14 Full laps=5							16 2'08.971 * 21.802 41.663 23.948* 41.558 233.2						
1	2'39.354	27.315	38.531	26.148	37.203	104.7	17	1'51.560	20.447	34.352	23.455	33.306	239.4
2	1'56.371	21.273	36.246	24.251	34.601	236.8	28th 70 Joshua WHATLEY VisionTrack Racing T GBR Runs=2 Total laps=16 Full laps=5						152.1
3	1'55.252	21.303	36.082	23.777	34.090	233.7	1	2'34.493	22.478	38.293	26.338	37.078	152.1
4	1'52.367 P	21.023	36.177	24.560	30.607	236.8	2	2'00.473 *	22.06*	37.389	24.357	36.659	231.7
5	6'46.807	22.365	36.038	24.128	34.584	157.2	3	1'53.227 *	20.693	34.820	23.780	33.934*	239.4
6	1'54.535	20.922	35.463	24.091	34.059	232.7	4	1'54.631	20.851	34.797	24.149	34.834	234.7
7	1'54.281 *	21.087	35.128*	24.051	34.015	232.7	5	1'52.409	20.911	34.440	23.637	33.421	239.4
8	1'54.819 P	21.028	36.136	25.163	32.492	231.7	6	1'52.078	20.545	34.484	23.612	33.437	238.9
9	5'50.315	26.631	36.350	23.846	33.583	91.2	7	2'00.809 *	20.865	38.055	25.260	36.629*	233.2
10	1'52.066	20.631	34.425	23.584	33.426	236.3	8	1'52.132 *	20.665	34.385	23.715	33.367*	235.8
11	1'51.754 P	20.743	34.879	24.575	31.557	235.2	9	1'50.048 P	20.608	34.628	23.649	31.163	233.7
12	6'58.245	21.312	36.528	26.302	33.428	161.6	10	8'53.196	21.676	36.817	26.128	38.217	152.1
13	1'50.858	20.367	34.099	23.473	32.919	236.3	11	1'53.516	20.587	34.702	24.144	34.083	235.8
14	1'54.375 *	21.251*	36.338	24.025	32.754	235.2	12	1'49.454 P	20.558	34.879	24.000	30.017	238.9
26th 18 Matteo BERTELLE QJMotor Avintia Racin ITA Runs=1 Total laps=18 Full laps=10							13 5'28.737 26.339 34.967 23.996 37.385 120.9						
1	2'40.557	23.382	38.777	25.123	35.371	142.1	14	1'59.289 *	20.93*	36.986	23.648	37.719	235.8
2	1'55.305 *	20.93*	35.959	24.092	34.319	238.9	15	1'51.729	20.584	34.420	23.654	33.071	234.7
3	1'53.668 *	20.977	35.050	23.754	33.887*	237.8	16	1'55.609 *	21.99*	35.936	23.934	33.746	235.8
4	1'53.181	20.774	34.614	23.503	34.290	240.0	29th 10 Diogo MOREIRA MT Helmets - MSI BRA Runs=2 Total laps=6 Full laps=3						150.6
5	1'52.342	20.717	34.608	23.474	33.543	240.5	1	2'38.573	23.143	36.870	24.610	34.970	150.6
6	1'55.461	20.611	35.035	26.074	33.741	241.0	2	1'53.567	21.061	35.000	23.824	33.682	240.0
7	1'51.970	20.582	34.435	23.460	33.493	237.3	3	1'52.566	20.697	34.606	23.576	33.687	239.4
8	1'51.974 *	20.580	34.448	23.500	33.446*	236.3	4	1'52.301	20.784	34.366	23.705	33.446	236.8
9	1'48.424 P	20.615	34.549	23.502*	29.758	235.8	5	1'53.265 P	20.603	34.431	25.524	32.707	237.8
10	7'19.500	19.002	35.424	23.794	33.466	173.9	6	7'52.109 P	22.061	35.750	25.095	31.534	156.7
11	1'51.734 *	20.456	34.381	23.540	33.357*	240.0	30th 22 Ana CARRASCO BOE Motorsports SPA Runs=2 Total laps=15 Full laps=10						162.8
12	1'51.778	20.648	34.309	23.449	33.372	238.4	1	2'12.515	21.827	38.481	25.240	36.075	162.8
13	1'51.694	20.565	34.328	23.518	33.283	237.3	2	1'57.791	21.476	36.548	24.605	35.162	232.7
14	2'08.419	20.647	34.412	23.447	49.913	235.2							
15	1'55.138	21.522	35.479	24.030	34.107	232.2							

Fastest Lap: Izan GUEVARA Valresa GASGAS Asp SPA 1'48.675 20.227 33.271 22.950 32.227

These data/results cannot be reproduced, stored and/or transmitted in whole or in part by any manner of electronic, mechanical, photocopying, recording, broadcasting or otherwise now known or herein after developed without the previous express consent by the copyright owner, except for reproduction in daily press and regular printed publications on sale to the public within 60 days of the event related to those data/results and always provided that copyright symbol appears together as follows below.
© DORNA, 2022

Free Practice Nr. 1

Moto3

Lap	Lap Time	T1	T2	T3	T4	Speed	Lap	Lap Time	T1	T2	T3	T4	Speed
3	1'56.493	21.173	36.122	24.375	34.823	234.2							
4	1'56.293	21.190	35.986	24.337	34.780	234.2							
5	1'55.739	21.071	35.899	24.203	34.566	237.3							
6	1'55.435	21.139	35.609	24.199	34.488	234.2							
7	1'58.482 P	21.174	35.919	24.331	37.058	233.2							
8	8'48.025	21.119	36.199	24.259	34.429	161.1							
9	1'54.568	20.916	35.470	24.060	34.122	236.3							
10	1'54.303	20.909	35.254	24.059	34.081	236.8							
11	1'54.371	20.909	35.262	24.069	34.131	236.3							
12	1'51.182 P	20.920	35.379	24.142	30.741	235.2							
13	7'11.529	21.817	37.503	25.891	34.918	153.1							
14	1'53.057	20.762	34.816	23.672	33.807	240.0							
15	1'53.305	20.704	34.911	23.541	34.149	239.4							

31st 89 **Marcos URIARTE** Rivacold Snipers Tea SPA
Runs=2 Total laps=14 Full laps=6

1	2'29.484	21.369	37.816	25.496	36.534	163.3							
2	1'58.978	21.540	36.820	24.899	35.719	238.4							
3	1'57.563	21.223	36.277	24.740	35.323	236.8							
4	1'56.680 *	21.513	35.926	24.229	35.012*	237.3							
5	1'56.390	21.327	35.733	24.315	35.015	239.4							
6	1'54.226 P	21.311*	37.139	24.385	31.386	239.4							
7	6'48.618 *	22.303	35.964*	24.197	34.462*	124.2							
8	1'54.878	20.927	35.508	23.994	34.449	235.8							
9	2'06.733 P	22.85*	42.186	27.786	33.908	235.2							
10	10'08.246	20.257	35.981	24.057	34.159	164.3							
11	1'54.391	20.736	35.444	24.031	34.180	237.3							
12	1'53.873	20.806	35.170	23.857	34.040	236.8							
13	1'54.107 *	20.729	35.352	23.912	34.114*	236.8							
14	1'53.989 *	20.781	35.154	23.894*	34.160	236.8							

Fastest Lap: Izan GUEVARA Valresa GASGAS Asp SPA **1'48.675** 20.227 33.271 22.950 32.227

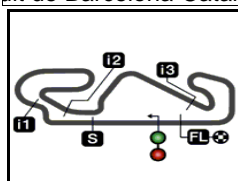
These data/results cannot be reproduced, stored and/or transmitted in whole or in part by any manner of electronic, mechanical, photocopying, recording, broadcasting or otherwise now known or herein after developed without the previous express consent by the copyright owner, except for reproduction in daily press and regular printed publications on sale to the public within 60 days of the event related to those data/results and always provided that copyright symbol appears together as follows below.
© DORNA, 2022

Official MotoGP Timing by TISSOT
www.motogp.com

Barcelona, Friday, June 03, 2022

Page 6 of 6





4657 m.

GRAN PREMI MONSTER ENERGY DE CATALUNYA

Free Practice Nr. 1

Best Partial Times

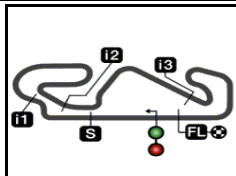
Moto3™

IT Ideal Lap Time, sum of the best partial times

BT Best Lap Time

T1		T2		T3		T4				IT	BT	
Pos	Rider	Time	Rider	Time	Rider	Time	Rider	Time	Pos	Rider	IT	BT
1	D.HOLGADO	19.957	I.GUEVARA	33.271	D.FOGGIA	22.864	I.GUEVARA	32.227	1	I.GUEVARA	1'48.412	1'48.675 (1)
2	J.GUEVARA	19.964	J.MASIA	33.542	D.HOLGADO	22.881	T.SUZUKI	32.350	2	D.HOLGADO	1'48.813	1'48.870 (2)
3	J.MASIA	19.966	D.FOGGIA	33.556	T.SUZUKI	22.938	D.HOLGADO	32.385	3	D.FOGGIA	1'48.825	1'48.962 (3)
4	D.FOGGIA	19.989	D.HOLGADO	33.590	S.GARCIA	22.946	D.FOGGIA	32.416	4	J.MASIA	1'48.978	1'48.978 (4)
5	D.SALVADOR	20.062	T.SUZUKI	33.629	I.GUEVARA	22.950	C.TATAY	32.434	5	T.SUZUKI	1'49.003	1'49.081 (5)
6	J.KELSO	20.075	K.TOBA	33.669	R.ROSSI	22.965	J.MASIA	32.435	6	A.MIGNO	1'49.179	1'49.188 (6)
7	S.GARCIA	20.084	A.MIGNO	33.674	D.ÖNCÜ	22.969	A.MIGNO	32.435	7	R.ROSSI	1'49.232	1'49.573 (11)
8	T.SUZUKI	20.086	R.ROSSI	33.680	A.MIGNO	22.978	R.YAMANAKA	32.441	8	S.GARCIA	1'49.344	1'49.392 (7)
9	A.MIGNO	20.092	M.AJI	33.698	K.TOBA	23.032	D.MUÑOZ	32.441	9	D.MUÑOZ	1'49.389	1'49.468 (9)
10	R.ROSSI	20.097	C.TATAY	33.741	J.MASIA	23.035	R.ROSSI	32.490	10	C.TATAY	1'49.451	1'49.451 (8)
11	R.YAMANAKA	20.100	D.MUÑOZ	33.743	D.MUÑOZ	23.054	L.FELLON	32.491	11	R.YAMANAKA	1'49.491	1'49.595 (12)
12	L.FELLON	20.118	D.ÖNCÜ	33.757	D.SALVADOR	23.068	S.GARCIA	32.544	12	L.FELLON	1'49.513	1'49.611 (13)
13	D.ÖNCÜ	20.122	D.SALVADOR	33.758	J.KELSO	23.071	K.TOBA	32.602	13	K.TOBA	1'49.516	1'49.516 (10)
14	C.TATAY	20.149	I.ORTOLÁ	33.763	L.FELLON	23.094	I.ORTOLÁ	32.644	14	D.ÖNCÜ	1'49.603	1'49.919 (16)
15	D.MUÑOZ	20.151	S.GARCIA	33.770	R.YAMANAKA	23.097	S.OGDEN	32.676	15	D.SALVADOR	1'49.615	1'49.757 (15)
16	A.FERNANDEZ	20.198	L.FELLON	33.810	A.FERNANDEZ	23.113	M.AJI	32.692	16	J.KELSO	1'49.677	1'49.704 (14)
17	K.TOBA	20.213	J.KELSO	33.811	C.TATAY	23.127	J.KELSO	32.720	17	I.ORTOLÁ	1'49.885	1'49.949 (17)
18	S.NEPA	20.259	A.FERNANDEZ	33.848	I.ORTOLÁ	23.164	D.SALVADOR	32.727	18	A.FERNANDEZ	1'49.916	1'50.399 (21)
19	X.ARTIGAS	20.283	R.YAMANAKA	33.853	S.NEPA	23.168	J.MCPHEE	32.731	19	M.AJI	1'50.020	1'50.126 (18)
20	S.OGDEN	20.285	J.MCPHEE	33.951	T.FURUSATO	23.233	S.AZMAN	32.754	20	S.NEPA	1'50.259	1'50.259 (19)
21	I.ORTOLÁ	20.314	S.OGDEN	33.973	M.AJI	23.261	D.ÖNCÜ	32.755	21	S.OGDEN	1'50.283	1'50.443 (22)
22	S.AZMAN	20.367	S.NEPA	34.035	J.MCPHEE	23.298	A.FERNANDEZ	32.757	22	J.MCPHEE	1'50.386	1'50.386 (20)
23	M.AJI	20.369	T.FURUSATO	34.088	X.ARTIGAS	23.332	S.NEPA	32.797	23	T.FURUSATO	1'50.578	1'50.578 (23)
24	T.FURUSATO	20.397	S.AZMAN	34.099	S.OGDEN	23.349	T.FURUSATO	32.860	24	S.AZMAN	1'50.693	1'50.858 (25)

These data/results cannot be reproduced, stored and/or transmitted in whole or in part by any manner of electronic, mechanical, photocopying, recording, broadcasting or otherwise now known or herein after developed without the previous express consent by the copyright owner, except for reproduction in daily press and regular printed publications on sale to the public within 60 days of the event related to those data/results and always provided that copyright symbol appears together as follows below.
© DORNA, 2022



4657 m.

GRAN PREMI MONSTER ENERGY DE CATALUNYA

Free Practice Nr. 1

Best Partial Times

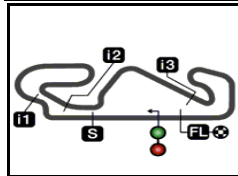
IT Ideal Lap Time, sum of the best partial times*BT* Best Lap Time

<i>T1</i>			<i>T2</i>			<i>T3</i>			<i>T4</i>				
<i>Pos</i>	<i>Rider</i>	<i>Time</i>	<i>Rider</i>	<i>Time</i>	<i>Rider</i>	<i>Time</i>	<i>Rider</i>	<i>Time</i>	<i>Pos</i>	<i>Rider</i>	<i>IT</i>	<i>BT</i>	
25	J.MCPHEE	20.406	X.ARTIGAS	34.158	M.BERTELLE	23.392	X.ARTIGAS	32.962	25	X.ARTIGAS	1'50.735	1'50.832 (24)	
26	M.BERTELLE	20.447	M.BERTELLE	34.271	E.BARTOLINI	23.455	J.WHATLEY	33.071	26	M.BERTELLE	1'51.188	1'51.188 (26)	
27	E.BARTOLINI	20.447	E.BARTOLINI	34.352	S.AZMAN	23.473	M.BERTELLE	33.078	27	E.BARTOLINI	1'51.560	1'51.560 (27)	
28	J.WHATLEY	20.545	D.MOREIRA	34.366	A.CARRASCO	23.541	E.BARTOLINI	33.306	28	J.WHATLEY	1'51.613	1'51.729 (28)	
29	D.MOREIRA	20.603	J.WHATLEY	34.385	D.MOREIRA	23.576	D.MOREIRA	33.446	29	D.MOREIRA	1'51.991	1'52.301 (29)	
30	A.CARRASCO	20.704	A.CARRASCO	34.816	J.WHATLEY	23.612	A.CARRASCO	33.807	30	A.CARRASCO	1'52.868	1'53.057 (30)	
31	M.URIARTE	20.729	M.URIARTE	35.154	M.URIARTE	23.857	M.URIARTE	34.040	31	M.URIARTE	1'53.780	1'53.873 (31)	

These data/results cannot be reproduced, stored and/or transmitted in whole or in part by any manner of electronic, mechanical, photocopying, recording, broadcasting or otherwise now known or herein after developed without the previous express consent by the copyright owner, except for reproduction in daily press and regular printed publications on sale to the public within 60 days of the event related to those data/results and always provided that copyright symbol appears together as follows below.
© DORNA, 2022

Official MotoGP Timing by TISSOT
www.motogp.com






4657 m.

GRAN PREMI MONSTER ENERGY DE CATALUNYA

Free Practice Nr. 1

Fastest Laps Sequence

<i>Practice Time</i>	 <i>Rider</i>	<i>Nation</i>	<i>Motorcycle</i>	<i>Time</i>	<i>Km/h</i>	<i>Rider's Lap</i>
4'10.306	22 Ana CARRASCO	SPA	KTM	1'57.791	142.3	2
4'17.059	16 Andrea MIGNO	ITA	HONDA	1'54.631	146.2	2
4'21.204	43 Xavier ARTIGAS	SPA	CFMOTO	1'53.876	147.2	2
4'31.373	31 Adrian FERNANDEZ	SPA	KTM	1'53.017	148.3	2
4'34.714	53 Deniz ÖNCÜ	TUR	KTM	1'52.893	148.5	2
4'38.731	5 Jaume MASIA	SPA	KTM	1'51.874	149.8	2
6'26.092	53 Deniz ÖNCÜ	TUR	KTM	1'51.378	150.5	3
6'29.703	5 Jaume MASIA	SPA	KTM	1'50.972	151.0	3
7'15.135	28 Izan GUEVARA	SPA	GASGAS	1'50.915	151.1	3
8'16.884	53 Deniz ÖNCÜ	TUR	KTM	1'50.792	151.3	4
9'05.339	28 Izan GUEVARA	SPA	GASGAS	1'50.204	152.1	4
10'55.422	28 Izan GUEVARA	SPA	GASGAS	1'50.083	152.2	5
12'45.292	28 Izan GUEVARA	SPA	GASGAS	1'49.870	152.5	6
24'47.340	28 Izan GUEVARA	SPA	GASGAS	1'49.831	152.6	9
26'37.053	28 Izan GUEVARA	SPA	GASGAS	1'49.713	152.8	10
30'19.793	7 Dennis FOGGIA	ITA	HONDA	1'49.164	153.5	11
32'08.755	7 Dennis FOGGIA	ITA	HONDA	1'48.962	153.8	12
34'42.049	28 Izan GUEVARA	SPA	GASGAS	1'48.675	154.2	13

These data/results cannot be reproduced, stored and/or transmitted in whole or in part by any manner of electronic, mechanical, photocopying, recording, broadcasting or otherwise now known or herein after developed without the previous express consent by the copyright owner, except for reproduction in daily press and regular printed publications on sale to the public within 60 days of the event related to those data/results and always provided that copyright symbol appears together as follows below.

© DORNA, 2022

Official MotoGP Timing by TISSOT
www.motogp.com

Barcelona, Friday, June 03, 2022

