

4657 m.

GRAN PREMI MONSTER ENERGY DE CATALUNYA

Free Practice Nr. 2

Classification

6

		Rider	Nation	Team	Motorcycle	Time	Lap Total	Gap	Top Speed
1	41	Aleix ESPARGARO	SPA	Aprilia Racing	APRILIA	1'39.402	19 19		349.5
2	12	Maverick VIÑALES	SPA	Aprilia Racing	APRILIA	1'39.705	15 19	0.303 0.303	347.2
3	23	Enea BASTIANINI	ITA	Gresini Racing MotoGP	DUCATI	1'39.890	17 18	0.488 0.185	347.2
4	63	Francesco BAGNAIA	ITA	Ducati Lenovo Team	DUCATI	1'39.950	17 19	0.548 0.060	347.2
5	89	Jorge MARTIN	SPA	Prima Pramac Racing	DUCATI	1'39.989	18 18	0.587 0.039	343.9
6	33	Brad BINDER	RSA	Red Bull KTM Factory Racing	KTM	1'40.083	19 19	0.681 0.094	346.1
7	43	Jack MILLER	AUS	Ducati Lenovo Team	DUCATI	1'40.095	19 21	0.693 0.012	346.1
8	20	Fabio QUARTARARO	FRA	Monster Energy Yamaha MotoGP	YAMAHA	1'40.123	18 18	0.721 0.028	343.9
9	42	Alex RINS	SPA	Team SUZUKI ECSTAR	SUZUKI	1'40.126	18 20	0.724 0.003	349.5
10	21	Franco MORBIDELLI	ITA	Monster Energy Yamaha MotoGP	YAMAHA	1'40.204	19 20	0.802 0.078	340.6
11	44	Po ESPARGARO	SPA	Repsol Honda Team	HONDA	1'40.237	17 18	0.835 0.033	345.0
12	30	Takaaki NAKAGAMI	JPN	LCR Honda IDEMITSU	HONDA	1'40.256	18 19	0.854 0.019	341.7
13	49	Fabio DI GIANNANTONIO	ITA	Gresini Racing MotoGP	DUCATI	1'40.346	16 16	0.944 0.090	342.8
14	72	Marco BEZZECCHI	ITA	Mooney VR46 Racing Team	DUCATI	1'40.428	16 18	1.026 0.082	346.1
15	10	Luca MARINI	ITA	Mooney VR46 Racing Team	DUCATI	1'40.448	16 18	1.046 0.020	343.9
16	36	Joan MIR	SPA	Team SUZUKI ECSTAR	SUZUKI	1'40.650	18 19	1.248 0.202	348.3
17	5	Johann ZARCO	FRA	Prima Pramac Racing	DUCATI	1'40.752	5 19	1.350 0.102	348.3
18	73	Alex MARQUEZ	SPA	LCR Honda CASTROL	HONDA	1'40.785	18 19	1.383 0.033	345.0
19	88	Miguel OLIVEIRA	POR	Red Bull KTM Factory Racing	KTM	1'40.821	18 20	1.419 0.036	345.0
20	40	Darryn BINDER	RSA	WithU Yamaha RNF MotoGP Tea	YAMAHA	1'40.871	17 19	1.469 0.050	343.9
21	4	Andrea DOVIZIOSO	ITA	WithU Yamaha RNF MotoGP Tea	YAMAHA	1'40.943	18 20	1.541 0.072	341.7
22	51	Michele PIRRO	ITA	Aruba.it Racing	DUCATI	1'41.051	14 16	1.649 0.108	340.6
23	6	Stefan BRADL	GER	Repsol Honda Team	HONDA	1'41.074	9 15	1.672 0.023	345.0
24	25	Raul FERNANDEZ	SPA	Tech3 KTM Factory Racing	KTM	1'42.074	12 18	2.672 1.000	341.7
25	87	Remy GARDNER	AUS	Tech3 KTM Factory Racing	KTM	1'42.286	10 18	2.884 0.212	339.6

Practice condition: **Dry**Air: **28°**Humidity: **56%**Ground: **54°**

Fastest Lap:	Lap: 19	Aleix ESPARGARO	1'39.402	168.6 Km/h
Best Race Lap:	2021	Johann ZARCO	1'39.939	167.7 Km/h
All Time Lap Record:	2021	Fabio QUARTARARO	1'38.853	169.5 Km/h

The results are provisional until the end of the limit for protest and appeals.

Time limit for protest expires 30' after publication of the results - Time:

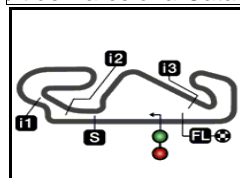
These data/results cannot be reproduced, stored and/or transmitted in whole or in part by any manner of electronic, mechanical, photocopying, recording, broadcasting or otherwise now known or herein after developed without the previous express consent by the copyright owner, except for reproduction in daily press and regular printed publications on sale to the public within 60 days of the event related to those data/results and always provided that copyright symbol appears together as follows below.

© DORNA, 2022

Official MotoGP Timing by TISSOT
www.motogp.com

Barcelona, Friday, June 03, 2022






4657 m.

GRAN PREMI MONSTER ENERGY DE CATALUNYA

Free Practice Nr. 2

Combined Free Practice Times

7

	Rider	Nation	Team	MOTORCYCLE	FP1	FP2	Gap
1	41 A.ESPARGARO	SPA	Aprilia Racing	APRILIA	1'40.708	8 1'39.402	19
2	12 M.VIÑALES	SPA	Aprilia Racing	APRILIA	1'40.296	19 1'39.705	0.303 0.303
3	23 E.BASTIANINI	ITA	Gresini Racing MotoGP	DUCATI	1'41.031	8 1'39.890	0.488 0.185
4	63 F.BAGNAIA	ITA	Ducati Lenovo Team	DUCATI	1'41.105	7 1'39.950	0.548 0.060
5	89 J.MARTIN	SPA	Prima Pramac Racing	DUCATI	1'41.320	12 1'39.989	0.587 0.039
6	33 B.BINDER	RSA	Red Bull KTM Factory Racing	KTM	1'41.157	7 1'40.083	0.681 0.094
7	43 J.MILLER	AUS	Ducati Lenovo Team	DUCATI	1'41.280	9 1'40.095	0.693 0.012
8	42 A.RINS	SPA	Team SUZUKI ECSTAR	SUZUKI	1'40.101	17 1'40.126	0.699 0.006
9	20 F.QUARTARARO	FRA	Monster Energy Yamaha MotoGP	YAMAHA	1'41.104	4 1'40.123	0.721 0.022
10	21 F.MORBIDELLI	ITA	Monster Energy Yamaha MotoGP	YAMAHA	1'40.695	6 1'40.204	0.802 0.081
11	44 P.ESPARGARO	SPA	Repsol Honda Team	HONDA	1'40.733	13 1'40.237	0.835 0.033
12	30 T.NAKAGAMI	JPN	LCR Honda IDEMITSU	HONDA	1'40.868	5 1'40.256	0.854 0.019
13	49 F.DI GIANNANTO	ITA	Gresini Racing MotoGP	DUCATI	1'41.313	16 1'40.346	0.944 0.090
14	72 M.BEZZECCHI	ITA	Mooney VR46 Racing Team	DUCATI	1'41.214	7 1'40.428	1.026 0.082
15	10 L.MARINI	ITA	Mooney VR46 Racing Team	DUCATI	1'41.243	10 1'40.448	1.046 0.020
16	36 J.MIR	SPA	Team SUZUKI ECSTAR	SUZUKI	1'40.907	4 1'40.650	1.248 0.202
17	5 J.ZARCO	FRA	Prima Pramac Racing	DUCATI	1'41.049	6 1'40.752	1.350 0.102
18	73 A.MARQUEZ	SPA	LCR Honda CASTROL	HONDA	1'40.872	19 1'40.785	1.383 0.033
19	88 M.OLIVEIRA	POR	Red Bull KTM Factory Racing	KTM	1'40.901	5 1'40.821	1.419 0.036
20	40 D.BINDER	RSA	WithU Yamaha RNF MotoGP Team	YAMAHA	1'41.934	11 1'40.871	1.469 0.050
21	4 A.DOVIZIOSO	ITA	WithU Yamaha RNF MotoGP Team	YAMAHA	1'41.458	6 1'40.943	1.541 0.072
22	51 M.PIRRO	ITA	Aruba.it Racing	DUCATI	1'41.980	4 1'41.051	1.649 0.108
23	6 S.BRADL	GER	Repsol Honda Team	HONDA	1'41.882	6 1'41.074	1.672 0.023
24	25 R.FERNANDEZ	SPA	Tech3 KTM Factory Racing	KTM	1'41.083	17 1'42.074	1.681 0.009
25	87 R.GARDNER	AUS	Tech3 KTM Factory Racing	KTM	1'41.330	17 1'42.286	1.928 0.247

Pole Position Record:	2021	Fabio QUARTARARO	1'38.853	169.5 Km/h
Best Race Lap:	2021	Johann ZARCO	1'39.939	167.7 Km/h
All Time Lap Record:	2021	Fabio QUARTARARO	1'38.853	169.5 Km/h

The results are provisional until the end of the limit for protest and appeals.

Time limit for protest expires 60' after publication of the results - Time:

These data/results cannot be reproduced, stored and/or transmitted in whole or in part by any manner of electronic, mechanical, photocopying, recording, broadcasting or otherwise now known or herein after developed without the previous express consent by the copyright owner, except for reproduction in daily press and regular printed publications on sale to the public within 60 days of the event related to those data/results and always provided that copyright symbol appears together as follows below.

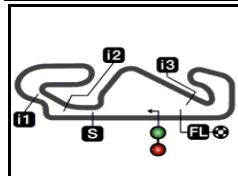
© DORNA, 2022

Official MotoGP Timing by TISSOT

www.motogp.com

Barcelona, Friday, June 03, 2022





4657 m.

GRAN PREMI MONSTER ENERGY DE CATALUNYA

Free Practice Nr. 2

Top Speed & Average

8



Rider	Nation	Motorcycle	Top 5 speeds					Average	Top
41 Aleix ESPARGARO	SPA	APRILIA	349.5	346.1	346.1	345.0	345.0	346.1	349.5
42 Alex RINS	SPA	SUZUKI	349.5	348.3	347.2	343.9	342.8	345.8	349.5
5 Johann ZARCO	FRA	DUCATI	348.3	346.1	345.0	345.0	345.0	345.9	348.3
36 Joan MIR	SPA	SUZUKI	348.3	345.0	343.9	343.9	342.8	344.0	348.3
12 Maverick VIÑALES	SPA	APRILIA	347.2	347.2	346.1	346.1	346.1	346.5	347.2
23 Enea BASTIANINI	ITA	DUCATI	347.2	345.0	345.0	343.9	343.9	344.8	347.2
63 Francesco BAGNAIA	ITA	DUCATI	347.2	346.1	346.1	346.1	345.0	345.8	347.2
33 Brad BINDER	RSA	KTM	346.1	346.1	345.0	345.0	345.0	345.4	346.1
43 Jack MILLER	AUS	DUCATI	346.1	345.0	343.9	343.9	341.7	343.4	346.1
72 Marco BEZZECCHI	ITA	DUCATI	346.1	346.1	343.9	342.8	341.7	343.4	346.1
6 Stefan BRADL	GER	HONDA	345.0	345.0	343.9	343.9	341.7	343.5	345.0
44 Pol ESPARGARO	SPA	HONDA	345.0	345.0	343.9	343.9	342.8	344.1	345.0
73 Alex MARQUEZ	SPA	HONDA	345.0	345.0	343.9	343.9	342.8	343.7	345.0
88 Miguel OLIVEIRA	POR	KTM	345.0	342.8	341.7	341.7	341.7	342.6	345.0
10 Luca MARINI	ITA	DUCATI	343.9	342.8	342.8	340.6	338.5	341.7	343.9
20 Fabio QUARTARARO	FRA	YAMAHA	343.9	342.8	341.7	338.5	337.5	338.9	343.9
40 Darryn BINDER	RSA	YAMAHA	343.9	339.6	339.6	338.5	338.5	340.0	343.9
89 Jorge MARTIN	SPA	DUCATI	343.9	343.9	342.8	342.8	342.8	343.2	343.9
49 Fabio DI GIANNANTONIO	ITA	DUCATI	342.8	341.7	338.5	338.5	338.5	340.0	342.8
4 Andrea DOVIZIOSO	ITA	YAMAHA	341.7	339.6	339.6	338.5	338.5	339.6	341.7
25 Raul FERNANDEZ	SPA	KTM	341.7	341.7	340.6	340.6	339.6	340.5	341.7
30 Takaaki NAKAGAMI	JPN	HONDA	341.7	341.7	340.6	340.6	339.6	340.5	341.7
21 Franco MORBIDELLI	ITA	YAMAHA	340.6	339.6	339.6	339.6	337.5	338.7	340.6
51 Michele PIRRO	ITA	DUCATI	340.6	340.6	340.6	339.6	338.5	339.7	340.6
87 Remy GARDNER	AUS	KTM	339.6	339.6	339.6	339.6	338.5	339.1	339.6

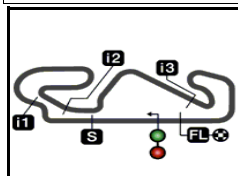
These data/results cannot be reproduced, stored and/or transmitted in whole or in part by any manner of electronic, mechanical, photocopying, recording, broadcasting or otherwise now known or herein after developed without the previous express consent by the copyright owner, except for reproduction in daily press and regular printed publications on sale to the public within 60 days of the event related to those data/results and always provided that copyright symbol appears together as follows below.

© DORNA, 2022

Official MotoGP Timing by TISSOT
www.motogp.com



Barcelona, Friday, June 03, 2022



4657 m.

GRAN PREMI MONSTER ENERGY DE CATALUNYA

Free Practice Nr. 2

Chronological Analysis of Performances

9

* Lap / Sector time cancelled

T1 Time from finish line to 1st intermediate

T3 Time from 2nd intermed. to 3rd intermed.

P Crossing the finish line in pit lane

T2 Time from 1st intermed. to 2nd intermed.

T4 Time from 3rd intermediate to finish line

**Tyre data subject to further updates

Lap	Lap Time	T1	T2	T3	T4	Speed	Lap	Lap Time	T1	T2	T3	T4	Speed
1st	41	Alex ESPARGARO		APRILIA	SPA		10	1'41.595	17.132	32.137	20.806	31.520	340.6
		Aprilia Racing					11	1'42.009	17.144	32.252	20.874	31.739	342.8
		Runs=2 Total laps=19 Full laps=14					12	1'42.482 P	17.986*	35.517	21.145	27.834	345.0
Run #	1	Front Tyre	Slick-Medium	Rear Tyre	Slick-Hard		Run #	3	Front Tyre	Slick-Medium	Rear Tyre	Slick-Soft	
			New Tyre		New Tyre					New Tyre		New Tyre	
1	2'36.549	19.389	33.153	21.549	31.456	218.1	13	7'56.142	19.007	32.164	21.141	31.153	211.7
2	1'41.776	17.384	32.044	20.995	31.353	335.4	14	1'39.884	16.917	31.548	20.519	30.900	346.1
3	1'41.221	17.178	31.972	20.865	31.206	346.1	15	1'39.705	16.731	31.420	20.516	31.038	346.1
4	1'41.191	17.212	31.947	20.728	31.304	339.6	16	1'44.369 *	19.166*	33.399	20.594	31.210	346.1
5	1'40.828	17.024	31.889	20.686	31.229	343.9	17	1'40.614	17.012	31.870	20.535	31.197	346.1
6	1'41.122	17.088	31.882	20.799	31.353	345.0	18	1'40.376	16.836	31.743	20.606	31.191	347.2
7	1'45.444 P	17.925*	36.605	22.600	28.314	345.0	19	1'40.493	16.815	31.790	20.598	31.290	347.2
Run #	2	Front Tyre	Slick-Medium	Rear Tyre	Slick-Medium		Run #	23	Front Tyre	Slick-Medium	Rear Tyre	Slick-Hard	
			7 Laps at start		New Tyre				Enea BASTIANINI		DUCATI	ITA	
									Gresini Racing MotoGP				
									Runs=2 Total laps=18 Full laps=12				
8	6'47.768	18.911	32.344	20.887	31.207	206.8							
9	1'40.207	17.061	31.579	20.563	31.004	342.8							
10	1'40.067	16.907	31.620	20.447	31.093	345.0							
11	1'40.385	16.988	31.735	20.659	31.003	343.9							
12	1'40.550	17.004	31.759	20.615	31.172	343.9							
13	1'40.760	17.046	31.771	20.679	31.264	343.9							
14	1'42.258	17.102	31.923	20.643	32.590	338.5							
15	1'40.884	17.048	31.816	20.722	31.298	342.8							
16	1'42.957 P	17.835	33.579	21.815	29.728	339.6							
Run #	3	Front Tyre	Slick-Medium	Rear Tyre	Slick-Soft		Run #	1	Front Tyre	Slick-Medium	Rear Tyre	Slick-Hard	
			New Tyre		New Tyre								
17	8'38.542	19.276	32.471	21.196	32.345	212.5							
18	1'41.259	16.953	31.526	20.439	32.341	346.1							
19	1'39.402	16.728	31.291	20.436	30.947	349.5							
Run #	1	Front Tyre	Slick-Medium	Rear Tyre	Slick-Medium		Run #	2	Front Tyre	Slick-Medium	Rear Tyre	Slick-Hard	
			5 Laps at start		5 Laps at start								
1	2'36.793	19.143	33.403	21.392	31.521	220.8							
2	1'42.231	17.316	32.354	20.946	31.615	327.2							
3	1'41.233	17.145	32.035	20.819	31.234	339.6							
4	1'42.367 *	17.076	32.042	21.729*	31.520	335.4							
5	1'42.729	17.186	32.182	20.762	32.599	336.4							
6	1'41.625	17.138	32.110	20.941	31.436	340.6							
7	1'37.780 P	17.094	31.993	20.787	27.906	342.8							
Run #	2	Front Tyre	Slick-Medium	Rear Tyre	Slick-Medium		Run #	3	Front Tyre	Slick-Medium	Rear Tyre	Slick-Soft	
			12 Laps at start		12 Laps at start								
8	8'36.658 *	19.315	34.013	21.264*	31.819	211.7							
9	1'41.786	17.153	32.333	20.763	31.537	341.7							
Fastest Lap:	Alex ESPARGARO	Aprilia Racing	SPA	1'39.402	16.728	31.291	20.436	30.947					

These data/results cannot be reproduced, stored and/or transmitted in whole or in part by any manner of electronic, mechanical, photocopying, recording, broadcasting or otherwise now known or herein after developed without the previous express consent by the copyright owner, except for reproduction in daily press and regular printed publications on sale to the public within 60 days of the event related to those data/results and always provided that copyright symbol appears together as follows below.
© DORNA, 2022



Free Practice Nr. 2

MotoGP

Lap	Lap Time	T1	T2	T3	T4	Speed	Lap	Lap Time	T1	T2	T3	T4	Speed	
4th	63	Francesco BAGNAIA DUCATI ITA					Ducati Lenovo Team	16	1'40.035	16.907	31.651	20.483	30.994	341.7
		17	1'48.819 *	16.867	31.394	20.732*		39.826	343.9					
		18	1'39.989	16.866	31.518	20.595		31.010	342.8					
Runs=3 Total laps=19 Full laps=9														
Run #	1	Front Tyre	Slick-Medium	Rear Tyre	Slick-Hard									
			New Tyre	New Tyre										
1	2'33.079	19.727	35.238	21.954	37.397	220.8								
2	1'43.370	17.596	32.723	21.194	31.857	343.9								
3	1'41.907	17.172	32.148	21.044	31.543	345.0								
4	1'41.384	17.038	32.015	20.930	31.401	343.9								
5	1'40.799	16.943	31.774	20.817	31.265	343.9								
6	1'52.262 *	17.858*	35.277	26.641*	32.486	346.1								
7	1'41.019	16.973	31.879	20.704	31.463	345.0								
8	1'45.557 P	17.895*	35.408	22.018	30.236	345.0								
Run #	2	Front Tyre	Slick-Medium	Rear Tyre	Slick-Hard									
			8 Laps at start	8 Laps at start										
9	6'02.106	20.154	33.913	21.602	31.974	213.8								
10	1'42.125	17.315	32.300	21.013	31.497	340.6								
11	1'41.194	17.058	31.942	20.750	31.444	343.9								
12	1'46.488 P	17.855*	36.916	22.388	29.329	342.8								
Run #	3	Front Tyre	Slick-Medium	Rear Tyre	Slick-Hard									
			12 Laps at start	12 Laps at start										
13	5'55.036	20.613	33.158	21.167	31.576	214.7								
14	1'41.421	17.068	32.094	20.831	31.428	342.8								
15	1'38.498 P	17.009	32.022	20.796	28.671	340.6								
Run #	4	Front Tyre	Slick-Medium	Rear Tyre	Slick-Soft									
			New Tyre	New Tyre										
16	5'17.003	20.921	35.424	24.884	31.720	178.5								
17	1'39.950	16.940	31.551	20.473	30.986	346.1								
18	1'48.331 *	18.955*	36.099	21.625*	31.652	347.2								
19	1'40.055 *	16.859	31.580	20.622*	30.994	346.1								
5th	89	Jorge MARTIN DUCATI SPA					Prima Pramac Racing							
		Runs=2 Total laps=18 Full laps=10												
		Run #	1	Front Tyre	Slick-Medium	Rear Tyre		Slick-Hard						
			1 Laps at start	3 Laps at start										
1	2'21.390	23.009	34.165	21.199	32.095	204.1								
2	1'47.466 *	17.981*	36.690	21.366	31.429	339.6								
3	1'41.427	17.268	31.900	20.901	31.358	339.6								
4	1'40.817 *	16.539*	32.208	20.801	31.269	343.9								
5	1'41.102	17.157	31.859	20.777	31.309	342.8								
6	1'41.531	17.188	31.993	20.857	31.493	342.8								
7	1'41.507	17.109	31.980	20.877	31.541	342.8								
8	1'41.302 P	17.624	33.438	21.215	29.025	324.3								
Run #	2	Front Tyre	Slick-Medium	Rear Tyre	Slick-Hard									
			9 Laps at start	11 Laps at start										
9	9'11.642 *	18.134	32.761*	21.002	31.657	206.5								
10	1'41.713	17.252	32.121	20.895	31.445	340.6								
11	1'41.834	17.161	32.066	20.992	31.615	339.6								
12	1'41.786	17.122	32.161	20.922	31.581	341.7								
13	1'42.015	17.252	32.284	20.867	31.612	338.5								
14	1'41.636 P	17.816*	33.588	20.992	29.240	338.5								
Run #	3	Front Tyre	Slick-Medium	Rear Tyre	Slick-Soft									
			New Tyre	New Tyre										
15	7'58.603	19.342	33.222	20.860	31.537	177.6								
6th	33	Brad BINDER KTM RSA					Red Bull KTM Factory Racing							
		Runs=2 Total laps=19 Full laps=12												
		Run #	1	Front Tyre	Slick-Hard	Rear Tyre		Slick-Medium						
			New Tyre	New Tyre										
1	2'08.423	20.535	34.532	21.537	33.319	208.0								
2	1'49.225	17.543	32.356	20.903	38.423	345.0								
3	1'41.703	17.309	31.931	20.861	31.602	341.7								
4	1'40.759	17.132	31.669	20.678	31.280	337.5								
5	1'41.151	17.047	32.121	20.772	31.211	343.9								
6	1'49.057 *	19.712*	37.251	20.805	31.289	346.1								
7	1'40.799	17.053	31.769	20.743	31.234	343.9								
8	1'43.592 P	17.362	34.240	22.477	29.513	333.3								
Run #	2	Front Tyre	Slick-Hard	Rear Tyre	Slick-Medium									
			8 Laps at start	8 Laps at start										
9	8'04.315	19.804	33.405	21.333	31.836	211.3								
10	1'46.959	17.428	37.054	20.975	31.502	340.6								
11	1'41.554	17.115	32.118	20.765	31.556	342.8								
12	1'47.332 *	19.986*	34.009	21.706	31.631	342.8								
13	1'41.448	17.131	31.978	20.915	31.424	342.8								
14	1'41.314	17.112	31.969	20.859	31.374	342.8								
15	1'45.828 P	18.765*	34.527	20.859	31.677	342.8								
Run #	3	Front Tyre	Slick-Medium	Rear Tyre	Slick-Soft									
			New Tyre	New Tyre										
16	8'45.804	20.017	44.145	24.757	39.042	175.6								
17	1'48.236	17.240	38.667	20.803	31.526	345.0								
18	1'40.254	17.225	31.538	20.522	30.969	346.1								
19	1'40.083	16.923	31.524	20.526	31.110	345.0								
7th	43	Jack MILLER DUCATI AUS					Ducati Lenovo Team							
		Runs=3 Total laps=21 Full laps=13												
		Run #	1	Front Tyre	Slick-Medium	Rear Tyre		Slick-Hard						
			New Tyre	New Tyre										
1	2'29.757	18.179	34.014	21.611	32.687	232.2								
2	1'45.329	17.435	34.423	21.464	32.007	341.7								
3	1'46.788 P	17.471	32.499	24.799*	32.019	341.7								
Run #	2	Front Tyre	Slick-Medium	Rear Tyre	Slick-Medium									
			3 Laps at start	New Tyre										
4	4'07.702	18.554	33.233	21.593	32.054	208.4								
5	1'43.575	18.196	32.384	21.195	31.800	340.6								
6	1'41.832	17.369	31.973	20.878	31.612	338.5								
7	1'41.262	17.128	31.990	20.806	31.338	338.5								
8	1'41.427	17.169	32.084	20.803	31.371	339.6								
9	1'41.307	17.135	32.020	20.801	31.351	338.5								
10	1'41.440	17.095	31.985	20.752	31.608	336.4								
11	1'42.722 P	17.775	34.200	21.718	29.029	337.5								
Run #	3	Front Tyre	Slick-Medium	Rear Tyre	Slick-Medium									
			11 Laps at start	8 Laps at start										
12	4'19.700	23.473	33.177	21.005	31.925	217.7								
13	1'41.372	17.179	31.903	20.774	31.516	339.6								
14	1'45.863	17.128	35.927	21.093	31.715	339.6								

Fastest Lap: Aleix ESPARGARO Aprilia Racing SPA **1'39.402** 16.728 31.291 20.436 30.947

These data/results cannot be reproduced, stored and/or transmitted in whole or in part by any manner of electronic, mechanical, photocopying, recording, broadcasting or otherwise now known or herein after developed without the previous express consent by the copyright owner, except for reproduction in daily press and regular printed publications on sale to the public within 60 days of the event related to those data/results and always provided that copyright symbol appears together as follows below.
© DORNA, 2022



Free Practice Nr. 2

MotoGP

Lap	Lap Time	T1	T2	T3	T4	Speed	Lap	Lap Time	T1	T2	T3	T4	Speed
15	1'41.269	17.050	31.920	20.725	31.574	340.6	12	1'41.790	17.066	32.235	20.843	31.646	342.8
16	1'37.605 P	17.075	31.947	20.796	27.787	341.7	13	1'41.865	17.054	32.173	20.939	31.699	342.8
Run # 4	Front Tyre	Slick-Soft	Rear Tyre	Slick-Soft			14	1'43.837 *	17.778*	33.299	20.944	31.816	337.5
		New Tyre		New Tyre			15	1'44.649	17.087	32.460	21.081	34.021	343.9
17	6'31.834	19.055	36.049	25.228	43.767	198.8	16	1'42.644 P	17.167	32.600	21.436	31.441	341.7
18	1'50.708	17.266	32.751	20.846	39.845	343.9	Run # 3	Front Tyre	Slick-Medium	Rear Tyre	Slick-Soft		
19	1'40.095	17.054	31.572	20.577	30.892	345.0			New Tyre		New Tyre		
20	1'40.369	17.150	31.602	20.511	31.106	346.1	17	6'50.472	18.520	32.688	20.905	31.732	221.3
21	1'52.278 *	19.500*	38.179	21.936	32.663	343.9	18	1'40.126	16.958	31.588	20.551	31.029	347.2

8th 20 Fabio QUARTARARO YAMAHA FRA
 Monster Energy Yamaha MotoGP

Runs=2 Total laps=18 Full laps=13

Run #	Front Tyre	Slick-Medium	Rear Tyre	Slick-Medium	Speed
Run # 1		New Tyre		New Tyre	
1	3'05.231	19.393	34.567	21.641	32.255 215.1
2	1'41.507	17.270	32.069	20.817	31.351 337.5
3	1'41.030	17.142	31.866	20.694	31.328 336.4
4	1'40.837	17.071	31.779	20.790	31.197 337.5
5	1'40.909	17.057	31.794	20.828	31.230 337.5
6	1'46.091	17.030	31.849	23.891	33.321 337.5
7	1'41.028	17.049	31.886	20.809	31.284 337.5
8	1'41.086	17.130	31.867	20.889	31.200 337.5
9	1'44.926 P	17.922*	35.033	21.898	30.073 329.2

Run #	Front Tyre	Slick-Medium	Rear Tyre	Slick-Medium	Speed
Run # 2					
		9 Laps at start		9 Laps at start	
10	8'06.680	21.354	33.687	26.750	32.092 194.5
11	1'41.380	17.140	32.139	20.820	31.281 338.5
12	1'41.264	17.073	31.973	20.840	31.378 341.7
13	1'49.538	17.160	32.063	20.760	39.555 337.5
14	1'41.292	17.151	32.035	20.792	31.314 336.4
15	1'42.463 P	17.081	31.974	24.766	28.642 337.5

Run #	Front Tyre	Slick-Medium	Rear Tyre	Slick-Soft	Speed
Run # 3		New Tyre		New Tyre	
16	8'25.035	18.490	33.667	21.263	31.793 225.0
17	1'40.365	16.965	31.725	20.639	31.036 342.8
18	1'40.123	16.895	31.537	20.647	31.044 343.9

9th 42 Alex RINS SUZUKI SPA
 Team SUZUKI ECSTAR

Runs=2 Total laps=20 Full laps=13

Run #	Front Tyre	Slick-Medium	Rear Tyre	Slick-Medium	Speed
Run # 1					
		7 Laps at start		7 Laps at start	
1	2'40.140	20.058	33.725	21.464	31.973 201.1
2	1'41.640	17.420	32.107	20.824	31.289 336.4
3	1'41.224	17.225	31.914	20.667	31.418 337.5
4	1'41.385	17.134	32.003	20.824	31.424 338.5
5	1'41.618	17.126	32.088	20.882	31.522 340.6
6	1'41.267	17.062	32.082	20.795	31.328 340.6
7	1'41.857	17.174	32.176	20.929	31.578 330.2
8	1'41.711	17.099	32.105	20.843	31.664 341.7
9	1'44.017 P	18.023*	35.120	21.551	29.323 341.7

Run #	Front Tyre	Slick-Medium	Rear Tyre	Slick-Medium	Speed
Run # 2					
		16 Laps at start		16 Laps at start	
10	7'12.661 *	18.261	33.045*	21.050	31.847 218.1
11	1'42.014	17.334	32.255	20.815	31.610 341.7

10th 21 Franco MORBIDELLI YAMAHA ITA
 Monster Energy Yamaha MotoGP

Runs=1 Total laps=20 Full laps=14

Run #	Front Tyre	Slick-Medium	Rear Tyre	Slick-Hard	Speed
Run # 1		New Tyre		New Tyre	
1	1'49.623	27.829	33.916	21.302	31.634 200.0
2	1'41.542	17.445	31.912	20.896	31.289 333.3
3	1'41.324	17.168	31.776	21.096	31.284 336.4
4	1'40.814	17.093	31.779	20.750	31.192 336.4
5	1'40.957	17.131	31.873	20.674	31.279 335.4
6	1'40.819	17.055	31.831	20.687	31.246 337.5
7	1'41.745	17.140	31.994	20.826	31.785 337.5
8	1'41.551	17.127	32.021	20.995	31.408 337.5
9	1'41.414	17.194	32.057	20.744	31.419 336.4
10	1'41.585	17.227	32.088	20.819	31.451 337.5
11	1'41.651	17.233	32.112	20.908	31.398 336.4
12	1'41.918	17.245	32.087	20.967	31.619 335.4
13	1'55.308 *	19.375*	40.986	22.965	31.982 330.2
14	1'41.743	17.312	32.061	20.871	31.499 339.6
15	1'41.882	17.190	32.121	21.004	31.567 336.4
16	1'53.355 P	17.897*	38.345	24.993	32.120 336.4

Run #	Front Tyre	Slick-Soft	Rear Tyre	Slick-Soft	Speed
Run # 2		New Tyre		New Tyre	
17	12'02.414	25.608	37.801	21.774	32.528 141.7
18	1'46.011 *	17.998*	35.287	21.334	31.392 339.6
19	1'40.204	16.945	31.581	20.657	31.021 340.6
20	1'56.206 *	19.885*	43.047	21.912	31.362* 339.6

11th 44 Poi ESPARGARO HONDA SPA
 Repsol Honda Team

Runs=2 Total laps=18 Full laps=11

Run #	Front Tyre	Slick-Medium	Rear Tyre	Slick-Medium	Speed
Run # 1		New Tyre		New Tyre	
1	2'12.341	19.092	34.356	21.765	32.108 219.9
2	1'43.542	17.330	32.220	21.364	32.628 340.6
3	1'41.070	17.187	31.825	20.740	31.318 343.9
4	1'44.911	17.109	35.130	21.156	31.516 345.0
5	1'40.639	16.941	31.769	20.706	31.223 343.9
6	1'51.887 *	19.305*	38.224	21.088	33.270 345.0
7	1'40.917	17.093	31.814	20.769	31.241 340.6
8	1'42.103 P	17.217*	34.506	22.031	28.349 333.3

Run #	Front Tyre	Slick-Medium	Rear Tyre	Slick-Medium	Speed
Run # 2					
		8 Laps at start		8 Laps at start	
9	7'19.889	19.661	33.547	21.551	32.245 217.7

Fastest Lap: Aleix ESPARGARO Aprilia Racing SPA **1'39.402** 16.728 31.291 20.436 30.947

These data/results cannot be reproduced, stored and/or transmitted in whole or in part by any manner of electronic, mechanical, photocopying, recording, broadcasting or otherwise now known or herein after developed without the previous express consent by the copyright owner, except for reproduction in daily press and regular printed publications on sale to the public within 60 days of the event related to those data/results and always provided that copyright symbol appears together as follows below.
 © DORNA, 2022



Free Practice Nr. 2

MotoGP

Lap	Lap Time	T1	T2	T3	T4	Speed	Lap	Lap Time	T1	T2	T3	T4	Speed
10	1'42.632 *	17.182	32.637*	21.048	31.765	339.6	9	10'48.873	19.864	34.655	23.163	32.258	190.1
11	1'41.511	17.155	31.990	20.819	31.547	339.6	10	1'42.514	17.443	32.265	21.076	31.730	331.2
12	1'41.438	17.125	32.016	20.734	31.563	339.6	11	1'41.825	17.237	32.123	20.946	31.519	341.7
13	1'38.285 P	17.109	32.052	20.774	28.350	340.6	12	1'39.956 P	17.302	32.282	20.925	29.447	337.5

Run #	3	Front Tyre	Slick-Medium	Rear Tyre	Slick-Soft
			New Tyre		New Tyre

14	11'15.094	18.670	40.247	26.357	40.442	184.3
15	1'56.087	17.598	37.735	20.902	39.852	342.8
16	1'40.585	17.042	31.657	20.702	31.184	340.6
17	1'40.237	16.969	31.575	20.521	31.172	340.6
18	1'40.412	16.938	31.667	20.632	31.175	341.7

Run #	1	Front Tyre	Slick-Medium	Rear Tyre	Slick-Medium	
			New Tyre		New Tyre	
1	2'25.185	20.995	34.992	21.833	33.571	193.8
2	1'42.409	17.755	32.419	20.937	31.298	313.0
3	1'41.047	17.208	31.927	20.750	31.162	333.3
4	1'41.129	17.132	31.920	20.845	31.232	330.2
5	1'40.730 *	17.033	31.763	20.788*	31.146	340.6
6	1'40.905	17.103	31.866	20.790	31.146	339.6
7	1'42.307 P	17.127	31.792	20.811	32.577	341.7

Run #	2	Front Tyre	Slick-Medium	Rear Tyre	Slick-Medium	
			7 Laps at start		7 Laps at start	
8	8'32.141	21.094	33.781	21.332	31.962	170.8
9	1'41.605	17.274	32.083	20.870	31.378	337.5
10	1'41.064	17.177	31.937	20.798	31.152	338.5
11	1'42.741 *	17.149	32.045	21.817*	31.730	337.5
12	1'41.644	17.373	31.981	20.886	31.404	339.6
13	1'41.271	17.144	31.933	20.848	31.346	337.5
14	1'39.559 P	17.119	31.918	20.735	29.787	337.5

Run #	3	Front Tyre	Slick-Medium	Rear Tyre	Slick-Soft
			New Tyre		New Tyre

15	8'21.474	19.532	41.314	26.299	40.060	185.5
16	1'52.959	17.841	35.168	20.905	39.045	336.4
17	1'41.482	17.147	31.778	21.461	31.096	341.7
18	1'40.256	16.983	31.609	20.614	31.050	340.6
19	1'44.508	17.045	31.749	21.680	34.034	339.6

Run #	1	Front Tyre	Slick-Medium	Rear Tyre	Slick-Hard
			New Tyre		New Tyre

1	2'04.627 *	19.898	34.156	22.004	32.330*	216.0
2	1'42.163	17.384	32.235	20.980	31.564	329.2
3	1'41.406	17.204	32.011	20.851	31.340	337.5
4	1'41.262	17.199	31.913	20.774	31.376	336.4
5	1'45.383 *	18.229*	34.396	21.184	31.574	338.5
6	1'41.268	17.122	32.006	20.793	31.347	337.5
7	1'41.155	17.072	31.919	20.629	31.535	337.5
8	1'43.457 P	17.169	31.978	22.306	32.004	338.5

Run #	2	Front Tyre	Slick-Medium	Rear Tyre	Slick-Hard
			8 Laps at start		8 Laps at start

Run #	3	Front Tyre	Slick-Medium	Rear Tyre	Slick-Soft
			New Tyre		New Tyre

13	10'29.855	20.477	35.002	24.870	31.910	200.0
14	1'40.549	17.167	31.666	20.668	31.048	337.5
15	1'40.600	17.041	31.778	20.637	31.144	342.8
16	1'40.346	16.977	31.721	20.571	31.077	338.5

Run #	2	Front Tyre	Slick-Medium	Rear Tyre	Slick-Medium
			7 Laps at start		7 Laps at start

1	2'12.833	19.828	35.493	21.940	32.309	229.7
2	1'41.771	17.573	31.983	20.836	31.379	337.5
3	1'40.728	17.170	31.821	20.531	31.206	341.7
4	1'40.577	17.043	31.751	20.597	31.186	341.7
5	1'40.790	17.116	31.852	20.581	31.241	340.6
6	1'40.630	17.028	31.774	20.624	31.204	341.7
7	1'44.757 P	18.584*	35.482	20.892	29.799	343.9

Run #	3	Front Tyre	Slick-Medium	Rear Tyre	Slick-Soft
			New Tyre		New Tyre

14	8'58.377	19.482	34.440	21.490	31.787	230.7
15	1'40.696	17.102	31.850	20.587	31.157	342.8
16	1'40.428	16.985	31.666	20.736	31.041	340.6
17	1'51.927 *	21.174*	36.886	21.913	31.954	333.3
18	1'40.310 *	17.048	31.727	20.472*	31.063	346.1

Run #	1	Front Tyre	Slick-Medium	Rear Tyre	Slick-Medium
			New Tyre		New Tyre

1	2'37.585	19.054	33.663	21.388	31.758	226.8
2	1'41.777	17.238	32.128	20.980	31.431	337.5
3	1'41.480	17.179	32.136	20.821	31.344	335.4
4	1'41.737	17.203	31.981	21.054	31.499	342.8
5	1'41.374	17.118	32.031	20.762	31.463	338.5
6	1'46.606 P	17.452*	36.034	21.514	31.606	342.8

Run #	2	Front Tyre	Slick-Medium	Rear Tyre	Slick-Medium
			6 Laps at start		6 Laps at start

7	9'20.670	18.842	33.002	21.260	32.762	217.7
8	1'41.911	17.231	32.226	20.930	31.524	336.4
9	1'41.686 *	17.166	31.948	20.970	31.602*	337.5
10	1'41.653	17.157	32.164	20.795	31.537	336.4

Fastest Lap:	Aleix ESPARGARO	Aprilia Racing	SPA	1'39.402	16.728	31.291	20.436	30.947
---------------------	-----------------	----------------	-----	-----------------	--------	--------	--------	--------

These data/results cannot be reproduced, stored and/or transmitted in whole or in part by any manner of electronic, mechanical, photocopying, recording, broadcasting or otherwise now known or herein after developed without the previous express consent by the copyright owner, except for reproduction in daily press and regular printed publications on sale to the public within 60 days of the event related to those data/results and always provided that copyright symbol appears together as follows below.
© DORNA, 2022

Official MotoGP Timing by TISSOT
www.motogp.com

Barcelona, Friday, June 03, 2022

Page 4 of 7



Free Practice Nr. 2

MotoGP

Lap	Lap Time	T1	T2	T3	T4	Speed	Lap	Lap Time	T1	T2	T3	T4	Speed	
11	1'41.549	17.063	32.084	20.927	31.475	336.4	Run # 2	8'41.162	19.636	33.444	21.543	31.833	184.9	
12	1'41.542	17.110	32.114	20.813	31.505	337.5		11	1'42.379	17.727	32.275	20.912	31.465	345.0
13	1'41.263	P 17.176	32.182	20.910	30.995	336.4		12	1'42.270	16.999	31.991	21.717	31.563	343.9
	Run # 3	Front Tyre	Slick-Medium	Rear Tyre	Slick-Soft			13	1'41.338	17.070	32.012	20.821	31.435	342.8
			New Tyre		New Tyre			14	1'41.056	16.991	31.963	20.745	31.357	342.8
14	7'55.274	18.612	34.244	21.547	32.210	200.3		15	1'42.739	17.151	32.572	21.124	31.892	342.8
15	1'44.667	17.100	32.585	21.603	33.379	336.4		16	1'39.486	P 17.058	32.019	20.912	29.497	342.8
16	1'40.448	16.955	31.718	20.571	31.204	340.6		Run # 3	Front Tyre	Slick-Medium	Rear Tyre	Slick-Soft		
17	1'51.577	* 21.373*	35.135	21.209	33.860	326.2				New Tyre		New Tyre		
18	1'55.732	* 18.329*	39.231	23.095*	35.077	343.9		17	7'49.890	18.426	32.871	21.076	31.299	220.8

16th 36 **Joan MIR** SUZUKI SPA
 Team SUZUKI ECSTAR
 Runs=3 Total laps=19 Full laps=12

Run #	Front Tyre	Slick-Medium	Rear Tyre	Slick-Hard
1	1'53.024	21.411	34.133	21.757
2	1'42.448	17.314	32.423	20.969
3	1'42.645	17.134	32.136	21.602
4	1'41.760	17.049	32.146	21.005
5	1'41.848	17.114	32.090	21.025
6	1'42.176	P 18.242*	33.393	21.214

Run #	Front Tyre	Slick-Medium	Rear Tyre	Slick-Hard
7	7'32.570	19.633	33.025	21.509
8	1'42.353	17.186	32.273	21.226
9	1'41.661	17.055	32.219	20.905
10	1'41.092	P 17.029	32.168	22.216

Run #	Front Tyre	Slick-Medium	Rear Tyre	Slick-Medium
11	6'43.691	21.436	33.918	21.334
12	1'42.336	17.187	32.180	21.417
13	1'41.086	17.001	31.928	20.827
14	1'41.232	17.063	31.884	20.803
15	1'40.788	P 18.486*	32.867	20.978

Run #	Front Tyre	Slick-Medium	Rear Tyre	Slick-Soft
16	4'58.957	22.581	32.931	20.945
17	1'40.992	17.068	31.807	20.895
18	1'40.650	17.026	31.708	20.776
19	1'44.429	16.961	34.218	20.772

17th 5 **Johann ZARCO** DUCATI FRA
 Prima Pramac Racing
 Runs=2 Total laps=19 Full laps=12

Run #	Front Tyre	Slick-Medium	Rear Tyre	Slick-Hard
1	1'57.551	19.748	34.295	21.571
2	1'41.420	17.365	31.899	20.861
3	1'40.935	17.120	31.714	20.860
4	1'42.557	* 17.247*	32.573	21.141
5	1'40.752	16.959	31.780	20.818
6	1'41.791	17.065	32.125	20.929
7	1'41.129	17.038	31.931	20.800
8	1'40.990	17.037	31.810	20.805
9	1'40.852	P 17.116	31.995	21.378

18th 73 **Alex MARQUEZ** HONDA SPA
 LCR Honda CASTROL
 Runs=2 Total laps=19 Full laps=12

Run #	Front Tyre	Slick-Medium	Rear Tyre	Slick-Medium
1	2'09.121	19.368	34.705	23.294
2	1'43.221	18.003	32.586	20.992
3	1'41.983	17.347	32.251	20.839
4	1'41.977	17.307	32.182	20.871
5	1'42.949	* 16.960*	33.226	21.043
6	1'41.919	17.175	32.321	20.861
7	1'41.993	17.136	32.282	20.946
8	1'40.352	P 17.116	33.436	21.498

Run #	Front Tyre	Slick-Medium	Rear Tyre	Slick-Medium
9	7'06.843	18.845	34.680	21.239
10	1'42.116	17.246	32.356	20.871
11	1'41.800	17.126	32.234	20.814
12	1'42.727	17.284	32.649	20.992
13	1'42.493	17.284	32.393	21.019
14	1'46.368	* 17.611*	35.140	21.464
15	1'42.543	17.180	32.398	21.059
16	1'41.751	P 17.058*	34.440	21.923

Run #	Front Tyre	Slick-Medium	Rear Tyre	Slick-Soft
17	8'32.715	19.299	32.552	21.007
18	1'40.785	17.032	31.838	20.598
19	1'41.641	17.056	31.714	21.466

19th 88 **Miguel OLIVEIRA** KTM POR
 Red Bull KTM Factory Racing
 Runs=2 Total laps=20 Full laps=11

Run #	Front Tyre	Slick-Hard	Rear Tyre	Slick-Medium
1	2'14.785	19.412	33.898	21.604
2	1'48.839	17.293	32.051	20.784
3	1'41.539	17.170	32.115	20.828
4	1'41.377	17.096	31.921	20.994
5	1'41.042	17.077	31.876	20.750
6	1'41.566	17.179	32.079	20.885
7	1'41.356	17.047	31.995	20.846

Fastest Lap: Aleix ESPARGARO Aprilia Racing SPA 1'39.402 16.728 31.291 20.436 30.947

These data/results cannot be reproduced, stored and/or transmitted in whole or in part by any manner of electronic, mechanical, photocopying, recording, broadcasting or otherwise now known or herein after developed without the previous express consent by the copyright owner, except for reproduction in daily press and regular printed publications on sale to the public within 60 days of the event related to those data/results and always provided that copyright symbol appears together as follows below.
 © DORNA, 2022



Free Practice Nr. 2

MotoGP

Lap	Lap Time	T1	T2	T3	T4	Speed	Lap	Lap Time	T1	T2	T3	T4	Speed		
8	1'43.166	P	17.802	33.939	21.539	29.886	333.3	5	1'43.646	17.384	32.088	20.824	33.350	339.6	
Run # 2	Front Tyre	Slick-Hard	Rear Tyre	Slick-Medium											
8 Laps at start				8 Laps at start											
9	7'08.138		20.108	33.873	21.293	31.930	222.6	6	1'42.082	17.255	32.227	20.929	31.671	334.3	
10	1'42.957	*	17.207*	32.943	21.179	31.628	341.7	7	1'41.547	17.121	32.065	20.878	31.483	336.4	
11	1'42.277		17.250	32.247	21.178	31.602	334.3	8	1'45.856	P	17.616	36.501	22.891	28.848	334.3
12	1'42.152		17.272	32.250	20.929	31.701	336.4	Run # 2	Front Tyre	Slick-Medium	Rear Tyre	Slick-Hard			
13	1'47.377	*	17.906*	36.325	21.254	31.892	339.6	8 Laps at start				8 Laps at start			
14	1'42.112		17.254	32.234	20.905	31.719	333.3	9	7'33.721		22.585	35.263	22.014	32.607	164.8
15	1'45.624	P	17.595*	35.656	22.552	29.821	338.5	10	1'45.796	*	17.589	32.765	23.117	32.325	334.3
Run # 3	Front Tyre	Slick-Medium	Rear Tyre	Slick-Soft											
New Tyre				New Tyre											
16	7'18.029		20.856	33.395	21.351	31.952	219.0	11	1'42.316	17.284	32.188	20.963	31.881	336.4	
17	1'40.904		17.072	31.913	20.624	31.295	342.8	12	1'42.318	17.212	32.269	21.122	31.715	338.5	
18	1'40.821		17.003	31.874	20.668	31.276	341.7	13	1'47.022	17.226	34.653	22.623	32.520	336.4	
19	1'50.642	*	19.079*	37.659	21.298	32.606	345.0	14	1'42.901	17.287	32.406	21.214	31.994	336.4	
20	1'41.072	*	17.089	31.833	20.785*	31.365	340.6	15	1'42.509	17.240	32.361	21.039	31.869	335.4	
								Run # 3	Front Tyre	Slick-Medium	Rear Tyre	Slick-Soft			
								17	6'24.305		19.085	33.552	21.886	32.646	215.1
								18	1'40.943		17.105	31.892	20.756	31.190	339.6
								19	1'49.007	*	18.167*	36.915	21.873	32.052	341.7
								20	1'41.404	*	17.177	31.930	20.964*	31.333	337.5

20th 40 **Darryn BINDER** YAMAHA RSA
 WithU Yamaha RNF MotoGP Team
 Runs=2 Total laps=19 Full laps=12

Run #	1	Front Tyre	Slick-Medium	Rear Tyre	Slick-Medium	Speed	
			New Tyre				
1	2'06.591		20.239	35.687	22.117	35.507	212.1
2	1'42.663		17.424	32.217	21.227	31.795	337.5
3	1'42.277	*	17.307	32.148	21.045*	31.777	335.4
4	1'51.444	*	19.595*	37.031	22.982	31.836	330.2
5	1'42.039		17.189	31.972	21.056	31.822	339.6
6	1'47.287		17.122	37.661	21.008	31.496	343.9
7	1'41.940		17.214	31.982	21.044	31.700	336.4
8	1'41.921		17.257	32.053	20.984	31.627	338.5
9	1'41.079	P	17.260	32.395	21.374	30.050	336.4
Run # 2	Front Tyre	Slick-Medium	Rear Tyre	Slick-Medium			
9 Laps at start				9 Laps at start			
10	7'58.242	*	20.212	36.197	22.173	31.877*	199.6
11	1'42.482		17.360	31.985	20.954	32.183	337.5
12	1'43.638		17.374	32.484	21.177	32.603	339.6
13	1'43.190		17.429	32.527	21.070	32.164	332.3
14	1'52.645	P	21.027*	35.060	22.167*	34.391	338.5
Run # 3	Front Tyre	Slick-Soft	Rear Tyre	Slick-Soft			
New Tyre				New Tyre			
15	8'43.447		22.393	35.287	22.380	37.211	147.7
16	1'52.189		17.747	34.946	21.357	38.139	331.2
17	1'40.871		17.154	31.763	20.855	31.099	331.2
18	1'40.884		17.019	31.741	20.841	31.283	336.4
19	1'41.566		17.225	32.033	20.810	31.498	332.3

21st 4 **Andrea DOVIZIOSO** YAMAHA ITA
 WithU Yamaha RNF MotoGP Team
 Runs=2 Total laps=20 Full laps=12

Run #	1	Front Tyre	Slick-Medium	Rear Tyre	Slick-Hard	Speed	
			New Tyre				
1	2'36.015		19.681	34.186	21.852	32.519	210.5
2	1'43.699		17.762	32.577	21.008	32.352	337.5
3	1'41.969		17.330	32.050	21.032	31.557	328.2
4	1'41.858		17.368	31.994	20.987	31.509	338.5

22nd 51 **Michele PIRRO** DUCATI ITA
 Aruba.it Racing
 Runs=2 Total laps=16 Full laps=11

Run #	1	Front Tyre	Slick-Medium	Rear Tyre	Slick-Hard	Speed	
			New Tyre				
1	2'30.475		21.650	35.162	21.882	34.580	152.9
2	1'46.429		17.321	32.293	22.989	33.826	338.5
3	1'42.224		17.298	32.003	21.475	31.448	333.3
4	1'41.994		17.241	31.978	21.093	31.682	335.4
5	1'41.834		17.154	32.100	20.992	31.588	338.5
6	1'46.243	P	17.202	32.177	21.642	35.222	339.6
Run # 2	Front Tyre	Slick-Medium	Rear Tyre	Slick-Hard			
6 Laps at start				6 Laps at start			
7	8'02.288		23.802	34.428	22.258	32.505	127.9
8	1'42.916		17.482	32.380	21.140	31.914	337.5
9	1'42.228		17.242	32.197	21.001	31.788	340.6
10	1'42.173		17.161	32.175	21.098	31.739	340.6
11	1'46.648	P	17.776	34.496	23.079	31.297	333.3
Run # 3	Front Tyre	Slick-Medium	Rear Tyre	Slick-Soft			
New Tyre				New Tyre			
12	13'35.916		24.761	35.667	25.420	43.566	147.5
13	1'50.939		17.373	37.772	20.971	34.823	336.4
14	1'41.051		17.236	31.918	20.728	31.169	325.3
15	1'41.277		17.132	31.754	21.021	31.370	330.2
16	1'45.657		17.186	34.598	21.971	31.902	340.6

23rd 6 **Stefan BRADL** HONDA GER
 Repsol Honda Team
 Runs=2 Total laps=16 Full laps=11

Run #	1	Front Tyre	Slick-Medium	Rear Tyre	Slick-Hard	Speed	
			New Tyre				
1	2'04.276		19.755	34.780	22.184	32.957	216.8
2	1'52.380		17.561	33.025	21.778	40.016	335.4
3	1'42.657		17.442	32.256	21.213	31.746	336.4
4	1'43.008		17.361	32.303	21.259	32.085	333.3

Fastest Lap: Aleix ESPARGARO Aprilia Racing SPA **1'39.402** 16.728 31.291 20.436 30.947

These data/results cannot be reproduced, stored and/or transmitted in whole or in part by any manner of electronic, mechanical, photocopying, recording, broadcasting or otherwise now known or herein after developed without the previous express consent by the copyright owner, except for reproduction in daily press and regular printed publications on sale to the public within 60 days of the event related to those data/results and always provided that copyright symbol appears together as follows below.
 © DORNA, 2022

Official MotoGP Timing by TISSOT
 www.motogp.com

Barcelona, Friday, June 03, 2022

Page 6 of 7



Free Practice Nr. 2

MotoGP

Lap	Lap Time	T1	T2	T3	T4	Speed	Lap	Lap Time	T1	T2	T3	T4	Speed	
5	1'42.585	17.223	32.341	21.163	31.858	337.5	Run # 2	Front Tyre Slick-Hard	Rear Tyre Slick-Hard					
6	1'48.437	P 18.435*	37.399	22.784	29.819	343.9	New Tyre		6 Laps at start					
7	5'10.003	19.911	33.444	21.808	31.952	183.9	7	8'40.504	20.905	34.950	22.492	33.623	207.6	
8	1'41.604	17.236	31.973	20.878	31.517	339.6	8	1'46.691	17.566	32.799	22.935	33.391	333.3	
9	1'41.074	17.084	31.963	20.788	31.239	340.6	9	1'42.297	17.334	32.196	21.094	31.673	325.3	
10	1'46.701	* 17.813*	35.893	21.347	31.648	341.7	10	1'42.286	17.250	32.340	21.036	31.660	338.5	
unfinished	17.586					345.0	11	1'52.594	* 19.061*	35.929	21.268	36.336*	339.6	
Run # 3	Front Tyre Slick-Medium	Rear Tyre Slick-Soft					12	1'42.531	17.362	32.428	21.074	31.667	334.3	
New Tyre		New Tyre						13	1'47.155	P 18.444*	35.065	21.806	31.840	338.5
11	2'00.497	20.044	34.446	25.550	40.457	207.2	Run # 3	Front Tyre Slick-Hard	Rear Tyre Slick-Hard	7 Laps at start		13 Laps at start		
12	1'53.677	17.552	42.023	22.080	32.022	326.2	14	8'22.700	20.773	34.483	22.209	32.446	212.1	
13	1'41.187	17.106	31.914	20.900	31.267	341.7	15	1'43.302	17.406	32.609	21.303	31.984	335.4	
14	1'44.313	* 17.596*	34.254	20.877	31.586	343.9	16	1'44.274	17.350	32.517	21.227	33.180	336.4	
15	1'41.923	17.180	32.158	20.842	31.743	345.0	17	2'07.265	17.243	32.312	20.938	56.772	338.5	
								18	1'51.098	* 19.259*	36.601	23.121*	32.117	339.6

24th 25 **Raul FERNANDEZ** KTM SPA
Tech3 KTM Factory Racing

Runs=2 Total laps=18 Full laps=9

Run #	1	Front Tyre	Slick-Medium	Rear Tyre	Slick-Hard	Speed
		5 Laps at start		New Tyre		
1	2'15.212	19.938	34.165	21.629	32.053	218.1
2	1'48.858	17.415	32.515	20.960	37.968	331.2
3	1'42.460	17.306	32.443	21.100	31.611	337.5
4	1'49.397	* 17.228	32.369	24.296*	35.504	341.7
5	1'43.333	17.343	32.618	21.123	32.249	340.6
6	1'53.010	P 18.703*	41.058	22.550	30.699	339.6
Run #	2	Front Tyre	Slick-Hard	Rear Tyre	Slick-Medium	Speed
		New Tyre		New Tyre		
7	8'54.749	20.531	34.583	21.985	32.153	215.5
8	1'42.351	17.416	32.395	21.029	31.511	337.5
9	1'42.707	* 17.213	32.432*	21.265	31.797	339.6
10	1'46.265	* 17.823*	34.904	21.643	31.895	340.6
11	1'42.369	17.347	32.337	21.015	31.670	338.5
12	1'42.074	17.265	32.172	20.907	31.730	338.5
13	1'48.328	P 18.508*	36.198	22.567	31.055	332.3
Run #	3	Front Tyre	Slick-Hard	Rear Tyre	Slick-Medium	Speed
		7 Laps at start		7 Laps at start		
14	8'17.066	20.207	34.026	21.916	32.235	210.1
15	1'43.235	17.456	32.608	21.311	31.860	336.4
16	1'42.759	17.361	32.455	21.181	31.762	338.5
17	1'43.774	17.408	33.250	21.294	31.822	339.6
18	1'42.855	* 17.267	32.543	21.225*	31.820	341.7

25th 87 **Remy GARDNER** KTM AUS
Tech3 KTM Factory Racing

Runs=2 Total laps=18 Full laps=10

Run #	1	Front Tyre	Slick-Medium	Rear Tyre	Slick-Hard	Speed
		6 Laps at start		New Tyre		
1	2'05.592	19.831	34.714	22.569	32.829	218.6
2	1'44.146	17.632	32.690	21.667	32.157	325.3
3	1'43.136	* 17.468	32.531	21.326*	31.811	335.4
4	1'42.695	17.415	32.335	21.129	31.816	339.6
5	1'42.463	17.343	32.358	21.142	31.620	335.4
6	1'40.887	P 17.276	32.555	21.208	29.848	339.6

Fastest Lap: Aleix ESPARGARO Aprilia Racing SPA 1'39.402 16.728 31.291 20.436 30.947

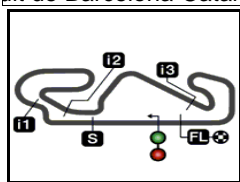
These data/results cannot be reproduced, stored and/or transmitted in whole or in part by any manner of electronic, mechanical, photocopying, recording, broadcasting or otherwise now known or herein after developed without the previous express consent by the copyright owner, except for reproduction in daily press and regular printed publications on sale to the public within 60 days of the event related to those data/results and always provided that copyright symbol appears together as follows below.
© DORNA, 2022

Official MotoGP Timing by TISSOT
www.motogp.com

Barcelona, Friday, June 03, 2022

Page 7 of 7





4657 m.

GRAN PREMI MONSTER ENERGY DE CATALUNYA

Free Practice Nr. 2

Best Partial Times

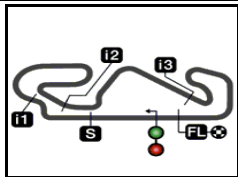
MotoGP™

IT Ideal Lap Time, sum of the best partial times*BT* Best Lap Time

<i>T1</i>		<i>T2</i>		<i>T3</i>		<i>T4</i>				<i>IT</i>	<i>BT</i>	
Pos	Rider	Time	Rider	Time	Rider	Time	Rider	Time	Pos	Rider	<i>IT</i>	<i>BT</i>
1	A.ESPARGARO	16.728	A.ESPARGARO	31.291	A.ESPARGARO	20.436	E.BASTIANINI	30.850	1	A.ESPARGAR	1'39.402	1'39.402 (1)
2	M.VIÑALES	16.731	J.MARTIN	31.394	F.BAGNAIA	20.473	J.MILLER	30.892	2	M.VIÑALES	1'39.567	1'39.705 (2)
3	E.BASTIANINI	16.808	M.VIÑALES	31.420	J.MARTIN	20.483	M.VIÑALES	30.900	3	J.MARTIN	1'39.737	1'39.989 (5)
4	F.BAGNAIA	16.859	B.BINDER	31.524	E.BASTIANINI	20.502	A.ESPARGARO	30.947	4	E.BASTIANINI	1'39.771	1'39.890 (3)
5	J.MARTIN	16.866	F.QUARTARARO	31.537	J.MILLER	20.511	B.BINDER	30.969	5	F.BAGNAIA	1'39.869	1'39.950 (4)
6	J.ZARCO	16.878	J.ZARCO	31.551	M.VIÑALES	20.516	F.BAGNAIA	30.986	6	B.BINDER	1'39.938	1'40.083 (6)
7	A.RINS	16.887	F.BAGNAIA	31.551	P.ESPARGARO	20.521	J.MARTIN	30.994	7	J.MILLER	1'40.025	1'40.095 (7)
8	F.QUARTARARO	16.895	J.MILLER	31.572	B.BINDER	20.522	F.MORBIDELLI	31.021	8	J.ZARCO	1'40.053	1'40.752 (17)
9	B.BINDER	16.923	P.ESPARGARO	31.575	M.BEZZECCHI	20.531	J.ZARCO	31.027	9	A.RINS	1'40.055	1'40.126 (9)
10	P.ESPARGARO	16.938	F.MORBIDELLI	31.581	A.RINS	20.551	A.RINS	31.029	10	F.QUARTARAR	1'40.107	1'40.123 (8)
11	F.MORBIDELLI	16.945	A.RINS	31.588	L.MARINI	20.571	F.QUARTARARO	31.036	11	F.MORBIDELLI	1'40.204	1'40.204 (10)
12	L.MARINI	16.955	T.NAKAGAMI	31.609	F.DI GIANNANTO	20.571	M.BEZZECCHI	31.041	12	P.ESPARGAR	1'40.206	1'40.237 (11)
13	J.MIR	16.961	E.BASTIANINI	31.611	J.ZARCO	20.597	F.DI GIANNANTO	31.048	13	M.BEZZECCHI	1'40.223	1'40.428 (14)
14	F.DI GIANNANTO	16.977	F.DI GIANNANTO	31.666	A.MARQUEZ	20.598	T.NAKAGAMI	31.050	14	T.NAKAGAMI	1'40.256	1'40.256 (12)
15	T.NAKAGAMI	16.983	M.BEZZECCHI	31.666	T.NAKAGAMI	20.614	D.BINDER	31.099	15	F.DI GIANNAN	1'40.262	1'40.346 (13)
16	M.BEZZECCHI	16.985	J.MIR	31.708	M.OLIVEIRA	20.624	J.MIR	31.140	16	L.MARINI	1'40.448	1'40.448 (15)
17	M.OLIVEIRA	17.003	A.MARQUEZ	31.714	F.QUARTARARO	20.639	M.PIRRO	31.169	17	J.MIR	1'40.581	1'40.650 (16)
18	D.BINDER	17.019	L.MARINI	31.718	F.MORBIDELLI	20.657	P.ESPARGARO	31.172	18	A.MARQUEZ	1'40.661	1'40.785 (18)
19	A.MARQUEZ	17.032	D.BINDER	31.741	M.PIRRO	20.728	A.DOVIZIOSO	31.190	19	D.BINDER	1'40.669	1'40.871 (20)
20	J.MILLER	17.050	M.PIRRO	31.754	A.DOVIZIOSO	20.756	L.MARINI	31.204	20	M.OLIVEIRA	1'40.736	1'40.821 (19)
21	S.BRADL	17.084	M.OLIVEIRA	31.833	J.MIR	20.772	S.BRADL	31.239	21	M.PIRRO	1'40.783	1'41.051 (22)
22	A.DOVIZIOSO	17.105	A.DOVIZIOSO	31.892	S.BRADL	20.788	M.OLIVEIRA	31.276	22	A.DOVIZIOSO	1'40.943	1'40.943 (21)
23	M.PIRRO	17.132	S.BRADL	31.914	D.BINDER	20.810	A.MARQUEZ	31.317	23	S.BRADL	1'41.025	1'41.074 (23)
24	R.FERNANDEZ	17.213	R.FERNANDEZ	32.172	R.FERNANDEZ	20.907	R.FERNANDEZ	31.511	24	R.FERNANDEZ	1'41.803	1'42.074 (24)

These data/results cannot be reproduced, stored and/or transmitted in whole or in part by any manner of electronic, mechanical, photocopying, recording, broadcasting or otherwise now known or herein after developed without the previous express consent by the copyright owner, except for reproduction in daily press and regular printed publications on sale to the public within 60 days of the event related to those data/results and always provided that copyright symbol appears together as follows below.
© DORNA, 2022





4657 m.

GRAN PREMI MONSTER ENERGY DE CATALUNYA

Free Practice Nr. 2

Best Partial Times

MotoGP™

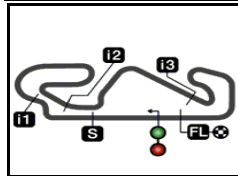
IT Ideal Lap Time, sum of the best partial times*BT* Best Lap Time

		T1		T2		T3		T4				
<i>Pos</i>	<i>Rider</i>	<i>Time</i>	<i>Rider</i>	<i>Time</i>	<i>Rider</i>	<i>Time</i>	<i>Rider</i>	<i>Time</i>	<i>Pos</i>	<i>Rider</i>	<i>IT</i>	<i>BT</i>
25	R.GARDNER	17.243	R.GARDNER	32.196	R.GARDNER	20.938	R.GARDNER	31.620	25	R.GARDNER	1'41.997	1'42.286 (25)

These data/results cannot be reproduced, stored and/or transmitted in whole or in part by any manner of electronic, mechanical, photocopying, recording, broadcasting or otherwise now known or herein after developed without the previous express consent by the copyright owner, except for reproduction in daily press and regular printed publications on sale to the public within 60 days of the event related to those data/results and always provided that copyright symbol appears together as follows below.
© DORNA, 2022


Official MotoGP Timing by TISSOT
www.motogp.com





4657 m.

GRAN PREMI MONSTER ENERGY DE CATALUNYA**Free Practice Nr. 2****Fastest Laps Sequence**

<i>Practice Time</i>	 <i>Rider</i>	<i>Nation</i>	<i>Motorcycle</i>	<i>Time</i>	<i>Km/h</i>	<i>Rider's Lap</i>
3'31.165	21 Franco MORBIDELLI	ITA	YAMAHA	1'41.542	165.1	2
3'38.971	5 Johann ZARCO	FRA	DUCATI	1'41.420	165.3	2
5'12.489	21 Franco MORBIDELLI	ITA	YAMAHA	1'41.324	165.4	3
5'19.906	5 Johann ZARCO	FRA	DUCATI	1'40.935	166.0	3
5'35.332	72 Marco BEZZECCHI	ITA	DUCATI	1'40.728	166.4	3
7'15.909	72 Marco BEZZECCHI	ITA	DUCATI	1'40.577	166.6	4
21'16.106	41 Aleix ESPARGARO	SPA	APRILIA	1'40.207	167.3	9
22'56.173	41 Aleix ESPARGARO	SPA	APRILIA	1'40.067	167.5	10
37'45.314	12 Maverick VIÑALES	SPA	APRILIA	1'39.884	167.8	14
39'25.019	12 Maverick VIÑALES	SPA	APRILIA	1'39.705	168.1	15
45'03.170	41 Aleix ESPARGARO	SPA	APRILIA	1'39.402	168.6	19

These data/results cannot be reproduced, stored and/or transmitted in whole or in part by any manner of electronic, mechanical, photocopying, recording, broadcasting or otherwise now known or herein after developed without the previous express consent by the copyright owner, except for reproduction in daily press and regular printed publications on sale to the public within 60 days of the event related to those data/results and always provided that copyright symbol appears together as follows below.

© DORNA, 2022

Official MotoGP Timing by **TISSOT**
www.motogp.com

Barcelona, Friday, June 03, 2022

