

4657 m.

GRAN PREMI MONSTER ENERGY DE CATALUNYA

Free Practice Nr. 1

Classification

3

		Rider	Nation	Team	Motorcycle	Time	Lap	Total	Gap	Top Speed	
1	42	Alex RINS	SPA	Team SUZUKI ECSTAR	SUZUKI	1'40.101	17	20		349.5	
2	12	Maverick VIÑALES	SPA	Aprilia Racing	APRILIA	1'40.296	19	19	0.195	0.195	348.3
3	21	Franco MORBIDELLI	ITA	Monster Energy Yamaha MotoGP	YAMAHA	1'40.695	6	19	0.594	0.399	341.7
4	41	Aleix ESPARGARO	SPA	Aprilia Racing	APRILIA	1'40.708	8	18	0.607	0.013	348.3
5	44	PoI ESPARGARO	SPA	Repsol Honda Team	HONDA	1'40.733	13	20	0.632	0.025	347.2
6	30	Takaaki NAKAGAMI	JPN	LCR Honda IDEMITSU	HONDA	1'40.868	5	20	0.767	0.135	343.9
7	73	Alex MARQUEZ	SPA	LCR Honda CASTROL	HONDA	1'40.872	19	21	0.771	0.004	348.3
8	88	Miguel OLIVEIRA	POR	Red Bull KTM Factory Racing	KTM	1'40.901	5	18	0.800	0.029	346.1
9	36	Joan MIR	SPA	Team SUZUKI ECSTAR	SUZUKI	1'40.907	4	15	0.806	0.006	348.3
10	23	Enea BASTIANINI	ITA	Gresini Racing MotoGP	DUCATI	1'41.031	8	17	0.930	0.124	347.2
11	5	Johann ZARCO	FRA	Prima Pramac Racing	DUCATI	1'41.049	6	20	0.948	0.018	348.3
12	25	Raul FERNANDEZ	SPA	Tech3 KTM Factory Racing	KTM	1'41.083	17	18	0.982	0.034	346.1
13	20	Fabio QUARTARARO	FRA	Monster Energy Yamaha MotoGP	YAMAHA	1'41.104	4	22	1.003	0.021	342.8
14	63	Francesco BAGNAIA	ITA	Ducati Lenovo Team	DUCATI	1'41.105	7	18	1.004	0.001	348.3
15	33	Brad BINDER	RSA	Red Bull KTM Factory Racing	KTM	1'41.157	7	21	1.056	0.052	346.1
16	72	Marco BEZZECCHI	ITA	Mooney VR46 Racing Team	DUCATI	1'41.214	7	18	1.113	0.057	347.2
17	10	Luca MARINI	ITA	Mooney VR46 Racing Team	DUCATI	1'41.243	10	20	1.142	0.029	345.0
18	43	Jack MILLER	AUS	Ducati Lenovo Team	DUCATI	1'41.280	9	20	1.179	0.037	347.2
19	49	Fabio DI GIANNANTONIO	ITA	Gresini Racing MotoGP	DUCATI	1'41.313	16	16	1.212	0.033	342.8
20	89	Jorge MARTIN	SPA	Prima Pramac Racing	DUCATI	1'41.320	12	17	1.219	0.007	343.9
21	87	Remy GARDNER	AUS	Tech3 KTM Factory Racing	KTM	1'41.330	17	19	1.229	0.010	342.8
22	4	Andrea DOVIZIOSO	ITA	WithU Yamaha RNF MotoGP Tea	YAMAHA	1'41.458	6	19	1.357	0.128	340.6
23	6	Stefan BRADL	GER	Repsol Honda Team	HONDA	1'41.882	6	18	1.781	0.424	345.0
24	40	Darryn BINDER	RSA	WithU Yamaha RNF MotoGP Tea	YAMAHA	1'41.934	11	20	1.833	0.052	337.5
25	51	Michele PIRRO	ITA	Aruba.it Racing	DUCATI	1'41.980	4	17	1.879	0.046	341.7

Practice condition: **Dry**Air: **26°**Humidity: **48%**Ground: **36°**

Fastest Lap:	Lap: 17	Alex RINS	1'40.101	167.4 Km/h
Best Race Lap:	2021	Johann ZARCO	1'39.939	167.7 Km/h
All Time Lap Record:	2021	Fabio QUARTARARO	1'38.853	169.5 Km/h

The results are provisional until the end of the limit for protest and appeals.

Time limit for protest expires 30' after publication of the results - Time:

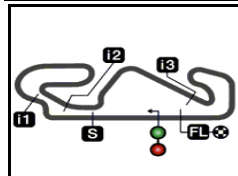
These data/results cannot be reproduced, stored and/or transmitted in whole or in part by any manner of electronic, mechanical, photocopying, recording, broadcasting or otherwise now known or herein after developed without the previous express consent by the copyright owner, except for reproduction in daily press and regular printed publications on sale to the public within 60 days of the event related to those data/results and always provided that copyright symbol appears together as follows below.

© DORNA, 2022

Official MotoGP Timing by TISSOT
www.motogp.com

Barcelona, Friday, June 03, 2022





4657 m.

GRAN PREMI MONSTER ENERGY DE CATALUNYA

Free Practice Nr. 1

Top Speed & Average

4



Rider	Nation	Motorcycle	Top 5 speeds					Average	Top
42 Alex RINS	SPA	SUZUKI	349.5	349.5	348.3	348.3	347.2	348.3	349.5
5 Johann ZARCO	FRA	DUCATI	348.3	348.3	346.1	345.0	345.0	346.3	348.3
12 Maverick VIÑALES	SPA	APRILIA	348.3	348.3	348.3	347.2	346.1	347.2	348.3
36 Joan MIR	SPA	SUZUKI	348.3	347.2	346.1	346.1	343.9	346.3	348.3
41 Aleix ESPARGARO	SPA	APRILIA	348.3	347.2	347.2	347.2	347.2	347.4	348.3
63 Francesco BAGNAIA	ITA	DUCATI	348.3	348.3	347.2	347.2	347.2	347.6	348.3
73 Alex MARQUEZ	SPA	HONDA	348.3	347.2	347.2	346.1	346.1	347.0	348.3
23 Enea BASTIANINI	ITA	DUCATI	347.2	347.2	347.2	346.1	345.0	346.5	347.2
43 Jack MILLER	AUS	DUCATI	347.2	346.1	346.1	346.1	346.1	346.3	347.2
44 Pol ESPARGARO	SPA	HONDA	347.2	346.1	343.9	343.9	342.8	343.8	347.2
72 Marco BEZZECCHI	ITA	DUCATI	347.2	343.9	343.9	343.9	342.8	343.9	347.2
25 Raul FERNANDEZ	SPA	KTM	346.1	346.1	343.9	343.9	343.9	344.8	346.1
33 Brad BINDER	RSA	KTM	346.1	346.1	345.0	345.0	345.0	345.2	346.1
88 Miguel OLIVEIRA	POR	KTM	346.1	345.0	345.0	343.9	342.8	344.3	346.1
6 Stefan BRADL	GER	HONDA	345.0	342.8	342.8	340.6	340.6	342.1	345.0
10 Luca MARINI	ITA	DUCATI	345.0	345.0	342.8	342.8	341.7	343.0	345.0
30 Takaaki NAKAGAMI	JPN	HONDA	343.9	342.8	341.7	341.7	341.7	342.4	343.9
89 Jorge MARTIN	SPA	DUCATI	343.9	343.9	343.9	343.9	342.8	343.7	343.9
20 Fabio QUARTARARO	FRA	YAMAHA	342.8	341.7	341.7	341.7	341.7	341.9	342.8
49 Fabio DI GIANNANTONIO	ITA	DUCATI	342.8	340.6	340.6	338.5	338.5	339.9	342.8
87 Remy GARDNER	AUS	KTM	342.8	342.8	341.7	339.6	337.5	340.3	342.8
21 Franco MORBIDELLI	ITA	YAMAHA	341.7	340.6	340.6	339.6	339.6	340.1	341.7
51 Michele PIRRO	ITA	DUCATI	341.7	340.6	340.6	337.5	333.3	338.7	341.7
4 Andrea DOVIZIOSO	ITA	YAMAHA	340.6	340.6	340.6	339.6	338.5	339.3	340.6
40 Darryn BINDER	RSA	YAMAHA	337.5	337.5	335.4	333.3	332.3	334.7	337.5

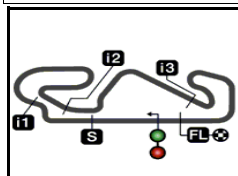
These data/results cannot be reproduced, stored and/or transmitted in whole or in part by any manner of electronic, mechanical, photocopying, recording, broadcasting or otherwise now known or herein after developed without the previous express consent by the copyright owner, except for reproduction in daily press and regular printed publications on sale to the public within 60 days of the event related to those data/results and always provided that copyright symbol appears together as follows below.

© DORNA, 2022

Official MotoGP Timing by TISSOT
www.motogp.com



Barcelona, Friday, June 03, 2022



4657 m.

GRAN PREMI MONSTER ENERGY DE CATALUNYA

Free Practice Nr. 1

Chronological Analysis of Performances

5

* Lap / Sector time cancelled

T1 Time from finish line to 1st intermediate

T3 Time from 2nd intermed. to 3rd intermed.

P Crossing the finish line in pit lane

T2 Time from 1st intermed. to 2nd intermed.

T4 Time from 3rd intermediate to finish line

**Tyre data subject to further updates

Lap	Lap Time	T1	T2	T3	T4	Speed	Lap	Lap Time	T1	T2	T3	T4	Speed
1st	42	Alex RINS		SUZUKI		SPA	9	7'00.766	20.636	34.094	21.113	31.618	186.5
		Team SUZUKI ECSTAR					10	1'41.510	17.235	32.085	20.793	31.397	342.8
		Runs=2 Total laps=20 Full laps=13					11	1'41.163	16.998	31.894	20.809	31.462	345.0
Run #	1	Front Tyre	Slick-Soft	Rear Tyre	Slick-Hard								
			New Tyre		New Tyre								
1	2'34.163	23.796	35.478	22.620	33.074	165.1							
2	1'42.502	17.557	32.403	20.945	31.597	337.5							
3	1'41.955	17.281	32.149	21.056	31.469	323.3							
4	1'41.214	17.143	31.899	20.939	31.233	331.2							
5	1'41.679 *	17.196*	32.618	20.660	31.205	347.2							
6	1'40.850	17.015	31.877	20.751	31.207	345.0							
7	1'48.094	17.110	32.135	21.543	37.306	349.5							
8	1'38.644 P	17.212	32.052	20.774	28.606	340.6							
Run #	2	Front Tyre	Slick-Soft	Rear Tyre	Slick-Hard								
			8 Laps at start		8 Laps at start								
9	8'43.278 *	20.397	33.162	20.952	31.806*	196.3							
10	1'41.666	17.260	32.103	20.878	31.425	339.6							
11	1'41.646	17.224	32.146	20.749	31.527	340.6							
12	1'41.434	17.082	32.065	20.829	31.458	345.0							
13	1'44.763 P	17.078	32.254	23.625*	31.806	345.0							
Run #	3	Front Tyre	Slick-Medium	Rear Tyre	Slick-Medium								
			New Tyre		New Tyre								
14	6'08.068	19.222	33.580	21.256	31.813	203.3							
15	1'42.485 *	17.884*	32.420	20.861	31.320	327.2							
16	1'40.631	17.027	31.771	20.621	31.212	348.3							
17	1'40.101	16.978	31.666	20.471	30.986	348.3							
18	1'40.142	16.961	31.636	20.575	30.970	347.2							
19	1'40.241	16.938	31.635	20.658	31.010	346.1							
20	1'40.185	16.923	31.690	20.565	31.007	349.5							
3rd	21	Franco MORBIDELLI		YAMAHA		ITA							
		Monster Energy Yamaha MotoGP											
		Runs=2 Total laps=19 Full laps=13											
Run #	1	Front Tyre	Slick-Soft	Rear Tyre	Slick-Medium								
			New Tyre		New Tyre								
1	1'51.957	26.560	34.426	21.746	31.865	206.8							
2	1'42.011	17.774	32.015	20.976	31.246	328.2							
3	1'41.754	17.375	32.149	20.802	31.428	337.5							
4	1'40.980	17.219	31.789	20.854	31.118	339.6							
5	1'40.946	17.147	31.807	20.730	31.262	339.6							
6	1'40.695	17.103	31.767	20.646	31.179	338.5							
7	1'41.045	17.119	31.844	20.658	31.424	339.6							
8	1'51.198 *	18.881*	38.782	22.003	31.532	339.6							
9	1'41.080	17.123	31.905	20.733	31.319	339.6							
10	1'49.619 P	17.819*	38.512	22.170	31.118	338.5							
Run #	2	Front Tyre	Slick-Soft	Rear Tyre	Slick-Medium								
			New Tyre		10 Laps at start								
11	9'30.044	20.668	33.780	21.198	31.514	148.3							
12	1'41.568	17.238	31.966	20.970	31.394	339.6							
13	1'41.267	17.187	31.939	20.821	31.320	337.5							
14	1'41.322	17.102	31.998	20.882	31.340	338.5							
15	1'43.467 P	17.151	34.787	22.147	29.382	338.5							
Run #	3	Front Tyre	Slick-Soft	Rear Tyre	Slick-Medium								
			5 Laps at start		15 Laps at start								
16	6'26.511	19.397	34.085	21.670	31.695	190.4							
17	1'41.708	17.232	32.147	20.852	31.477	340.6							
18	1'41.706	17.195	32.147	20.890	31.474	340.6							
19	1'42.269	17.279	32.313	21.048	31.629	341.7							
2nd	12	Maverick VIÑALES		APRILIA		SPA							
		Aprilia Racing											
		Runs=2 Total laps=19 Full laps=11											
Run #	1	Front Tyre	Slick-Soft	Rear Tyre	Slick-Medium								
			New Tyre		New Tyre								
1	2'34.377	19.491	33.215	21.745	31.867	210.1							
2	1'41.768	17.438	32.052	20.831	31.447	318.5							
3	1'44.089 *	17.317	32.356	20.830*	33.586	324.3							
4	1'40.983	17.125	31.949	20.677	31.232	340.6							
5	1'44.251 *	18.385*	33.424	20.791	31.651	347.2							
6	1'40.890	17.035	31.862	20.780	31.213	346.1							
7	1'42.209	17.018	31.797	20.583	32.811	340.6							
8	1'38.210 P	17.012	31.948	20.694	28.556	339.6							
Run #	2	Front Tyre	Slick-Soft	Rear Tyre	Slick-Medium								
			8 Laps at start		8 Laps at start								

Fastest Lap: Alex RINS Team SUZUKI ECST SPA **1'40.101** 16.978 31.666 20.471 30.986

These data/results cannot be reproduced, stored and/or transmitted in whole or in part by any manner of electronic, mechanical, photocopying, recording, broadcasting or otherwise now known or herein after developed without the previous express consent by the copyright owner, except for reproduction in daily press and regular printed publications on sale to the public within 60 days of the event related to those data/results and always provided that copyright symbol appears together as follows below.
© DORNA, 2022



Free Practice Nr. 1

MotoGP

Lap	Lap Time	T1	T2	T3	T4	Speed	Lap	Lap Time	T1	T2	T3	T4	Speed	
4th	41	Aleix ESPARGARO				APRILIA	SPA	19	1'44.942	17.204	32.158	20.774	34.806	343.9
		Aprilia Racing						20	1'42.759	17.377	32.221	21.237	31.924	347.2
Runs=2 Total laps=18 Full laps=12														
Run #	1	Front Tyre	Slick-Soft	Rear Tyre	Slick-Medium		Run #	1	Front Tyre	Slick-Soft	Rear Tyre	Slick-Medium		
			New Tyre		New Tyre					New Tyre		New Tyre		
1	2'45.430		18.999	33.273	21.799	31.875	223.1	2	1'41.734	17.446	32.068	20.931	31.289	347.2
2	1'41.734		17.446	32.068	20.931	31.289	347.2	3	1'41.306	17.239	31.864	20.889	31.314	339.6
3	1'41.306		17.239	31.864	20.889	31.314	339.6	4	1'40.745	17.151	31.739	20.656	31.199	347.2
4	1'40.745		17.151	31.739	20.656	31.199	347.2	5	1'43.785	18.227	32.862	20.843	31.853	347.2
5	1'43.785		18.227	32.862	20.843	31.853	347.2	6	1'40.785 *	17.085	31.665	20.683	31.352*	346.1
6	1'40.785 *		17.085	31.665	20.683	31.352*	346.1	7	1'40.903	16.987	31.751	20.804	31.361	346.1
7	1'40.903		16.987	31.751	20.804	31.361	346.1	8	1'40.708	17.004	31.755	20.604	31.345	347.2
8	1'40.708		17.004	31.755	20.604	31.345	347.2	9	1'42.667 P	17.610	33.775	22.173	29.109	346.1
9	1'42.667 P		17.610	33.775	22.173	29.109	346.1	Runs=2 Total laps=20 Full laps=13						
Run #	2	Front Tyre	Slick-Soft	Rear Tyre	Slick-Medium		Run #	2	Front Tyre	Slick-Soft	Rear Tyre	Slick-Medium		
			9 Laps at start		9 Laps at start					9 Laps at start		9 Laps at start		
10	7'09.440		19.550	32.800	21.004	31.628	196.0	10	7'31.299	20.488	34.084	21.565	31.987	179.4
11	1'41.057		17.147	31.898	20.763	31.249	343.9	11	1'41.935	17.346	32.284	20.906	31.399	338.5
12	1'40.943		17.014	31.820	20.826	31.283	345.0	12	1'41.293	17.136	32.039	20.878	31.240	339.6
13	1'40.564 P		17.596*	33.872	20.840	28.256	345.0	13	1'41.206	17.177	31.914	20.864	31.251	337.5
Runs=2 Total laps=20 Full laps=13														
Run #	3	Front Tyre	Slick-Soft	Rear Tyre	Slick-Medium		Run #	3	Front Tyre	Slick-Soft	Rear Tyre	Slick-Medium		
			New Tyre		13 Laps at start					16 Laps at start		16 Laps at start		
14	11'13.402		19.057	33.106	21.027	31.728	201.4	14	1'41.234	17.105	32.078	20.860	31.191	339.6
15	1'41.996		17.473	32.203	20.868	31.452	347.2	15	1'41.136	17.133	31.991	20.781	31.231	339.6
16	1'41.080		17.092	31.922	20.780	31.286	348.3	16	1'42.070 P	17.497*	34.393	21.470	28.710	341.7
17	1'41.630		17.199	32.050	20.832	31.549	346.1	Runs=2 Total laps=21 Full laps=15						
18	1'41.648		17.104	32.128	20.936	31.480	347.2							
Runs=2 Total laps=20 Full laps=13														
Run #	1	Front Tyre	Slick-Soft	Rear Tyre	Slick-Medium		Run #	1	Front Tyre	Slick-Soft	Rear Tyre	Slick-Hard		
			New Tyre		New Tyre					New Tyre		New Tyre		
1	2'17.404		19.406	34.701	22.000	32.324	221.3	1	2'01.712	19.880	34.450	22.083	32.855	225.0
2	1'43.375		17.883	32.516	21.057	31.919	331.2	2	1'43.859	17.830	32.686	21.247	32.096	342.8
3	1'41.959		17.333	32.124	20.994	31.508	332.3	3	1'43.033	17.529	32.535	21.051	31.918	341.7
4	1'41.102		17.272	31.835	20.724	31.271	337.5	4	1'42.307	17.282	32.326	20.980	31.719	341.7
5	1'41.428		17.153	31.828	20.736	31.711	337.5	5	1'41.845	17.182	32.143	20.893	31.627	343.9
6	1'57.811		17.058	47.387	21.813	31.553	340.6	6	1'45.899	17.854	32.847	22.212	32.986	345.0
7	1'44.706		17.029	31.967	20.697	35.013	342.8	7	1'42.011	17.207	32.308	20.925	31.571	345.0
8	1'41.017		17.088	31.886	20.775	31.268	342.8	8	1'40.219 P	17.147	32.370	20.981	29.721	342.8
9	1'44.578 P		17.303*	36.438	21.976	28.861	342.8	Runs=2 Total laps=21 Full laps=15						
Run #	2	Front Tyre	Slick-Soft	Rear Tyre	Slick-Medium		Run #	2	Front Tyre	Slick-Soft	Rear Tyre	Slick-Hard		
			9 Laps at start		9 Laps at start					8 Laps at start		8 Laps at start		
10	8'20.606		18.749	33.866	22.493	33.113	211.7	9	7'14.352	18.761	33.492	21.624	32.199	213.4
11	1'42.320		17.430	32.247	20.982	31.661	342.8	10	1'42.640	17.222	32.570	20.983	31.865	345.0
12	1'41.594		17.163	32.037	20.854	31.540	342.8	11	1'42.251	17.187	32.320	21.035	31.709	343.9
13	1'40.733		17.056	31.880	20.658	31.139	341.7	12	1'42.409	17.178	32.360	21.030	31.841	343.9
14	1'40.951		16.980	31.954	20.683	31.334	342.8	13	1'43.833	17.229	32.423	22.011	32.170	343.9
15	1'42.411 P		18.043*	34.618	21.717	28.033	340.6	14	1'42.603	17.182	32.555	21.032	31.834	342.8
Runs=2 Total laps=20 Full laps=13														
Run #	3	Front Tyre	Slick-Soft	Rear Tyre	Slick-Medium		Run #	3	Front Tyre	Slick-Soft	Rear Tyre	Slick-Hard		
			15 Laps at start		15 Laps at start					16 Laps at start		16 Laps at start		
16	6'24.180		20.240	33.269	21.489	32.027	214.2	15	1'41.964 P	17.315	33.356	21.699	29.594	339.6
17	1'55.201 *		17.297*	38.548	25.178	34.178	343.9	Runs=2 Total laps=20 Full laps=12						
18	1'43.491 *		17.383	32.606	21.402*	32.100	346.1							

Fastest Lap: Alex RINS Team SUZUKI ECST SPA **1'40.101** 16.978 31.666 20.471 30.986

These data/results cannot be reproduced, stored and/or transmitted in whole or in part by any manner of electronic, mechanical, photocopying, recording, broadcasting or otherwise now known or herein after developed without the previous express consent by the copyright owner, except for reproduction in daily press and regular printed publications on sale to the public within 60 days of the event related to those data/results and always provided that copyright symbol appears together as follows below.
© DORNA, 2022

Official MotoGP Timing by TISSOT
www.motogp.com

Barcelona, Friday, June 03, 2022

Page 2 of 7



Free Practice Nr. 1

MotoGP

Lap	Lap Time	T1	T2	T3	T4	Speed	Lap	Lap Time	T1	T2	T3	T4	Speed
Run # 3	Front Tyre	Slick-Medium	Rear Tyre	Slick-Medium			11	10'49.132	19.704	33.584	21.254	33.847	210.9
		New Tyre		New Tyre			12	1'42.422	17.395	32.291	21.047	31.689	337.5
16	6'17.188	21.094	33.276	21.428	31.979	162.6	13	1'44.443 P	17.380	34.997	22.227	29.839	339.6
17	1'42.371	17.228	32.483	21.086	31.574	346.1	Run # 4	Front Tyre	Slick-Soft	Rear Tyre	Slick-Medium		
18	1'41.168	17.149	31.980	20.684	31.355	347.2			New Tyre		New Tyre		
19	1'40.872	16.966	31.941	20.728	31.237	346.1	14	7'13.609	19.450	33.049	21.093	31.912	220.4
20	1'44.115 *	18.230*	33.316	21.045	31.524	348.3	15	1'43.114	17.132	32.070	21.959	31.953	346.1
21	1'41.428	17.079	32.053	20.837	31.459	347.2							

8th 88 Miguel OLIVEIRA KTM POR
Red Bull KTM Factory Racing

Runs=2 Total laps=18 Full laps=12

Run #	Front Tyre	Slick-Soft	Rear Tyre	Slick-Medium		
		New Tyre		New Tyre		
1	2'31.909	19.887	34.485	22.304	33.758	212.1
2	1'43.036	17.691	32.372	21.036	31.937	331.2
3	1'41.639	17.450	31.966	20.823	31.400	319.5
4	1'40.948	17.092	31.800	20.861	31.195	342.8
5	1'40.901	16.992	31.798	20.788	31.323	343.9
6	1'53.210	16.959	32.024	20.682	43.545	346.1
7	1'41.077 P	17.278	32.729	21.139	29.931	339.6

Run #	Front Tyre	Slick-Soft	Rear Tyre	Slick-Medium		
		7 Laps at start		7 Laps at start		
8	8'00.295	19.416	33.093	21.179	31.920	228.8
9	1'43.427	17.214	33.175	21.266	31.772	341.7
10	1'41.629	17.233	32.106	20.856	31.434	337.5
11	1'42.119	17.179	32.204	20.916	31.820	340.6
12	1'45.569 P	18.325*	36.606	21.291	29.347	342.8

Run #	Front Tyre	Slick-Medium	Rear Tyre	Slick-Hard		
		New Tyre		New Tyre		
13	8'40.931	19.603	33.488	21.277	31.786	231.2
14	1'42.709 *	17.705*	32.458	20.944	31.602	336.4
15	1'41.658	17.146	32.123	20.742	31.647	345.0
16	1'41.425	17.036	32.071	20.886	31.432	345.0
17	1'41.817	17.176	32.126	20.947	31.568	340.6
18	1'46.899	20.642	33.527	21.097	31.633	261.5

9th 36 Joan MIR SUZUKI SPA
Team SUZUKI ECSTAR

Runs=3 Total laps=15 Full laps=8

Run #	Front Tyre	Slick-Soft	Rear Tyre	Slick-Medium		
		New Tyre		New Tyre		
1	1'57.191	20.824	34.845	21.768	32.232	200.7
2	1'42.263	17.516	32.330	20.987	31.430	348.3
3	1'41.215	17.085	31.893	20.933	31.304	346.1
4	1'40.907	17.052	31.794	20.786	31.275	347.2
5	1'51.448 P	21.505*	35.619	23.385	30.939	341.7

Run #	Front Tyre	Slick-Soft	Rear Tyre	Slick-Medium		
		5 Laps at start		5 Laps at start		
6	6'42.928	21.031	33.342	21.381	32.061	198.1
7	1'42.491	17.463	32.437	20.998	31.593	343.9
8	1'41.569	17.187	32.086	20.857	31.439	342.8
9	1'41.543	17.129	32.046	20.836	31.532	341.7
10	1'47.470 P	18.457*	34.769	23.487	30.757	320.4

Run #	Front Tyre	Slick-Soft	Rear Tyre	Slick-Medium		
		10 Laps at start		10 Laps at start		

10th 23 Enea BASTIANINI DUCATI ITA
Gresini Racing MotoGP

Runs=1 Total laps=17 Full laps=12

Run #	Front Tyre	Slick-Soft	Rear Tyre	Slick-Medium		
		New Tyre		New Tyre		
1	2'32.666	20.575	35.478	22.871	37.397	186.5
2	1'43.224	17.841	32.599	20.998	31.786	326.2
3	1'41.918	17.470	32.043	20.913	31.492	309.4
4	1'41.263	17.172	31.949	20.808	31.334	325.3
5	1'41.095	17.149	31.783	20.837	31.326	339.6
6	1'43.814	17.087	32.041	20.838	33.848	336.4
7	1'45.417 *	18.214*	33.762	21.089	32.352	347.2
8	1'41.031	17.086	31.893	20.756	31.296	338.5
9	1'46.734	17.940	34.376	22.016	32.402	335.4
10	1'38.379 P	17.036	32.071	20.925	28.347	345.0

Run #	Front Tyre	Slick-Soft	Rear Tyre	Slick-Medium		
		New Tyre		10 Laps at start		
11	17'31.818	19.994	33.748	21.380	31.734	183.6
12	1'41.784	17.232	32.263	20.879	31.410	343.9
13	1'41.562	17.164	32.165	20.837	31.396	341.7
14	1'45.840 *	19.154*	34.193	21.033	31.460	347.2
15	1'41.660	16.990	32.203	21.002	31.465	346.1
16	1'41.521	16.936	32.108	20.957	31.520	347.2
17	1'42.815	17.041	32.164	20.894	32.716	340.6

11th 5 Johann ZARCO DUCATI FRA
Prima Pramac Racing

Runs=2 Total laps=20 Full laps=12

Run #	Front Tyre	Slick-Soft	Rear Tyre	Slick-Medium		
		New Tyre		New Tyre		
1	2'16.658	20.680	35.468	22.464	32.596	202.6
2	1'42.901	17.781	32.302	21.124	31.694	343.9
3	1'41.888	17.308	31.980	21.058	31.542	341.7
4	1'41.376	17.203	31.969	21.005	31.199	341.7
5	1'41.256	17.281	31.846	20.811	31.318	346.1
6	1'41.049	17.128	31.938	20.681	31.302	335.4
7	1'39.966 P	17.190	32.151	21.037	29.588	334.3

Run #	Front Tyre	Slick-Soft	Rear Tyre	Slick-Medium		
		7 Laps at start		7 Laps at start		
8	6'51.666	20.730	35.699	21.307	32.023	180.9
9	1'41.929	17.236	32.187	20.943	31.563	342.8
10	1'41.799	17.101	32.250	20.800	31.648	342.8
11	1'41.677	17.107	32.116	21.029	31.425	345.0
12	1'41.442	17.068	32.053	20.872	31.449	342.8
13	1'46.570 P	17.089	35.681	23.338	30.462	345.0

Run #	Front Tyre	Slick-Soft	Rear Tyre	Slick-Medium		
		New Tyre		13 Laps at start		
14	8'19.721	19.582	33.995	21.380	31.914	193.8

Fastest Lap: Alex RINS Team SUZUKI ECST SPA **1'40.101** 16.978 31.666 20.471 30.986

These data/results cannot be reproduced, stored and/or transmitted in whole or in part by any manner of electronic, mechanical, photocopying, recording, broadcasting or otherwise now known or herein after developed without the previous express consent by the copyright owner, except for reproduction in daily press and regular printed publications on sale to the public within 60 days of the event related to those data/results and always provided that copyright symbol appears together as follows below.
© DORNA, 2022

Official MotoGP Timing by TISSOT
www.motogp.com

Barcelona, Friday, June 03, 2022

Page 3 of 7



Free Practice Nr. 1

MotoGP

Lap	Lap Time	T1	T2	T3	T4	Speed	Lap	Lap Time	T1	T2	T3	T4	Speed
15	1'43.315 *	17.731*	32.315	21.183	32.086	336.4	15	1'41.699	17.248	32.081	20.940	31.430	338.5
16	1'41.254	17.145	31.959	20.750	31.400	343.9	16	1'41.597	17.124	32.170	20.884	31.419	339.6
17	1'41.306	<u>17.003</u>	32.023	20.907	31.373	342.8	17	1'45.819 *	17.982*	34.371	21.565	31.901	339.6
18	1'46.384 *	18.740*	34.546	21.556	31.542	<u>348.3</u>	18	1'41.836	17.120	32.255	20.936	31.525	340.6
19	1'44.194 *	17.322*	33.864	21.061	31.947	348.3	19	2'03.024 *	21.374*	45.317	24.319	32.014	340.6
20	1'41.408	17.016	32.132	20.803	31.457	345.0	20	1'42.274	17.412	32.369	21.003	31.490	<u>342.8</u>
21							21	1'42.052	17.252	32.269	20.835	31.696	341.7
22							22	1'41.978	17.224	32.263	20.933	31.558	341.7

12th 25 **Raul FERNANDEZ** KTM SPA
Tech3 KTM Factory Racing

Runs=2 Total laps=18 Full laps=10

Run #	1	Front Tyre	Slick-Soft	Rear Tyre	Slick-Medium	Speed
			New Tyre		New Tyre	
1	2'17.173	20.779	35.854	22.121	32.294	214.7
2	1'43.050	17.655	32.562	21.099	31.734	340.6
3	1'43.327	17.336	33.552	21.090	31.349	339.6
4	1'41.978 *	17.354	32.118	20.883*	31.623	337.5
5	1'45.898 *	19.241*	33.793	21.216	31.648	<u>346.1</u>
6	1'42.159	17.343	32.264	21.101	31.451	337.5
7	1'41.841	17.196	32.212	20.978	31.455	343.9
8	1'46.432 P	18.511*	34.582	22.340	30.999	341.7

Run #	2	Front Tyre	Slick-Soft	Rear Tyre	Slick-Medium	Speed
			8 Laps at start		8 Laps at start	
9	8'52.992	21.815	34.058	21.458	32.996	208.0
10	1'42.647	17.498	32.536	21.076	31.537	332.3
11	1'42.537	17.354	32.384	21.146	31.653	341.7
12	1'43.038	17.332	32.583	21.191	31.932	341.7
13	1'47.133 P	17.804*	35.139	22.549	31.641	331.2

Run #	3	Front Tyre	Slick-Medium	Rear Tyre	Slick-Soft	Speed
			New Tyre		New Tyre	
14	7'59.961	19.597	34.116	22.285	31.823	225.0
15	1'41.217	17.170	32.026	<u>20.750</u>	31.271	343.9
16	1'42.553	17.291	32.694	21.090	31.478	327.2
17	<u>1'41.083</u>	<u>17.037</u>	<u>31.971</u>	20.837	<u>31.238</u>	346.1
18	1'51.845 *	19.782*	34.849	22.113	35.101	343.9

13th 20 **Fabio QUARTARARO** YAMAHA FRA
Monster Energy Yamaha MotoGP

Runs=1 Total laps=22 Full laps=14

Run #	1	Front Tyre	Slick-Soft	Rear Tyre	Slick-Medium	Speed
			New Tyre		New Tyre	
1	2'56.879	20.137	34.860	22.018	32.534	207.6
2	1'42.889	17.681	32.501	20.980	31.727	339.6
3	1'41.396	17.302	31.970	20.871	31.253	340.6
4	<u>1'41.104</u>	17.199	31.871	20.783	<u>31.251</u>	341.7
5	1'41.193	17.117	31.949	20.828	31.299	341.7
6	1'40.938 *	17.064	<u>31.820</u>	<u>20.713</u>	31.341*	341.7
7	1'47.761 *	18.572*	35.218	22.077	31.894	341.7
8	1'41.373	17.104	31.983	20.965	31.321	340.6
9	1'45.883 *	17.021	31.881	24.862*	32.119	339.6
10	1'41.383	17.242	32.041	20.833	31.267	339.6
11	1'41.156	17.159	31.966	20.760	31.271	338.5
12	1'40.619 P	<u>17.020</u>	31.941	20.784	30.874	338.5
Run #	2	Front Tyre	Slick-Soft	Rear Tyre	Slick-Medium	Speed
			12 Laps at start		12 Laps at start	
13	9'00.329	19.959	34.176	21.627	31.950	204.5
14	1'41.881	17.279	32.272	20.892	31.438	338.5

14th 63 **Francesco BAGNAIA** DUCATI ITA
Ducati Lenovo Team

Runs=2 Total laps=18 Full laps=9

Run #	1	Front Tyre	Slick-Soft	Rear Tyre	Slick-Medium	Speed
			New Tyre		New Tyre	
1	2'42.084	24.086	36.549	22.881	32.965	135.6
2	1'44.261	17.865	32.926	21.199	32.271	339.6
3	1'42.536	17.398	32.507	21.203	31.428	345.0
4	1'41.590	17.255	32.035	20.881	31.419	339.6
5	1'45.999 *	17.931*	34.928	21.487	31.653	<u>348.3</u>
6	1'41.614 *	17.210	32.203	20.857	31.344*	347.2
7	<u>1'41.105</u>	17.078	<u>31.974</u>	20.756	<u>31.297</u>	347.2
8	1'41.143	17.142	31.975	<u>20.625</u>	31.401	345.0
9	1'41.182	<u>17.012</u>	31.995	20.793	31.382	346.1
10	1'44.772 P	17.099	33.966	22.429	31.278	343.9

Run #	2	Front Tyre	Slick-Soft	Rear Tyre	Slick-Medium	Speed
			10 Laps at start		10 Laps at start	
11	11'45.086	25.374	35.508	24.295	32.213	139.3
12	1'42.615	17.298	32.599	21.004	31.714	343.9
13	1'43.187 *	17.124	32.176	21.153	32.734*	342.8
14	1'48.850	17.124	32.265	21.555	37.906	343.9
15	1'39.828 P	17.091	32.193	21.004	29.540	347.2

Run #	3	Front Tyre	Slick-Soft	Rear Tyre	Slick-Medium	Speed
			15 Laps at start		15 Laps at start	
16	5'45.529	22.702	34.274	21.406	31.965	207.6
17	1'42.176 *	17.203	32.405	20.985	31.583*	346.1
18	1'41.805	17.068	32.187	21.021	31.529	348.3

15th 33 **Brad BINDER** KTM RSA
Red Bull KTM Factory Racing

Runs=1 Total laps=21 Full laps=17

Run #	1	Front Tyre	Slick-Soft	Rear Tyre	Slick-Medium	Speed
			New Tyre		New Tyre	
1	2'06.619	20.013	34.348	21.699	32.348	219.0
2	1'42.635	17.696	32.329	20.979	31.631	306.8
3	1'46.965	17.341	32.215	20.911	36.498	327.2
4	1'41.632 *	17.268	32.020	20.969	31.375*	340.6
5	1'42.061	17.288	32.281	21.110	31.382	340.6
6	1'41.350	17.194	32.078	20.765	31.313	340.6
7	<u>1'41.157</u>	<u>17.024</u>	<u>31.982</u>	20.847	<u>31.304</u>	<u>346.1</u>
8	1'41.453	17.155	32.017	20.841	31.440	345.0
9	1'41.289	17.132	31.996	20.828	31.333	345.0
10	1'41.273	17.058	32.002	20.852	31.361	345.0
11	1'41.476	17.151	32.002	20.840	31.483	345.0
12	1'51.875	17.235	32.152	20.700	41.788	342.8
13	1'41.657	17.088	32.214	<u>20.696</u>	31.659	345.0
14	1'41.575	17.171	32.088	20.896	31.420	343.9

Fastest Lap: Alex RINS Team SUZUKI ECST SPA **1'40.101** 16.978 31.666 20.471 30.986

These data/results cannot be reproduced, stored and/or transmitted in whole or in part by any manner of electronic, mechanical, photocopying, recording, broadcasting or otherwise now known or herein after developed without the previous express consent by the copyright owner, except for reproduction in daily press and regular printed publications on sale to the public within 60 days of the event related to those data/results and always provided that copyright symbol appears together as follows below.
© DORNA, 2022



Free Practice Nr. 1

MotoGP

Lap	Lap Time	T1	T2	T3	T4	Speed	Lap	Lap Time	T1	T2	T3	T4	Speed
15	1'41.351	17.086	32.068	20.788	31.409	342.8	12	12'22.217	21.354	34.022	21.764	35.750	194.9
16	1'44.593 P	17.208	32.740	20.964	33.681	339.6	13	1'42.951	17.187	32.194	20.965	32.605	339.6
Run # 2	Front Tyre	Slick-Medium	Rear Tyre	Slick-Medium									
	New Tyre			16 Laps at start									
17	11'18.272	20.773	34.356	21.642	32.221	196.3	16	1'49.434 *	18.233*	37.653	21.607	31.941	332.3
18	1'42.921	17.531	32.596	20.996	31.798	343.9	17	1'41.750	17.104	32.172	20.893	31.581	341.7
19	1'42.813	17.259	32.398	20.956	32.200	345.0	18	1'50.854 *	17.719*	37.739	23.213	32.183	342.8
20	1'41.908	17.222	32.273	20.877	31.536	346.1	19	1'42.251 *	17.068*	32.771	20.920	31.492	345.0
21	1'41.333	17.091	32.076	20.801	31.365	345.0	20	1'41.627	17.124	32.222	20.816	31.465	345.0

16th 72 **Marco BEZZECCHI** DUCATI ITA
Mooney VR46 Racing Team

Runs=2 Total laps=18 Full laps=13

Run #	1	Front Tyre	Slick-Soft	Rear Tyre	Slick-Medium	Speed
		New Tyre			New Tyre	
1	2'18.630	21.773	37.134	22.409	33.089	200.7
2	1'44.765	18.499	33.097	21.127	32.042	279.0
3	1'42.138	17.449	32.432	20.843	31.414	336.4
4	1'41.544	17.281	32.114	20.667	31.482	343.9
5	1'42.264	17.276	32.104	21.289	31.595	335.4
6	1'41.404	17.158	32.117	20.852	31.277	340.6
7	1'41.214	17.054	31.997	20.775	31.388	343.9
8	1'49.764 P	18.818*	37.969	22.315	30.662	342.8
Run # 2	Front Tyre	Slick-Soft	Rear Tyre	Slick-Medium		
	8 Laps at start		8 Laps at start			
9	7'53.537	22.392	33.573	21.520	32.015	127.6
10	1'42.823	17.809	32.582	20.950	31.482	342.8
11	1'41.486	17.211	32.024	21.005	31.246	342.8
12	1'41.612	17.198	32.150	20.893	31.371	339.6
13	1'41.386	17.153	32.072	20.825	31.336	341.7
14	1'41.525	17.153	32.146	20.871	31.355	340.6
15	1'41.566	17.096	32.188	20.847	31.435	343.9
16	1'43.800 P	17.250	33.625	22.443	30.482	340.6
Run # 3	Front Tyre	Slick-Soft	Rear Tyre	Slick-Medium		
	16 Laps at start		16 Laps at start			
17	10'07.733	23.861	36.757	21.769	32.071	158.3
18	1'43.260	17.884	32.610	21.173	31.593	347.2

17th 10 **Luca MARINI** DUCATI ITA
Mooney VR46 Racing Team

Runs=1 Total laps=20 Full laps=12

Run #	1	Front Tyre	Slick-Soft	Rear Tyre	Slick-Medium	Speed
		New Tyre			New Tyre	
1	2'04.050	20.489	34.409	21.962	34.129	214.7
2	1'43.693	17.748	33.080	21.057	31.808	332.3
3	1'43.329	17.362	32.372	20.901	32.694	331.2
4	1'42.102	17.368	32.295	20.896	31.543	339.6
5	1'42.589 *	17.641	32.279	20.955*	31.714	340.6
6	1'41.926	17.407	32.040	20.805	31.674	336.4
7	1'49.302 *	17.993*	37.437	21.806	32.066	339.6
8	1'41.658	17.271	32.167	20.879	31.341	340.6
9	1'41.635	17.128	32.017	21.139	31.351	341.7
10	1'41.243	17.099	31.909	20.831	31.404	341.7
11	1'40.573 P	17.883	32.966	21.279	28.445	336.4
Run # 2	Front Tyre	Slick-Soft	Rear Tyre	Slick-Medium		
	11 Laps at start		11 Laps at start			

18th 43 **Jack MILLER** DUCATI AUS
Ducati Lenovo Team

Runs=1 Total laps=20 Full laps=15

Run #	1	Front Tyre	Slick-Soft	Rear Tyre	Slick-Medium	Speed
		New Tyre			New Tyre	
1	2'04.535	20.458	34.280	21.992	32.810	204.1
2	1'43.123	17.656	32.400	21.183	31.884	337.5
3	1'43.329	17.969	32.441	21.096	31.823	346.1
4	1'41.981	17.318	32.105	21.041	31.517	346.1
5	1'50.527 *	19.040*	37.905	21.827	31.755	346.1
6	1'41.566	17.323	31.979	20.824	31.440	339.6
7	1'41.648	17.155	31.948	20.945	31.600	346.1
8	1'41.682	17.353	32.057	20.800	31.472	347.2
9	1'41.280	17.121	32.093	20.763	31.303	343.9
10	1'41.419	17.149	32.025	20.876	31.369	340.6
11	1'45.267 P	18.717*	35.757	21.611	29.182	341.7
Run # 2	Front Tyre	Slick-Soft	Rear Tyre	Slick-Medium		
	11 Laps at start		11 Laps at start			
12	12'26.417	19.144	33.718	21.506	31.894	215.5
13	1'43.340	17.311	32.617	21.682	31.730	341.7
14	1'42.050 *	17.168	32.099	20.850	31.933*	343.9
15	1'42.014	17.246	32.173	21.080	31.515	345.0
16	1'41.855	17.154	32.222	21.044	31.435	343.9
17	1'41.420	17.076	32.112	20.909	31.323	346.1
18	1'47.628	17.255	34.880	23.103	32.390	346.1
19	1'42.402	17.283	32.278	21.057	31.784	343.9
20	1'42.241	17.200	32.270	21.039	31.732	342.8

19th 49 **Fabio DI GIANNANTON** DUCATI ITA
Gresini Racing MotoGP

Runs=2 Total laps=16 Full laps=10

Run #	1	Front Tyre	Slick-Soft	Rear Tyre	Slick-Medium	Speed
		New Tyre			New Tyre	
1	2'05.917	19.977	34.393	22.016	32.311	210.5
2	1'43.567	17.973	32.873	21.170	31.551	299.1
3	1'42.329	17.335	32.191	20.938	31.865	326.2
4	1'42.017 *	17.398	32.170	21.050*	31.399	330.2
5	1'41.956	17.252	32.196	20.973	31.535	331.2
6	1'41.629	17.182	32.047	20.812	31.588	334.3
7	1'41.581	17.203	32.097	20.824	31.457	337.5
8	1'41.504	17.162	32.117	20.754	31.471	338.5
9	1'49.996 P	18.870*	36.124	24.032	30.970	327.2
Run # 2	Front Tyre	Slick-Soft	Rear Tyre	Slick-Medium		
	New Tyre		9 Laps at start			
10	17'30.891	20.253	33.564	21.497	32.052	187.1
11	1'41.898	17.306	32.186	20.847	31.559	338.5

Fastest Lap: Alex RINS Team SUZUKI ECST SPA 1'40.101 16.978 31.666 20.471 30.986

These data/results cannot be reproduced, stored and/or transmitted in whole or in part by any manner of electronic, mechanical, photocopying, recording, broadcasting or otherwise now known or herein after developed without the previous express consent by the copyright owner, except for reproduction in daily press and regular printed publications on sale to the public within 60 days of the event related to those data/results and always provided that copyright symbol appears together as follows below.
© DORNA, 2022

Official MotoGP Timing by TISSOT
www.motogp.com

Barcelona, Friday, June 03, 2022

Page 5 of 7



Free Practice Nr. 1

MotoGP

Lap	Lap Time	T1	T2	T3	T4	Speed	Lap	Lap Time	T1	T2	T3	T4	Speed
12	1'41.577	17.139	32.135	20.831	31.472	340.6	12	1'42.351	17.230	32.221	21.471	31.429	336.4
13	1'39.955	P 17.150	32.181	20.852	29.772	340.6	13	1'46.688	P 17.319	32.399	21.103	35.867	337.5

20th 89 **Jorge MARTIN** DUCATI SPA
Prima Pramac Racing
Runs=3 Total laps=18 Full laps=11

Run #	1	Front Tyre	Slick-Soft	Rear Tyre	Slick-Medium	Speed
			New Tyre		New Tyre	
1	2'17.490	24.954	34.028	21.707	31.974	117.1
2	1'42.885	17.459	32.641	20.917	31.868	325.3
3	1'41.727	17.224	32.196	20.925	31.382	339.6
4	1'41.966	* 17.243*	32.370	20.890	31.463	341.7
5	1'45.718	P 19.267*	34.020	22.646*	29.785	343.9

21st 87 **Remy GARDNER** KTM AUS
Tech3 KTM Factory Racing
Runs=2 Total laps=19 Full laps=14

Run #	1	Front Tyre	Slick-Soft	Rear Tyre	Slick-Medium	Speed
			New Tyre		New Tyre	
1	2'06.954	20.066	35.251	22.257	37.823	219.0
2	1'44.145	17.889	32.566	21.865	31.825	295.0
3	1'43.334	17.697	32.457	21.234	31.946	320.4
4	1'42.822	17.493	32.380	21.411	31.538	341.7
5	1'42.499	17.571	32.356	21.093	31.479	342.8
6	1'42.222	17.494	32.209	21.037	31.482	322.3
7	1'42.105	17.316	32.141	21.152	31.496	333.3
8	1'45.329	P 17.539	32.526	21.159	34.105	320.4

Fastest Lap: Alex RINS Team SUZUKI ECST SPA 1'40.101 16.978 31.666 20.471 30.986

These data/results cannot be reproduced, stored and/or transmitted in whole or in part by any manner of electronic, mechanical, photocopying, recording, broadcasting or otherwise now known or herein after developed without the previous express consent by the copyright owner, except for reproduction in daily press and regular printed publications on sale to the public within 60 days of the event related to those data/results and always provided that copyright symbol appears together as follows below.
© DORNA, 2022

Official MotoGP Timing by TISSOT
www.motogp.com

Barcelona, Friday, June 03, 2022

Page 6 of 7



22nd 4 **Andrea DOVIZIOSO** YAMAHA ITA
WithU Yamaha RNF MotoGP Team
Runs=2 Total laps=19 Full laps=14

Run #	1	Front Tyre	Slick-Soft	Rear Tyre	Slick-Medium	Speed
			New Tyre		New Tyre	
1	2'30.167	21.505	35.383	22.441	33.224	167.4
2	1'45.306	18.121	33.051	21.311	32.823	318.5
3	1'43.366	17.724	32.782	21.174	31.686	305.9
4	1'42.175	17.347	32.217	21.029	31.582	323.3
5	1'46.169	18.022	35.265	21.170	31.712	334.3
6	1'41.458	17.157	32.070	20.877	31.354	338.5
7	1'44.393	P 17.534*	35.801	21.931	29.127	340.6

23rd 6 **Stefan BRADL** HONDA GER
Repsol Honda Team
Runs=2 Total laps=18 Full laps=13

Run #	1	Front Tyre	Slick-Soft	Rear Tyre	Slick-Medium	Speed
			New Tyre		New Tyre	
1	2'11.018	20.660	34.666	21.902	33.075	211.7
2	1'43.289	17.763	32.426	21.201	31.899	323.3
3	1'42.640	17.463	32.043	20.972	32.162	342.8
4	1'42.316	17.448	32.039	21.091	31.738	328.2
5	1'42.278	17.443	32.157	21.083	31.595	342.8
6	1'41.882	17.237	32.073	20.972	31.600	339.6
7	1'42.708	P 17.380	34.238	21.565	29.525	336.4

Free Practice Nr. 1

MotoGP

Lap	Lap Time	T1	T2	T3	T4	Speed	Lap	Lap Time	T1	T2	T3	T4	Speed
10	1'42.351	17.386	32.258	21.036	31.671	336.4	Run # 2	<i>Front Tyre</i> Slick-Soft	<i>Rear Tyre</i> Slick-Medium	8 Laps at start			
11	1'42.142	17.322	32.111	20.960	31.749	340.6							
12	1'41.990	17.224	32.076	20.973	31.717	340.6	9	9'41.201	23.548	36.385	22.207	32.454	127.0
13	1'42.429	17.314	32.332	21.000	31.783	339.6	10	1'42.879	17.631	32.337	21.178	31.733	320.4
14	1'47.915 P	18.234*	37.560	22.243	29.878	337.5	11	1'42.068	17.317	32.049	21.069	31.633	340.6
	Run # 3	<i>Front Tyre</i> Slick-Soft	<i>Rear Tyre</i> Slick-Medium	14 Laps at start			12	1'42.035	17.284	32.021	21.071	31.659	333.3
15	7'03.909	20.198	34.896	22.327	40.657	179.1				13 Laps at start			
16	1'50.083	17.565	32.685	21.437	38.396	331.2	13	9'22.629	19.586	36.036	23.941	32.534	179.4
17	1'42.622	17.315	32.391	21.076	31.840	334.3	14	1'47.062	17.224	34.483	23.171	32.184	340.6
18	1'42.888	17.511	32.367	21.065	31.945	345.0	15	1'42.052	17.212	32.235	21.118	31.487	341.7
	24th 40	Darryn BINDER		YAMAHA	RSA		16	1'42.284	17.425	32.265	21.048	31.546	327.2
		WithU Yamaha RNF MotoGP Team					17						

Runs=2 Total laps=20 Full laps=13

Run #	1	Front Tyre	Slick-Soft	Rear Tyre	Slick-Medium	New Tyre
1	2'04.942	20.930	34.590	22.206	33.112	201.8
2	1'43.591	18.046	32.449	21.087	32.009	285.7
3	1'43.384 *	17.732	32.415	21.092*	32.145	300.8
4	1'42.709	17.465	32.264	21.159	31.821	313.9
5	1'42.810	17.632	32.377	21.050	31.751	314.8
6	1'43.662	17.635	32.482	21.592	31.953	315.7
7	1'42.459	17.491	32.179	21.068	31.721	315.7
8	1'44.529 P	17.418	32.756	21.387	32.968	327.2
	Run # 2	<i>Front Tyre</i> Slick-Soft	<i>Rear Tyre</i> Slick-Medium	8 Laps at start		
9	8'07.296	21.316	34.443	22.249	32.154	142.1
10	1'43.070	17.792	32.673	21.086	31.519	330.2
11	1'41.934	17.288	32.083	21.012	31.551	337.5
12	1'42.641	17.392	32.179	21.168	31.902	333.3
13	1'43.398	17.590	32.419	21.394	31.995	331.2
14	1'48.461 *	19.569*	34.194	21.796	32.902	331.2
15	1'42.274 P	17.640	32.728	21.596	30.310	329.2
	Run # 3	<i>Front Tyre</i> Slick-Soft	<i>Rear Tyre</i> Slick-Medium	15 Laps at start		
16	6'49.606	20.153	33.308	21.579	32.048	200.7
17	1'53.811	17.481	33.508	21.591	41.231	337.5
18	1'42.858	17.456	32.548	21.206	31.648	332.3
19	1'42.761	17.296	32.299	21.224	31.942	335.4
20	1'42.771	17.450	32.338	21.106	31.877	332.3

25th 51 Michele PIRRO DUCATI ITA
Aruba.it Racing

Runs=2 Total laps=17 Full laps=11

Run #	1	Front Tyre	Slick-Soft	Rear Tyre	Slick-Medium	New Tyre
1	2'04.809	21.364	33.839	22.136	34.237	168.4
2	1'43.507	17.886	32.434	21.176	32.011	300.8
3	1'43.019 *	17.588	32.488	21.106*	31.837	313.9
4	1'41.980	17.454	32.162	21.093	31.271	320.4
5	1'52.206	17.725	39.060	21.970	33.451	320.4
6	1'46.261	17.293	36.192	21.168	31.608	332.3
7	1'42.021	17.473	31.976	20.979	31.593	325.3
8	1'46.604 P	17.537	35.365	22.222	31.480	337.5

Fastest Lap: Alex RINS Team SUZUKI ECST SPA 1'40.101 16.978 31.666 20.471 30.986

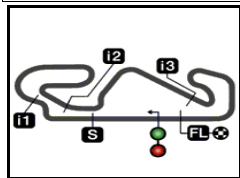
These data/results cannot be reproduced, stored and/or transmitted in whole or in part by any manner of electronic, mechanical, photocopying, recording, broadcasting or otherwise now known or herein after developed without the previous express consent by the copyright owner, except for reproduction in daily press and regular printed publications on sale to the public within 60 days of the event related to those data/results and always provided that copyright symbol appears together as follows below.
© DORNA, 2022

Official MotoGP Timing by TISSOT
www.motogp.com

Barcelona, Friday, June 03, 2022

Page 7 of 7





4657 m.

GRAN PREMI MONSTER ENERGY DE CATALUNYA

Free Practice Nr. 1

Best Partial Times

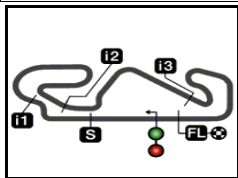
MotoGP™

IT Ideal Lap Time, sum of the best partial times*BT* Best Lap Time

<i>T1</i>		<i>T2</i>		<i>T3</i>		<i>T4</i>				<i>IT</i>	<i>BT</i>	
Pos	Rider	Time	Rider	Time	Rider	Time	Rider	Time	Pos	Rider		
1	M.VIÑALES	16.851	A.RINS	31.635	A.RINS	20.471	A.RINS	30.970	1	A.RINS	1'39.999	1'40.101 (1)
2	A.RINS	16.923	A.ESPARGARO	31.665	M.VIÑALES	20.559	F.MORBIDELLI	31.118	2	M.VIÑALES	1'40.296	1'40.296 (2)
3	E.BASTIANINI	16.936	M.VIÑALES	31.734	A.ESPARGARO	20.604	T.NAKAGAMI	31.127	3	A.ESPARGAR	1'40.455	1'40.708 (4)
4	M.OLIVEIRA	16.959	F.MORBIDELLI	31.767	F.BAGNAIA	20.625	P.ESPARGARO	31.139	4	P.ESPARGAR	1'40.605	1'40.733 (5)
5	A.MARQUEZ	16.966	T.NAKAGAMI	31.772	F.MORBIDELLI	20.646	M.VIÑALES	31.152	5	F.MORBIDELLI	1'40.633	1'40.695 (3)
6	P.ESPARGARO	16.980	E.BASTIANINI	31.783	P.ESPARGARO	20.658	M.OLIVEIRA	31.195	6	M.OLIVEIRA	1'40.634	1'40.901 (8)
7	A.ESPARGARO	16.987	J.MIR	31.794	M.BEZZECCHI	20.667	J.ZARCO	31.199	7	J.ZARCO	1'40.729	1'41.049 (11)
8	J.ZARCO	17.003	M.OLIVEIRA	31.798	J.ZARCO	20.681	A.ESPARGARO	31.199	8	T.NAKAGAMI	1'40.738	1'40.868 (6)
9	F.BAGNAIA	17.012	F.QUARTARARO	31.820	M.OLIVEIRA	20.682	R.GARDNER	31.227	9	E.BASTIANINI	1'40.771	1'41.031 (10)
10	F.QUARTARARO	17.020	P.ESPARGARO	31.828	A.MARQUEZ	20.684	A.MARQUEZ	31.237	10	F.QUARTARAR	1'40.804	1'41.104 (13)
11	B.BINDER	17.024	J.ZARCO	31.846	B.BINDER	20.696	R.FERNANDEZ	31.238	11	A.MARQUEZ	1'40.828	1'40.872 (7)
12	R.FERNANDEZ	17.037	L.MARINI	31.909	F.QUARTARARO	20.713	M.BEZZECCHI	31.246	12	J.MIR	1'40.907	1'40.907 (9)
13	J.MARTIN	17.048	A.MARQUEZ	31.941	J.MARTIN	20.738	F.QUARTARARO	31.251	13	F.BAGNAIA	1'40.908	1'41.105 (14)
14	J.MIR	17.052	J.MILLER	31.948	F.DI GIANNANTO	20.744	M.PIRRO	31.271	14	M.BEZZECCHI	1'40.964	1'41.214 (16)
15	M.BEZZECCHI	17.054	R.FERNANDEZ	31.971	R.FERNANDEZ	20.750	J.MIR	31.275	15	R.FERNANDEZ	1'40.996	1'41.083 (12)
16	F.DI GIANNANTO	17.059	F.BAGNAIA	31.974	E.BASTIANINI	20.756	E.BASTIANINI	31.296	16	B.BINDER	1'41.006	1'41.157 (15)
17	J.MILLER	17.076	J.MARTIN	31.975	T.NAKAGAMI	20.756	F.BAGNAIA	31.297	17	J.MARTIN	1'41.086	1'41.320 (20)
18	R.GARDNER	17.082	M.PIRRO	31.976	J.MILLER	20.763	J.MILLER	31.303	18	J.MILLER	1'41.090	1'41.280 (18)
19	T.NAKAGAMI	17.083	B.BINDER	31.982	J.MIR	20.786	B.BINDER	31.304	19	L.MARINI	1'41.154	1'41.243 (17)
20	L.MARINI	17.099	R.GARDNER	31.992	L.MARINI	20.805	J.MARTIN	31.325	20	R.GARDNER	1'41.177	1'41.330 (21)
21	F.MORBIDELLI	17.102	M.BEZZECCHI	31.997	A.DOVIZIOSO	20.817	L.MARINI	31.341	21	F.DI GIANNAN	1'41.199	1'41.313 (19)
22	A.DOVIZIOSO	17.133	S.BRADL	32.039	R.GARDNER	20.876	F.DI GIANNANTO	31.349	22	A.DOVIZIOSO	1'41.374	1'41.458 (22)
23	M.PIRRO	17.212	F.DI GIANNANTO	32.047	S.BRADL	20.960	A.DOVIZIOSO	31.354	23	M.PIRRO	1'41.438	1'41.980 (25)
24	S.BRADL	17.224	A.DOVIZIOSO	32.070	M.PIRRO	20.979	D.BINDER	31.519	24	S.BRADL	1'41.818	1'41.882 (23)

These data/results cannot be reproduced, stored and/or transmitted in whole or in part by any manner of electronic, mechanical, photocopying, recording, broadcasting or otherwise now known or herein after developed without the previous express consent by the copyright owner, except for reproduction in daily press and regular printed publications on sale to the public within 60 days of the event related to those data/results and always provided that copyright symbol appears together as follows below.
© DORNA, 2022





4657 m.

GRAN PREMI MONSTER ENERGY DE CATALUNYA

Free Practice Nr. 1

Best Partial Times

MotoGP™

IT Ideal Lap Time, sum of the best partial times

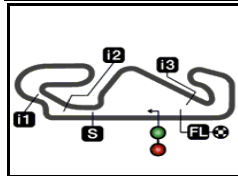
BT Best Lap Time

		T1		T2		T3		T4				<i>IT</i>	<i>BT</i>
<i>Pos</i>	<i>Rider</i>	<i>Time</i>	<i>Rider</i>	<i>Time</i>	<i>Rider</i>	<i>Time</i>	<i>Rider</i>	<i>Time</i>	<i>Rider</i>	<i>Pos</i>	<i>Rider</i>		
25	D.BINDER	17.288	D.BINDER	32.083	D.BINDER	21.012	S.BRADL	31.595		25	D.BINDER	1'41.902	1'41.934 (24)

These data/results cannot be reproduced, stored and/or transmitted in whole or in part by any manner of electronic, mechanical, photocopying, recording, broadcasting or otherwise now known or herein after developed without the previous express consent by the copyright owner, except for reproduction in daily press and regular printed publications on sale to the public within 60 days of the event related to those data/results and always provided that copyright symbol appears together as follows below.
© DORNA, 2022

Official MotoGP Timing by TISSOT
www.motogp.com






4657 m.

GRAN PREMI MONSTER ENERGY DE CATALUNYA

Free Practice Nr. 1

Fastest Laps Sequence

<i>Practice Time</i>	 <i>Rider</i>	<i>Nation</i>	<i>Motorcycle</i>	<i>Time</i>	<i>Km/h</i>	<i>Rider's Lap</i>
3'33.968	21 Franco MORBIDELLI	ITA	YAMAHA	1'42.011	164.3	2
4'16.145	12 Maverick VIÑALES	SPA	APRILIA	1'41.768	164.7	2
4'27.164	41 Aleix ESPARGARO	SPA	APRILIA	1'41.734	164.7	2
5'20.669	36 Joan MIR	SPA	SUZUKI	1'41.215	165.6	3
6'56.702	21 Franco MORBIDELLI	ITA	YAMAHA	1'40.980	166.0	4
7'01.576	36 Joan MIR	SPA	SUZUKI	1'40.907	166.1	4
7'49.215	41 Aleix ESPARGARO	SPA	APRILIA	1'40.745	166.4	4
10'18.343	21 Franco MORBIDELLI	ITA	YAMAHA	1'40.695	166.4	6
39'33.072	42 Alex RINS	SPA	SUZUKI	1'40.631	166.6	16
41'13.173	42 Alex RINS	SPA	SUZUKI	1'40.101	167.4	17

These data/results cannot be reproduced, stored and/or transmitted in whole or in part by any manner of electronic, mechanical, photocopying, recording, broadcasting or otherwise now known or herein after developed without the previous express consent by the copyright owner, except for reproduction in daily press and regular printed publications on sale to the public within 60 days of the event related to those data/results and always provided that copyright symbol appears together as follows below.

© DORNA, 2022

Official MotoGP Timing by TISSOT
www.motogp.com

Barcelona, Friday, June 03, 2022

