

4657 m.

## GRAN PREMI MONSTER ENERGY DE CATALUNYA

## Free Practice Nr. 3

## Classification

10

		Rider	Nation	Team	Motorcycle	Time	Lap Total	Gap	Top Speed
1	41	Aleix ESPARGARO	SPA	Aprilia Racing	APRILIA	1'38.771	12 15		348.3
2	5	Johann ZARCO	FRA	Prima Pramac Racing	DUCATI	1'38.902	19 20	0.131 0.131	350.6
3	89	Jorge MARTIN	SPA	Prima Pramac Racing	DUCATI	1'39.005	16 18	0.234 0.103	348.3
4	63	Francesco BAGNAIA	ITA	Ducati Lenovo Team	DUCATI	1'39.007	20 20	0.236 0.002	350.6
5	43	Jack MILLER	AUS	Ducati Lenovo Team	DUCATI	1'39.074	18 20	0.303 0.067	349.5
6	20	Fabio QUARTARARO	FRA	Monster Energy Yamaha MotoGP	YAMAHA	1'39.088	16 21	0.317 0.014	346.1
7	10	Luca MARINI	ITA	Mooney VR46 Racing Team	DUCATI	1'39.233	17 17	0.462 0.145	350.6
8	44	PoI ESPARGARO	SPA	Repsol Honda Team	HONDA	1'39.246	15 16	0.475 0.013	349.5
9	42	Alex RINS	SPA	Team SUZUKI ECSTAR	SUZUKI	1'39.260	19 20	0.489 0.014	348.3
10	49	Fabio DI GIANNANTONIO	ITA	Gresini Racing MotoGP	DUCATI	1'39.413	14 18	0.642 0.153	347.2
11	12	Maverick VIÑALES	SPA	Aprilia Racing	APRILIA	1'39.423	12 16	0.652 0.010	350.6
12	23	Enea BASTIANINI	ITA	Gresini Racing MotoGP	DUCATI	1'39.439	12 17	0.668 0.016	352.9
13	36	Joan MIR	SPA	Team SUZUKI ECSTAR	SUZUKI	1'39.505	19 22	0.734 0.066	351.7
14	72	Marco BEZZECCHI	ITA	Mooney VR46 Racing Team	DUCATI	1'39.540	19 19	0.769 0.035	347.2
15	21	Franco MORBIDELLI	ITA	Monster Energy Yamaha MotoGP	YAMAHA	1'39.577	17 22	0.806 0.037	347.2
16	33	Brad BINDER	RSA	Red Bull KTM Factory Racing	KTM	1'39.609	16 16	0.838 0.032	350.6
17	30	Takaaki NAKAGAMI	JPN	LCR Honda IDEMITSU	HONDA	1'39.665	19 19	0.894 0.056	343.9
18	88	Miguel OLIVEIRA	POR	Red Bull KTM Factory Racing	KTM	1'39.856	20 20	1.085 0.191	347.2
19	73	Alex MARQUEZ	SPA	LCR Honda CASTROL	HONDA	1'39.903	18 19	1.132 0.047	349.5
20	4	Andrea DOVIZIOSO	ITA	WithU Yamaha RNF MotoGP Tea	YAMAHA	1'39.907	17 18	1.136 0.004	343.9
21	51	Michele PIRRO	ITA	Aruba.it Racing	DUCATI	1'40.008	16 17	1.237 0.101	345.0
22	40	Darryn BINDER	RSA	WithU Yamaha RNF MotoGP Tea	YAMAHA	1'40.083	4 19	1.312 0.075	342.8
23	87	Remy GARDNER	AUS	Tech3 KTM Factory Racing	KTM	1'40.213	15 16	1.442 0.130	345.0
24	25	Raul FERNANDEZ	SPA	Tech3 KTM Factory Racing	KTM	1'40.292	18 19	1.521 0.079	347.2
25	6	Stefan BRADL	GER	Repsol Honda Team	HONDA	1'40.409	18 20	1.638 0.117	347.2

Practice condition: **Dry**

Air: 26°

Humidity: 58%

Ground: 37°

<b>Fastest Lap:</b>	Lap: 12	<b>Aleix ESPARGARO</b>	1'38.771	169.7 Km/h
<b>Best Race Lap:</b>	2021	<b>Johann ZARCO</b>	1'39.939	167.7 Km/h
<b>All Time Lap Record:</b>	2022	<b>Aleix ESPARGARO</b>	1'38.771	169.7 Km/h

The results are provisional until the end of the limit for protest and appeals.

Time limit for protest expires 30' after publication of the results - ..... Time: .....

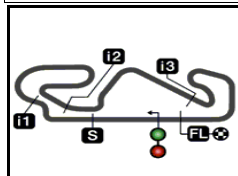
These data/results cannot be reproduced, stored and/or transmitted in whole or in part by any manner of electronic, mechanical, photocopying, recording, broadcasting or otherwise now known or herein after developed without the previous express consent by the copyright owner, except for reproduction in daily press and regular printed publications on sale to the public within 60 days of the event related to those data/results and always provided that copyright symbol appears together as follows below.

© DORNA, 2022

Official MotoGP Timing by TISSOT  
www.motogp.com

Barcelona, Saturday, June 04, 2022






4657 m.

## GRAN PREMI MONSTER ENERGY DE CATALUNYA

## Free Practice Nr. 3

## Combined Free Practice Times

11

	Rider	Nation	Team	MOTORCYCLE	FP1	FP2	FP3	Gap
1	41 <b>A.ESPARGARO</b>	SPA	Aprilia Racing	APRILIA	1'40.708	8 1'39.402	19 <b>1'38.771</b>	12
2	5 <b>J.ZARCO</b>	FRA	Prima Pramac Racing	DUCATI	1'41.049	6 1'40.752	5 <b>1'38.902</b>	19 0.131 0.131
3	89 <b>J.MARTIN</b>	SPA	Prima Pramac Racing	DUCATI	1'41.320	12 1'39.989	18 <b>1'39.005</b>	16 0.234 0.103
4	63 <b>F.BAGNAIA</b>	ITA	Ducati Lenovo Team	DUCATI	1'41.105	7 1'39.950	17 <b>1'39.007</b>	20 0.236 0.002
5	43 <b>J.MILLER</b>	AUS	Ducati Lenovo Team	DUCATI	1'41.280	9 1'40.095	19 <b>1'39.074</b>	18 0.303 0.067
6	20 <b>F.QUARTARARO</b>	FRA	Monster Energy Yamaha MotoGP	YAMAHA	1'41.104	4 1'40.123	18 <b>1'39.088</b>	16 0.317 0.014
7	10 <b>L.MARINI</b>	ITA	Mooney VR46 Racing Team	DUCATI	1'41.243	10 1'40.448	16 <b>1'39.233</b>	17 0.462 0.145
8	44 <b>P.ESPARGARO</b>	SPA	Repsol Honda Team	HONDA	1'40.733	13 1'40.237	17 <b>1'39.246</b>	15 0.475 0.013
9	42 <b>A.RINS</b>	SPA	Team SUZUKI ECSTAR	SUZUKI	1'40.101	17 1'40.126	18 <b>1'39.260</b>	19 0.489 0.014
10	49 <b>F.DI GIANNANTO</b>	ITA	Gresini Racing MotoGP	DUCATI	1'41.313	16 1'40.346	16 <b>1'39.413</b>	14 0.642 0.153
11	12 <b>M.VIÑALES</b>	SPA	Aprilia Racing	APRILIA	1'40.296	19 1'39.705	15 <b>1'39.423</b>	12 0.652 0.010
12	23 <b>E.BASTIANINI</b>	ITA	Gresini Racing MotoGP	DUCATI	1'41.031	8 1'39.890	17 <b>1'39.439</b>	12 0.668 0.016
13	36 <b>J.MIR</b>	SPA	Team SUZUKI ECSTAR	SUZUKI	1'40.907	4 1'40.650	18 <b>1'39.505</b>	19 0.734 0.066
14	72 <b>M.BEZZECCHI</b>	ITA	Mooney VR46 Racing Team	DUCATI	1'41.214	7 1'40.428	16 <b>1'39.540</b>	19 0.769 0.035
15	21 <b>F.MORBIDELLI</b>	ITA	Monster Energy Yamaha MotoGP	YAMAHA	1'40.695	6 1'40.204	19 <b>1'39.577</b>	17 0.806 0.037
16	33 <b>B.BINDER</b>	RSA	Red Bull KTM Factory Racing	KTM	1'41.157	7 1'40.083	19 <b>1'39.609</b>	16 0.838 0.032
17	30 <b>T.NAKAGAMI</b>	JPN	LCR Honda IDEMITSU	HONDA	1'40.868	5 1'40.256	18 <b>1'39.665</b>	19 0.894 0.056
18	88 <b>M.OLIVEIRA</b>	POR	Red Bull KTM Factory Racing	KTM	1'40.901	5 1'40.821	18 <b>1'39.856</b>	20 1.085 0.191
19	73 <b>A.MARQUEZ</b>	SPA	LCR Honda CASTROL	HONDA	1'40.872	19 1'40.785	18 <b>1'39.903</b>	18 1.132 0.047
20	4 <b>A.DOVIZIOSO</b>	ITA	WithU Yamaha RNF MotoGP Team	YAMAHA	1'41.458	6 1'40.943	18 <b>1'39.907</b>	17 1.136 0.004
21	51 <b>M.PIRRO</b>	ITA	Aruba.it Racing	DUCATI	1'41.980	4 1'41.051	14 <b>1'40.008</b>	16 1.237 0.101
22	40 <b>D.BINDER</b>	RSA	WithU Yamaha RNF MotoGP Team	YAMAHA	1'41.934	11 1'40.871	17 <b>1'40.083</b>	4 1.312 0.075
23	87 <b>R.GARDNER</b>	AUS	Tech3 KTM Factory Racing	KTM	1'41.330	17 1'42.286	10 <b>1'40.213</b>	15 1.442 0.130
24	25 <b>R.FERNANDEZ</b>	SPA	Tech3 KTM Factory Racing	KTM	1'41.083	17 1'42.074	12 <b>1'40.292</b>	18 1.521 0.079
25	6 <b>S.BRADL</b>	GER	Repsol Honda Team	HONDA	1'41.882	6 1'41.074	9 <b>1'40.409</b>	18 1.638 0.117

<b>Pole Position Record:</b>	2021	<b>Fabio QUARTARARO</b>	<b>1'38.853</b>	169.5 Km/h
<b>Best Race Lap:</b>	2021	<b>Johann ZARCO</b>	<b>1'39.939</b>	167.7 Km/h
<b>All Time Lap Record:</b>	2022	<b>Aleix ESPARGARO</b>	<b>1'38.771</b>	169.7 Km/h

The results are provisional until the end of the limit for protest and appeals.

Time limit for protest expires 60' after publication of the results - ..... Time: .....

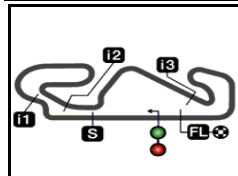
These data/results cannot be reproduced, stored and/or transmitted in whole or in part by any manner of electronic, mechanical, photocopying, recording, broadcasting or otherwise now known or herein after developed without the previous express consent by the copyright owner, except for reproduction in daily press and regular printed publications on sale to the public within 60 days of the event related to those data/results and always provided that copyright symbol appears together as follows below.

© DORNA, 2022

Official MotoGP Timing by TISSOT  
www.motogp.com

Barcelona, Saturday, June 04, 2022





4657 m.

## GRAN PREMI MONSTER ENERGY DE CATALUNYA

## Free Practice Nr. 3

## Top Speed &amp; Average

12



Rider	Nation	Motorcycle	Top 5 speeds					Average	Top
23 Enea BASTIANINI	ITA	DUCATI	352.9	350.6	350.6	349.5	348.3	350.4	352.9
36 Joan MIR	SPA	SUZUKI	351.7	349.5	349.5	348.3	348.3	349.5	351.7
5 Johann ZARCO	FRA	DUCATI	350.6	349.5	348.3	348.3	348.3	349.0	350.6
10 Luca MARINI	ITA	DUCATI	350.6	349.5	347.2	343.9	342.8	344.8	350.6
12 Maverick VIÑALES	SPA	APRILIA	350.6	349.5	349.5	349.5	349.5	349.7	350.6
33 Brad BINDER	RSA	KTM	350.6	347.2	347.2	346.1	345.0	346.9	350.6
63 Francesco BAGNAIA	ITA	DUCATI	350.6	349.5	349.5	348.3	348.3	349.0	350.6
43 Jack MILLER	AUS	DUCATI	349.5	348.3	348.3	348.3	348.3	348.5	349.5
44 Pol ESPARGARO	SPA	HONDA	349.5	347.2	347.2	346.1	345.0	346.4	349.5
73 Alex MARQUEZ	SPA	HONDA	349.5	348.3	348.3	348.3	348.3	348.5	349.5
41 Aleix ESPARGARO	SPA	APRILIA	348.3	347.2	346.1	346.1	345.0	346.1	348.3
42 Alex RINS	SPA	SUZUKI	348.3	348.3	347.2	347.2	347.2	347.6	348.3
89 Jorge MARTIN	SPA	DUCATI	348.3	347.2	347.2	346.1	346.1	347.0	348.3
6 Stefan BRADL	GER	HONDA	347.2	343.9	343.9	340.6	340.6	342.8	347.2
21 Franco MORBIDELLI	ITA	YAMAHA	347.2	345.0	343.9	342.8	341.7	343.2	347.2
25 Raul FERNANDEZ	SPA	KTM	347.2	345.0	345.0	345.0	343.9	345.0	347.2
49 Fabio DI GIANNANTONIO	ITA	DUCATI	347.2	346.1	345.0	345.0	345.0	345.4	347.2
72 Marco BEZZECCHI	ITA	DUCATI	347.2	347.2	346.1	346.1	346.1	346.5	347.2
88 Miguel OLIVEIRA	POR	KTM	347.2	343.9	343.9	343.9	343.9	344.5	347.2
20 Fabio QUARTARARO	FRA	YAMAHA	346.1	346.1	345.0	345.0	343.9	345.2	346.1
51 Michele PIRRO	ITA	DUCATI	345.0	343.9	343.9	341.7	339.6	341.9	345.0
87 Remy GARDNER	AUS	KTM	345.0	343.9	342.8	341.7	340.6	342.2	345.0
4 Andrea DOVIZIOSO	ITA	YAMAHA	343.9	343.9	343.9	342.8	342.8	343.5	343.9
30 Takaaki NAKAGAMI	JPN	HONDA	343.9	343.9	343.9	342.8	342.8	343.5	343.9
40 Darryn BINDER	RSA	YAMAHA	342.8	342.8	341.7	341.7	341.7	342.0	342.8

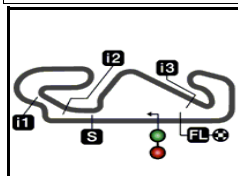
These data/results cannot be reproduced, stored and/or transmitted in whole or in part by any manner of electronic, mechanical, photocopying, recording, broadcasting or otherwise now known or herein after developed without the previous express consent by the copyright owner, except for reproduction in daily press and regular printed publications on sale to the public within 60 days of the event related to those data/results and always provided that copyright symbol appears together as follows below.

© DORNA, 2022

Official MotoGP Timing by TISSOT  
www.motogp.com



Barcelona, Saturday, June 04, 2022



4657 m.

## GRAN PREMI MONSTER ENERGY DE CATALUNYA

## Free Practice Nr. 3

## Chronological Analysis of Performances

13

\* Lap / Sector time cancelled

T1 Time from finish line to 1st intermediate

T3 Time from 2nd intermed. to 3rd intermed.

P Crossing the finish line in pit lane

T2 Time from 1st intermed. to 2nd intermed.

T4 Time from 3rd intermediate to finish line

\*\*Tyre data subject to further updates

Lap	Lap Time	T1	T2	T3	T4	Speed	Lap	Lap Time	T1	T2	T3	T4	Speed	
<b>1st</b>	<b>41</b>	<b>Alex ESPARGARO</b>					APRILIA	SPA						
		Aprilia Racing												
		Runs=2		Total laps=15		Full laps=9								
Run #	1	Front Tyre	Slick-Medium	Rear Tyre	Slick-Medium									
		3 Laps at start		9 Laps at start										
1	2'34.967	18.888	33.336	21.248	31.848	219.9								
2	1'41.901	17.336	32.247	21.025	31.293	335.4								
3	1'41.317	17.236	31.941	20.939	31.201	342.8								
4	1'40.962	17.284	31.793	20.660	31.225	337.5								
5	1'41.003 *	16.994	32.012*	20.665	31.332	346.1								
6	1'41.203	17.054	31.946	20.846	31.357	345.0								
7	1'41.111	17.039	32.021	20.684	31.367	345.0								
8	1'41.258	17.087	31.960	20.768	31.443	345.0								
9	1'43.372 P	18.292*	33.678	21.865	29.537	338.5								
Run #	2	Front Tyre	Slick-Medium	Rear Tyre	Slick-Soft									
		New Tyre		New Tyre										
10	8'12.443	19.314	32.936	21.472	32.824	205.7								
11	1'39.309	16.901	31.347	20.391	30.670	348.3								
12	1'38.771	16.695	31.149	20.287	30.640	346.1								
13	1'44.664 P	18.494*	34.453	22.179	29.538	303.3								
Run #	3	Front Tyre	Slick-Medium	Rear Tyre	Slick-Soft									
		4 Laps at start		4 Laps at start										
14	14'02.938	18.330	32.926	21.031	34.767	220.4								
15	1'42.761	16.961	31.437	20.438	33.925	347.2								
<b>2nd</b>	<b>5</b>	<b>Johann ZARCO</b>					DUCATI	FRA						
		Prima Pramac Racing												
		Runs=3		Total laps=20		Full laps=10								
Run #	1	Front Tyre	Slick-Medium	Rear Tyre	Slick-Medium									
		3 Laps at start		New Tyre										
1	2'35.899	19.489	33.800	23.022	31.742	210.5								
2	1'41.339	17.184	31.806	21.127	31.222	346.1								
3	1'41.006	17.125	31.874	20.867	31.140	335.4								
4	1'40.274	17.056	31.574	20.682	30.962	342.8								
5	1'44.050 *	16.903	35.033*	20.978	31.136	348.3								
6	1'39.813	16.918	31.468	20.641	30.786	339.6								
7	1'40.876	17.171	31.813	20.892	31.000	331.2								
8	1'42.244 *	17.737*	32.538	20.694	31.275	343.9								
9	1'40.450	16.926	31.857	20.630	31.037	345.0								
10	1'41.696 P	17.187	32.962*	22.639	28.908	339.6								
Run #	2	Front Tyre	Slick-Medium	Rear Tyre	Slick-Medium									
		13 Laps at start		10 Laps at start										
11	4'32.843	18.544	33.012	21.149	31.337	211.7								
12	1'40.337	16.924	31.789	20.613	31.011	347.2								
13	1'43.283 P	20.149*	33.442	20.689	29.003	348.3								
Run #	3	Front Tyre	Slick-Medium	Rear Tyre	Slick-Soft									
		4 Laps at start		New Tyre										
14	8'53.828	18.094	32.953	23.146	32.401	232.7								
15	1'39.005	16.857	31.275	20.319	30.554	345.0								
16	1'46.791 *	16.807	31.195	23.637*	35.152*	348.3								
17	1'39.273	16.822	31.352	20.429	30.670	347.2								
18	1'42.302 P	17.503	33.843	22.152	28.804	346.1								
Run #	4	Front Tyre	Slick-Medium	Rear Tyre	Slick-Soft									
		4 Laps at start		New Tyre										
18	5'47.086	19.996	38.477	25.306	31.548	213.4								
19	1'38.902	16.818	31.196	20.344	30.544	350.6								
20	1'39.207	16.841	31.263	20.523	30.580	343.9								
<b>3rd</b>	<b>89</b>	<b>Jorge MARTIN</b>					DUCATI	SPA						
		Prima Pramac Racing												
		Runs=2		Total laps=18		Full laps=9								
Run #	1	Front Tyre	Slick-Medium	Rear Tyre	Slick-Medium									
		4 Laps at start		New Tyre										
1	2'28.015	19.282	33.614	21.458	31.656	211.7								
2	1'41.122	17.238	31.971	20.817	31.096	342.8								
3	1'40.257	17.018	31.694	20.646	30.899	346.1								
4	1'40.077	16.932	31.579	20.626	30.940	347.2								
5	1'52.494 *	17.496*	34.562*	20.719	39.717	329.2								
6	1'40.377 *	16.969	31.682	20.615*	31.111	339.6								
7	1'40.822	16.985	31.819	20.688	31.330	337.5								
8	1'44.533 *	18.944*	33.663	20.778	31.148	341.7								
9	1'40.454	17.038	31.689	20.640	31.087	343.9								
10	1'49.193 P	19.286*	35.048*	21.462	33.397	309.4								
Run #	2	Front Tyre	Slick-Medium	Rear Tyre	Slick-Soft									
		New Tyre		New Tyre										
11	8'49.188	19.165	33.605	20.808	31.471	189.8								
12	1'42.108	16.965	31.532	21.707	31.904	346.1								
13	1'39.477	16.894	31.347	20.459	30.777	343.9								
14	1'41.488 P	16.976*	34.286	21.318	28.908	345.0								
Run #	3	Front Tyre	Slick-Medium	Rear Tyre	Slick-Soft									
		4 Laps at start		New Tyre										

**Fastest Lap:** Alex ESPARGARO Aprilia Racing SPA 1'38.771 16.695 31.149 20.287 30.640

These data/results cannot be reproduced, stored and/or transmitted in whole or in part by any manner of electronic, mechanical, photocopying, recording, broadcasting or otherwise now known or herein after developed without the previous express consent by the copyright owner, except for reproduction in daily press and regular printed publications on sale to the public within 60 days of the event related to those data/results and always provided that copyright symbol appears together as follows below.  
© DORNA, 2022



# Free Practice Nr. 3

# MotoGP

Lap	Lap Time	T1	T2	T3	T4	Speed	Lap	Lap Time	T1	T2	T3	T4	Speed
<b>4th</b>	<b>63</b>	<b>Francesco BAGNAIA</b>		DUCATI		ITA	<b>Run # 3</b>	<b>Front Tyre Slick-Soft</b>		<b>Rear Tyre Slick-Soft</b>		<b>New Tyre</b>	
Ducati Lenovo Team							3 Laps at start						
Runs=3 Total laps=20 Full laps=11							17	3'29.061	18.170	32.655	20.802	31.570	207.6
<b>Run # 1</b>	<b>Front Tyre</b>	<b>Slick-Medium</b>	<b>Rear Tyre</b>	<b>Slick-Medium</b>			18	<b>1'39.074</b>	16.810	<b>31.273</b>	<b>20.256</b>	<b>30.735</b>	348.3
4 Laps at start							New Tyre						
1	1'56.444	20.167	35.147	22.105	32.042	217.3	19	<b>1'48.321</b>	<b>16.795</b>	31.415	22.542	37.569	347.2
2	1'41.774 *	17.473	32.167	20.834*	31.300	345.0	20	<b>1'42.465</b>	17.420	31.537	20.549	32.959	335.4
3	<b>1'40.519</b>	17.063	31.768	20.628	31.060	347.2							
4	<b>1'40.312</b>	16.966	31.757	20.594	30.995	346.1							
5	<b>1'44.312</b>	16.877	31.674	22.615	33.146	348.3							
6	1'44.713 *	17.966*	34.690	20.836	31.221	349.5							
7	<b>1'39.973</b>	16.997	31.567	20.480	30.929	347.2							
8	1'38.391 P	16.865	31.665	20.575	29.286	348.3							
<b>Run # 2</b>	<b>Front Tyre</b>	<b>Slick-Medium</b>	<b>Rear Tyre</b>	<b>Slick-Medium</b>									
12 Laps at start							8 Laps at start						
9	7'38.858	22.943	35.368	21.419	31.511	180.9							
10	<b>1'40.624</b>	16.992	31.820	20.730	31.082	348.3							
11	<b>1'40.572</b>	17.136	31.760	20.561	31.115	348.3							
12	<b>1'40.337</b>	16.955	31.769	20.608	31.005	346.1							
13	1'39.888 P	16.966	32.280	22.098	28.544	346.1							
<b>Run # 3</b>	<b>Front Tyre</b>	<b>Slick-Medium</b>	<b>Rear Tyre</b>	<b>Slick-Soft</b>									
New Tyre							New Tyre						
14	6'05.980	19.406	33.252	20.887	31.121	216.8							
15	<b>1'39.568</b>	16.847	31.458	20.509	30.754	347.2							
16	<b>1'39.309</b>	16.738	31.401	20.470	30.700	347.2							
17	1'39.569 P	17.242*	33.289	20.980	28.058	347.2							
<b>Run # 4</b>	<b>Front Tyre</b>	<b>Slick-Medium</b>	<b>Rear Tyre</b>	<b>Slick-Soft</b>									
4 Laps at start							New Tyre						
18	3'13.660	19.288	36.636	23.960	31.253	209.7							
19	<b>1'39.030</b>	16.833	31.305	20.385	<b>30.507</b>	349.5							
20	<b>1'39.007</b>	<b>16.613</b>	<b>31.285</b>	<b>20.266</b>	30.843	<b>350.6</b>							
<b>5th</b>	<b>43</b>	<b>Jack MILLER</b>		DUCATI		AUS	<b>Run # 3</b>	<b>Front Tyre Slick-Medium</b>		<b>Rear Tyre Slick-Soft</b>		<b>New Tyre</b>	
Ducati Lenovo Team							4 Laps at start						
Runs=2 Total laps=20 Full laps=14													
<b>Run # 1</b>	<b>Front Tyre</b>	<b>Slick-Medium</b>	<b>Rear Tyre</b>	<b>Slick-Medium</b>									
New Tyre							New Tyre						
1	1'57.483	18.814	33.696	21.423	31.984	227.8							
2	<b>1'41.985</b>	17.329	31.935	20.943	31.778	339.6							
3	<b>1'39.960</b>	17.003	31.621	20.499	30.837	<b>349.5</b>							
4	<b>1'39.756</b>	16.866	31.509	20.538	30.843	348.3							
5	<b>1'41.207</b>	16.955	31.668	21.409	31.175	343.9							
6	<b>1'43.234</b>	17.168	32.999	21.506	31.561	347.2							
7	<b>1'40.715</b>	17.183	31.726	20.707	31.099	348.3							
8	<b>1'40.492</b>	16.922	31.774	20.692	31.104	347.2							
9	<b>1'40.727</b>	17.112	31.778	20.665	31.172	346.1							
10	<b>1'40.792</b>	17.040	31.892	20.716	31.144	347.2							
11	<b>1'40.528</b>	16.872	31.793	20.686	31.177	347.2							
12	<b>1'40.641</b>	17.008	31.849	20.647	31.137	345.0							
13	1'38.312 P	16.958	31.919	20.628	28.807	346.1							
<b>Run # 2</b>	<b>Front Tyre</b>	<b>Slick-Soft</b>	<b>Rear Tyre</b>	<b>Slick-Soft</b>									
New Tyre							New Tyre						
14	10'58.867	20.745	39.152	21.004	31.582	139.1							
15	1'39.557 *	16.846	31.473	20.435	30.803*	348.3							
16	1'44.330 P	16.865	34.095	22.135	31.235	348.3							
<b>6th</b>	<b>20</b>	<b>Fabio QUARTARARO</b>		YAMAHA		FRA	<b>Run # 2</b>	<b>Front Tyre Slick-Medium</b>		<b>Rear Tyre Slick-Soft</b>		<b>New Tyre</b>	
Monster Energy Yamaha MotoGP							3 Laps at start						
Runs=2 Total laps=21 Full laps=15													
<b>Run # 1</b>	<b>Front Tyre</b>	<b>Slick-Medium</b>	<b>Rear Tyre</b>	<b>Slick-Medium</b>									
3 Laps at start							New Tyre						
1	3'13.164	19.475	35.212	21.802	32.263	221.7							
2	<b>1'41.226</b>	17.390	31.976	20.710	31.150	340.6							
3	<b>1'40.186</b>	17.056	31.508	20.663	30.959	341.7							
4	<b>1'39.628</b>	16.889	31.367	20.489	30.883	340.6							
5	1'42.609 *	16.863	33.249*	21.230	31.267	341.7							
6	<b>1'39.689</b>	16.898	31.431	20.481	30.879	341.7							
7	<b>1'39.935</b>	16.934	31.515	20.538	30.948	342.8							
8	<b>1'39.800</b>	16.871	31.518	20.497	30.914	341.7							
9	<b>1'39.862</b>	16.866	31.533	20.525	30.938	341.7							
10	<b>1'39.939</b>	16.873	31.584	20.487	30.995	342.8							
11	<b>1'40.110</b>	16.945	31.630	20.595	30.940	342.8							
12	<b>1'40.084</b>	16.888	31.617	20.553	31.026	342.8							
13	1'50.023 P	20.167*	37.488	22.295	30.073	339.6							
<b>Run # 2</b>	<b>Front Tyre</b>	<b>Slick-Medium</b>	<b>Rear Tyre</b>	<b>Slick-Soft</b>									
New Tyre							New Tyre						
14	7'59.512	22.965	33.304	21.137	31.922	187.8							
15	<b>1'44.405</b>	16.869	32.643	23.730	31.163	<b>346.1</b>							
16	<b>1'39.088</b>	16.789	<b>31.236</b>	20.416	<b>30.647</b>	346.1							
17	1'42.541 P	17.640	34.269	21.327	29.305	338.5							
<b>Run # 3</b>	<b>Front Tyre</b>	<b>Slick-Medium</b>	<b>Rear Tyre</b>	<b>Slick-Soft</b>									
4 Laps at start							New Tyre						
18	4'07.903	18.895	32.787	20.975	31.847	221.3							
19	<b>1'39.125</b>	16.774	31.267	20.383	30.701	345.0							
20	<b>1'39.171</b>	<b>16.736</b>	31.349	<b>20.331</b>	30.755	343.9							
21	<b>1'47.529</b>	16.748	31.259	27.189	32.333	345.0							
<b>7th</b>	<b>10</b>	<b>Luca MARINI</b>		DUCATI		ITA	<b>Run # 1</b>	<b>Front Tyre Slick-Medium</b>		<b>Rear Tyre Slick-Medium</b>		<b>New Tyre</b>	
Mooney VR46 Racing Team							5 Laps at start						
Runs=3 Total laps=17 Full laps=10							13 Laps at start						
<b>Run # 1</b>	<b>Front Tyre</b>	<b>Slick-Medium</b>	<b>Rear Tyre</b>	<b>Slick-Medium</b>									
5 Laps at start							13 Laps at start						
1	1'49.167	19.817	33.909	21.519	32.069	223.1							
2	<b>1'42.368</b>	17.400	32.514	21.079	31.375	342.8							
3	<b>1'41.266</b>	17.195	31.949	20.735	31.387	341.7							
4	<b>1'41.158</b>	17.114	31.891	20.829	31.324	339.6							
5	<b>1'40.790</b>	16.999	31.824	20.758	31.209	342.8							
6	1'46.599 P	17.542*	34.576	21.886	32.595	342.8							
<b>Run # 2</b>	<b>Front Tyre</b>	<b>Slick-Medium</b>	<b>Rear Tyre</b>	<b>Slick-Medium</b>									
13 Laps at start							19 Laps at start						
7	6'02.975	20.067	33.435	21.487	31.915	182.1							
8	<b>1'42.778</b>	17.272	32.552	21.147	31.807	343.9							
9	<b>1'42.154</b>	17.152	32.325	21.013	31.664	342.8							
10	1'39.680 P	17.056	32.382	21.075	29.167	342.8							

**Fastest Lap:** Aleix ESPARGARO Aprilia Racing SPA **1'38.771** 16.695 31.149 20.287 30.640

These data/results cannot be reproduced, stored and/or transmitted in whole or in part by any manner of electronic, mechanical, photocopying, recording, broadcasting or otherwise now known or herein after developed without the previous express consent by the copyright owner, except for reproduction in daily press and regular printed publications on sale to the public within 60 days of the event related to those data/results and always provided that copyright symbol appears together as follows below.  
© DORNA, 2022

Official MotoGP Timing by TISSOT  
www.motogp.com



Barcelona, Saturday, June 04, 2022

# Free Practice Nr. 3

# MotoGP

Lap	Lap Time	T1	T2	T3	T4	Speed	Lap	Lap Time	T1	T2	T3	T4	Speed
Run # 3	Front Tyre	Slick-Soft	Rear Tyre	Slick-Soft			7	5'16.458	27.739	34.752	20.909	31.419	119.8
		New Tyre		New Tyre			8	1'41.071 *	17.325	31.974*	20.604	31.168	346.1
11	9'49.917	25.311	33.384	21.041	31.650	115.3	9	<b>1'40.427</b>	17.098	31.739	20.603	30.987	342.8
12	<b>1'41.723</b>	17.077	32.560	20.923	31.163	342.8	10	<b>1'40.227</b>	16.935	31.751	20.612	30.929	347.2
13	<b>1'39.482</b>	16.814	31.470	20.423	30.775	347.2	11	<b>1'40.043</b>	16.941	31.618	20.538	30.946	346.1
14	1'50.512 P	19.012*	38.968	22.277	30.255	338.5	12	1'37.997 P	16.933	31.619	20.800	28.645	346.1

Run #	Front Tyre	Slick-Soft	Rear Tyre	Slick-Soft		
Run # 4	Front Tyre	Slick-Soft	Rear Tyre	Slick-Soft		
		4 Laps at start		New Tyre		
15	6'01.629	20.037	35.383	21.888	34.371	223.1
16	<b>1'39.302</b>	16.799	31.387	<b>20.399</b>	<b>30.717</b>	349.5
17	<b>1'39.233</b>	<b>16.719</b>	<b>31.366</b>	20.427	30.721	<b>350.6</b>

Run #	Front Tyre	Slick-Medium	Rear Tyre	Slick-Soft		
Run # 3	Front Tyre	Slick-Medium	Rear Tyre	Slick-Soft		
		New Tyre		New Tyre		
13	5'17.747	18.799	32.786	21.041	31.298	219.5
14	<b>1'39.681</b>	17.029	31.520	20.374	30.758	346.1
15	<b>1'39.359</b>	16.877	31.323	20.415	<b>30.744</b>	345.0
16	1'47.141 P	19.449*	37.235	21.559	28.898	347.2

**8th** **44** **Po ESPARGARO** HONDA SPA  
Repsol Honda Team  
Runs=4 Total laps=17 Full laps=6

Run #	Front Tyre	Slick-Medium	Rear Tyre	Slick-Soft		
Run # 1	Front Tyre	Slick-Medium	Rear Tyre	Slick-Soft		
		5 Laps at start		5 Laps at start		
1	2'14.498	20.968	33.802	21.486	32.141	202.2
2	<b>1'41.322</b>	17.208	31.989	20.830	31.295	342.8
3	1'46.535 *	18.095*	35.904	21.182	31.354	345.0
4	<b>1'40.550</b>	17.093	31.743	20.646	31.068	345.0
5	1'40.634 *	17.027	31.746*	20.676	31.185	343.9
6	1'37.118 P	16.994	31.775	20.668	27.681	343.9

Run #	Front Tyre	Slick-Medium	Rear Tyre	Slick-Soft		
Run # 4	Front Tyre	Slick-Medium	Rear Tyre	Slick-Soft		
		4 Laps at start		New Tyre		
17	6'06.617	18.553	32.470	22.237	31.214	223.1
18	<b>1'50.687</b>	16.899	31.343	<b>20.265</b>	42.180	<b>348.3</b>
19	<b>1'39.260</b>	<b>16.861</b>	<b>31.308</b>	20.302	30.789	347.2
20	<b>1'47.157</b>	16.876	31.407	20.443	38.431	348.3

**10th** **49** **Fabio DI GIANNANTON** DUCATI ITA  
Gresini Racing MotoGP  
Runs=3 Total laps=18 Full laps=10

Run #	Front Tyre	Slick-Medium	Rear Tyre	Slick-Medium		
Run # 1	Front Tyre	Slick-Medium	Rear Tyre	Slick-Medium		
		4 Laps at start		New Tyre		
1	2'17.889	20.454	34.409	21.630	31.758	215.1
2	<b>1'41.038</b>	17.308	31.852	20.744	31.134	340.6
3	<b>1'40.119</b>	17.047	31.584	20.635	30.853	343.9
4	<b>1'40.045</b>	16.922	31.606	20.605	30.912	345.0
5	1'40.230 *	16.881	31.621*	20.628	31.100	345.0
6	<b>1'40.422</b>	16.969	31.808	20.587	31.058	345.0
7	1'50.918 P	19.118*	38.453	23.041	30.306	342.8

Run #	Front Tyre	Slick-Medium	Rear Tyre	Slick-Medium		
Run # 2	Front Tyre	Slick-Medium	Rear Tyre	Slick-Medium		
		13 Laps at start		New Tyre		
7	4'39.115	20.350	34.129	21.391	31.842	216.8
	unfinished	17.130				343.9

Run #	Front Tyre	Slick-Medium	Rear Tyre	Slick-Medium		
Run # 3	Front Tyre	Slick-Medium	Rear Tyre	Slick-Medium		
		11 Laps at start		13 Laps at start		
8	1'44.932 *	18.992	33.070	21.099	31.771	222.2
9	1'38.400 P	17.352	32.049	21.029	27.970	342.8

Run #	Front Tyre	Slick-Medium	Rear Tyre	Slick-Medium		
Run # 2	Front Tyre	Slick-Medium	Rear Tyre	Slick-Medium		
		11 Laps at start		7 Laps at start		
8	10'44.782	22.052	35.747	21.361	31.501	150.4
9	<b>1'40.716</b>	17.121	31.883	20.616	31.096	342.8
10	<b>1'40.510</b>	16.912	31.796	20.642	31.160	343.9
11	1'41.044 P	16.975	31.857	20.593	31.619	343.9

Run #	Front Tyre	Slick-Medium	Rear Tyre	Slick-Soft		
Run # 4	Front Tyre	Slick-Medium	Rear Tyre	Slick-Soft		
		New Tyre		New Tyre		
10	6'14.753	18.423	32.600	21.082	31.323	228.3
11	<b>1'39.540</b>	16.935	31.399	20.354	<b>30.852</b>	345.0
12	1'39.508 P	16.853	31.381	23.419*	27.855	347.2

Run #	Front Tyre	Slick-Medium	Rear Tyre	Slick-Soft		
Run # 3	Front Tyre	Slick-Medium	Rear Tyre	Slick-Soft		
		New Tyre		New Tyre		
12	6'12.399	20.569	33.350	21.497	31.323	198.1
13	<b>1'39.438</b>	16.900	31.378	20.479	<b>30.681</b>	345.0
14	<b>1'39.413</b>	16.853	<b>31.350</b>	<b>20.399</b>	30.811	345.0
15	1'41.246 P	<b>16.808</b>	31.427	20.524	32.487	345.0

Run #	Front Tyre	Slick-Medium	Rear Tyre	Slick-Soft		
Run # 5	Front Tyre	Slick-Medium	Rear Tyre	Slick-Soft		
		3 Laps at start		New Tyre		
13	5'38.486	19.163	33.374	21.315	32.113	216.0
14	<b>1'39.428</b>	16.800	31.400	<b>20.340</b>	30.888	<b>349.5</b>
15	<b>1'39.246</b>	<b>16.722</b>	<b>31.310</b>	20.352	30.862	347.2
16	2'04.395 *	16.764	37.877	31.161*	38.593	346.1

**9th** **42** **Alex RINS** SUZUKI SPA  
Team SUZUKI ECSTAR  
Runs=3 Total laps=20 Full laps=11

Run #	Front Tyre	Slick-Soft	Rear Tyre	Slick-Medium		
Run # 1	Front Tyre	Slick-Soft	Rear Tyre	Slick-Medium		
		New Tyre		New Tyre		
1	2'34.615	19.234	33.794	21.398	31.930	215.1
2	<b>1'42.490</b>	17.356	32.764	21.028	31.342	345.0
3	<b>1'43.497</b>	17.534	31.846	20.710	33.407	336.4
4	<b>1'40.155</b>	17.027	31.689	20.538	30.901	342.8
5	1'40.919 *	16.934	31.808*	20.609	31.568	345.0
6	1'41.609 P	16.892	31.676	20.682	32.359	347.2

Run #	Front Tyre	Slick-Medium	Rear Tyre	Slick-Soft		
Run # 4	Front Tyre	Slick-Medium	Rear Tyre	Slick-Soft		
		4 Laps at start		New Tyre		
16	3'21.985	19.773	32.866	21.258	35.737	185.5
17	<b>1'51.211</b>	16.968	35.454	23.671	35.118	346.1
18	<b>1'39.596</b>	17.011	31.357	20.450	30.778	<b>347.2</b>

**11th** **12** **Maverick VIÑALES** APRILIA SPA  
Aprilia Racing  
Runs=3 Total laps=16 Full laps=9

Run #	Front Tyre	Slick-Medium	Rear Tyre	Slick-Soft		
Run # 1	Front Tyre	Slick-Medium	Rear Tyre	Slick-Soft		
		7 Laps at start		7 Laps at start		
1	2'36.698	18.887	33.220	21.846	31.870	223.1
2	<b>1'41.993</b>	17.614	32.042	21.064	31.273	346.1

**Fastest Lap:** Aleix ESPARGARO Aprilia Racing SPA **1'38.771** 16.695 31.149 20.287 30.640

These data/results cannot be reproduced, stored and/or transmitted in whole or in part by any manner of electronic, mechanical, photocopying, recording, broadcasting or otherwise now known or herein after developed without the previous express consent by the copyright owner, except for reproduction in daily press and regular printed publications on sale to the public within 60 days of the event related to those data/results and always provided that copyright symbol appears together as follows below.  
© DORNA, 2022

Official MotoGP Timing by TISSOT  
www.motogp.com

Barcelona, Saturday, June 04, 2022

Page 3 of 7



# Free Practice Nr. 3

MotoGP

Lap	Lap Time	T1	T2	T3	T4	Speed	Lap	Lap Time	T1	T2	T3	T4	Speed
3	1'40.772	17.127	31.772	20.627	31.246	341.7	6	1'40.810 P	16.970	31.871	20.649	31.320	349.5
4	1'40.819	17.076	31.861	20.712	31.170	343.9	<b>Run # 2</b> Front Tyre Slick-Medium Rear Tyre Slick-Medium						
5	1'40.921 *	16.965	31.972*	20.644	31.340	346.1	4 Laps at start New Tyre						
6	1'40.776	16.970	31.938	20.694	31.174	348.3	7	4'19.397	22.524	33.371	21.318	31.646	185.2
7	1'37.591 P	17.037	32.018	20.588	27.948	346.1	8	1'41.009	17.216	31.899	20.632	31.262	347.2
<b>Run # 2</b> Front Tyre Slick-Medium Rear Tyre Slick-Soft						<b>Run # 3</b> Front Tyre Slick-Medium Rear Tyre Slick-Soft							
New Tyre New Tyre						New Tyre New Tyre							
8	9'31.481	19.961	32.380	20.952	31.152	209.3	9	1'40.207 *	16.958	31.617*	20.584*	31.048	347.2
9	1'39.442	16.856	31.436	20.340	30.810	350.6	10	1'40.002	16.899	31.571	20.580	30.952	345.0
10	1'39.166 P	16.786	32.548	21.553	28.279	349.5	11	1'40.383	16.945	31.626	20.706	31.106	346.1
<b>Run # 3</b> Front Tyre Slick-Medium Rear Tyre Slick-Soft						<b>Run # 4</b> Front Tyre Slick-Medium Rear Tyre Slick-Soft							
3 Laps at start New Tyre						4 Laps at start New Tyre							
11	12'22.890	18.978	31.997	20.997	30.999	213.0	12	1'42.469 *	17.742*	32.485	20.877	31.365	346.1
12	1'39.423	16.729	31.375	20.466	30.853	349.5	13	1'39.906 P	16.953	31.679	21.652	29.622	345.0
13	1'45.622	17.414	34.785	21.874	31.549	349.5	<b>Run # 3</b> Front Tyre Slick-Medium Rear Tyre Slick-Soft						
14	1'44.694	16.824	31.471	20.379	36.020	349.5	New Tyre New Tyre						
15	1'39.559	16.776	31.484	20.426	30.873	349.5	14	4'59.388	19.028	32.607	20.737	31.203	219.0
16	1'45.072 P	17.500	37.381	21.902	28.289	337.5	15	1'41.070	16.923	31.560	20.499	32.088	346.1

## 12th 23 Enea BASTIANINI DUCATI ITA

Gresini Racing MotoGP

Runs=3 Total laps=17 Full laps=8

Run #	Front Tyre	Slick-Medium	Rear Tyre	Slick-Medium	Speed	
4 Laps at start New Tyre						
1	2'26.247	20.460	34.591	21.365	32.011	196.3
2	1'41.321	17.151	32.102	20.866	31.202	346.1
3	1'40.491	16.929	31.775	20.614	31.173	346.1
4	1'40.445 *	16.880	31.760	20.699*	31.106	348.3
5	1'55.158 *	16.917	31.702*	21.900	44.639*	347.2
6	1'40.235	17.018	31.727	20.535	30.955	346.1
7	1'44.820 *	18.568*	33.773	21.300	31.179	352.9
8	1'40.116	16.831	31.695	20.530	31.060	349.5
9	1'40.067 P	16.918	32.337	20.817	29.995	346.1
<b>Run # 2</b> Front Tyre Slick-Medium Rear Tyre Slick-Soft						
New Tyre New Tyre						
10	13'50.455	20.082	33.138	20.748	31.293	208.0
11	1'39.579	16.778	31.545	20.345	30.911	350.6
12	1'39.439	16.761	31.455	20.351	30.872	350.6
13	1'46.690 P	17.580	37.332	22.061	29.717	341.7
<b>Run # 3</b> Front Tyre Slick-Medium Rear Tyre Slick-Soft						
4 Laps at start New Tyre						
14	5'57.080	19.839	33.734	20.794	31.452	191.8
15	2'00.776	16.802	31.631	20.376	51.967	347.2
16	1'39.540	16.846	31.545	20.436	30.713	346.1
17	1'46.138 P	17.019	31.512	25.098*	32.509	338.5

## 13th 36 Joan MIR SUZUKI SPA

Team SUZUKI ECSTAR

Runs=4 Total laps=22 Full laps=12

Run #	Front Tyre	Slick-Medium	Rear Tyre	Slick-Medium	Speed	
15 Laps at start 7 Laps at start						
1	1'50.985	20.959	33.701	21.442	31.703	208.8
2	1'41.408	17.316	32.028	20.780	31.284	336.4
3	1'40.676	17.001	31.812	20.786	31.077	349.5
4	1'40.998	17.170	31.848	20.803	31.177	333.3
5	1'42.821	17.027	31.866	22.234	31.694	342.8

## 14th 72 Marco BEZZECCHI DUCATI ITA

Mooney VR46 Racing Team

Runs=3 Total laps=19 Full laps=12

Run #	Front Tyre	Slick-Medium	Rear Tyre	Slick-Medium	Speed	
5 Laps at start New Tyre						
1	1'56.809	19.628	34.326	21.488	31.691	231.7
2	1'42.057	17.353	32.139	20.841	31.724	336.4
3	1'41.036	17.017	31.689	20.530	31.800	345.0
4	1'40.006	16.913	31.588	20.595	30.910	345.0
5	1'40.534	16.945	31.562	20.952	31.075	347.2
6	1'40.424	16.959	31.759	20.609	31.097	346.1
7	1'44.251 P	17.581*	35.325	21.005	30.340	346.1
<b>Run # 2</b> Front Tyre Slick-Medium Rear Tyre Slick-Medium						
12 Laps at start 7 Laps at start						
8	7'53.971	20.218	35.524	21.447	31.475	213.0
9	1'40.540	16.981	31.821	20.662	31.076	345.0
10	1'40.786	16.996	31.860	20.810	31.120	346.1
11	1'43.839	17.016	32.020	20.768	34.035	342.8
12	1'41.178	16.991	32.043	20.794	31.350	345.0
13	1'39.544 P	17.077	32.026	20.810	29.631	345.0
<b>Run # 3</b> Front Tyre Slick-Medium Rear Tyre Slick-Soft						
New Tyre New Tyre						
14	6'46.111	19.762	33.641	21.239	31.516	228.3
15	1'40.054	17.005	31.643	20.501	30.905	346.1
16	1'39.981	16.864	31.573	20.699	30.845	345.0
17	1'39.251 P	17.156*	32.699	20.928	28.468	338.5
<b>Run # 4</b> Front Tyre Slick-Medium Rear Tyre Slick-Soft						
4 Laps at start New Tyre						
18	3'12.806	21.916	35.679	22.347	35.384	195.6
19	1'39.540	16.893	31.474	20.395	30.778	347.2

**Fastest Lap:** Aleix ESPARGARO Aprilia Racing SPA 1'38.771 16.695 31.149 20.287 30.640

These data/results cannot be reproduced, stored and/or transmitted in whole or in part by any manner of electronic, mechanical, photocopying, recording, broadcasting or otherwise now known or herein after developed without the previous express consent by the copyright owner, except for reproduction in daily press and regular printed publications on sale to the public within 60 days of the event related to those data/results and always provided that copyright symbol appears together as follows below.  
© DORNA, 2022



# Free Practice Nr. 3

# MotoGP

Lap	Lap Time	T1	T2	T3	T4	Speed	Lap	Lap Time	T1	T2	T3	T4	Speed	
<b>15th</b>	<b>21</b>	<b>Franco MORBIDELLI</b> YAMAHA ITA Monster Energy Yamaha MotoGP						<b>Run # 4</b>	<b>Front Tyre Slick-Medium Rear Tyre Slick-Soft</b> 4 Laps at start New Tyre					
		Runs=3	Total laps=22	Full laps=14			14	4'43.153	19.874	32.395	20.882	31.248	189.4	
	<b>Run # 1</b>	<b>Front Tyre Slick-Medium Rear Tyre Slick-Medium</b> New Tyre		<b>New Tyre</b>			15	1'46.449 *	18.634*	36.166	20.460	31.189	347.2	
1	1'49.224	21.193	33.523	21.517	31.740	206.5	16	1'39.609	16.763	31.487	20.502	30.857	350.6	
2	1'41.696	17.476	32.166	20.895	31.159	336.4								
3	1'40.698	17.341	31.698	20.748	30.911	338.5								
4	1'40.471	17.130	31.630	20.689	31.022	338.5								
5	1'40.520	17.019	31.667	20.768	31.066	341.7								
6	1'40.223	16.980	31.619	20.601	31.023	340.6								
7	1'40.527	17.051	31.742	20.662	31.072	340.6								
8	1'40.468	17.057	31.669	20.707	31.035	340.6								
9	1'40.633	17.017	31.795	20.569	31.252	341.7								
10	1'40.542 *	17.005	31.737	20.670	31.130*	340.6								
11	1'55.426	17.027	33.749	26.330	38.320	342.8								
12	1'45.420 *	18.048*	35.014	21.113	31.245	341.7								
13	1'40.649	17.028	31.823	20.648	31.150	341.7								
14	1'44.619 P	17.417	35.462	22.325	29.415	339.6								
	<b>Run # 2</b>	<b>Front Tyre Slick-Medium Rear Tyre Slick-Soft</b> New Tyre		<b>New Tyre</b>										
15	7'17.224	25.386	32.987	21.189	31.732	116.5								
16	1'41.655	17.354	32.414	20.898	30.989	339.6								
17	1'39.577	16.917	31.399	20.442	30.819	345.0								
18	1'53.678 P	18.178*	41.143	24.085	30.272	339.6								
	<b>Run # 3</b>	<b>Front Tyre Slick-Medium Rear Tyre Slick-Soft</b> 4 Laps at start		<b>New Tyre</b>										
19	4'30.050	26.004	35.391	21.051	31.320	96.0								
20	1'52.489	17.067	31.774	22.579	41.069	347.2								
21	1'39.640	16.895	31.408	20.434	30.903	343.9								
22	1'57.779 P	20.455*	41.785	23.858	31.681	340.6								
<b>16th</b>	<b>33</b>	<b>Brad BINDER</b> KTM RSA Red Bull KTM Factory Racing												
		Runs=3	Total laps=17	Full laps=11										
	<b>Run # 1</b>	<b>Front Tyre Slick-Medium Rear Tyre Slick-Medium</b> 4 Laps at start		<b>New Tyre</b>										
1	2'02.649	20.559	34.111	21.310	31.683	213.4								
2	1'40.843	17.162	31.731	20.813	31.137	345.0								
3	1'40.214	17.000	31.606	20.716	30.892	341.7								
4	1'40.199	17.012	31.622	20.595	30.970	346.1								
	unfinished	16.832				347.2								
	<b>Run # 2</b>	<b>Front Tyre Slick-Medium Rear Tyre Slick-Soft</b> 5 Laps at start		<b>4 Laps at start</b>										
5	1'49.702	21.418	33.897	22.334	32.053	179.7								
6	1'41.798	17.391	32.267	20.933	31.207	342.8								
7	1'40.685	16.968	31.804	20.673	31.240	343.9								
8	1'40.554	16.983	31.675	20.665	31.231	343.9								
9	1'41.699 P	18.765*	32.800	21.158	28.976	343.9								
	<b>Run # 3</b>	<b>Front Tyre Slick-Medium Rear Tyre Slick-Soft</b> New Tyre		<b>New Tyre</b>										
10	6'37.342	20.159	33.710	24.492	31.913	174.4								
11	1'40.493	17.147	31.721	20.523	31.102	343.9								
12	1'39.855	16.978	31.492	20.480	30.905	345.0								
13	1'45.355 P	19.060*	34.781	20.996	30.518	343.9								
<b>17th</b>	<b>30</b>	<b>Takaaki NAKAGAMI</b> HONDA JPN LCR Honda IDEMITSU												
		Runs=2	Total laps=19	Full laps=10										
	<b>Run # 1</b>	<b>Front Tyre Slick-Soft Rear Tyre Slick-Medium</b> New Tyre		<b>New Tyre</b>										
1	2'44.192	19.696	34.655	21.448	31.920	203.0								
2	1'41.216 *	17.353	31.970	20.763*	31.130	338.5								
3	1'41.532	17.697	32.075	20.785	30.975	343.9								
4	1'39.958	17.046	31.547	20.576	30.789	341.7								
5	1'43.157 *	16.939	32.952*	21.647	31.619	342.8								
6	1'40.233	17.089	31.655	20.496	30.993	340.6								
7	1'39.814	16.957	31.555	20.485	30.817	342.8								
8	1'40.086	17.091	31.613	20.530	30.852	343.9								
9	1'40.826 P	17.107*	32.999	20.682	30.038	343.9								
	<b>Run # 2</b>	<b>Front Tyre Slick-Medium Rear Tyre Slick-Soft</b> New Tyre		<b>New Tyre</b>										
10	9'58.638	19.088	34.584	20.950	31.553	204.1								
11	1'41.728	17.168	32.676	20.877	31.007	340.6								
12	1'39.887 *	16.858	31.403	20.353*	31.273	341.7								
13	1'40.746 *	16.991	31.418	21.013*	31.324	339.6								
14	1'39.188 P	16.940	31.650	20.692	29.906	339.6								
	<b>Run # 3</b>	<b>Front Tyre Slick-Medium Rear Tyre Slick-Soft</b> 5 Laps at start		<b>New Tyre</b>										
15	6'15.402	20.318	34.568	21.737	31.722	185.2								
16	1'43.475	17.489	33.796	20.922	31.268	341.7								
17	1'40.797	16.935	31.509	20.756	31.597	341.7								
18	1'39.672	16.990	31.366	20.492	30.824	335.4								
19	1'39.665	16.916	31.435	20.570	30.744	338.5								
<b>18th</b>	<b>88</b>	<b>Miguel OLIVEIRA</b> KTM POR Red Bull KTM Factory Racing												
		Runs=3	Total laps=20	Full laps=10										
	<b>Run # 1</b>	<b>Front Tyre Slick-Medium Rear Tyre Slick-Soft</b> 6 Laps at start		<b>5 Laps at start</b>										
1	1'50.637	20.387	33.807	21.411	31.738	218.6								
2	1'41.234	17.311	32.048	20.752	31.123	343.9								
3	1'40.801	17.073	31.890	20.592	31.246	334.3								
4	1'40.771	17.061	31.886	20.649	31.175	337.5								
5	1'40.808	17.044	31.865	20.711	31.188	341.7								
6	1'38.182 P	17.018	32.059	20.910	28.195	343.9								
	<b>Run # 2</b>	<b>Front Tyre Slick-Medium Rear Tyre Slick-Soft</b> 5 Laps at start		<b>New Tyre</b>										
7	5'47.270	19.727	33.052	20.994	31.653	207.2								
8	1'40.648 *	17.046	31.914*	20.563	31.125	342.8								
9	1'40.154	16.944	31.715	20.553	30.942	343.9								
10	1'40.201	16.818	31.757	20.612	31.014	343.9								
11	1'38.909 P	17.276	32.520	21.118	27.995	338.5								
	<b>Run # 3</b>	<b>Front Tyre Slick-Medium Rear Tyre Slick-Soft</b> New Tyre		<b>New Tyre</b>										
12	2'55.642	20.441	34.008	25.708	33.580	232.2								

**Fastest Lap:** Aleix ESPARGARO Aprilia Racing SPA 1'38.771 16.695 31.149 20.287 30.640

These data/results cannot be reproduced, stored and/or transmitted in whole or in part by any manner of electronic, mechanical, photocopying, recording, broadcasting or otherwise now known or herein after developed without the previous express consent by the copyright owner, except for reproduction in daily press and regular printed publications on sale to the public within 60 days of the event related to those data/results and always provided that copyright symbol appears together as follows below.  
© DORNA, 2022

Official MotoGP Timing by TISSOT  
www.motogp.com

Barcelona, Saturday, June 04, 2022

Page 5 of 7





# Free Practice Nr. 3

# MotoGP

Lap	Lap Time	T1	T2	T3	T4	Speed	Lap	Lap Time	T1	T2	T3	T4	Speed
13	1'41.085	17.132	31.925	20.553	31.475	341.7	8	1'44.467 *	17.600*	34.304	21.031	31.532	340.6
14	1'44.373 *	17.312*	34.998	20.789	31.274	342.8	9	1'45.873 *	17.316	32.134	24.856*	31.567	337.5
15	1'40.101	17.038	31.667	20.459	30.937	341.7	10	1'41.440	17.323	32.003	20.833	31.281	336.4
16	1'38.665 P	16.920	32.151	20.913	28.681	342.8	11	1'42.988	17.178	32.020	20.841	32.949	338.5
<b>Run # 4</b> Front Tyre Slick-Medium Rear Tyre Slick-Soft 5 Laps at start New Tyre							<b>Run # 3</b> Front Tyre Slick-Medium Rear Tyre Slick-Soft New Tyre New Tyre						
17	8'22.231	17.683	32.707	20.862	31.732	228.8	13	6'25.392	19.682	33.014	21.319	31.828	200.0
18	1'45.221 *	16.933*	36.145	20.971	31.172*	347.2	14	1'40.032	16.965	31.599	20.491	30.977	342.8
19	1'40.072	16.906	31.485	20.399	31.282	332.3	15	1'39.929 P	17.102	32.324	21.906	28.597	341.7
20	1'39.856	16.903	31.591	20.505	30.857	343.9	<b>Run # 4</b> Front Tyre Slick-Medium Rear Tyre Slick-Soft 3 Laps at start New Tyre						

**19th** **73** **Alex MARQUEZ** HONDA SPA  
LCR Honda CASTROL

Runs=3 Total laps=19 Full laps=9

Run #	Front Tyre	Slick-Soft	Rear Tyre	Slick-Soft		
<b>Run # 1</b> Front Tyre Slick-Soft Rear Tyre Slick-Soft New Tyre 3 Laps at start						
1	1'59.779	19.449	33.631	21.658	31.768	225.4
2	1'41.445	17.306	32.175	20.707	31.257	341.7
3	1'40.699	16.948	31.849	20.689	31.213	345.0
4	1'40.635	16.899	31.900	20.631	31.205	348.3
5	1'40.365 P	17.505*	33.331	21.297	28.232	342.8
<b>Run # 2</b> Front Tyre Slick-Soft Rear Tyre Slick-Soft New Tyre 8 Laps at start						
6	4'45.104	19.053	33.015	21.170	31.937	224.0
7	1'41.160	17.089	31.987	20.756	31.328	345.0
8	1'41.016 *	16.915	31.904	20.878*	31.319	345.0
9	1'41.127	16.974	31.932	20.726	31.495	345.0
10	1'43.758 *	17.877*	33.409	20.964	31.508	346.1
11	1'38.234 P	17.083	32.127	20.826	28.198	343.9
<b>Run # 3</b> Front Tyre Slick-Medium Rear Tyre Slick-Soft New Tyre New Tyre						
12	8'04.469	17.877	32.530	20.955	31.409	232.7
13	1'40.026	16.980	31.667	20.407	30.972	348.3
14	1'40.111	16.936	31.661	20.525	30.989	348.3
15	1'42.734 P	17.911*	35.643	21.225	27.955	347.2
<b>Run # 4</b> Front Tyre Slick-Medium Rear Tyre Slick-Soft 4 Laps at start New Tyre						
16	6'09.645	18.350	32.604	22.174	31.240	229.2
17	1'50.819 *	16.876	31.635	20.498*	41.810	348.3
18	1'39.903	16.862	31.568	20.526	30.947	343.9
19	1'40.338	16.859	31.709	20.608	31.162	349.5

**20th** **4** **Andrea DOVIZIOSO** YAMAHA ITA  
WithU Yamaha RNF MotoGP Team

Runs=3 Total laps=18 Full laps=8

Run #	Front Tyre	Slick-Medium	Rear Tyre	Slick-Medium		
<b>Run # 1</b> Front Tyre Slick-Medium Rear Tyre Slick-Medium 4 Laps at start New Tyre						
1	2'29.930	21.187	34.055	21.647	32.354	176.4
2	1'42.845	17.573	32.566	21.236	31.470	336.4
3	1'41.111	17.248	31.843	20.788	31.232	339.6
4	1'49.428 *	17.315*	34.196	21.466	36.451	343.9
5	1'40.599 P	17.109	32.217*	20.770	30.503	343.9
<b>Run # 2</b> Front Tyre Slick-Medium Rear Tyre Slick-Medium 9 Laps at start 5 Laps at start						
6	5'51.942	20.813	34.602	21.029	31.700	166.1
7	1'42.030	17.486	32.110	21.011	31.423	338.5

**21st** **51** **Michele PIRRO** DUCATI ITA  
Aruba.it Racing

Runs=3 Total laps=17 Full laps=9

Run #	Front Tyre	Slick-Soft	Rear Tyre	Slick-Medium		
<b>Run # 1</b> Front Tyre Slick-Soft Rear Tyre Slick-Medium New Tyre New Tyre						
1	2'26.492	27.531	36.099	21.208	31.825	111.2
2	1'41.359	17.164	32.066	20.990	31.139	336.4
3	1'40.594	17.061	31.698	20.754	31.081	339.6
4	1'40.804	17.089	31.647	20.932	31.136	341.7
5	1'55.712 *	17.167	32.044*	21.343	45.158	339.6
6	1'41.271 P	17.290	31.885	20.874	31.222	333.3
<b>Run # 2</b> Front Tyre Slick-Soft Rear Tyre Slick-Medium 6 Laps at start 6 Laps at start						
7	7'10.827	23.445	34.305	23.297	32.454	126.1
8	1'42.567	17.456	32.402	21.202	31.507	333.3
9	1'42.364	17.600	32.029	21.112	31.623	343.9
10	1'45.254 P	17.555	34.954	22.635	30.110	336.4
<b>Run # 3</b> Front Tyre Slick-Medium Rear Tyre Slick-Soft New Tyre New Tyre						
11	9'37.629	22.939	39.431	21.112	31.234	122.0
12	1'40.494	16.964	31.577	20.843	31.110	343.9
13	1'41.531 P	17.293	31.897	22.258	30.083	331.2
<b>Run # 4</b> Front Tyre Slick-Medium Rear Tyre Slick-Soft 3 Laps at start New Tyre						
14	3'47.567 *	18.491	35.166	21.065*	32.039	186.5
15	1'48.642	17.473	35.493	23.495	32.181	345.0
16	1'40.008	17.024	31.559	20.635	30.790	339.6
17	2'03.420	16.983	44.586	27.130	34.721	335.4

**22nd** **40** **Darryn BINDER** YAMAHA RSA  
WithU Yamaha RNF MotoGP Team

Runs=3 Total laps=19 Full laps=9

Run #	Front Tyre	Slick-Soft	Rear Tyre	Slick-Medium		
<b>Run # 1</b> Front Tyre Slick-Soft Rear Tyre Slick-Medium New Tyre New Tyre						
1	1'58.381	19.322	33.307	21.319	31.714	221.7
2	1'41.179 *	17.228	31.656	20.722*	31.573	339.6
3	1'40.408	17.170	31.591	20.545	31.102	333.3
4	1'40.083	17.002	31.680	20.601	30.800	333.3
5	1'40.608	17.051	31.578	20.803	31.176	330.2
6	1'40.609	17.049	31.849	20.631	31.080	339.6

**Fastest Lap:** Aleix ESPARGARO Aprilia Racing SPA 1'38.771 16.695 31.149 20.287 30.640

These data/results cannot be reproduced, stored and/or transmitted in whole or in part by any manner of electronic, mechanical, photocopying, recording, broadcasting or otherwise now known or herein after developed without the previous express consent by the copyright owner, except for reproduction in daily press and regular printed publications on sale to the public within 60 days of the event related to those data/results and always provided that copyright symbol appears together as follows below.  
© DORNA, 2022



# Free Practice Nr. 3

MotoGP

Lap	Lap Time	T1	T2	T3	T4	Speed	Lap	Lap Time	T1	T2	T3	T4	Speed		
7	1'45.190	P	17.145	35.764	21.454	30.827	341.7	6	1'46.637	*	17.488	32.043	20.793*	36.313	339.6
<b>Run # 2</b>	<b>Front Tyre Slick-Soft</b>		<b>Rear Tyre Slick-Medium</b>					7	<b>1'41.281</b>		17.067	31.963	20.929	31.322	345.0
	7 Laps at start		7 Laps at start					8	<b>1'41.407</b>		17.155	31.974	20.945	31.333	343.9
8	1'53.810		18.704	36.519	21.407	31.564	225.4	9	<b>1'41.762</b>		17.230	32.118	20.923	31.491	339.6
9	1'42.625	*	17.694*	32.430	21.095	31.406	342.8	10	1'43.940	*	17.113	32.233*	21.136	33.458	341.7
10	<b>1'42.240</b>		17.144	32.447	21.042	31.607	341.7	11	1'45.933	P	18.732*	35.244	22.029	29.928	338.5
11	1'40.856	P	17.161	32.076	21.042	30.577	340.6	<b>Run # 2</b>	<b>Front Tyre Slick-Medium</b>		<b>Rear Tyre Slick-Soft</b>				
	<b>Run # 3</b>		<b>Front Tyre Slick-Medium</b>		<b>Rear Tyre Slick-Soft</b>			<b>New Tyre</b>		<b>New Tyre</b>					
12	6'13.304		25.425	33.601	21.143	31.195	109.2	12	7'14.870		20.222	34.311	21.538	32.070	216.4
13	<b>1'46.714</b>		17.045	34.811	23.436	31.422	341.7	13	<b>1'41.029</b>		17.110	31.998	20.741	31.180	341.7
14	<b>1'40.829</b>		17.113	31.626	21.036	31.054	341.7	14	<b>1'40.972</b>		17.004	31.969	20.784	31.215	342.8
15	1'41.400	P	17.079	32.654	21.822	29.845	342.8	15	1'46.954	P	18.158*	35.115	22.588	31.093	341.7
<b>Run # 4</b>	<b>Front Tyre Slick-Medium</b>		<b>Rear Tyre Slick-Soft</b>					<b>Run # 3</b>	<b>Front Tyre Slick-Medium</b>		<b>Rear Tyre Slick-Soft</b>				
	4 Laps at start		New Tyre					4 Laps at start		New Tyre					
16	4'35.398		24.846	41.062	21.338	31.070	129.1	16	8'34.981		26.444	39.180	23.538	34.765	90.4
17	<b>1'53.476</b>		17.066	31.664	23.670	41.076	338.5	17	<b>1'43.529</b>		17.110	33.138	22.099	31.182	347.2
18	<b>1'40.396</b>		17.012	31.677	20.617	31.090	341.7	18	1'40.292		17.021	31.634	20.589	31.048	340.6
19	1'53.070	*	20.378*	37.651	21.555	33.486	341.7	19	<b>1'57.109</b>		16.931	31.680	20.604	47.894	345.0

**23rd 87 Remy GARDNER** KTM AUS  
Tech3 KTM Factory Racing

Runs=2 Total laps=16 Full laps=11

Run #	1	Front Tyre	Slick-Medium	Rear Tyre	Slick-Medium	Speed	
		<b>New Tyre</b>		<b>New Tyre</b>			
1	2'02.981	19.479	34.414	21.977	32.707	213.4	
2	<b>1'40.992</b>	17.166	31.885	20.891	31.050	338.5	
3	<b>1'42.355</b>	17.132	32.049	21.588	31.586	332.3	
4	<b>1'41.083</b>	17.196	31.926	20.652	31.309	345.0	
5	<b>1'52.909</b>	17.050	38.795	23.382	33.682	342.8	
6	<b>1'41.202</b>	17.131	31.972	20.752	31.347	339.6	
7	<b>1'41.154</b>	17.124	31.989	20.773	31.268	341.7	
8	1'45.484	P	17.139	32.154	20.814	35.377	340.6
<b>Run # 2</b>	<b>Front Tyre Slick-Medium</b>		<b>Rear Tyre Slick-Soft</b>				
	<b>New Tyre</b>		<b>New Tyre</b>				
9	10'38.590	19.935	36.775	21.561	32.995	212.5	
10	<b>1'40.450</b>	17.072	31.669	20.677	31.032	336.4	
11	<b>1'41.037</b>	16.961	31.898	20.834	31.344	340.6	
12	1'46.821	P	17.232	36.034	23.020	30.535	340.6
<b>Run # 3</b>	<b>Front Tyre Slick-Medium</b>		<b>Rear Tyre Slick-Soft</b>				
	4 Laps at start		New Tyre				
13	10'46.942	29.967	38.418	22.934	33.242	83.7	
14	<b>1'40.338</b>	17.065	31.690	20.574	31.009	339.6	
15	<b>1'40.213</b>	17.052	31.486	20.650	31.025	335.4	
16	<b>1'41.062</b>	16.972	31.746	20.692	31.652	343.9	

**24th 25 Raul FERNANDEZ** KTM SPA  
Tech3 KTM Factory Racing

Runs=2 Total laps=19 Full laps=10

Run #	1	Front Tyre	Slick-Medium	Rear Tyre	Slick-Medium	Speed	
		<b>New Tyre</b>		<b>New Tyre</b>			
1	2'14.720	20.283	35.028	22.137	32.070	216.0	
2	<b>1'41.940</b>	17.394	31.963	21.317	31.266	338.5	
3	1'46.188	*	18.353*	35.314	21.234	31.287	343.9
4	<b>1'40.970</b>	17.138	31.987	20.829	31.016	341.7	
5	2'00.255	*	17.027*	32.777*	21.842	48.609	345.0

**25th 6 Stefan BRADL** HONDA GER  
Repsol Honda Team

Runs=3 Total laps=20 Full laps=11

Run #	1	Front Tyre	Slick-Medium	Rear Tyre	Slick-Medium	Speed	
		<b>5 Laps at start</b>		<b>4 Laps at start</b>			
1	2'00.304	19.529	34.221	21.879	32.758	221.7	
2	<b>1'42.534</b>	17.505	32.410	21.071	31.548	331.2	
3	<b>1'41.952</b>	17.308	32.317	20.930	31.397	339.6	
4	<b>1'44.444</b>	17.553	33.895	21.022	31.974	343.9	
5	1'41.972	*	17.265	32.231*	21.032	31.444	340.6
6	1'47.722	P	18.186*	35.786	21.471	32.279	339.6
<b>Run # 2</b>	<b>Front Tyre Slick-Medium</b>		<b>Rear Tyre Slick-Medium</b>				
	10 Laps at start		10 Laps at start				
7	5'44.159	20.806	33.654	21.542	32.110	182.7	
8	<b>1'44.190</b>	17.475	32.409	21.383	32.923	339.6	
9	<b>1'42.229</b>	17.339	32.266	21.000	31.624	338.5	
10	<b>1'42.278</b>	17.307	32.346	20.898	31.727	326.2	
11	<b>1'42.340</b>	17.241	32.442	20.950	31.707	340.6	
12	1'45.984	P	18.376*	34.803	23.740	29.065	335.4
<b>Run # 3</b>	<b>Front Tyre Slick-Medium</b>		<b>Rear Tyre Slick-Soft</b>				
	<b>New Tyre</b>		<b>New Tyre</b>				
13	6'42.852	19.996	33.508	21.589	38.324	195.2	
14	<b>1'40.921</b>	17.169	31.875	20.666	31.211	340.6	
15	<b>1'40.755</b>	17.103	31.777	20.661	31.214	343.9	
16	1'41.772	P	17.749*	33.891	21.516	28.616	337.5
<b>Run # 4</b>	<b>Front Tyre Slick-Medium</b>		<b>Rear Tyre Slick-Soft</b>				
	4 Laps at start		New Tyre				
17	3'53.992	19.154	32.928	21.254	31.935	224.0	
18	<b>1'40.409</b>	16.991	31.607	20.621	31.190	338.5	
19	1'52.910	*	18.042*	35.093	21.375	38.400	336.4
20	<b>1'40.448</b>	16.972	31.600	20.727	31.149	347.2	

**Fastest Lap:** Aleix ESPARGARO Aprilia Racing SPA **1'38.771** 16.695 31.149 20.287 30.640

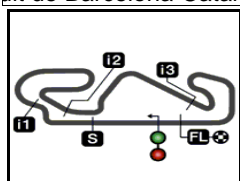
These data/results cannot be reproduced, stored and/or transmitted in whole or in part by any manner of electronic, mechanical, photocopying, recording, broadcasting or otherwise now known or herein after developed without the previous express consent by the copyright owner, except for reproduction in daily press and regular printed publications on sale to the public within 60 days of the event related to those data/results and always provided that copyright symbol appears together as follows below.  
© DORNA, 2022

Official MotoGP Timing by TISSOT  
www.motogp.com

Barcelona, Saturday, June 04, 2022

Page 7 of 7





4657 m.

## GRAN PREMI MONSTER ENERGY DE CATALUNYA

## Free Practice Nr. 3

## Best Partial Times

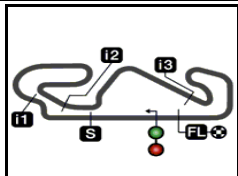
MotoGP™

*IT* Ideal Lap Time, sum of the best partial times*BT* Best Lap Time

<i>T1</i>		<i>T2</i>		<i>T3</i>		<i>T4</i>				<i>IT</i>	<i>BT</i>	
Pos	Rider	Time	Rider	Time	Rider	Time	Rider	Time	Pos	Rider		
1	F.BAGNAIA	16.613	A.ESPARGARO	31.149	J.MILLER	20.256	F.BAGNAIA	30.507	1	F.BAGNAIA	1'38.671	1'39.007 (4)
2	A.ESPARGARO	16.695	J.MARTIN	31.195	A.RINS	20.265	J.ZARCO	30.544	2	A.ESPARGAR	1'38.771	1'38.771 (1)
3	L.MARINI	16.719	J.ZARCO	31.196	F.BAGNAIA	20.266	J.MARTIN	30.554	3	J.MARTIN	1'38.875	1'39.005 (3)
4	P.ESPARGARO	16.722	F.QUARTARARO	31.236	A.ESPARGARO	20.287	A.ESPARGARO	30.640	4	J.ZARCO	1'38.899	1'38.902 (2)
5	J.MIR	16.728	J.MILLER	31.273	J.MARTIN	20.319	F.QUARTARARO	30.647	5	F.QUARTARAR	1'38.950	1'39.088 (6)
6	M.VIÑALES	16.729	F.BAGNAIA	31.285	F.QUARTARARO	20.331	F.DI GIANNANTO	30.681	6	J.MILLER	1'39.059	1'39.074 (5)
7	F.QUARTARARO	16.736	A.RINS	31.308	M.VIÑALES	20.340	E.BASTIANINI	30.713	7	A.RINS	1'39.178	1'39.260 (9)
8	E.BASTIANINI	16.761	P.ESPARGARO	31.310	P.ESPARGARO	20.340	L.MARINI	30.717	8	L.MARINI	1'39.201	1'39.233 (7)
9	B.BINDER	16.763	F.DI GIANNANTO	31.350	J.ZARCO	20.341	J.MILLER	30.735	9	P.ESPARGAR	1'39.224	1'39.246 (8)
10	J.MILLER	16.795	L.MARINI	31.366	E.BASTIANINI	20.345	T.NAKAGAMI	30.744	10	F.DI GIANNAN	1'39.238	1'39.413 (10)
11	J.MARTIN	16.807	T.NAKAGAMI	31.366	M.BEZZECCHI	20.395	A.RINS	30.744	11	M.VIÑALES	1'39.254	1'39.423 (11)
12	F.DI GIANNANTO	16.808	M.VIÑALES	31.375	J.MIR	20.396	M.BEZZECCHI	30.778	12	E.BASTIANINI	1'39.274	1'39.439 (12)
13	J.ZARCO	16.818	F.MORBIDELLI	31.399	L.MARINI	20.399	M.PIRRO	30.790	13	J.MIR	1'39.362	1'39.505 (13)
14	M.OLIVEIRA	16.818	J.MIR	31.403	F.DI GIANNANTO	20.399	D.BINDER	30.800	14	T.NAKAGAMI	1'39.453	1'39.665 (17)
15	T.NAKAGAMI	16.858	E.BASTIANINI	31.455	M.OLIVEIRA	20.399	M.VIÑALES	30.810	15	M.BEZZECCHI	1'39.511	1'39.540 (14)
16	A.MARQUEZ	16.859	M.BEZZECCHI	31.474	A.MARQUEZ	20.407	F.MORBIDELLI	30.819	16	F.MORBIDELLI	1'39.547	1'39.577 (15)
17	A.RINS	16.861	M.OLIVEIRA	31.485	F.MORBIDELLI	20.434	J.MIR	30.835	17	M.OLIVEIRA	1'39.559	1'39.856 (18)
18	M.BEZZECCHI	16.864	R.GARDNER	31.486	B.BINDER	20.460	P.ESPARGARO	30.852	18	B.BINDER	1'39.567	1'39.609 (16)
19	A.DOVIZIOSO	16.890	B.BINDER	31.487	A.DOVIZIOSO	20.477	B.BINDER	30.857	19	A.MARQUEZ	1'39.781	1'39.903 (19)
20	F.MORBIDELLI	16.895	A.DOVIZIOSO	31.549	T.NAKAGAMI	20.485	M.OLIVEIRA	30.857	20	A.DOVIZIOSO	1'39.845	1'39.907 (20)
21	R.FERNANDEZ	16.931	M.PIRRO	31.559	D.BINDER	20.545	A.DOVIZIOSO	30.929	21	D.BINDER	1'39.925	1'40.083 (22)
22	R.GARDNER	16.961	A.MARQUEZ	31.568	R.GARDNER	20.574	A.MARQUEZ	30.947	22	M.PIRRO	1'39.948	1'40.008 (21)
23	M.PIRRO	16.964	D.BINDER	31.578	R.FERNANDEZ	20.589	R.GARDNER	31.009	23	R.GARDNER	1'40.030	1'40.213 (23)
24	S.BRADL	16.972	S.BRADL	31.600	S.BRADL	20.621	R.FERNANDEZ	31.016	24	R.FERNANDEZ	1'40.170	1'40.292 (24)

These data/results cannot be reproduced, stored and/or transmitted in whole or in part by any manner of electronic, mechanical, photocopying, recording, broadcasting or otherwise now known or herein after developed without the previous express consent by the copyright owner, except for reproduction in daily press and regular printed publications on sale to the public within 60 days of the event related to those data/results and always provided that copyright symbol appears together as follows below.  
© DORNA, 2022





4657 m.

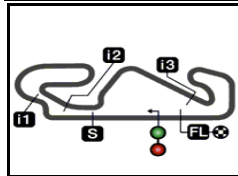
**GRAN PREMI MONSTER ENERGY DE CATALUNYA****Free Practice Nr. 3****Best Partial Times****MotoGP™***IT* Ideal Lap Time, sum of the best partial times*BT* Best Lap Time

		<b>T1</b>		<b>T2</b>		<b>T3</b>		<b>T4</b>				<i>IT</i>	<i>BT</i>
<i>Pos</i>	<i>Rider</i>	<i>Time</i>	<i>Rider</i>	<i>Time</i>	<i>Rider</i>	<i>Time</i>	<i>Rider</i>	<i>Time</i>	<i>Rider</i>	<i>Pos</i>	<i>Rider</i>		
25	D.BINDER	17.002	R.FERNANDEZ	31.634	M.PIRRO	20.635	S.BRADL	31.149		25	<b>S.BRADL</b>	1'40.342	1'40.409 (25)

These data/results cannot be reproduced, stored and/or transmitted in whole or in part by any manner of electronic, mechanical, photocopying, recording, broadcasting or otherwise now known or herein after developed without the previous express consent by the copyright owner, except for reproduction in daily press and regular printed publications on sale to the public within 60 days of the event related to those data/results and always provided that copyright symbol appears together as follows below.  
© DORNA, 2022


Official MotoGP Timing by **TISSOT**  
www.motogp.com





4657 m.

**GRAN PREMI MONSTER ENERGY DE CATALUNYA****Free Practice Nr. 3****Fastest Laps Sequence**

<i>Practice Time</i>	 <i>Rider</i>	<i>Nation</i>	<i>Motorcycle</i>	<i>Time</i>	<i>Km/h</i>	<i>Rider's Lap</i>
<b>3'30.920</b>	21 <b>Franco MORBIDELLI</b>	ITA	YAMAHA	<b>1'41.696</b>	164.8	2
<b>3'31.871</b>	88 <b>Miguel OLIVEIRA</b>	POR	KTM	<b>1'41.234</b>	165.6	2
<b>3'43.492</b>	33 <b>Brad BINDER</b>	RSA	KTM	<b>1'40.843</b>	166.2	2
<b>5'11.618</b>	21 <b>Franco MORBIDELLI</b>	ITA	YAMAHA	<b>1'40.698</b>	166.4	3
<b>5'13.069</b>	36 <b>Joan MIR</b>	SPA	SUZUKI	<b>1'40.676</b>	166.5	3
<b>5'18.737</b>	63 <b>Francesco BAGNAIA</b>	ITA	DUCATI	<b>1'40.519</b>	166.7	3
<b>5'19.428</b>	43 <b>Jack MILLER</b>	AUS	DUCATI	<b>1'39.960</b>	167.7	3
<b>6'59.184</b>	43 <b>Jack MILLER</b>	AUS	DUCATI	<b>1'39.756</b>	168.0	4
<b>8'14.204</b>	20 <b>Fabio QUARTARARO</b>	FRA	YAMAHA	<b>1'39.628</b>	168.2	4
<b>23'50.493</b>	12 <b>Maverick VIÑALES</b>	SPA	APRILIA	<b>1'39.442</b>	168.5	9
<b>25'58.846</b>	41 <b>Aleix ESPARGARO</b>	SPA	APRILIA	<b>1'39.309</b>	168.8	11
<b>27'37.617</b>	41 <b>Aleix ESPARGARO</b>	SPA	APRILIA	<b>1'38.771</b>	169.7	12

These data/results cannot be reproduced, stored and/or transmitted in whole or in part by any manner of electronic, mechanical, photocopying, recording, broadcasting or otherwise now known or herein after developed without the previous express consent by the copyright owner, except for reproduction in daily press and regular printed publications on sale to the public within 60 days of the event related to those data/results and always provided that copyright symbol appears together as follows below.

© DORNA, 2022

Official MotoGP Timing by **TISSOT**  
www.motogp.com

**Barcelona, Saturday, June 04, 2022**

