


3671 m.

LIQUI MOLY MOTORRAD GRAND PRIX DEUTSCHLAND

Free Practice Nr. 1

Classification

3

	Rider	Nation	Team	Motorcycle	Time	Lap Total	Gap	Top Speed
1	28 Izan GUEVARA	SPA	GASGAS Aspar Team	GASGAS	1'26.459	18 18		214.2
2	17 John MCPHEE	GBR	Sterilgarda Husqvarna Max	HUSQVARNA	1'26.691	17 19	0.232 0.232	214.2
3	7 Dennis FOGGIA	ITA	Leopard Racing	HONDA	1'26.795	22 22	0.336 0.104	213.8
4	53 Deniz ÖNCÜ	TUR	Red Bull KTM Tech3	KTM	1'26.856	17 20	0.397 0.061	211.3
5	11 Sergio GARCIA	SPA	GASGAS Aspar Team	GASGAS	1'26.941	22 22	0.482 0.085	216.4
6	71 Ayumu SASAKI	JPN	Sterilgarda Husqvarna Max	HUSQVARNA	1'26.963	16 16	0.504 0.022	213.8
7	6 Ryusei YAMANAKA	JPN	MT Helmets - MSI	KTM	1'26.993	15 17	0.534 0.030	211.7
8	24 Tatsuki SUZUKI	JPN	Leopard Racing	HONDA	1'27.043	18 19	0.584 0.050	209.7
9	31 Adrian FERNANDEZ	SPA	Red Bull KTM Tech3	KTM	1'27.162	18 19	0.703 0.119	212.1
10	54 Riccardo ROSSI	ITA	SIC58 Squadra Corse	HONDA	1'27.202	17 18	0.743 0.040	210.5
11	19 Scott OGDEN	GBR	VisionTrack Racing Team	HONDA	1'27.287	19 20	0.828 0.085	211.3
12	96 Daniel HOLGADO	SPA	Red Bull KTM Ajo	KTM	1'27.303	17 19	0.844 0.016	216.4
13	16 Andrea MIGNO	ITA	Rivacold Snipers Team	HONDA	1'27.331	17 20	0.872 0.028	211.7
14	48 Ivan ORTOLÁ	SPA	Angeluss MTA Team	KTM	1'27.338	21 22	0.879 0.007	212.1
15	5 Jaume MASIA	SPA	Red Bull KTM Ajo	KTM	1'27.338	13 14	0.879	210.5
16	44 David MUÑOZ	SPA	BOE Motorsports	KTM	1'27.413	19 20	0.954 0.075	214.7
17	27 Kaito TOBA	JPN	CIP Green Power	KTM	1'27.454	19 20	0.995 0.041	210.5
18	43 Xavier ARTIGAS	SPA	CFMOTO Racing PruestelGP	CFMOTO	1'27.491	17 19	1.032 0.037	212.1
19	82 Stefano NEPA	ITA	Angeluss MTA Team	KTM	1'27.528	19 20	1.069 0.037	211.7
20	10 Diogo MOREIRA	BRA	MT Helmets - MSI	KTM	1'27.649	17 19	1.190 0.121	213.8
21	66 Joel KELSO	AUS	CIP Green Power	KTM	1'27.661	9 17	1.202 0.012	212.5
22	99 Carlos TATAY	SPA	CFMOTO Racing PruestelGP	CFMOTO	1'27.785	18 18	1.326 0.124	209.3
23	20 Lorenzo FELLON	FRA	SIC58 Squadra Corse	HONDA	1'27.869	16 18	1.410 0.084	210.9
24	18 Matteo BERTELLE	ITA	QJMOTOR Avintia Racing Team	KTM	1'28.412	21 22	1.953 0.543	210.9
25	23 Elia BARTOLINI	ITA	QJMOTOR Avintia Racing Team	KTM	1'28.458	19 20	1.999 0.046	211.7
26	67 Alberto SURRA	ITA	Rivacold Snipers Team	HONDA	1'28.519	15 16	2.060 0.061	208.0
27	70 Joshua WHATLEY	GBR	VisionTrack Racing Team	HONDA	1'28.536	18 21	2.077 0.017	209.3
28	72 Taiyo FURUSATO	JPN	Honda Team Asia	HONDA	1'28.673	18 19	2.214 0.137	211.7
29	64 Mario AJI	INA	Honda Team Asia	HONDA	1'28.678	20 20	2.219 0.005	206.1
30	22 Ana CARRASCO	SPA	BOE Motorsports	KTM	1'29.479	18 20	3.020 0.801	211.3

Practice condition: **Dry**

Fastest Lap:	Lap: 18	Izan GUEVARA	1'26.459	152.8 Km/h
Best Race Lap:	2019	Can ÖNCÜ	1'26.714	152.4 Km/h
All Time Lap Record:	2019	Marcos RAMIREZ	1'26.044	153.5 Km/h

The results are provisional until the end of the limit for protest and appeals.

Time limit for protest expires 30' after publication of the results - Time:

These data/results cannot be reproduced, stored and/or transmitted in whole or in part by any manner of electronic, mechanical, photocopying, recording, broadcasting or otherwise now known or herein after developed without the previous express consent by the copyright owner, except for reproduction in daily press and regular printed publications on sale to the public within 60 days of the event related to those data/results and always provided that copyright symbol appears together as follows below.

© DORNA, 2022

Official MotoGP Timing by TISSOT
www.motogp.com

Sachsenring, Friday, June 17, 2022



LIQUI MOLY MOTORRAD GRAND PRIX DEUTSCHLAND

Free Practice Nr. 1

Top Speed & Average

4



Rider	Nation	Motorcycle	Top 5 speeds					Average	Top
11 Sergio GARCIA	SPA	GASGAS	216.4	212.5	212.1	211.7	211.7	212.9	216.4
96 Daniel HOLGADO	SPA	KTM	216.4	212.1	211.7	211.7	211.3	212.4	216.4
44 David MUÑOZ	SPA	KTM	214.7	213.8	213.8	213.0	212.1	213.3	214.7
17 John MCPHEE	GBR	HUSQVARNA	214.2	213.4	212.1	210.9	210.1	211.6	214.2
28 Izan GUEVARA	SPA	GASGAS	214.2	212.1	212.1	212.1	212.1	212.5	214.2
7 Dennis FOGGIA	ITA	HONDA	213.8	213.0	213.0	212.1	212.1	212.8	213.8
10 Diogo MOREIRA	BRA	KTM	213.8	213.8	213.4	212.5	212.1	213.1	213.8
71 Ayumu SASAKI	JPN	HUSQVARNA	213.8	213.8	213.4	213.0	210.9	213.0	213.8
66 Joel KELSO	AUS	KTM	212.5	212.1	211.7	210.9	210.5	211.5	212.5
31 Adrian FERNANDEZ	SPA	KTM	212.1	211.3	209.7	209.7	208.4	210.2	212.1
43 Xavier ARTIGAS	SPA	CFMOTO	212.1	211.7	211.3	211.3	210.9	211.4	212.1
48 Ivan ORTOLÁ	SPA	KTM	212.1	211.7	210.9	210.1	210.1	211.0	212.1
6 Ryusei YAMANAKA	JPN	KTM	211.7	210.9	210.5	210.1	210.1	210.6	211.7
16 Andrea MIGNO	ITA	HONDA	211.7	211.3	209.7	209.7	209.7	210.3	211.7
23 Elia BARTOLINI	ITA	KTM	211.7	210.9	210.5	209.3	208.4	210.2	211.7
72 Taiyo FURUSATO	JPN	HONDA	211.7	210.5	210.1	210.1	209.7	210.1	211.7
82 Stefano NEPA	ITA	KTM	211.7	211.3	211.3	211.3	211.3	211.4	211.7
19 Scott OGDEN	GBR	HONDA	211.3	209.3	208.4	208.0	208.0	208.7	211.3
22 Ana CARRASCO	SPA	KTM	211.3	210.5	210.5	209.7	209.7	210.3	211.3
53 Deniz ÖNCÜ	TUR	KTM	211.3	211.3	210.9	209.7	209.7	210.4	211.3
18 Matteo BERTELLE	ITA	KTM	210.9	210.1	209.7	209.3	208.4	209.3	210.9
20 Lorenzo FELLON	FRA	HONDA	210.9	209.3	208.8	208.0	208.0	209.0	210.9
5 Jaume MASIA	SPA	KTM	210.5	210.1	210.1	209.7	209.7	210.0	210.5
27 Kaito TOBA	JPN	KTM	210.5	210.5	210.5	210.5	210.1	210.4	210.5
54 Riccardo ROSSI	ITA	HONDA	210.5	210.1	210.1	209.7	208.8	209.8	210.5
24 Tatsuki SUZUKI	JPN	HONDA	209.7	209.3	209.3	209.3	209.3	209.4	209.7
70 Joshua WHATLEY	GBR	HONDA	209.3	208.8	207.2	206.1	206.1	207.3	209.3
99 Carlos TATAY	SPA	CFMOTO	209.3	208.8	208.0	208.0	208.0	208.4	209.3
67 Alberto SURRA	ITA	HONDA	208.0	207.2	207.2	206.1	206.1	206.8	208.0
64 Mario AJI	INA	HONDA	206.1	205.7	205.7	205.3	204.9	205.5	206.1

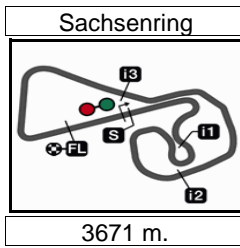
These data/results cannot be reproduced, stored and/or transmitted in whole or in part by any manner of electronic, mechanical, photocopying, recording, broadcasting or otherwise now known or herein after developed without the previous express consent by the copyright owner, except for reproduction in daily press and regular printed publications on sale to the public within 60 days of the event related to those data/results and always provided that copyright symbol appears together as follows below.

© DORNA, 2022

Official MotoGP Timing by TISSOT
www.motogp.com



Sachsenring, Friday, June 17, 2022



Results and timing service provided by TISSOT

Moto3™

LIQUI MOLY MOTORRAD GRAND PRIX DEUTSCHLAND

Free Practice Nr. 1

Chronological Analysis of Performances

5

* Lap / Sector time cancelled T1 Time from finish line to 1st intermediate T3 Time from 2nd intermed. to 3rd intermed.
P Crossing the finish line in pit lane T2 Time from 1st intermed. to 2nd intermed. T4 Time from 3rd intermediate to finish line

Lap	Lap Time	T1	T2	T3	T4	Speed	Lap	Lap Time	T1	T2	T3	T4	Speed																																																																																																																																															
1st 28 Izan GUEVARA GASGAS Aspar Tea SPA Runs=2 Total laps=18 Full laps=13							2	1'31.424	21.202	25.486	21.201	23.535	211.7	3	1'30.556	20.796	25.173	20.781	23.806	213.0	4	1'28.737	20.577	24.553	20.403	23.204	213.0	5	1'28.778	*	20.47*	24.603	20.554	23.147	213.8	6	1'28.224	20.438	24.404	20.314	23.068	211.7	7	1'27.913	20.359	24.363	20.220	22.971	212.1	8	1'27.855	20.280	24.291	20.195	23.089	212.1	9	1'27.777	20.421	24.164	20.226	22.966	210.9	10	1'27.682	20.334	24.154	20.147	23.047	210.9	11	1'27.763	20.318	24.261	20.164	23.020	211.7	12	1'28.059	20.293	24.292	20.359	23.115	210.1	13	1'31.149	P	20.399	25.579	20.892*	24.279	210.1	14	6'04.392	24.539	24.993	20.466	23.052		15	1'27.887	20.292	24.272	20.338	22.985	210.1	16	1'27.749	20.260	24.255	20.259	22.975	210.9	17	1'27.862	P	20.202	24.204	20.240	23.216	210.9	18	4'06.864	18.193	24.442	20.435	23.091		19	1'27.234	20.152	24.027	20.268	22.787	211.3	20	1'27.030	20.178	23.913	20.118	22.821	210.9	21	1'26.808	20.081	23.841	20.050	22.836	210.1	22	1'26.795	20.080	23.847	20.114	22.754	210.5
2nd 17 John MCPHEE Sterilgarda Husqvarna GBR Runs=2 Total laps=19 Full laps=14							4th 53 Deniz ÖNCÜ Red Bull KTM Tech3 TUR Runs=2 Total laps=20 Full laps=12																																																																																																																																																					
1	2'56.898	30.068	26.766	22.151	24.075		1	2'17.052	26.113	26.826	24.308	24.366		2	1'30.195	21.206	24.964	20.577	23.448	208.0	3	1'29.403	20.722	24.697	20.746	23.238	208.0	4	1'28.636	20.614	24.335	20.550	23.137	208.8	5	1'28.276	20.441	24.489	20.327	23.019	212.1	6	1'29.687	21.168	24.770	20.695	23.054	213.4	7	1'28.275	20.520	24.362	20.358	23.035	210.1	8	1'30.272	P	20.421	24.544	20.431	24.876	210.1	9	8'48.026	23.175	24.991	20.657	23.420		10	1'28.610	20.490	24.563	20.447	23.110	208.4	11	1'28.673	20.549	24.599	20.388	23.137	208.4	12	1'28.302	20.504	24.430	20.286	23.082	208.0	13	1'28.147	20.435	24.366	20.337	23.009	208.8	14	1'32.092	P	20.973	25.404	21.396	24.319	207.6	15	4'45.069	28.275	25.187	20.611	22.849		16	1'26.691	20.191	23.880	19.844	22.776	210.9	17	1'26.757	20.102	23.897	20.039	22.719	214.2	18	1'26.914	20.175	23.960	20.069	22.710	210.1	19	1'27.265	20.258	23.995	20.155	22.857	209.3	20	1'27.279	20.331	24.012	19.984	22.952	209.7								
3rd 7 Dennis FOGGIA Leopard Racing ITA Runs=2 Total laps=22 Full laps=16																																																																																																																																																												
1	2'29.950	22.537	27.129	22.320	24.272																																																																																																																																																							

Fastest Lap: Izan GUEVARA GASGAS Aspar Tea SPA 1'26.459 20.037 24.066 19.868 22.488

These data/results cannot be reproduced, stored and/or transmitted in whole or in part by any manner of electronic, mechanical, photocopying, recording, broadcasting or otherwise now known or herein after developed without the previous express consent by the copyright owner, except for reproduction in daily press and regular printed publications on sale to the public within 60 days of the event related to those data/results and always provided that copyright symbol appears together as follows below.
© DORNA, 2022



Free Practice Nr. 1

Moto3

Lap	Lap Time	T1	T2	T3	T4	Speed	Lap	Lap Time	T1	T2	T3	T4	Speed			
5th	11	Sergio GARCIA				GASGAS Aspar Tea SPA			11	1'28.505	20.567	24.460	20.398	23.080	207.2	
		Runs=2	Total laps=22	Full laps=15			12	1'30.064	P	20.769	24.362	20.070	24.863	205.7		
1	2'24.889	33.576	28.288	28.848	29.802		13	6'11.826		18.359	24.368	20.089	22.886			
2	1'31.914	21.491	25.837	20.999	23.587	208.0	14	1'27.117		20.278	24.029	19.984	22.826	208.8		
3	1'30.658	20.953	25.331	20.910	23.464	210.9	15	1'26.993		20.322	23.919	19.903	22.849	209.3		
4	1'29.277	20.780	24.796	20.468	23.233	210.5	16	1'27.122		20.232	24.074	20.013	22.803	208.4		
5	1'28.889	*	20.81*	24.642	20.431	209.3	17	1'27.327		20.467	24.001	20.050	22.809	208.0		
6	1'28.395	20.727	24.547	20.235	22.886	210.5	8th 24 Tatsuki SUZUKI									
7	1'28.128	20.540	24.575	20.139	22.874	210.9	Runs=3			Total laps=19	Full laps=12					
8	1'28.064	20.531	24.541	20.075	22.917	210.9	1	2'37.970		25.520	26.509	21.308	23.841			
9	1'28.530	*	20.610	24.517	20.494*	211.7	2	1'30.761		21.294	25.267	20.889	23.311	208.0		
10	1'28.056	20.464	24.439	20.251	22.902	210.1	3	1'29.878		20.768	24.868	20.983	23.259	209.7		
11	1'30.070	P	20.623	24.633	20.238	210.1	4	1'29.376		20.793	24.735	20.721	23.127	209.3		
12	5'26.950		23.097	25.033	20.229	23.162	5	1'29.574		20.725	24.953	20.708	23.188	209.3		
13	1'28.345	20.587	24.652	20.137	22.969	209.3	6	1'29.242		20.733	24.937	20.543	23.029	208.8		
14	1'28.861	20.608	24.700	20.131	23.422	209.7	7	1'37.645	P	22.550	26.827	21.488	26.780	208.8		
15	1'28.305	20.546	24.355	20.364	23.040	210.5	8	7'14.724		25.369	25.804	20.796	23.231			
16	1'27.717	20.508	24.386	19.946	22.877	210.1	9	1'28.587		20.561	24.580	20.435	23.011	208.4		
17	1'29.047	P	20.485	24.572	20.247	210.9	10	1'28.371		20.504	24.523	20.376	22.968	208.4		
18	5'24.554		26.893	25.195	20.517	22.796	11	1'28.698		20.560	24.543	20.491	23.104	209.3		
19	1'27.338	20.422	24.260	19.988	22.668	211.7	12	1'28.539		20.541	24.556	20.440	23.002	208.8		
20	1'27.075	20.397	24.235	19.777	22.666	212.1	13	1'29.054		21.118	24.610	20.411	22.915	209.3		
21	1'26.983	20.459	24.102	19.752	22.670	212.5	14	1'31.346	P	20.448	24.463	21.363*	25.072	209.3		
22	1'26.941	20.133	24.094	19.883	22.831	216.4	15	6'59.924		19.712	24.442	20.385	22.790			
6th 71 Ayumu SASAKI							Sterilgarda Husqvarna JPN			16	1'27.199	20.232	24.127	20.159	22.681	209.3
		Runs=2	Total laps=16	Full laps=10			17	1'27.058	*	20.278	24.061	20.143*	22.576	208.4		
1	2'24.117	23.006	26.788	21.451	25.008		18	1'27.043		20.261	24.083	19.993	22.706	208.0		
2	1'32.126	21.666	25.809	20.970	23.681	207.2	19	1'41.052	P	24.302	26.609	21.621	28.520	208.0		
3	1'31.481	21.222	25.580	21.017	23.662	210.1	9th 31 Adrian FERNANDEZ									
4	1'29.269	20.795	24.896	20.401	23.177	213.8	Runs=2			Total laps=19	Full laps=11					
5	1'28.970	*	20.80*	24.785	20.392	213.4	1	2'05.786		23.408	26.301	21.962	24.084			
6	1'28.579	20.619	24.662	20.268	23.030	213.8	2	1'31.578	*	21.112	25.479	21.241*	23.746	205.3		
7	1'30.917	P	20.851	24.421	20.382	208.4	3	1'30.418		21.011	24.984	20.983	23.440	206.1		
8	9'58.366		19.431	25.091	20.543	23.229	4	1'29.662		20.893	24.851	20.651	23.267	207.2		
9	1'28.930	20.723	24.592	20.372	23.243	208.4	5	1'29.317	*	20.78*	24.728	20.584	23.223	206.5		
10	1'28.773	20.596	24.681	20.400	23.096	208.8	6	1'29.228		20.698	24.652	20.610	23.268	206.5		
11	1'28.161	20.429	24.414	20.268	23.050	209.7	7	1'35.058		22.596	26.638	21.599	24.225	206.1		
12	1'34.088	P	21.462	25.101	21.153	208.8	8	1'28.493		20.495	24.506	20.406	23.086	212.1		
13	8'28.232		25.499	24.839	20.412	22.916	9	1'32.858	P	21.399	24.777	20.746	25.936	208.4		
14	1'27.461	20.431	24.172	20.033	22.825	210.1	10	6'02.125		19.817	25.141	20.759	23.265			
15	1'27.124	20.407	23.951	20.004	22.762	210.9	11	1'29.578	*	20.766	24.735	20.893*	23.184	205.3		
16	1'26.963	20.330	23.996	20.019	22.618	213.0	12	1'28.816		20.547	24.587	20.557	23.125	207.2		
7th 6 Ryusei YAMANAKA							MT Helmets - MSI JPN			13	1'28.712	20.560	24.561	20.449	23.142	207.6
		Runs=2	Total laps=17	Full laps=9			14	1'30.972	P	20.589	24.802	20.559	25.022	207.6		
1	2'19.555	32.682	30.821	26.218	26.861		15	8'09.097		19.672	24.730	20.517	23.071			
2	1'30.935	21.550	25.037	20.866	23.482	207.2	16	1'27.831		20.429	24.322	20.356	22.724	206.8		
3	1'29.723	20.863	24.828	20.788	23.244	210.9	17	1'27.261		20.364	24.164	19.953	22.780	209.7		
4	1'28.949	*	20.678	24.643	20.559*	210.1	18	1'27.162		20.350	23.960	20.065	22.787	209.7		
5	1'28.803	*	20.81*	24.533	20.342	210.9	19	1'27.379		20.371	24.051	20.084	22.873	211.3		
6	1'29.490	*	20.919	24.676	20.765	210.5	10th 54 Riccardo ROSSI									
7	1'33.540	P	20.623	24.498	21.084	207.6	Runs=2			Total laps=18	Full laps=11					
8	11'23.033		22.893	24.999	20.258	23.118	1	2'29.528		21.353	27.286	22.304	24.047			
9	1'28.353	20.535	24.678	20.173	22.967	210.1	2	1'31.614		21.173	25.822	21.075	23.544	206.8		
10	1'28.389	20.554	24.587	20.145	23.103	210.1	Fastest Lap: Izan GUEVARA									
							GASGAS Aspar Tea SPA			1'26.459	20.037	24.066	19.868	22.488		

These data/results cannot be reproduced, stored and/or transmitted in whole or in part by any manner of electronic, mechanical, photocopying, recording, broadcasting or otherwise now known or herein after developed without the previous express consent by the copyright owner, except for reproduction in daily press and regular printed publications on sale to the public within 60 days of the event related to those data/results and always provided that copyright symbol appears together as follows below.

© DORNA, 2022

Official MotoGP Timing by TISSOT
www.motogp.com

Sachsenring, Friday, June 17, 2022

Page 2 of 7



Free Practice Nr. 1

Moto3

Lap	Lap Time	T1	T2	T3	T4	Speed	Lap	Lap Time	T1	T2	T3	T4	Speed
3	1'29.962	20.823	25.249	20.728	23.162	206.8	15	5'48.624	30.839	25.931	20.449	23.011	
4	1'29.370	20.686	25.061	20.399	23.224	207.6	16	1'27.703 *	20.441	24.354	20.105	22.803*	216.4
5	1'29.213 *	20.82*	24.801	20.289*	23.300	206.8	17	1'27.303	20.349	24.227	19.953	22.774	211.7
6	1'28.217	20.518	24.630	20.083	22.986	210.5	18	1'32.832	21.672	27.823	20.200	23.137	211.3
7	1'28.214	20.573	24.581	20.184	22.876	210.1	19	1'28.049	20.549	24.351	20.178	22.971	210.9
8	1'28.242	20.479	24.477	20.355	22.931	209.7	13th 16 Andrea MIGNO Rivacold Snipers Tea ITA						
9	1'39.837 P	21.435	29.302	21.735	27.365	208.8	Runs=2 Total laps=20 Full laps=14						
10	5'47.572 *	21.204	25.024	20.999	23.938*		1	2'21.654	23.181	26.227	21.947	24.502	
11	1'29.151	20.774	24.657	20.541	23.179	206.1	2	1'30.743	21.521	25.263	20.625	23.334	208.8
12	1'28.650	20.624	24.587	20.407	23.032	204.5	3	1'29.343	20.885	24.877	20.458	23.123	209.3
13	1'32.670 P	20.522	24.610	20.897	26.641	207.6	4	1'28.665	20.829	24.639	20.254	22.943	209.3
14	10'38.971 *	37.584	26.058	21.061	23.913*		5	1'29.339 *	20.88*	24.473	20.498	23.482	208.4
15	1'27.681	20.540	24.262	20.126	22.753	210.1	6	1'28.043	20.616	24.317	20.270	22.840	209.7
16	1'27.539 *	20.386	24.178	20.156*	22.819	208.4	7	1'28.209	20.462	24.382	20.383	22.982	211.3
17	1'27.202	20.357	24.076	19.933	22.836	208.4	8	1'27.713	20.540	24.143	20.180	22.850	209.7
18	1'28.414	20.459	24.351	20.484	23.120	208.4	9	1'31.122 P	20.473	24.209	20.286	26.154	209.7
11th 19 Scott OGDEN VisionTrack Racing T GBR							10	6'41.943	19.907	24.957	20.561	23.094	
Runs=2 Total laps=20 Full laps=14							11	1'28.051	20.648	24.280	20.157	22.966	208.0
1	2'21.538	22.471	27.117	21.943	24.665		12	1'27.992	20.423	24.292	20.324	22.953	207.6
2	1'32.366	22.024	25.437	21.141	23.764	205.7	13	1'27.960	20.423	24.398	20.258	22.881	209.3
3	1'31.123	21.010	25.388	20.999	23.726	208.4	14	1'28.216	20.481	24.372	20.382	22.981	209.3
4	1'33.277	24.187	25.006	20.663	23.421	205.3	15	1'35.259 P	22.349	26.347	21.133	25.430	208.8
5	1'29.097 *	20.94*	24.650	20.410	23.097	208.0	16	6'56.438	31.580	26.174	20.621	23.019	
6	1'28.539	20.626	24.498	20.450	22.965	208.0	17	1'27.331	20.493	24.059	20.057	22.722	209.7
7	1'28.170	20.532	24.362	20.180	23.096	207.6	18	1'34.684	20.349	24.009	20.114	30.212	208.4
8	1'29.757	20.888	24.715	20.866	23.288	207.6	19	1'31.160	23.129	24.598	20.250	23.183	205.3
9	1'34.762 P	22.721	25.195	20.706	26.140	208.0	20	1'28.705	20.336	24.616	20.494	23.259	211.7
10	6'28.349	19.416	24.895	20.572	23.123		14th 48 Ivan ORTOLÁ Angeluss MTA Team SPA						
11	1'28.349	20.727	24.492	20.065	23.065	208.0	Runs=2 Total laps=22 Full laps=14						
12	1'30.359	20.923	24.801	21.152	23.483	207.6	1	2'41.479	22.767	26.858	21.915	24.149	
13	1'29.251	20.699	24.599	20.598	23.355	206.1	2	1'34.258	21.564	25.484	21.054	26.156	206.8
14	1'31.545	20.679	26.366	20.852	23.648	206.1	3	1'31.024	21.395	25.146	20.760	23.723	207.2
15	1'30.700 P	20.693	24.769	20.645	24.593	206.1	4	1'29.999	21.004	24.975	20.665	23.355	210.1
16	6'54.662	32.468	27.067	20.390	23.263		5	1'33.754	22.694	25.222	20.728	25.110	208.0
17	1'32.401	20.716	28.414	20.116	23.155	211.3	6	1'29.800	21.048	24.752	20.638	23.362	208.0
18	1'27.310	20.506	23.908	20.011	22.885	207.6	7	1'29.478	20.915	24.762	20.511	23.290	207.6
19	1'27.287	20.294	24.101	20.173	22.719	206.8	8	1'29.369	20.846	24.676	20.560	23.287	208.0
20	1'29.419	20.800	24.476	20.691	23.452	209.3	9	1'31.163	20.834	24.598	21.228	24.503	208.4
12th 96 Daniel HOLGADO Red Bull KTM Ajo SPA							10	1'34.961 P	21.457	25.737	21.500	26.267	206.5
Runs=2 Total laps=19 Full laps=6							11	5'14.601	23.810	25.172	20.803	23.692	
1	1'57.338	22.040	27.278	21.857	25.264		12	1'29.537	20.799	24.860	20.586	23.292	207.2
2	1'31.641 *	21.532	25.696	20.752*	23.661	205.3	13	1'29.440	20.779	24.724	20.596	23.341	208.0
3	1'30.919 *	21.294	25.475	20.688*	23.462	206.8	14	1'29.203	20.724	24.751	20.422	23.306	208.4
4	1'30.258	20.954	25.461	20.625	23.218	208.0	15	1'29.603 *	20.743	24.774	20.579	23.507*	207.6
5	1'37.275 *	22.49*	27.439	21.131	26.215	208.0	16	1'33.137 P	20.747	24.928	21.279	26.183	208.0
6	1'29.325	20.880	24.978	20.296	23.171	208.0	17	4'46.023	25.968	25.259	20.561	23.250	
7	1'32.813 *	21.229	26.020	21.293*	24.271	210.5	18	1'27.798	20.516	24.200	20.176	22.906	207.6
8	1'28.851	20.581	24.810	20.282	23.178	209.3	19	1'28.274 *	20.595	24.322	20.099*	23.258	210.1
9	1'58.139 P	41.184	28.908	21.225	26.822	210.1	20	1'31.471	20.508	26.515	20.353	24.095	212.1
10	8'54.551 *	28.289	28.820	21.356*	23.841		21	1'27.338	20.402	24.027	19.905	23.004	211.7
11	1'28.517 *	20.593	24.655	20.155	23.114*	211.3	22	1'27.791 *	20.579	24.106	20.132*	22.974	210.9
12	1'28.033 *	20.445	24.441	20.156*	22.991	211.7							
13	1'28.667 *	20.467	24.525	20.436	23.239*	212.1							
14	1'37.046 P	23.285	26.430	21.624	25.707	208.8							

Fastest Lap: Izan GUEVARA GASGAS Aspar Tea SPA **1'26.459** 20.037 24.066 19.868 22.488

These data/results cannot be reproduced, stored and/or transmitted in whole or in part by any manner of electronic, mechanical, photocopying, recording, broadcasting or otherwise now known or herein after developed without the previous express consent by the copyright owner, except for reproduction in daily press and regular printed publications on sale to the public within 60 days of the event related to those data/results and always provided that copyright symbol appears together as follows below.
© DORNA, 2022

Official MotoGP Timing by TISSOT
www.motogp.com

Sachsenring, Friday, June 17, 2022

Page 3 of 7



Free Practice Nr. 1

Moto3

Lap	Lap Time	T1	T2	T3	T4	Speed	Lap	Lap Time	T1	T2	T3	T4	Speed	
15th	5	Jaume MASIA				Red Bull KTM Ajo	SPA							
		Runs=2	Total laps=15	Full laps=6										
1	1'41.511	21.117	26.472	21.843	24.274		14	1'28.758	21.144	24.333	20.333	22.948	207.6	
2	1'30.420	21.088	25.113	20.908	23.311	206.8	15	1'31.584 P	20.605	24.713	20.857	25.409	209.7	
3	1'29.262 *	20.663	24.885	20.537	23.177*	208.8	16	7'07.708	31.054	25.246	20.614	23.171		
4	1'28.639	20.500	24.523	20.540	23.076	210.1	17	1'27.784	20.380	24.272	20.255	22.877	208.8	
unfinished						208.8	18	1'27.345 *	20.234	24.150	20.011	22.950*	209.3	
5	1'30.887 *	21.26*	25.402	21.007*	23.215		19	1'27.454	20.232	23.962	20.331	22.929	209.3	
6	1'28.944 *	20.737	24.599	20.555*	23.053	209.7	20	1'27.774	20.297	24.194	20.181	23.102	209.3	
7	1'28.615 *	20.599	24.568	20.460	22.988*	210.5								
8	1'28.736	20.504	24.572	20.505	23.155	209.3								
9	1'30.793 P	20.489	24.609	20.616	25.079	209.3								
10	7'58.793	21.783	25.142	20.889	23.255									
11	1'27.904	20.424	24.258	20.332	22.890	210.1								
12	1'27.763 *	20.324	24.224	20.290*	22.925	209.3								
13	1'27.338	20.272	24.086	20.154	22.826	209.7								
14	1'27.297 *	20.212	24.005	20.255*	22.825	208.8								
16th	44	David MUÑOZ				BOE Motorsports	SPA							
		Runs=2	Total laps=20	Full laps=12										
1	2'26.707	24.709	27.337	21.797	23.988		9	1'34.572 P	20.547	24.555	23.235	26.235	210.9	
2	1'30.502	21.120	25.296	20.755	23.331	208.4	10	5'49.259	21.238	25.302	20.975	23.490		
3	1'30.569	20.855	25.104	21.166	23.444	211.3	11	1'29.942	20.985	24.851	20.767	23.339	204.9	
4	1'29.269	20.901	24.885	20.425	23.058	213.8	12	1'29.390	20.862	24.571	20.615	23.342	206.5	
5	1'28.959 *	20.89*	24.745	20.400	22.915	211.3	13	1'29.186	20.731	24.564	20.519	23.372	207.6	
6	1'28.546	20.693	24.659	20.270	22.924	212.1	14	1'31.372 P	20.710	24.629	20.675	25.358	207.2	
7	1'28.763	20.670	24.541	20.395	23.157	208.8	15	9'22.919	36.488	25.277	20.476	23.267		
8	1'34.972 P	22.059	26.201	20.843	25.869	210.1	16	1'27.758	20.336	24.192	20.150	23.080	211.3	
9	7'24.042	21.120	24.896	21.096	24.211		17	1'27.491	20.293	24.078	20.078	23.042	211.7	
10	1'28.710	20.693	24.668	20.482	22.867	209.3	18	1'27.894	20.507	24.071	20.092	23.224	210.9	
11	1'29.596	20.926	24.794	20.854	23.022	208.0	19	1'28.082	20.584	24.143	20.184	23.171	212.1	
12	1'28.772 *	20.455	24.555	20.702	23.060*	211.3								
13	1'31.134	21.175	26.094	20.832	23.033	210.1								
14	1'28.351	20.368	24.576	20.417	22.990	212.1								
15	1'34.225 P	21.768	25.876	21.322	25.259	211.3								
16	5'59.490 *	35.645	28.951	21.061*	23.294									
17	1'31.618 *	20.612	24.622	21.076	25.308*	213.8								
18	1'29.850	20.963	24.374	20.387	24.126	208.4								
19	1'27.413	20.241	24.172	20.058	22.942	214.7								
20	1'31.141	20.346	26.539	20.862	23.394	213.0								
17th	27	Kaito TOBA				CIP Green Power	JPN							
		Runs=2	Total laps=20	Full laps=12										
1	2'18.553	21.453	26.817	22.732	25.118		10	7'13.537	22.129	24.756	20.504	23.140		
2	1'31.401 *	21.409	25.789	20.769	23.434*	207.6	11	1'28.441	20.574	24.557	20.336	22.974	210.1	
3	1'28.962	20.663	24.846	20.309	23.144	209.3	12	1'28.487	20.539	24.592	20.246	23.110	211.3	
4	1'29.279	20.932	24.791	20.188	23.368	210.5	13	1'29.971	20.637	24.680	20.814	23.840	211.3	
5	1'28.715 *	20.74*	24.667	20.273	23.034	210.5	14	1'28.755	20.650	24.585	20.437	23.083	208.0	
6	1'28.318	20.456	24.608	20.186	23.068	210.5	15	1'31.782 P	20.576	24.748	21.180	25.278	208.8	
7	1'28.271	20.531	24.533	20.195	23.012	208.4	16	5'46.537	32.765	26.091	20.551	23.143		
8	1'27.958	20.314	24.370	20.111	23.163	210.1	17	1'31.416 *	20.316	24.378	20.926	25.796*	211.3	
9	1'31.296 P	20.324	24.446	20.362	26.164	210.5	18	1'27.765	20.473	24.292	20.169	22.831	211.3	
10	6'40.653	21.549	25.488	21.020	24.077		19	1'27.528	20.348	24.372	20.044	22.764	211.7	
11	1'29.443	20.786	24.760	20.635	23.262	206.8	20	1'33.357 *	20.583	24.386	20.306	28.082*	211.3	
12	1'28.755	20.558	24.598	20.417	23.182	207.6								
13	1'28.768	20.464	24.669	20.489	23.146	208.4								
20th	10	Diogo MOREIRA				MT Helmets - MSI	BRA							
		Runs=2	Total laps=19	Full laps=11										
1	2'30.103	19.806	27.157	22.243	24.357									

Fastest Lap: Izan GUEVARA GASGAS Aspar Tea SPA **1'26.459** 20.037 24.066 19.868 22.488

These data/results cannot be reproduced, stored and/or transmitted in whole or in part by any manner of electronic, mechanical, photocopying, recording, broadcasting or otherwise now known or herein after developed without the previous express consent by the copyright owner, except for reproduction in daily press and regular printed publications on sale to the public within 60 days of the event related to those data/results and always provided that copyright symbol appears together as follows below.
© DORNA, 2022

Free Practice Nr. 1

Moto3

Lap	Lap Time	T1	T2	T3	T4	Speed	Lap	Lap Time	T1	T2	T3	T4	Speed
2	1'31.839	21.156	25.490	21.159	24.034	211.3	16	3'47.555	19.381	24.791	20.393	23.014	
3	1'29.490	20.576	24.952	20.699	23.263	210.1	17	1'28.096	20.549	24.409	20.166	22.972	208.0
4	1'29.340	20.553	24.976	20.438	23.373	211.7	18	1'27.785	20.502	24.227	20.122	22.934	208.8
5	1'29.295 *	20.62*	24.839	20.196	23.631	210.5	23rd 20 Lorenzo FELLON SIC58 Squadra Corse FRA						
6	1'28.383	20.358	24.586	20.260	23.179	210.9	Runs=2 Total laps=18 Full laps=8						
7	1'28.205	20.446	24.515	20.225	23.019	210.5	1	2'17.999	20.575	26.264	22.504	24.713	
8	1'27.935	20.241	24.442	20.302	22.950	212.5	2	1'30.691	20.996	25.162	20.886	23.647	206.8
9	1'31.863 P	20.510	25.091	21.189	25.073	213.8	3	1'29.567	20.770	24.844	20.604	23.349	208.0
10	8'18.039	21.119	25.271	20.876	25.435		4	1'29.209	20.676	24.555	20.560	23.418	206.8
11	1'28.460	20.469	24.658	20.265	23.068	210.9	5	1'29.234 *	20.68*	24.499	20.687*	23.368	206.5
12	1'28.350	20.398	24.447	20.247	23.258	211.3	6	1'29.215 *	20.809	24.624	20.225	23.557*	206.5
13	1'28.396 *	20.476	24.446	20.363	23.111*	212.1	7	1'28.257	20.507	24.327	20.184	23.239	209.3
14	1'30.660 P	20.506	24.650	20.853	24.651	210.5	8	1'33.370 P	21.357	25.914	20.907	25.192	210.9
15	6'41.393 *	39.265	27.444	20.469	23.349*		9	6'43.946	20.537	24.826	20.685	23.452	
16	1'30.510	20.606	26.324	20.383	23.197	213.8	10	1'29.280	20.676	24.457	20.773	23.374	206.1
17	1'27.649	20.358	24.277	20.085	22.929	210.9	11	1'28.867 *	20.664	24.321	20.627*	23.255	206.8
18	1'28.202 *	20.160	24.236	20.462*	23.344*	213.4	12	1'29.127	20.508	24.619	20.650	23.350	207.2
19	1'34.231	22.239	27.720	20.752	23.520	207.6	13	1'32.398 P	21.262	25.381	20.983	24.772	208.0

21st 66 Joel KELSO		CIP Green Power AUS				
		Runs=2	Total laps=17	Full laps=11		
1	2'19.040	21.415	26.910	22.824	25.038	
2	1'31.326	21.277	25.655	20.952	23.442	209.7
3	1'29.610	20.760	24.938	20.650	23.262	210.9
4	1'29.091	20.783	24.711	20.505	23.092	210.5
5	1'28.679 *	20.78*	24.530	20.270	23.097	210.1
6	1'34.581 P	20.975	24.749	22.755	26.102	212.5
7	10'32.157	19.908	25.128	20.366	22.990	
8	1'28.007	20.767	24.279	20.167	22.794	208.0
9	1'27.661	20.463	24.107	20.245	22.846	209.7
10	1'28.458	20.448	24.195	20.703	23.112	210.1
11	1'32.331	22.337	25.374	21.037	23.583	209.7
12	1'30.303 P	20.339	24.255	20.321	25.388	211.7
13	7'23.111	29.080	26.403	21.079	23.251	
14	1'28.629	20.564	24.512	20.435	23.118	208.0
15	1'34.307	22.431	27.499	20.926	23.451	208.4
16	1'32.061	20.649	24.780	21.298	25.334	212.1
17	1'28.714	20.579	24.469	20.510	23.156	208.4

22nd 99 Carlos TATAY		CFMOTO Racing Pru SPA				
		Runs=3	Total laps=18	Full laps=10		
1	2'39.036	22.312	28.747	22.917	25.462	
2	1'35.203	22.267	26.370	21.763	24.803	206.5
3	1'32.429	21.484	25.689	21.300	23.956	206.1
4	1'31.179	21.262	25.419	20.888	23.610	207.2
5	1'30.250	20.924	25.023	20.838	23.465	209.3
6	1'29.474	20.832	24.772	20.569	23.301	207.6
7	1'29.220	20.651	24.638	20.528	23.403	208.0
8	1'33.909 P	20.784	24.909	21.558	26.658	206.8
9	5'47.337	20.850	25.507	20.802	23.329	
10	1'28.988 *	20.811	24.574	20.361	23.242*	207.6
11	1'28.868	20.703	24.487	20.460	23.218	207.6
12	1'28.438	20.614	24.344	20.323	23.157	206.8
13	1'32.793 P	21.377	25.298	21.236	24.882	208.0
14	6'43.596	20.965	25.332	20.884	23.182	
15	1'28.996 P	20.507	24.546	20.633	23.310	207.2

24th 18 Matteo BERTELLE		QJMotor Avintia Racin ITA				
		Runs=2	Total laps=22	Full laps=15		
14	9'48.737	34.157	27.521	21.157	23.140	
15	1'28.059 *	20.404	24.048	20.492*	23.115	206.8
16	1'27.869	20.606	23.977	20.164	23.122	206.1
17	1'34.294 *	21.126	26.702	22.957	23.509*	206.5
18	1'28.550	20.757	24.349	20.250	23.194	208.8

25th 23 Elia BARTOLINI		QJMotor Avintia Racin ITA				
		Runs=2	Total laps=20	Full laps=12		
1	2'07.245	25.711	27.483	22.331	24.944	
2	1'33.189	22.000	25.876	21.146	24.167	205.7
3	1'31.529	21.121	25.493	20.991	23.924	206.1
4	1'30.297	20.932	25.122	20.742	23.501	206.1
5	1'29.805 *	20.82*	24.823	20.656	23.497	207.2
6	1'29.604	20.668	24.773	20.744	23.419	210.9
7	1'29.236	20.502	24.624	20.712	23.398	210.1
8	1'29.095	20.866	24.556	20.410	23.263	208.0
9	1'34.356 P	21.258	26.618	21.250	25.230	209.3
10	6'01.291	23.388	27.741	21.313	23.663	
11	1'29.291	20.798	24.658	20.534	23.301	204.9
12	1'28.711	20.646	24.500	20.426	23.139	207.2
13	1'28.549	20.554	24.454	20.345	23.196	208.4
14	1'28.727	20.537	24.386	20.404	23.400	208.4
15	1'28.971	20.645	24.515	20.450	23.361	207.2
16	1'28.707	20.568	24.403	20.330	23.406	206.1
17	1'33.970 P	21.182	26.134	21.234	25.420	206.1
18	4'49.174	27.375	25.483	20.525	23.233	
19	1'28.595	20.561	24.417	20.374	23.243	209.7
20	1'28.610	20.553	24.413	20.358	23.286	208.4
21	1'28.412	20.545	24.339	20.268	23.260	207.2
22	1'28.375 *	20.566	24.335	20.293	23.181*	205.7

Fastest Lap: Izan GUEVARA GASGAS Aspar Tea SPA **1'26.459** 20.037 24.066 19.868 22.488

These data/results cannot be reproduced, stored and/or transmitted in whole or in part by any manner of electronic, mechanical, photocopying, recording, broadcasting or otherwise now known or herein after developed without the previous express consent by the copyright owner, except for reproduction in daily press and regular printed publications on sale to the public within 60 days of the event related to those data/results and always provided that copyright symbol appears together as follows below.
© DORNA, 2022

Official MotoGP Timing by TISSOT
www.motogp.com

Sachsenring, Friday, June 17, 2022

Page 5 of 7



Free Practice Nr. 1

Moto3

Lap	Lap Time	T1	T2	T3	T4	Speed	Lap	Lap Time	T1	T2	T3	T4	Speed
5	1'31.173 *	21.16*	25.250	21.039*	23.720	207.2	19	1'32.856	21.700	26.600	21.045	23.511	206.1
6	1'29.760	20.897	24.947	20.619	23.297	208.0	20	1'32.222	21.283	25.775	20.945	24.219	205.3
7	1'29.936	20.814	24.800	20.919	23.403	209.3	21	1'31.763	22.397	25.365	20.651	23.350	206.1
8	1'29.870	20.780	24.904	20.782	23.404	208.4	28th 72 Taiyo FURUSATO Honda Team Asia JPN						
9	1'31.818 P	20.607	24.710	20.749	25.752	211.7	Runs=2 Total laps=19 Full laps=11						
10	7'16.148	20.276	25.569	21.170	23.715		1	2'07.460	23.971	27.287	22.783	25.261	
11	1'31.276	20.951	25.360	21.017	23.948	206.1	2	1'33.437	21.698	26.306	21.432	24.001	208.8
12	1'30.473	20.771	25.109	21.014	23.579	206.5	3	1'31.362	21.137	25.542	20.952	23.731	209.7
13	1'29.604	20.754	24.972	20.578	23.300	206.1	4	1'30.363	20.975	25.160	20.863	23.365	209.7
14	1'29.848	20.795	24.967	20.753	23.333	206.8	5	1'30.287 *	20.87*	24.988	20.862*	23.562	210.1
15	1'30.326	20.935	24.978	20.919	23.494	207.2	6	1'33.104 P	20.917	25.092	21.105	25.990	210.5
16	1'29.773	20.823	24.831	20.787	23.332	206.5	7	7'47.273	22.233	25.722	21.119	23.592	
17	1'31.608 P	20.963	25.295	21.103	24.247	206.1	8	1'30.039	20.912	25.056	20.729	23.342	206.8
18	5'29.162	21.349	25.427	21.158	23.449		9	1'29.569	20.705	24.967	20.658	23.239	206.8
19	1'28.458	20.457	24.307	20.508	23.186	210.9	10	1'29.233	20.772	24.747	20.604	23.110	206.5
20	1'28.708	20.462	24.449	20.629	23.168	207.2	11	1'29.437	20.917	24.777	20.551	23.192	207.2
26th 67 Alberto SURRA Rivacold Snipers Tea ITA							12	1'28.858	20.670	24.685	20.421	23.082	209.7
Runs=2 Total laps=16 Full laps=10							13	1'28.871 *	20.621	24.623	20.491*	23.136	209.7
1	2'21.918	23.021	26.549	21.776	24.302		14	1'32.632 P	20.792	24.701	20.995*	26.144	208.0
2	1'31.894	21.441	25.572	21.162	23.719	207.2	15	7'19.272	29.561	26.262	21.741	23.601	
3	1'31.349	21.323	25.343	20.972	23.711	203.7	16	1'29.312 *	20.756	24.697	20.698	23.161*	209.3
4	1'31.526 P	21.048	25.524	21.297	23.657	205.3	17	1'29.517	20.713	24.816	20.618	23.370	209.7
5	6'00.483	20.632	25.125	20.993	23.440		18	1'28.673	20.607	24.526	20.503	23.037	211.7
6	1'29.895	20.806	24.857	20.833	23.399	206.1	19	1'30.593	20.731	24.519	21.630	23.713	210.1
7	1'29.800	20.816	24.729	20.780	23.475	203.7	29th 64 Mario AJI Honda Team Asia INA						
8	1'30.278	20.763	25.080	21.005	23.430	203.7	Runs=1 Total laps=20 Full laps=14						
9	1'32.222	22.479	25.810	20.690	23.243	203.7	1	2'15.331	26.116	27.539	23.469	26.176	
10	1'29.142	20.650	24.626	20.613	23.253	206.1	2	1'32.221	21.543	25.602	21.493	23.583	201.8
11	1'33.967 P	21.740	25.987	21.169	25.071	202.6	3	1'30.828	21.209	24.847	21.160	23.612	205.3
12	13'18.995	31.712	26.028	20.872	23.224		4	1'29.913	21.081	24.559	20.612	23.661	205.7
13	1'29.238	20.659	24.620	20.793	23.166	207.2	5	1'29.229 *	20.93*	24.584	20.494	23.220	206.1
14	1'28.993	20.626	24.591	20.513	23.263	208.0	6	1'29.092	21.016	24.404	20.490	23.182	205.7
15	1'28.519	20.690	24.216	20.418	23.195	204.1	7	1'31.472	20.863	24.359	21.678	24.572	204.5
16	1'38.925 *	29.930	24.850	20.714*	23.431	206.1	8	1'30.315	20.975	24.672	21.112	23.556	203.7
27th 70 Joshua WHATLEY VisionTrack Racing T GBR							9	1'29.355	20.900	24.390	20.678	23.387	203.7
Runs=2 Total laps=21 Full laps=15							10	1'29.579	20.902	24.505	20.843	23.329	203.0
1	2'00.050	22.085	26.872	23.147	25.132		11	1'32.945	21.138	26.131	21.988	23.688	203.0
2	1'35.291	21.665	25.682	23.305	24.639	203.3	12	1'29.873	20.916	24.714	20.839	23.404	202.2
3	1'32.942	21.324	25.833	21.811	23.974	204.5	13	1'29.874	20.980	24.505	21.038	23.351	201.8
4	1'32.280	22.095	25.020	21.162	24.003	205.7	14	1'40.877 P	23.621	27.424	23.370	26.462	200.0
5	1'30.296 *	21.01*	24.789	20.775	23.714	204.1	15	10'35.869	20.316	24.969	21.103	23.347	
6	1'29.933	20.864	24.849	20.686	23.534	203.3	16	1'29.112	20.841	24.350	20.657	23.264	202.6
7	1'31.281	20.925	24.733	21.318	24.305	203.7	17	1'29.189 *	20.884	24.426	20.723*	23.156	203.7
8	1'29.669	20.656	24.660	20.802	23.551	207.2	18	1'28.835	20.703	24.326	20.590	23.216	204.9
9	1'33.360 P	20.664	24.596	22.709	25.391	208.8	19	1'28.685 *	20.755	24.396	20.368*	23.166	204.1
10	6'42.270	19.541	24.852	20.591	23.371		20	1'28.678	20.818	24.366	20.400	23.094	203.3
11	1'28.993	20.732	24.559	20.345	23.357	206.1	30th 22 Ana CARRASCO BOE Motorsports SPA						
12	1'29.685	20.788	24.786	20.713	23.398	205.3	Runs=2 Total laps=20 Full laps=15						
13	1'29.649	20.990	24.789	20.526	23.344	209.3	1	2'31.435	25.508	28.302	23.803	25.327	
14	1'29.131	20.724	24.537	20.549	23.321	205.7	2	1'35.441	22.382	26.295	22.198	24.566	206.1
15	1'35.608	23.990	26.959	21.167	23.492	204.5	3	1'33.182	21.678	25.587	21.737	24.180	207.2
16	1'32.462 P	21.936	25.017	20.843	24.666	203.7	4	1'32.066	21.334	25.298	21.558	23.876	207.6
17	5'11.767	29.193	26.114	21.172	23.357		5	1'31.963	21.333	25.481	21.350	23.799	208.0
18	1'28.536	20.725	24.360	20.293	23.158	205.3							

Fastest Lap: Izan GUEVARA GASGAS Aspar Tea SPA 1'26.459 20.037 24.066 19.868 22.488

These data/results cannot be reproduced, stored and/or transmitted in whole or in part by any manner of electronic, mechanical, photocopying, recording, broadcasting or otherwise now known or herein after developed without the previous express consent by the copyright owner, except for reproduction in daily press and regular printed publications on sale to the public within 60 days of the event related to those data/results and always provided that copyright symbol appears together as follows below.
© DORNA, 2022



Free Practice Nr. 1

Moto3

Lap	Lap Time	T1	T2	T3	T4	Speed	Lap	Lap Time	T1	T2	T3	T4	Speed
6	1'31.307	21.188	25.181	21.241	23.697	207.6							
7	1'31.527	21.118	25.190	21.227	23.992	208.0							
8	1'30.997	21.263	24.988	21.135	23.611	205.3							
9	1'32.755 P	21.207	24.991	21.233	25.324	208.0							
10	6'03.529	21.674	25.506	21.368	23.741								
11	1'30.787	21.028	25.174	21.002	23.583	208.4							
12	1'30.832	21.051	24.933	21.152	23.696	208.4							
13	1'31.043	21.406	25.177	20.978	23.482	206.5							
14	1'30.343	20.926	25.031	20.846	23.540	209.7							
15	1'32.671 P	21.044	24.971	21.091	25.565	209.3							
16	6'52.391	32.285	27.475	21.134	24.136								
17	1'30.290	20.855	24.882	21.004	23.549	211.3							
18	1'29.479	20.764	24.673	20.661	23.381	210.5							
19	1'29.665	20.641	24.730	20.805	23.489	210.5							
20	1'29.716	21.074	24.682	20.678	23.282	209.7							

Fastest Lap: Izan GUEVARA	GASGAS Aspar Tea	SPA	1'26.459	20.037	24.066	19.868	22.488
----------------------------------	------------------	-----	-----------------	--------	--------	--------	--------

These data/results cannot be reproduced, stored and/or transmitted in whole or in part by any manner of electronic, mechanical, photocopying, recording, broadcasting or otherwise now known or herein after developed without the previous express consent by the copyright owner, except for reproduction in daily press and regular printed publications on sale to the public within 60 days of the event related to those data/results and always provided that copyright symbol appears together as follows below.

© DORNA, 2022

Official MotoGP Timing by **TISSOT**
www.motogp.com


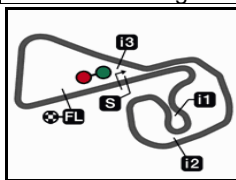
Sachsenring, Friday, June 17, 2022

Page 7 of 7

motogp



Sachsenring

Results and timing service provided by  TISSOT

3671 m.

LIQUI MOLY MOTORRAD GRAND PRIX DEUTSCHLAND

Free Practice Nr. 1

Best Partial Times

Moto3™

IT Ideal Lap Time, sum of the best partial times*BT* Best Lap Time


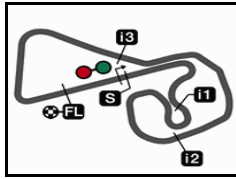
<i>T1</i>		<i>T2</i>		<i>T3</i>		<i>T4</i>				<i>IT</i>	<i>BT</i>	
Pos	Rider	Time	Rider	Time	Rider	Time	Rider	Time	Pos	Rider	<i>IT</i>	<i>BT</i>
1	I.GUEVARA	20.037	D.FOGGIA	23.841	S.GARCIA	19.752	I.GUEVARA	22.488	1	I.GUEVARA	1'26.367	1'26.459 (1)
2	D.FOGGIA	20.080	J.MCPHEE	23.880	I.GUEVARA	19.841	T.SUZUKI	22.576	2	J.MCPHEE	1'26.536	1'26.691 (2)
3	J.MCPHEE	20.102	S.OGDEN	23.908	J.MCPHEE	19.844	A.SASAKI	22.618	3	S.GARCIA	1'26.645	1'26.941 (5)
4	S.GARCIA	20.133	R.YAMANAKA	23.919	D.ÖNCÜ	19.848	S.GARCIA	22.666	4	D.FOGGIA	1'26.725	1'26.795 (3)
5	D.MOREIRA	20.160	A.SASAKI	23.951	R.YAMANAKA	19.903	J.MCPHEE	22.710	5	D.ÖNCÜ	1'26.856	1'26.856 (4)
6	J.MASIA	20.212	A.FERNANDEZ	23.960	I.ORTOLÁ	19.905	S.OGDEN	22.719	6	R.YAMANAKA	1'26.857	1'26.993 (7)
7	R.YAMANAKA	20.232	K.TOBA	23.962	R.ROSSI	19.933	A.MIGNO	22.722	7	T.SUZUKI	1'26.862	1'27.043 (8)
8	T.SUZUKI	20.232	L.FELLON	23.977	A.FERNANDEZ	19.953	A.FERNANDEZ	22.724	8	A.SASAKI	1'26.903	1'26.963 (6)
9	K.TOBA	20.232	D.ÖNCÜ	23.995	D.HOLGADO	19.953	R.ROSSI	22.753	9	S.OGDEN	1'26.932	1'27.287 (11)
10	D.MUÑOZ	20.241	I.GUEVARA	24.001	T.SUZUKI	19.993	D.FOGGIA	22.754	10	A.FERNANDEZ	1'26.987	1'27.162 (9)
11	D.ÖNCÜ	20.258	J.MASIA	24.005	A.SASAKI	20.004	D.ÖNCÜ	22.755	11	K.TOBA	1'27.082	1'27.454 (17)
12	X.ARTIGAS	20.293	A.MIGNO	24.009	S.OGDEN	20.011	S.NEPA	22.764	12	R.ROSSI	1'27.119	1'27.202 (10)
13	S.OGDEN	20.294	I.ORTOLÁ	24.027	K.TOBA	20.011	D.HOLGADO	22.774	13	A.MIGNO	1'27.124	1'27.331 (13)
14	S.NEPA	20.316	T.SUZUKI	24.061	S.NEPA	20.044	J.KELSO	22.794	14	J.MASIA	1'27.196	1'27.338 (15)
15	A.SASAKI	20.330	X.ARTIGAS	24.071	D.FOGGIA	20.050	R.YAMANAKA	22.803	15	I.ORTOLÁ	1'27.240	1'27.338 (14)
16	A.MIGNO	20.336	R.ROSSI	24.076	A.MIGNO	20.057	J.MASIA	22.825	16	D.HOLGADO	1'27.303	1'27.303 (12)
17	J.KELSO	20.339	S.GARCIA	24.094	D.MUÑOZ	20.058	D.MUÑOZ	22.867	17	D.MUÑOZ	1'27.338	1'27.413 (16)
18	D.HOLGADO	20.349	J.KELSO	24.107	X.ARTIGAS	20.078	K.TOBA	22.877	18	J.KELSO	1'27.407	1'27.661 (21)
19	A.FERNANDEZ	20.350	D.MUÑOZ	24.172	D.MOREIRA	20.085	I.ORTOLÁ	22.906	19	D.MOREIRA	1'27.410	1'27.649 (20)
20	R.ROSSI	20.357	A.SURRA	24.216	C.TATAY	20.122	D.MOREIRA	22.929	20	S.NEPA	1'27.416	1'27.528 (19)
21	I.ORTOLÁ	20.402	D.HOLGADO	24.227	J.MASIA	20.154	C.TATAY	22.934	21	X.ARTIGAS	1'27.484	1'27.491 (18)
22	L.FELLON	20.404	C.TATAY	24.227	L.FELLON	20.164	T.FURUSATO	23.037	22	L.FELLON	1'27.660	1'27.869 (23)
23	E.BARTOLINI	20.457	D.MOREIRA	24.236	J.KELSO	20.167	X.ARTIGAS	23.042	23	C.TATAY	1'27.785	1'27.785 (22)
24	M.BERTELLE	20.502	S.NEPA	24.292	M.BERTELLE	20.268	M.AJI	23.094	24	M.BERTELLE	1'28.244	1'28.412 (24)

These data/results cannot be reproduced, stored and/or transmitted in whole or in part by any manner of electronic, mechanical, photocopying, recording, broadcasting or otherwise now known or herein after developed without the previous express consent by the copyright owner, except for reproduction in daily press and regular printed publications on sale to the public within 60 days of the event related to those data/results and always provided that copyright symbol appears together as follows below.
© DORNA, 2022

Official MotoGP Timing by TISSOT
www.motogp.com



Sachsenring

Results and timing service provided by  TISSOT

3671 m.

LIQUI MOLY MOTORRAD GRAND PRIX DEUTSCHLAND

Free Practice Nr. 1

Best Partial Times

Moto3™

IT Ideal Lap Time, sum of the best partial times*BT* Best Lap Time


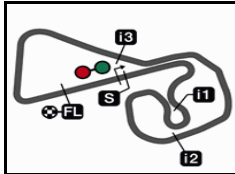
T1		T2		T3		T4				<i>IT</i>	<i>BT</i>	
<i>Pos</i>	<i>Rider</i>	<i>Time</i>	<i>Rider</i>	<i>Time</i>	<i>Rider</i>	<i>Time</i>	<i>Rider</i>	<i>Time</i>	<i>Pos</i>	<i>Rider</i>		
25	C.TATAY	20.502	E.BARTOLINI	24.307	J.WHATLEY	20.293	L.FELLON	23.115	25	A.SURRA	1'28.426	1'28.519 (26)
26	T.FURUSATO	20.607	M.AJI	24.326	M.AJI	20.400	M.BERTELLE	23.139	26	E.BARTOLINI	1'28.440	1'28.458 (25)
27	A.SURRA	20.626	M.BERTELLE	24.335	A.SURRA	20.418	J.WHATLEY	23.158	27	J.WHATLEY	1'28.467	1'28.536 (27)
28	A.CARRASCO	20.641	J.WHATLEY	24.360	T.FURUSATO	20.421	A.SURRA	23.166	28	M.AJI	1'28.523	1'28.678 (29)
29	J.WHATLEY	20.656	T.FURUSATO	24.519	E.BARTOLINI	20.508	E.BARTOLINI	23.168	29	T.FURUSATO	1'28.584	1'28.673 (28)
30	M.AJI	20.703	A.CARRASCO	24.673	A.CARRASCO	20.661	A.CARRASCO	23.282	30	A.CARRASCO	1'29.257	1'29.479 (30)

These data/results cannot be reproduced, stored and/or transmitted in whole or in part by any manner of electronic, mechanical, photocopying, recording, broadcasting or otherwise now known or herein after developed without the previous express consent by the copyright owner, except for reproduction in daily press and regular printed publications on sale to the public within 60 days of the event related to those data/results and always provided that copyright symbol appears together as follows below.
© DORNA, 2022

Official MotoGP Timing by TISSOT
www.motogp.com




Sachsenring

Results and timing service provided by **Moto3™**

3671 m.

LIQUI MOLY MOTORRAD GRAND PRIX DEUTSCHLAND**Free Practice Nr. 1****Fastest Laps Sequence**

<i>Practice Time</i>	 <i>Rider</i>	<i>Nation</i>	<i>Motorcycle</i>	<i>Time</i>	<i>Km/h</i>	<i>Rider's Lap</i>
3'11.931	5 Jaime MASIA	SPA	KTM	1'30.420	146.1	2
3'47.247	53 Deniz ÖNCÜ	TUR	KTM	1'30.195	146.5	2
4'32.837	28 Izan GUEVARA	SPA	GASGAS	1'29.331	147.9	2
5'16.062	53 Deniz ÖNCÜ	TUR	KTM	1'28.815	148.7	3
6'01.403	28 Izan GUEVARA	SPA	GASGAS	1'28.566	149.2	3
6'44.352	53 Deniz ÖNCÜ	TUR	KTM	1'28.290	149.6	4
7'29.491	28 Izan GUEVARA	SPA	GASGAS	1'28.088	150.0	4
8'57.210	28 Izan GUEVARA	SPA	GASGAS	1'27.719	150.6	5
10'24.856	28 Izan GUEVARA	SPA	GASGAS	1'27.646	150.7	6
11'52.322	28 Izan GUEVARA	SPA	GASGAS	1'27.466	151.0	7
27'27.031	28 Izan GUEVARA	SPA	GASGAS	1'27.465	151.0	13
28'54.418	28 Izan GUEVARA	SPA	GASGAS	1'27.387	151.2	14
35'49.372	53 Deniz ÖNCÜ	TUR	KTM	1'26.856	152.1	17
37'19.589	17 John MCPHEE	GBR	HUSQVARNA	1'26.691	152.4	17
38'35.409	28 Izan GUEVARA	SPA	GASGAS	1'26.635	152.5	17
40'01.868	28 Izan GUEVARA	SPA	GASGAS	1'26.459	152.8	18

These data/results cannot be reproduced, stored and/or transmitted in whole or in part by any manner of electronic, mechanical, photocopying, recording, broadcasting or otherwise now known or herein after developed without the previous express consent by the copyright owner, except for reproduction in daily press and regular printed publications on sale to the public within 60 days of the event related to those data/results and always provided that copyright symbol appears together as follows below.

© DORNA, 2022

Official MotoGP Timing by TISSOT
www.motogp.com

Sachsenring, Friday, June 17, 2022