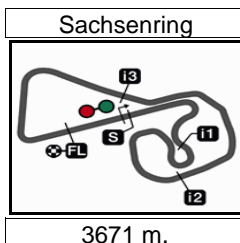


LIQUI MOLY MOTORRAD GRAND PRIX DEUTSCHLAND


Free Practice Nr. 3

Classification

10



3671 m.

		Rider	Nation	Team	Motorcycle	Time	Lap Total	Gap	Top Speed
1	28	Izan GUEVARA	SPA	GASGAS Aspar Team	GASGAS	1'25.925	15 20		214.7
2	71	Ayumu SASAKI	JPN	Sterilgarda Husqvarna Max	HUSQVARNA	1'26.101	8 12	0.176 0.176	215.5
3	44	David MUÑOZ	SPA	BOE Motorsports	KTM	1'26.310	16 19	0.385 0.209	215.1
4	19	Scott OGDEN	GBR	VisionTrack Racing Team	HONDA	1'26.314	11 13	0.389 0.004	211.7
5	11	Sergio GARCIA	SPA	GASGAS Aspar Team	GASGAS	1'26.402	17 20	0.477 0.088	215.5
6	6	Ryusei YAMANAKA	JPN	MT Helmets - MSI	KTM	1'26.410	13 16	0.485 0.008	215.1
7	17	John MCPHEE	GBR	Sterilgarda Husqvarna Max	HUSQVARNA	1'26.446	14 16	0.521 0.036	216.0
8	7	Dennis FOGGIA	ITA	Leopard Racing	HONDA	1'26.512	16 19	0.587 0.066	213.4
9	5	Jaume MASIA	SPA	Red Bull KTM Ajo	KTM	1'26.547	17 19	0.622 0.035	213.0
10	24	Tatsuki SUZUKI	JPN	Leopard Racing	HONDA	1'26.602	16 19	0.677 0.055	213.8
11	16	Andrea MIGNO	ITA	Rivacold Snipers Team	HONDA	1'26.636	15 15	0.711 0.034	214.2
12	96	Daniel HOLGADO	SPA	Red Bull KTM Ajo	KTM	1'26.643	17 17	0.718 0.007	214.2
13	99	Carlos TATAY	SPA	CFMOTO Racing PruestelGP	CFMOTO	1'26.656	19 19	0.731 0.013	212.1
14	53	Deniz ÖNCÜ	TUR	Red Bull KTM Tech3	KTM	1'26.659	14 19	0.734 0.003	214.7
15	54	Riccardo ROSSI	ITA	SIC58 Squadra Corse	HONDA	1'26.700	15 17	0.775 0.041	212.5
16	82	Stefano NEPA	ITA	Angeluss MTA Team	KTM	1'26.773	18 18	0.848 0.073	216.8
17	48	Ivan ORTOLÁ	SPA	Angeluss MTA Team	KTM	1'26.781	18 23	0.856 0.008	210.9
18	10	Diogo MOREIRA	BRA	MT Helmets - MSI	KTM	1'26.818	9 17	0.893 0.037	214.7
19	66	Joel KELSO	AUS	CIP Green Power	KTM	1'26.868	13 16	0.943 0.050	211.7
20	43	Xavier ARTIGAS	SPA	CFMOTO Racing PruestelGP	CFMOTO	1'26.980	16 16	1.055 0.112	216.4
21	20	Lorenzo FELLON	FRA	SIC58 Squadra Corse	HONDA	1'26.989	7 14	1.064 0.009	211.7
22	27	Kaito TOBA	JPN	CIP Green Power	KTM	1'26.992	19 19	1.067 0.003	214.7
23	72	Taiyo FURUSATO	JPN	Honda Team Asia	HONDA	1'27.069	18 18	1.144 0.077	214.7
24	70	Joshua WHATLEY	GBR	VisionTrack Racing Team	HONDA	1'27.098	11 13	1.173 0.029	208.8
25	18	Matteo BERTELLE	ITA	QJMotor Avintia Racing Team	KTM	1'27.160	19 19	1.235 0.062	210.1
26	31	Adrian FERNANDEZ	SPA	Red Bull KTM Tech3	KTM	1'27.182	12 17	1.257 0.022	214.2
27	64	Mario AJI	INA	Honda Team Asia	HONDA	1'27.268	12 18	1.343 0.086	208.0
28	67	Alberto SURRA	ITA	Rivacold Snipers Team	HONDA	1'27.336	16 19	1.411 0.068	208.0
29	23	Elia BARTOLINI	ITA	QJMotor Avintia Racing Team	KTM	1'27.475	6 18	1.550 0.139	213.0
30	22	Ana CARRASCO	SPA	BOE Motorsports	KTM	1'28.678	13 19	2.753 1.203	212.5

Practice condition: **Dry**Air: **27°**Humidity: **31%**Ground: **33°**

Fastest Lap:	Lap: 15	Izan GUEVARA	1'25.925	153.8 Km/h
Best Race Lap:	2019	Can ÖNCÜ	1'26.714	152.4 Km/h
All Time Lap Record:	2022	Izan GUEVARA	1'25.925	153.8 Km/h

The results are provisional until the end of the limit for protest and appeals.

Time limit for protest expires 30' after publication of the results - Time:

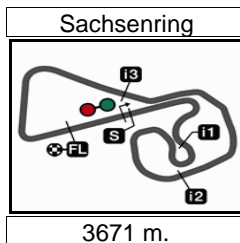
These data/results cannot be reproduced, stored and/or transmitted in whole or in part by any manner of electronic, mechanical, photocopying, recording, broadcasting or otherwise now known or herein after developed without the previous express consent by the copyright owner, except for reproduction in daily press and regular printed publications on sale to the public within 60 days of the event related to those data/results and always provided that copyright symbol appears together as follows below.

© DORNA, 2022

Official MotoGP Timing by TISSOT
www.motogp.com

Sachsenring, Saturday, June 18, 2022





Results and timing service provided by TISSOT

Moto3™

LIQUI MOLY MOTORRAD GRAND PRIX DEUTSCHLAND

Free Practice Nr. 3

Combined Free Practice Times

11

		Rider	Nation	Team	MOTORCYCLE	FP1	FP2	FP3	Gap
1	28	I.GUEVARA	SPA	GASGAS Aspar Team	GASGAS	1'26.459 18	1'26.591 20	1'25.925 15	
2	71	A.SASAKI	JPN	Sterilgarda Husqvarna Max	HUSQVARNA	1'26.963 16	1'27.048 9	1'26.101 8	0.176 0.176
3	44	D.MUÑOZ	SPA	BOE Motorsports	KTM	1'27.413 19	1'26.883 18	1'26.310 16	0.385 0.209
4	19	S.OGDEN	GBR	VisionTrack Racing Team	HONDA	1'27.287 19	1'26.962 16	1'26.314 11	0.389 0.004
5	24	T.SUZUKI	JPN	Leopard Racing	HONDA	1'27.043 18	1'26.363 17	1'26.602 16	0.438 0.049
6	11	S.GARCIA	SPA	GASGAS Aspar Team	GASGAS	1'26.941 22	1'26.983 17	1'26.402 17	0.477 0.039
7	6	R.YAMANAKA	JPN	MT Helmets - MSI	KTM	1'26.993 15	1'26.873 15	1'26.410 13	0.485 0.008
8	17	J.MCPHEE	GBR	Sterilgarda Husqvarna Max	HUSQVARNA	1'26.691 17	1'26.816 16	1'26.446 14	0.521 0.036
9	7	D.FOGGIA	ITA	Leopard Racing	HONDA	1'26.795 22	1'26.525 17	1'26.512 16	0.587 0.066
10	5	J.MASIA	SPA	Red Bull KTM Ajo	KTM	1'27.338 13	1'26.902 18	1'26.547 17	0.622 0.035
11	66	J.KELSO	AUS	CIP Green Power	KTM	1'27.661 9	1'26.608 14	1'26.868 13	0.683 0.061
12	16	A.MIGNO	ITA	Rivacold Snipers Team	HONDA	1'27.331 17	1'26.933 17	1'26.636 15	0.711 0.028
13	96	D.HOLGADO	SPA	Red Bull KTM Ajo	KTM	1'27.303 17	1'26.892 17	1'26.643 17	0.718 0.007
14	99	C.TATAY	SPA	CFMOTO Racing PruestelGP	CFMOTO	1'27.785 18	1'27.590 12	1'26.656 19	0.731 0.013
15	53	D.ÖNCÜ	TUR	Red Bull KTM Tech3	KTM	1'26.856 17	1'27.178 21	1'26.659 14	0.734 0.003
16	54	R.ROSSI	ITA	SIC58 Squadra Corse	HONDA	1'27.202 17	1'27.116 15	1'26.700 15	0.775 0.041
17	20	L.FELLON	FRA	SIC58 Squadra Corse	HONDA	1'27.869 16	1'26.768 12	1'26.989 7	0.843 0.068
18	82	S.NEPA	ITA	Angeluss MTA Team	KTM	1'27.528 19	1'26.842 17	1'26.773 18	0.848 0.005
19	48	I.ORTOLÁ	SPA	Angeluss MTA Team	KTM	1'27.338 21	1'28.101 17	1'26.781 18	0.856 0.008
20	10	D.MOREIRA	BRA	MT Helmets - MSI	KTM	1'27.649 17	1'26.890 14	1'26.818 9	0.893 0.037
21	18	M.BERTELLE	ITA	QJMotor Avintia Racing Team	KTM	1'28.412 21	1'26.941 18	1'27.160 19	1.016 0.123
22	43	X.ARTIGAS	SPA	CFMOTO Racing PruestelGP	CFMOTO	1'27.491 17	1'27.523 16	1'26.980 16	1.055 0.039
23	27	K.TOBA	JPN	CIP Green Power	KTM	1'27.454 19	1'27.439 13	1'26.992 19	1.067 0.012
24	72	T.FURUSATO	JPN	Honda Team Asia	HONDA	1'28.673 18	1'27.843 10	1'27.069 18	1.144 0.077
25	70	J.WHATLEY	GBR	VisionTrack Racing Team	HONDA	1'28.536 18	1'27.822 11	1'27.098 11	1.173 0.029
26	31	A.FERNANDEZ	SPA	Red Bull KTM Tech3	KTM	1'27.162 18	1'27.419 17	1'27.182 12	1.237 0.064
27	64	M.AJI	INA	Honda Team Asia	HONDA	1'28.678 20	1'27.841 6	1'27.268 12	1.343 0.106
28	67	A.SURRA	ITA	Rivacold Snipers Team	HONDA	1'28.519 15	1'27.841 15	1'27.336 16	1.411 0.068
29	23	E.BARTOLINI	ITA	QJMotor Avintia Racing Team	KTM	1'28.458 19	1'29.095 8	1'27.475 6	1.550 0.139
30	22	A.CARRASCO	SPA	BOE Motorsports	KTM	1'29.479 18	1'28.980 14	1'28.678 13	2.753 1.203

Pole Position Record:	2019	Ayumu SASAKI	1'26.135	153.4 Km/h
Best Race Lap:	2019	Can ÖNCÜ	1'26.714	152.4 Km/h
All Time Lap Record:	2022	Izan GUEVARA	1'25.925	153.8 Km/h

The results are provisional until the end of the limit for protest and appeals.

Time limit for protest expires 60' after publication of the results - Time:

These data/results cannot be reproduced, stored and/or transmitted in whole or in part by any manner of electronic, mechanical, photocopying, recording, broadcasting or otherwise now known or herein after developed without the previous express consent by the copyright owner, except for reproduction in daily press and regular printed publications on sale to the public within 60 days of the event related to those data/results and always provided that copyright symbol appears together as follows below.

© DORNA, 2022

Official MotoGP Timing by TISSOT
www.motogp.com

Sachsenring, Saturday, June 18, 2022



LIQUI MOLY MOTORRAD GRAND PRIX DEUTSCHLAND

Free Practice Nr. 3

Top Speed & Average

12



Rider	Nation	Motorcycle	Top 5 speeds					Average	Top
82 Stefano NEPA	ITA	KTM	216.8	215.5	214.2	213.4	211.7	214.3	216.8
43 Xavier ARTIGAS	SPA	CFMOTO	216.4	214.7	213.8	213.4	213.4	214.3	216.4
17 John MCPHEE	GBR	HUSQVARNA	216.0	213.8	213.0	213.0	212.5	213.7	216.0
11 Sergio GARCIA	SPA	GASGAS	215.5	214.2	213.8	213.4	213.4	214.1	215.5
71 Ayumu SAKAI	JPN	HUSQVARNA	215.5	214.2	214.2	212.5	211.7	213.6	215.5
6 Ryusei YAMANAKA	JPN	KTM	215.1	212.5	212.1	212.1	211.3	212.6	215.1
44 David MUÑOZ	SPA	KTM	215.1	214.7	214.2	213.8	213.8	214.2	215.1
10 Diogo MOREIRA	BRA	KTM	214.7	213.4	213.0	213.0	213.0	213.4	214.7
27 Kaito TOBA	JPN	KTM	214.7	214.2	213.4	211.3	210.9	212.9	214.7
28 Izan GUEVARA	SPA	GASGAS	214.7	213.4	213.0	212.5	212.5	213.1	214.7
53 Deniz ÖNCÜ	TUR	KTM	214.7	211.3	211.3	210.9	210.9	211.8	214.7
72 Taiyo FURUSATO	JPN	HONDA	214.7	214.2	213.4	213.0	212.5	213.6	214.7
16 Andrea MIGNO	ITA	HONDA	214.2	212.1	210.9	210.9	210.1	211.6	214.2
31 Adrian FERNANDEZ	SPA	KTM	214.2	213.4	211.3	211.3	210.9	212.2	214.2
96 Daniel HOLGADO	SPA	KTM	214.2	213.8	213.8	213.0	212.5	213.5	214.2
24 Tatsuki SUZUKI	JPN	HONDA	213.8	213.4	212.5	211.7	211.7	212.6	213.8
7 Dennis FOGGIA	ITA	HONDA	213.4	213.0	213.0	212.1	212.1	212.5	213.4
5 Jaume MASIA	SPA	KTM	213.0	213.0	212.5	211.7	211.7	212.4	213.0
23 Elia BARTOLINI	ITA	KTM	213.0	213.0	213.0	212.5	212.1	212.7	213.0
22 Ana CARRASCO	SPA	KTM	212.5	212.5	211.7	211.7	211.3	211.9	212.5
54 Riccardo ROSSI	ITA	HONDA	212.5	211.7	211.7	210.9	210.5	211.3	212.5
99 Carlos TATAY	SPA	CFMOTO	212.1	211.7	210.9	210.5	210.5	211.1	212.1
19 Scott OGDEN	GBR	HONDA	211.7	211.3	210.5	210.1	209.3	210.6	211.7
20 Lorenzo FELLON	FRA	HONDA	211.7	210.9	210.9	210.5	209.7	210.6	211.7
66 Joel KELSO	AUS	KTM	211.7	211.7	211.7	211.3	210.9	211.5	211.7
48 Ivan ORTOLÁ	SPA	KTM	210.9	210.1	210.1	210.1	210.1	210.2	210.9
18 Matteo BERTELLE	ITA	KTM	210.1	209.3	208.8	208.4	208.0	208.8	210.1
70 Joshua WHATLEY	GBR	HONDA	208.8	207.2	207.2	206.1	205.7	207.0	208.8
64 Mario AJI	INA	HONDA	208.0	207.6	207.6	206.8	206.5	207.3	208.0
67 Alberto SURRA	ITA	HONDA	208.0	207.6	207.6	206.8	206.8	207.4	208.0

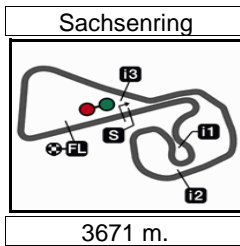
These data/results cannot be reproduced, stored and/or transmitted in whole or in part by any manner of electronic, mechanical, photocopying, recording, broadcasting or otherwise now known or herein after developed without the previous express consent by the copyright owner, except for reproduction in daily press and regular printed publications on sale to the public within 60 days of the event related to those data/results and always provided that copyright symbol appears together as follows below.

© DORNA, 2022

Official MotoGP Timing by TISSOT
www.motogp.com



Sachsenring, Saturday, June 18, 2022



Results and timing service provided by TISSOT

Moto3™

LIQUI MOLY MOTORRAD GRAND PRIX DEUTSCHLAND

Free Practice Nr. 3

Chronological Analysis of Performances

13

* Lap / Sector time cancelled T1 Time from finish line to 1st intermediate T3 Time from 2nd intermed. to 3rd intermed.
P Crossing the finish line in pit lane T2 Time from 1st intermed. to 2nd intermed. T4 Time from 3rd intermediate to finish line

Lap	Lap Time	T1	T2	T3	T4	Speed	Lap	Lap Time	T1	T2	T3	T4	Speed
1st 28 Izan GUEVARA GASGAS Aspar Tea SPA Runs=2 Total laps=20 Full laps=13							7	1'27.607	20.338	24.189	20.141	22.939	215.1
1	3'49.070	19.382	24.518	20.171	22.977		8	1'33.964 P	21.592	25.919	21.325	25.128	211.3
2	1'27.180	20.445	24.100	19.995	22.640	211.3	9	7'53.527 *	20.958	28.669	23.445	30.200*	
3	1'26.686	20.248	23.983	19.906	22.549	213.0	10	1'27.934 *	20.462	24.189	20.151*	23.132	211.3
4	1'26.833	20.210	24.145	19.872	22.606	212.5	11	1'26.968	20.195	23.978	19.959	22.836	213.8
5	1'26.673 *	20.13*	24.022	19.881	22.631	212.5	12	1'30.877	22.419	25.167	20.374	22.917	211.7
6	1'26.627	20.141	24.101	19.814	22.571	212.1	13	1'26.911	20.154	24.092	19.999	22.666	213.8
7	1'26.786	20.199	24.063	19.942	22.582	211.7	14	1'32.150 P	21.323	25.408	20.513	24.906	212.5
8	1'29.973 P	20.505	24.700	20.234*	24.534	211.3	15	6'39.100	19.631	25.663	23.435	25.656	
9	7'50.002	18.335	24.185	20.079	22.739		16	1'26.310	20.187	23.905	19.791	22.427	213.8
10	1'27.259	20.421	24.176	19.985	22.677	212.1	17	1'32.130	20.771	24.779	21.196	25.384	214.7
11	1'27.097	20.220	24.086	20.062	22.729	212.1	18	1'27.647	20.340	24.271	20.196	22.840	213.0
12	1'30.905 P	22.181	24.623	19.966*	24.135	210.9	19	1'33.199	20.319	25.431	21.080	26.369	212.5
13	3'45.625	18.113	24.060	19.791	22.563		4th 19 Scott OGDEN VisionTrack Racing T GBR Runs=2 Total laps=13 Full laps=7						
14	1'26.260	20.213	23.909	19.716	22.422	212.1	1	3'31.980	20.426	25.551	21.195	23.511	
15	1'25.925	19.941	23.829	19.713	22.442	211.7	2	1'28.931	20.636	24.022	20.736	23.537	208.0
16	1'26.031	20.047	23.854	19.690	22.440	210.9	3	1'27.695	20.469	24.054	20.176	22.996	211.3
17	1'26.102	20.037	23.835	19.731	22.499	211.3	4	1'31.634	23.375	24.507	20.390	23.362	209.3
18	1'32.773	24.874	25.352	19.944	22.603	212.5	5	1'28.582 *	20.68*	24.333	20.388	23.180	206.1
19	1'27.958 *	21.16*	24.361	19.821	22.610	214.7	6	1'27.977	20.391	24.199	20.304	23.083	206.8
20	1'26.737	20.096	23.998	19.937	22.706	213.4	7	1'32.073 P	20.384	24.409	20.858	26.422	207.2
2nd 71 Ayumu SASAKI Sterilgarda Husqvarna JPN Runs=3 Total laps=12 Full laps=5							8	9'12.734	37.081	27.465	20.890	24.023	
1	3'07.202	20.612	29.268	21.281	30.025		9	1'31.528 P	20.517	24.106	20.801	26.104	204.5
2	1'28.791	20.854	24.470	20.345	23.122	210.1	10	13'31.958	22.548	24.461	20.159	22.903	
3	1'27.985	20.465	24.380	20.135	23.005	210.9	11	1'26.314	20.111	23.627	19.734	22.842	211.7
4	1'27.458	20.398	24.081	20.092	22.887	210.1	12	1'35.767	28.002	24.610	20.166	22.989	210.5
5	1'27.610 *	20.269	24.189	20.181*	22.971	211.7	13	1'27.639	20.361	23.961	20.316	23.001	210.1
6	1'33.965 P	21.237	24.907	20.783	27.038	204.5	5th 11 Sergio GARCIA GASGAS Aspar Tea SPA Runs=2 Total laps=20 Full laps=13						
7	10'19.058	23.517	25.408	23.224	23.667		1	3'20.914	22.207	25.167	20.835	23.559	
8	1'26.101	20.166	23.704	19.736	22.495	212.5	2	1'29.044	20.899	24.620	20.389	23.136	210.1
9	1'27.527 P	20.055	23.856	19.958	23.658	214.2	3	1'28.055	20.539	24.379	20.159	22.978	213.4
10	12'59.245	21.564	24.280	19.845	22.641		4	1'28.058	20.448	24.379	20.201	23.030	213.0
11	1'26.109	20.047	23.719	19.682	22.661	214.2	5	1'27.764 *	20.47*	24.284	20.019	22.989	210.5
12	1'36.864 P	27.808	24.434	20.212	24.410	215.5	6	1'27.640 *	20.515	24.197	19.891	23.037*	211.7
3rd 44 David MUÑOZ BOE Motorsports SPA Runs=2 Total laps=19 Full laps=13							7	1'27.661	20.469	24.206	20.031	22.955	210.1
1	3'03.179	23.998	28.564	22.726	28.765		8	1'31.652 P	20.454	24.897	20.674	25.627	210.1
2	1'28.187	20.485	24.550	20.146	23.006	211.7	9	8'00.412	35.337	27.331	20.966	23.900	
3	1'35.442	22.928	28.649	20.917	22.948	213.0	10	1'36.605	20.326	23.837	23.815	28.627	210.9
4	1'27.976	20.383	24.341	20.260	22.992	213.0	11	1'27.110	20.266	24.026	19.994	22.824	212.1
5	1'27.666	20.384	24.206	20.339	22.737	213.8	12	1'26.827	20.213	23.986	19.919	22.709	213.8
6	1'27.302	20.339	24.258	20.076	22.629	214.2	13	1'26.882	20.083	23.957	20.005	22.837	212.1
							14	1'26.894	20.191	24.006	19.906	22.791	211.3

Fastest Lap: Izan GUEVARA GASGAS Aspar Tea SPA 1'25.925 19.941 23.829 19.713 22.442

These data/results cannot be reproduced, stored and/or transmitted in whole or in part by any manner of electronic, mechanical, photocopying, recording, broadcasting or otherwise now known or herein after developed without the previous express consent by the copyright owner, except for reproduction in daily press and regular printed publications on sale to the public within 60 days of the event related to those data/results and always provided that copyright symbol appears together as follows below.
© DORNA, 2022



Free Practice Nr. 3

Moto3

Lap	Lap Time	T1	T2	T3	T4	Speed	Lap	Lap Time	T1	T2	T3	T4	Speed		
15	1'28.591	P	20.232	24.400	20.311	23.648	210.9	10	1'26.884	20.150	23.776	20.105	22.853	212.1	
16	4'37.959		18.917	23.980	19.841	22.779		11	1'26.825	20.091	23.831	20.133	22.770	210.5	
17	1'26.402		20.149	23.859	19.653	22.741	213.0	12	1'26.634	20.072	23.853	19.991	22.718	212.1	
18	1'37.106		20.414	26.471	20.647	29.574	213.4	13	1'26.936	20.055	23.829	20.172	22.880	212.1	
19	1'27.723		20.288	24.031	19.956	23.448	214.2	14	1'30.651	P	20.744	24.674	20.553	24.680	211.3
20	1'26.752		20.192	23.956	19.828	22.776	215.5	15	5'59.910		18.897	24.197	20.303	22.820	
6th 6 Ryusei YAMANAKA MT Helmets - MSI JPN							16 1'26.512 20.037 23.759 20.068 22.648 210.5								
Runs=2 Total laps=16 Full laps=5							17 1'36.635 22.278 24.903 20.751 28.703 210.5								
1	3'17.175		24.449	24.742	20.583	23.921		18	1'27.391		20.065	23.844	20.625	22.857	213.4
2	1'28.875	*	20.517	24.779	20.434*	23.145	210.5	19	1'26.583	20.009	23.763	20.057	22.754	211.7	
3	1'28.132		20.469	24.426	20.162	23.075	209.3	9th 5 Jaume MASIA Red Bull KTM Ajo SPA							
4	1'28.017	*	20.549	24.342	20.059	23.067*	209.3	Runs=2 Total laps=19 Full laps=11							
5	1'28.035	*	20.36*	24.257	20.471	22.943	212.1	1	3'31.320		21.172	25.539	20.806	23.500	
6	1'30.146	P	20.355	24.284	20.218	25.289	209.3	2	1'28.921		20.663	24.440	20.720	23.098	209.7
7	12'13.114		26.471	27.898	20.082	23.382		3	1'28.044		20.404	24.362	20.250	23.028	211.7
8	1'26.685		20.172	23.959	19.789	22.765	212.1	4	1'28.035		20.298	24.297	20.450	22.990	211.3
9	1'27.875	*	20.502	24.160	20.178	23.035*	215.1	5	1'27.796	*	20.42*	24.255	20.302	22.817	210.1
10	1'27.223		20.169	23.965	20.207	22.882	210.1	6	1'27.753		20.338	24.312	20.175	22.928	211.3
11	1'28.939	P	20.268	24.040	20.136	24.495	210.1	7	1'35.795		26.018	25.888	20.374	23.515	211.3
12	6'28.638	*	18.866	24.191	20.116	22.603*		8	1'27.577		20.387	24.137	20.163	22.890	209.7
13	1'26.410		20.066	23.780	19.808	22.756	210.9	9	1'33.823	P	22.365	25.625	21.059	24.774	209.7
14	1'34.088	*	20.211	24.847	20.809	28.221*	211.3	10	5'54.074		22.522	26.613	23.279	27.240	
15	1'29.147	*	20.195	24.697	20.897	23.358*	210.9	11	1'27.879	*	20.486	24.137	20.504*	22.752	210.5
16	1'27.806		20.285	24.056	20.361	23.104	212.5	12	1'27.385		20.269	24.141	20.132	22.843	211.3
7th 17 John MCPHEE Sterilgarda Husqvarna GBR							13 1'31.506 23.993 24.428 20.232 22.853 210.1								
Runs=2 Total laps=16 Full laps=8							14 1'27.253 20.258 23.998 20.024 22.973 213.0								
1	3'16.618		23.994	25.055	21.059	23.747		15	1'31.667	P	21.888	25.093	20.480	24.206	210.5
2	1'32.362		20.583	27.326	21.161	23.292	210.1	16	6'57.341		20.600	25.343	21.867	26.993	
3	1'28.488		20.436	24.395	20.503	23.154	211.7	17	1'26.547		20.169	23.899	19.869	22.610	212.5
4	1'29.354	*	20.508	25.107	20.500*	23.239	211.3	18	1'31.722	*	25.01*	24.189	19.872	22.650	211.7
5	1'30.055	*	22.42*	24.283	20.362	22.987*	212.1	19	1'27.008		20.084	24.179	19.927	22.818	213.0
6	1'27.549		20.312	24.178	20.161	22.898	212.1	10th 24 Tatsuki SUZUKI Leopard Racing JPN							
7	1'32.450	P	21.075	24.877	21.101	25.397	211.7	Runs=2 Total laps=19 Full laps=11							
8	10'35.245		26.745	26.378	20.592	23.463		1	3'23.102		20.110	25.150	20.680	23.420	
9	1'27.998	*	20.263	24.076	20.188	23.471*	211.7	2	1'28.045		20.577	24.293	20.220	22.955	209.7
10	1'32.020		23.147	24.886	20.604	23.383	213.8	3	1'27.653		20.425	24.194	20.157	22.877	211.7
11	1'27.655		20.286	24.223	20.253	22.893	213.0	4	1'29.139	*	20.447	24.206	21.550*	22.936	211.7
12	1'33.065	P	21.766	25.385	21.047	24.867	213.0	5	1'27.441	*	20.44*	23.950	20.154	22.895	212.5
13	7'51.594		22.818	24.348	20.224	22.741		6	1'27.173		20.335	23.806	20.009	23.023	210.9
14	1'26.446		20.128	23.878	19.663	22.777	212.5	7	1'27.485		20.258	23.954	20.421	22.852	211.3
15	1'31.666		24.282	24.017	20.292	23.075	211.7	8	1'32.227	P	20.212	24.302	20.488	27.225	211.3
16	1'26.455		20.066	23.926	19.852	22.611	216.0	9	8'14.659		21.835	24.459	20.302	23.148	
8th 7 Dennis FOGGIA Leopard Racing ITA							10 1'32.555 22.475 24.607 20.827 24.646 208.8								
Runs=2 Total laps=19 Full laps=13							11 1'27.751 20.455 24.180 20.155 22.961 211.3								
1	3'24.274		18.856	25.021	20.609	23.348		12	1'28.692	*	21.302	24.154	20.294	22.942*	208.4
2	1'28.219		20.561	24.299	20.306	23.053	211.3	13	1'27.928		20.445	24.298	20.193	22.992	210.5
3	1'27.562		20.392	24.108	20.171	22.891	213.0	14	1'32.507	P	20.709	24.852	21.189	25.757	208.8
4	1'27.688		20.303	23.972	20.355	23.058	213.0	15	5'48.798	*	20.676	24.108	19.923*	22.761	
5	1'27.522	*	20.44*	24.051	20.199	22.831	211.7	16	1'26.602		20.172	23.804	19.981	22.645	210.5
6	1'27.168		20.232	23.954	20.004	22.978	211.7	17	1'32.909		20.129	24.352	20.394	28.034	210.1
7	1'27.110		20.141	24.067	20.100	22.802	212.1	18	1'27.530		20.142	23.816	20.601	22.971	213.8
8	1'31.241	P	20.185	25.415	20.408	25.233	212.1	19	1'26.717		20.267	23.781	19.953	22.716	213.4
9	8'12.652		18.475	24.120	20.220	22.792									

Fastest Lap: Izan GUEVARA GASGAS Aspar Tea SPA 1'25.925 19.941 23.829 19.713 22.442

These data/results cannot be reproduced, stored and/or transmitted in whole or in part by any manner of electronic, mechanical, photocopying, recording, broadcasting or otherwise now known or herein after developed without the previous express consent by the copyright owner, except for reproduction in daily press and regular printed publications on sale to the public within 60 days of the event related to those data/results and always provided that copyright symbol appears together as follows below.
© DORNA, 2022



Free Practice Nr. 3

Moto3

Lap	Lap Time	T1	T2	T3	T4	Speed	Lap	Lap Time	T1	T2	T3	T4	Speed		
11th	16	Andrea MIGNO				Rivacold Snipers Tea	ITA	17	1'26.762	20.194	23.804	19.948	22.816	210.1	
		Runs=3	Total laps=15	Full laps=8			18	1'27.444	20.264	24.214	20.125	22.841	210.5		
1	3'13.406	23.785	25.072	20.984	23.508		19	1'26.656	20.124	23.839	19.880	22.813	210.5		
2	1'28.054	20.482	24.219	20.293	23.060	207.2	14th 53 Deniz ÖNCÜ								
3	1'31.305	21.772	25.716	20.708	23.109	209.7		Runs=3	Total laps=19	Full laps=9					
4	1'27.940	20.380	24.215	20.318	23.027	210.1	1	2'13.104	19.634	24.572	20.214	23.157			
5	1'34.960 *	23.28 *	25.793	20.683	25.203	209.3	2	1'27.743	20.530	24.161	20.028	23.024	208.8		
6	1'27.065	20.336	23.926	19.906	22.897	212.1	3	1'27.965 *	20.513	24.166	20.393 *	22.893	209.3		
7	1'27.634	20.299	23.913	20.336	23.086	210.9	4	1'27.550	20.362	24.104	20.104	22.980	211.3		
8	1'30.008 P	20.293	24.033	20.696	24.986	210.9	5	1'27.708	20.335	24.078	20.231	23.064	210.1		
9	8'00.279 P	37.399	26.799	21.239	24.545		6	1'27.499 *	20.46 *	24.070	20.105	22.858	209.3		
10	1'48.179	19.209	24.770	20.689	24.583		7	1'27.313 *	20.303	24.075	20.017	22.918 *	209.7		
11	1'28.278	20.658	24.260	20.243	23.117	209.3	8	1'27.761	20.382	24.042	20.180	23.157	209.7		
12	1'27.516	20.368	24.064	20.041	23.043	208.4	9	1'28.247 P	20.366	24.080	20.676	23.125	208.4		
13	1'29.267 P	20.318	24.204	20.062	24.683	214.2	10	6'40.495 *	19.242	23.888	19.924	23.382 *			
14	7'37.805	18.100	24.460	20.617	22.972		11	1'26.663	20.240	23.697	20.016	22.710	209.7		
15	1'26.636	20.262	23.833	19.890	22.651	209.3	12	1'29.033	20.077	23.701	22.104	23.151	211.3		
12th 96 Daniel HOLGADO							Red Bull KTM Ajo	SPA	13	1'26.790	20.214	23.732	20.064	22.780	210.1
		Runs=2	Total laps=17	Full laps=5			14	1'26.659	20.272	23.756	19.870	22.761	210.9		
1	3'01.729	25.284	28.971	23.239	27.678		15	1'27.817 P	20.085	24.213	20.296 *	23.223	214.7		
2	1'29.315 *	20.921	24.698	20.519 *	23.177 *	207.6	16	7'33.791 P	18.807	24.331	21.520	24.513			
3	1'33.985 *	22.570	25.627	22.705	23.083 *	209.7	17	1'48.756 *	22.020	23.910	20.034	22.835 *			
4	1'27.746	20.394	24.418	20.070	22.864	214.2	18	1'27.103 *	20.20 *	23.954	20.070	22.873	210.9		
5	1'28.630	20.390	24.332	20.118	23.790	211.7	19	1'29.721	20.275	25.661	20.651	23.134	210.1		
6	1'27.723 *	20.418	24.243	20.142 *	22.920	211.3	15th 54 Riccardo ROSSI								
7	1'28.096	20.354	24.423	20.241	23.078	212.5		Runs=2	Total laps=17	Full laps=8					
8	1'35.231 P	21.525	26.334	21.290	26.082	213.0	1	3'26.808	18.821	25.168	20.768	23.593			
9	6'43.790	20.930	25.337	20.387	23.155		2	1'29.411	20.807	24.741	20.524	23.339	208.0		
10	1'27.619	20.429	24.242	20.197	22.751	208.8	3	1'28.695	20.628	24.532	20.427	23.108	208.8		
11	1'27.095 *	20.242	24.077	20.053	22.723 *	210.9	4	1'28.388	20.482	24.435	20.324	23.147	209.7		
12	1'33.585 *	20.360	25.272	24.191	23.762 *	209.3	5	1'28.280 *	20.57 *	24.338	20.344	23.020 *	207.6		
13	1'31.897 P	21.285	24.369	20.305	25.938	212.1	6	1'28.055	20.470	24.297	20.207	23.081	208.8		
14	9'29.155 *	20.023	25.544	21.692	25.806 *		7	1'36.495 P	22.358	26.024	21.488	26.625	207.6		
15	1'29.656 *	22.044	24.898	20.125	22.589 *	212.1	8	8'57.964 *	21.356	26.480	23.822	27.415 *			
16	1'31.020 *	24.16 *	24.452	19.890	22.517	213.8	9	1'28.315 *	20.437	24.110	20.146 *	23.622 *	209.7		
17	1'26.643	20.126	24.004	19.862	22.651	213.8	10	1'28.159 *	20.247	24.000	20.018	23.894 *	211.7		
13th 99 Carlos TATAY							CFMOTO Racing Pru	SPA	11	1'32.453	20.283	27.816	20.698	23.656	211.7
		Runs=2	Total laps=19	Full laps=13			12	1'26.972	20.285	24.032	19.919	22.736	210.5		
1	2'04.607	19.999	26.060	21.499	23.893		13	1'30.948 P	20.736	24.597	20.650	24.965	212.5		
2	1'29.150	20.802	24.533	20.618	23.197	205.7	14	6'55.685	23.547	25.442	21.848	26.542			
3	1'28.372	20.515	24.302	20.516	23.039	208.8	15	1'26.700	20.302	23.915	19.817	22.666	210.5		
4	1'27.249	20.308	24.011	20.043	22.887	210.1	16	1'33.656 *	26.34 *	24.477	19.953	22.880	209.7		
5	1'28.010	20.459	24.164	20.193	23.194	212.1	17	1'26.733	20.214	23.974	19.902	22.643	210.9		
6	1'30.101 *	21.65 *	24.459	20.651	23.333 *	210.1	16th 82 Stefano NEPA								
7	1'28.008	20.516	24.105	20.239	23.148	206.8		Runs=2	Total laps=18	Full laps=12					
8	1'32.628 P	20.397	24.269	21.242	26.720	206.8	1	2'39.908	22.858	27.813	22.670	24.040			
9	8'24.548	21.866	24.777	21.363	23.801		2	1'30.035	20.933	24.820	20.845	23.437	206.1		
10	1'27.643	20.444	24.060	20.187	22.952	210.9	3	1'29.250	20.673	24.686	20.588	23.303	206.8		
11	1'27.456	20.262	24.098	20.141	22.955	209.7	4	1'29.034	20.657	24.559	20.559	23.259	208.0		
12	1'30.303	20.256	24.012	20.181	25.854	207.6	5	1'28.477	20.489	24.411	20.445	23.132	208.0		
13	1'27.690	20.394	24.137	20.115	23.044	209.3	6	1'30.918 *	21.15 *	24.809	21.187	23.764	207.6		
14	1'31.384 P	20.785	24.770	20.932	24.897	211.7	7	1'30.092 P	20.535	24.456	20.379	24.722	207.6		
15	7'09.985 *	20.470	25.726	22.010	25.851 *		8	9'16.195 *	22.324	25.492	22.093	26.819 *			
16	1'27.110	20.367	23.929	20.055	22.759	208.4									

Fastest Lap: Izan GUEVARA GASGAS Aspar Tea SPA **1'25.925** 19.941 23.829 19.713 22.442

These data/results cannot be reproduced, stored and/or transmitted in whole or in part by any manner of electronic, mechanical, photocopying, recording, broadcasting or otherwise now known or herein after developed without the previous express consent by the copyright owner, except for reproduction in daily press and regular printed publications on sale to the public within 60 days of the event related to those data/results and always provided that copyright symbol appears together as follows below.
© DORNA, 2022

Free Practice Nr. 3

Moto3

Lap	Lap Time	T1	T2	T3	T4	Speed	Lap	Lap Time	T1	T2	T3	T4	Speed		
9	1'27.479	20.426	24.037	20.029	22.987	208.8	19th 66 Joel KESLO	CIP Green Power AUS Runs=2 Total laps=16 Full laps=10	1	3'02.461	24.563	26.701	22.474	30.487	
10	1'27.479	20.557	24.124	20.050	22.748	213.4			2	1'29.307	20.831	24.622	20.265	23.589	208.4
11	1'27.149	20.236	24.034	19.965	22.914	211.3			3	1'36.608 *	22.003	26.978	24.340*	23.287	210.9
12	1'30.937	23.394	24.355	20.215	22.973	208.8			4	1'28.602	20.621	24.521	20.381	23.079	210.5
13	1'31.795 P	20.324	24.438	20.791	26.242	211.7			5	1'28.158	20.619	24.286	20.247	23.006	210.1
14	6'57.174	20.209	24.354	19.909	22.840				6	1'28.313	20.496	24.274	20.377	23.166	210.5
15	1'26.817	20.213	23.860	20.049	22.695	214.2			7	1'33.426 P	20.622	24.573	22.289	25.942	208.8
16	1'33.796	20.246	27.045	20.089	26.416	210.5			8	9'03.215	19.830	24.928	20.656	23.471	
17	1'27.058	20.363	24.048	19.876	22.771	215.5			9	1'28.275	20.378	23.855	20.786	23.256	211.7
18	1'26.773	20.087	23.983	19.877	22.826	216.8			10	1'27.371	20.325	23.993	20.129	22.924	211.7
17th 48 Ivan ORTOLÁ Angeluss MTA Team SPA Runs=3 Total laps=23 Full laps=13									11	1'35.260 P	23.060	26.122	21.084	24.994	209.3
1	2'23.115	22.300	25.727	20.902	23.533				12	9'47.125	20.451	26.028	21.855	25.217	
2	1'29.227 *	20.726	24.681	20.547	23.273*	206.8			13	1'26.868	20.360	23.852	19.866	22.790	211.3
3	1'30.380	21.622	24.848	20.548	23.362	208.0			14	1'31.842	21.041	25.431	21.200	24.170	211.7
4	1'29.089	20.649	24.612	20.619	23.209	208.0			15	1'31.565	22.756	24.677	20.829	23.303	209.7
5	1'28.610	20.540	24.409	20.512	23.149	208.4			16	1'28.207	20.520	24.266	20.346	23.075	209.7
6	1'28.949 *	20.61*	24.539	20.625	23.172	208.4			20th 43 Xavier ARTIGAS CFMOTO Racing Pru SPA Runs=3 Total laps=16 Full laps=7						
7	1'28.586	20.559	24.546	20.433	23.048	208.0			1	3'16.823	23.514	24.866	20.667	23.767	
8	1'28.941 *	20.498	24.750	20.515*	23.178	208.0	2	1'30.367 *	20.571	26.278	20.465*	23.053	210.9		
9	1'34.133 P	21.469	25.291	21.585*	25.788	207.2	3	1'27.554	20.327	24.150	20.193	22.884	211.7		
10	4'35.205 *	22.000	25.241	20.668*	23.214		4	1'27.588	20.310	24.096	20.046	23.136	213.0		
11	1'28.402	20.530	24.431	20.367	23.074	207.6	5	1'29.173 *	20.46*	24.271	20.871	23.570	213.4		
12	1'28.336	20.527	24.369	20.379	23.061	208.0	6	1'35.588 P	20.434	24.467	20.862	29.825	212.1		
13	1'27.769	20.398	24.250	20.215	22.906	209.3	7	10'05.822	21.708	24.500	21.388	23.773			
14	1'27.830	20.331	24.117	20.290	23.092	210.1	8	1'27.950	20.378	24.253	20.299	23.020	212.5		
15	1'34.190 P	21.968	25.229	21.186	25.807	210.1	9	1'27.469	20.221	24.077	20.089	23.082	213.0		
16	3'44.807 P	18.500	24.279	20.383	26.138		10	1'29.616 P	20.409	24.084	20.183	24.940	213.8		
17	1'50.227 *	21.129	24.326	20.200*	23.184		11	4'53.396 P	19.618	24.681	20.583	24.590			
18	1'26.781	20.290	23.853	20.009	22.629	209.3	12	5'04.387	20.692	24.155	20.063	22.900			
19	1'27.817	20.396	24.053	20.204	23.164	210.1	13	1'27.188	20.129	23.989	20.169	22.901	213.0		
20	1'27.349	20.232	23.995	20.268	22.854	210.1	14	1'33.514 *	20.205	24.261	20.153	28.895*	213.4		
21	1'31.214	22.677	24.760	20.608	23.169	210.1	15	1'27.328	20.209	24.031	20.111	22.977	214.7		
22	1'29.190 *	20.30*	25.465	20.430	22.993	208.8	16	1'26.980	20.239	23.975	19.879	22.887	216.4		
23	1'27.297	20.209	24.080	20.099	22.909	210.9	21st 20 Lorenzo FELLON SIC58 Squadra Corse FRA Runs=3 Total laps=15 Full laps=5								
18th 10 Diogo MOREIRA MT Helmets - MSI BRA Runs=2 Total laps=17 Full laps=6							1	2'59.993	24.631	27.867	22.587	27.400			
1	3'17.540	23.393	24.821	20.420	24.213		2	1'29.647 *	20.686	24.536	20.953*	23.472*	206.8		
2	1'28.893 *	20.500	24.608	20.435	23.350*	213.0	3	1'34.276 *	24.419	25.336	21.179	23.342*	207.6		
3	1'27.808	20.439	24.216	20.204	22.949	213.0	4	1'28.197	20.632	24.150	20.319	23.096	207.2		
4	1'27.561	20.321	24.048	20.169	23.023	213.0	unfinished 209.3								
5	1'29.502 *	20.35*	25.484	20.347	23.316	212.1	5	1'29.460 *	20.58*	25.303	20.401	23.174			
6	1'33.005 P	20.328	25.421	20.766*	26.490	211.7	6	1'27.705	20.524	24.099	20.209	22.873	209.7		
7	10'06.906	21.297	26.555	23.379	23.292		7	1'26.989	20.239	23.894	20.044	22.812	211.7		
8	1'27.257	20.320	23.992	20.096	22.849	210.1	8	1'34.021 *	20.947	24.250	25.139	23.685*	210.5		
9	1'26.818	20.030	23.867	20.184	22.737	214.7	9	1'27.638	20.344	24.028	20.252	23.014	210.9		
10	1'31.815 *	21.415	26.126	21.117*	23.157	210.5	10	1'33.216 P	22.057	24.862	20.787*	25.510	209.3		
11	1'28.506 *	20.360	24.278	20.758*	23.110*	213.0	11	7'40.742 P	18.491	24.272	21.503	24.953			
12	1'33.866 P	22.192	26.391	20.941	24.342	210.9	12	1'48.905 *	22.428	23.840	19.979	22.738*			
13	7'08.246	18.019	24.078	21.066	25.203		13	1'27.772 *	20.40*	23.888	20.288*	23.195	209.7		
14	1'28.058	20.274	23.993	19.978	23.813	210.9	14	1'28.968 *	20.165	23.976	21.710	23.117*	210.9		
15	1'29.140 *	20.345	25.279	20.599*	22.917	213.4	Fastest Lap: Izan GUEVARA GASGAS Aspar Tea SPA 1'25.925 19.941 23.829 19.713 22.442								
16	1'27.385	20.179	24.045	20.343	22.818	212.5	These data/results cannot be reproduced, stored and/or transmitted in whole or in part by any manner of electronic, mechanical, photocopying, recording, broadcasting or otherwise now known or herein after developed without the previous express consent by the copyright owner, except for reproduction in daily press and regular printed publications on sale to the public within 60 days of the event related to those data/results and always provided that copyright symbol appears together as follows below.								
17	1'27.639 *	20.258	24.176	20.141	23.064*	212.1	© DORNA, 2022								

Official MotoGP Timing by TISSOT
www.motogp.com

Free Practice Nr. 3

Moto3

Lap	Lap Time	T1	T2	T3	T4	Speed	Lap	Lap Time	T1	T2	T3	T4	Speed	
22nd	27	Kaito TOBA				CIP Green Power	JPN	12	1'34.476	25.085	26.104	20.159	23.128	207.2
		Runs=2		Total laps=19		Full laps=12		13	1'28.141	20.423	24.122	20.344	23.252	205.3
1	3'08.370	20.340	25.815	21.415	24.622									
2	1'29.356	20.739	24.967	20.421	23.229	208.8								
3	1'28.052	20.492	24.414	20.261	22.885	210.9								
4	1'28.450	20.358	24.702	20.340	23.050	214.7								
5	1'27.909 *	20.537	24.110	20.171	23.091*	209.7								
6	1'27.378	20.345	24.092	20.046	22.895	210.1								
7	1'27.773	20.354	24.121	20.248	23.050	210.5								
8	1'31.492 P	20.523	24.454	20.618	25.897	214.2								
9	7'40.242 *	20.060	25.105	20.786	23.272*									
10	1'28.481	20.395	24.590	20.393	23.103	207.6								
11	1'29.851	20.820	25.770	20.284	22.977	208.4								
12	1'28.524 *	20.432	24.514	20.493	23.085*	209.7								
13	1'28.346	20.362	24.425	20.476	23.083	208.8								
14	1'31.216 P	20.489	24.390	20.610	25.727	208.4								
15	6'45.648 *	19.396	24.787	20.528	22.899*									
16	1'27.312	20.366	24.156	20.031	22.759	208.0								
17	1'27.119	20.302	24.013	19.936	22.868	209.7								
18	1'27.249	20.494	23.961	19.936	22.858	211.3								
19	1'26.992	20.234	23.909	20.137	22.712	213.4								
23rd	72	Taiyo FURUSATO				Honda Team Asia	JPN							
		Runs=2		Total laps=18		Full laps=8								
1	3'32.713	20.275	25.338	21.101	23.993									
2	1'28.440	20.655	24.296	20.288	23.201	210.5								
3	1'28.070	20.599	24.148	20.226	23.097	213.4								
4	1'28.045	20.788	24.131	20.126	23.000	213.0								
5	1'27.418 *	20.46*	23.899	20.132	22.925	208.4								
6	1'27.319	20.398	23.884	20.039	22.998	209.3								
7	1'38.789 P	21.965	25.420	25.160*	26.244	211.3								
8	8'18.527	21.183	25.267	21.760	23.505									
9	1'28.346 *	20.603	24.237	20.422	23.084*	207.6								
10	1'27.871	20.465	24.164	20.404	22.838	209.3								
11	1'32.715 *	20.365	24.925	21.065	26.360*	210.5								
12	1'27.721	20.442	24.095	20.116	23.068	211.7								
13	1'31.917 P	21.680	24.390	20.875*	24.972	212.1								
14	6'58.254	20.202	24.312	19.918	22.904									
15	1'27.062 *	20.254	23.782	20.083*	22.943	212.5								
16	1'28.684 *	20.239	24.237	20.000	24.208*	214.2								
17	1'31.568	20.249	25.155	21.935	24.229	212.1								
18	1'27.069	20.389	24.037	19.861	22.782	214.7								
24th	70	Joshua WHATLEY				VisionTrack Racing T	GBR							
		Runs=3		Total laps=13		Full laps=5								
1	3'33.099	20.385	25.564	21.431	24.172									
2	1'29.404	20.859	24.542	20.520	23.483	206.1								
3	1'29.166 *	20.668	24.439	20.514*	23.545	207.2								
4	1'29.461	21.157	24.530	20.512	23.262	204.5								
5	1'32.759 *	20.70*	24.352	21.874	25.831	205.7								
6	1'32.523 P	20.675	26.631	20.421	24.796	204.5								
7	10'34.877 P	35.331	26.582	21.305	25.028									
8	1'50.371	18.768	24.512	21.442	24.743									
9	1'31.170 P	20.776	24.626	21.268	24.500	205.3								
10	11'42.467	22.749	24.357	20.187	22.872									
11	1'27.098	20.304	23.864	19.924	23.006	208.8								
25th	18	Matteo BERTELLE				QJMotor Avintia Racin	ITA							
		Runs=3		Total laps=19		Full laps=11								
1	2'09.378	22.215	26.407	21.566	23.845									
2	1'29.824	20.848	24.831	20.812	23.333	205.7								
3	1'28.722	20.533	24.464	20.543	23.182	206.8								
4	1'28.711	20.429	24.531	20.564	23.187	208.8								
5	1'28.359	20.446	24.305	20.438	23.170	209.3								
6	1'28.291 *	20.49*	24.318	20.383	23.092	207.6								
7	1'32.737 P	20.740	27.039	20.275	24.683	207.2								
8	4'32.286	22.746	25.913	21.421	23.463									
9	1'28.535	20.550	24.378	20.485	23.122	206.5								
10	1'28.361	20.405	24.357	20.413	23.186	207.2								
11	1'32.744 P	20.990	25.566	21.476	24.712	206.8								
12	9'57.473 P	20.567	24.607	20.543	24.614									
13	1'51.581	22.533	24.385	20.422	22.969									
14	1'27.219	20.320	23.899	20.157	22.843	207.2								
15	1'27.196	20.161	23.904	20.152	22.979	207.6								
16	1'27.257	20.160	24.031	20.152	22.914	208.0								
17	1'33.573	24.269	25.721	20.456	23.127	208.4								
18	1'27.161 *	20.10*	23.986	20.142	22.925	210.1								
19	1'27.160	20.166	23.952	20.070	22.972	208.0								
26th	31	Adrian FERNANDEZ				Red Bull KTM Tech3	SPA							
		Runs=3		Total laps=17		Full laps=9								
1	3'04.917	23.376	27.795	22.720	30.404									
2	1'32.120	20.678	24.575	21.689	25.178	208.4								
3	1'28.426	20.544	24.394	20.488	23.000	209.7								
4	1'27.740	20.427	24.303	20.150	22.860	210.9								
5	1'27.530	20.343	24.026	20.115	23.046	211.3								
6	1'28.186	20.451	24.277	20.385	23.073	209.3								
7	1'28.162	20.390	24.220	20.480	23.072	208.0								
8	1'30.447	21.358	24.450	20.261	24.378	208.0								
9	1'31.431 P	20.558	24.626	20.943*	25.304	207.2								
10	5'54.086 *	20.757	26.819	24.060	26.606*									
11	1'27.972	20.436	24.236	20.356	22.944	213.4								
12	1'27.182	20.319	23.977	19.993	22.893	214.2								
13	1'29.388 P	20.308	24.039	20.141	24.900	210.5								
14	10'10.460 P	18.834	24.272	21.659	25.905									
15	1'48.078	20.435	24.188	20.291	23.102									
16	1'26.973 *	20.39*	23.887	19.836	22.860	211.3								
17	1'30.430 *	20.191	24.021	22.462	23.756*	210.5								
27th	64	Mario AJI				Honda Team Asia	INA							
		Runs=2		Total laps=18		Full laps=10								
1	3'32.178	19.563	25.268	21.188	23.635									
2	1'28.492 *	20.670	24.162	20.529*	23.131	206.5								
3	1'28.257	20.884	24.159	20.166	23.048	205.7								
4	1'31.886	23.772	24.548	20.441	23.125	206.1								
5	1'28.282 *	20.55*	24.137	20.387	23.202	204.5								
6	1'27.828	20.568	23.930	20.326	23.004	205.3								
7	1'30.108	20.510	24.254	21.009	24.335	206.1								
8	1'28.364	20.503	24.124	20.494	23.243	204.1								
9	1'32.861	20.863	27.299	21.077	23.622	204.1								

Fastest Lap: Izan GUEVARA GASGAS Aspar Tea SPA **1'25.925** 19.941 23.829 19.713 22.442

These data/results cannot be reproduced, stored and/or transmitted in whole or in part by any manner of electronic, mechanical, photocopying, recording, broadcasting or otherwise now known or herein after developed without the previous express consent by the copyright owner, except for reproduction in daily press and regular printed publications on sale to the public within 60 days of the event related to those data/results and always provided that copyright symbol appears together as follows below.
© DORNA, 2022

Official MotoGP Timing by TISSOT
www.motogp.com

Sachsenring, Saturday, June 18, 2022

Page 5 of 6



Free Practice Nr. 3

Moto3

Lap	Lap Time		T1	T2	T3	T4	Speed	Lap	Lap Time	T1	T2	T3	T4	Speed	
10	1'33.997	P	20.902	25.010	21.735	26.350	203.0	2	1'40.049	21.270	25.465	21.861	31.453	207.2	
11	5'19.561	*	19.386	25.333	23.091	25.536*		3	1'34.811	24.310	25.551	21.383	23.567	208.8	
12	1'27.268		20.518	23.878	20.012	22.860	207.6	4	1'30.394	20.891	25.030	20.908	23.565	209.7	
13	1'27.296		20.313	23.798	20.027	23.158	207.6	5	1'29.192	20.656	24.610	20.671	23.255	212.5	
14	1'38.899	P	24.033	25.518	21.777*	27.571	202.6	6	1'29.266	20.707	24.685	20.652	23.222	208.4	
15	8'51.405		22.173	28.913	21.814	26.543		7	1'32.013	20.746	24.594	21.594	25.079	210.9	
16	1'28.871		20.504	25.422	20.116	22.829	208.0	8	1'31.783	P	20.909	24.694	20.780	25.400	206.8
17	1'32.009	*	22.36*	24.174	20.133	25.337	206.1	9	7'14.891	21.452	25.446	22.789	23.866		
18	1'27.613		20.316	24.019	20.223	23.055	206.8	10	1'29.555	20.591	24.510	20.869	23.585	210.9	
28th 67			Alberto SURRA				Rivacold Snipers Tea ITA								
			Runs=2	Total laps=19	Full laps=12										
1	3'13.615		23.712	25.141	20.864	23.416		11	1'28.780	20.858	24.324	20.374	23.224	212.5	
2	1'29.148		20.736	24.423	20.537	23.452	207.6	12	1'29.074	20.765	24.313	20.604	23.392	208.4	
3	1'30.187		20.738	25.594	20.701	23.154	205.3	13	1'28.678	20.646	24.377	20.486	23.169	211.3	
4	1'28.021		20.485	24.161	20.318	23.057	207.6	14	1'31.580	P	20.604	24.459	20.603	25.914	211.7
5	1'30.222	*	20.83*	25.719	20.387	23.286	206.8	15	7'01.996	19.907	24.980	20.692	23.116		
6	1'30.643	*	20.580	25.389	20.730	23.944*	204.9	16	1'28.981	20.603	24.579	20.607	23.192	210.1	
7	1'28.615		20.510	24.226	20.570	23.309	205.3	17	1'30.398	20.677	24.739	21.160	23.822	210.5	
8	1'31.042	P	20.478	24.387	20.496	25.681	208.0	18	1'29.015	20.566	24.624	20.630	23.195	211.7	
9	7'28.036		31.637	24.942	20.842	23.351		19	1'29.708	20.674	24.707	20.923	23.404	210.5	
10	1'28.196		20.459	24.215	20.360	23.162	204.5								
11	1'29.160		21.251	24.292	20.393	23.224	206.1								
12	1'42.223		22.256	26.081	21.010	32.876	203.7								
13	1'28.276		20.440	24.253	20.342	23.241	205.7								
14	1'36.051	P	24.174	25.594	21.011	25.272	206.5								
15	6'38.562		17.827	24.244	20.609	23.176									
16	1'27.336		20.306	23.877	20.207	22.946	206.8								
17	1'28.978		20.819	24.499	20.537	23.123	206.1								
18	1'30.348		21.149	25.009	20.814	23.376	206.5								
19	1'28.092		20.459	24.185	20.325	23.123	206.5								
29th 23			Elia BARTOLINI				QJMotor Avintia Racin ITA								
			Runs=3	Total laps=18	Full laps=8										
1	3'07.319		20.719	29.213	21.230	30.137									
2	1'29.852	*	20.855	24.570	20.660*	23.767	209.7								
3	1'28.476		20.573	24.315	20.554	23.034	211.7								
4	1'29.266		20.586	24.679	20.614	23.387	212.1								
5	1'27.840		20.443	24.148	20.288	22.961	213.0								
6	1'27.475		20.311	24.086	20.052	23.026	210.5								
7	1'30.689	P	20.435	24.203	20.444*	25.607	210.1								
8	9'43.971	*	29.323	43.893	25.182*	24.942*									
9	1'36.124	*	23.909	25.725	20.843*	25.647*	210.5								
10	1'27.629		20.299	24.129	20.150	23.051	210.9								
11	1'35.713	*	22.494	28.471	21.337	23.411*	211.7								
12	1'29.923	P	20.423	24.337	20.207*	24.956	209.7								
13	2'11.944	P	18.508	25.848	20.591	25.283									
14	5'09.135		19.541	24.622	20.496	24.617									
15	1'27.696	*	20.265	24.040	20.509*	22.882*	211.3								
16	1'28.452		20.225	24.465	20.102	23.660	213.0								
17	1'30.496		20.840	25.777	20.941	22.938	213.0								
18	1'27.966		20.340	24.385	20.263	22.978	212.5								
30th 22			Ana CARRASCO				BOE Motorsports SPA								
			Runs=2	Total laps=19	Full laps=14										
1	2'49.999		27.696	29.366	21.782	24.358									

Fastest Lap: Izan GUEVARA GASGAS Aspar Tea SPA 1'25.925 19.941 23.829 19.713 22.442

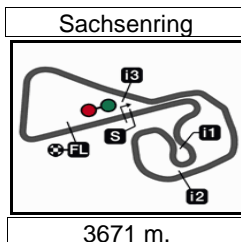
These data/results cannot be reproduced, stored and/or transmitted in whole or in part by any manner of electronic, mechanical, photocopying, recording, broadcasting or otherwise now known or herein after developed without the previous express consent by the copyright owner, except for reproduction in daily press and regular printed publications on sale to the public within 60 days of the event related to those data/results and always provided that copyright symbol appears together as follows below.
© DORNA, 2022

Official MotoGP Timing by TISSOT
www.motogp.com

Sachsenring, Saturday, June 18, 2022

Page 6 of 6





Results and timing service provided by **TISSOT**

LIQUI MOLY MOTORRAD GRAND PRIX DEUTSCHLAND

Free Practice Nr. 3

Best Partial Times

Moto3™

IT Ideal Lap Time, sum of the best partial times

BT Best Lap Time


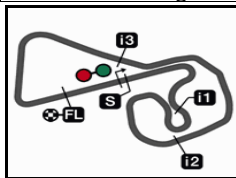
<i>T1</i>		<i>T2</i>		<i>T3</i>		<i>T4</i>				<i>IT</i>	<i>BT</i>	
Pos	Rider	Time	Rider	Time	Rider	Time	Rider	Time	Pos	Rider		
1	I.GUEVARA	19.941	S.OGDEN	23.627	S.GARCIA	19.653	I.GUEVARA	22.422	1	I.GUEVARA	1'25.882	1'25.925 (1)
2	D.FOGGIA	20.009	D.ÖNCÜ	23.697	J.MCPHEE	19.663	D.MUÑOZ	22.427	2	A.SASAKI	1'25.928	1'26.101 (2)
3	D.MOREIRA	20.030	A.SASAKI	23.704	A.SASAKI	19.682	A.SASAKI	22.495	3	J.MCPHEE	1'26.218	1'26.446 (7)
4	A.SASAKI	20.047	D.FOGGIA	23.759	I.GUEVARA	19.690	D.HOLGADO	22.517	4	D.MUÑOZ	1'26.277	1'26.310 (3)
5	R.YAMANAKA	20.066	R.YAMANAKA	23.780	S.OGDEN	19.734	J.MASIA	22.610	5	S.GARCIA	1'26.282	1'26.402 (5)
6	J.MCPHEE	20.066	T.SUZUKI	23.781	R.YAMANAKA	19.789	J.MCPHEE	22.611	6	S.OGDEN	1'26.314	1'26.314 (4)
7	D.ÖNCÜ	20.077	T.FURUSATO	23.782	D.MUÑOZ	19.791	I.ORTOLÁ	22.629	7	D.ÖNCÜ	1'26.354	1'26.659 (14)
8	S.GARCIA	20.083	M.AJI	23.798	R.ROSSI	19.817	R.ROSSI	22.643	8	R.YAMANAKA	1'26.391	1'26.410 (6)
9	J.MASIA	20.084	C.TATAY	23.804	A.FERNANDEZ	19.836	T.SUZUKI	22.645	9	D.FOGGIA	1'26.407	1'26.512 (8)
10	S.NEPA	20.087	I.GUEVARA	23.829	T.FURUSATO	19.861	D.FOGGIA	22.648	10	J.MASIA	1'26.462	1'26.547 (9)
11	S.OGDEN	20.111	A.MIGNO	23.833	D.HOLGADO	19.862	A.MIGNO	22.651	11	T.SUZUKI	1'26.508	1'26.602 (10)
12	C.TATAY	20.124	S.GARCIA	23.837	J.KELSO	19.866	S.NEPA	22.695	12	D.HOLGADO	1'26.509	1'26.643 (12)
13	D.HOLGADO	20.126	L.FELLON	23.840	J.MASIA	19.869	S.GARCIA	22.709	13	S.NEPA	1'26.518	1'26.773 (16)
14	T.SUZUKI	20.129	J.KELSO	23.852	D.ÖNCÜ	19.870	D.ÖNCÜ	22.710	14	C.TATAY	1'26.567	1'26.656 (13)
15	X.ARTIGAS	20.129	I.ORTOLÁ	23.853	S.NEPA	19.876	K.TOBA	22.712	15	R.ROSSI	1'26.589	1'26.700 (15)
16	D.MUÑOZ	20.154	S.NEPA	23.860	X.ARTIGAS	19.879	D.MOREIRA	22.737	16	D.MOREIRA	1'26.612	1'26.818 (18)
17	M.BERTELLE	20.160	J.WHATLEY	23.864	C.TATAY	19.880	R.YAMANAKA	22.756	17	A.MIGNO	1'26.636	1'26.636 (11)
18	L.FELLON	20.165	D.MOREIRA	23.867	A.MIGNO	19.890	C.TATAY	22.759	18	T.FURUSATO	1'26.664	1'27.069 (23)
19	A.FERNANDEZ	20.191	A.SURRA	23.877	J.WHATLEY	19.924	T.FURUSATO	22.782	19	I.ORTOLÁ	1'26.700	1'26.781 (17)
20	I.ORTOLÁ	20.209	J.MCPHEE	23.878	K.TOBA	19.936	J.KELSO	22.790	20	A.FERNANDEZ	1'26.774	1'27.182 (26)
21	R.ROSSI	20.214	A.FERNANDEZ	23.887	T.SUZUKI	19.953	L.FELLON	22.812	21	K.TOBA	1'26.791	1'26.992 (22)
22	E.BARTOLINI	20.225	J.MASIA	23.899	D.MOREIRA	19.978	M.AJI	22.829	22	L.FELLON	1'26.796	1'26.989 (21)
23	K.TOBA	20.234	M.BERTELLE	23.899	L.FELLON	19.979	S.OGDEN	22.842	23	J.KELSO	1'26.833	1'26.868 (19)
24	T.FURUSATO	20.239	D.MUÑOZ	23.905	D.FOGGIA	19.991	M.BERTELLE	22.843	24	X.ARTIGAS	1'26.867	1'26.980 (20)

These data/results cannot be reproduced, stored and/or transmitted in whole or in part by any manner of electronic, mechanical, photocopying, recording, broadcasting or otherwise now known or herein after developed without the previous express consent by the copyright owner, except for reproduction in daily press and regular printed publications on sale to the public within 60 days of the event related to those data/results and always provided that copyright symbol appears together as follows below.
© DORNA, 2022

Official MotoGP Timing by **TISSOT**
www.motogp.com



Sachsenring

Results and timing service provided by  **TISSOT**

3671 m.

LIQUI MOLY MOTORRAD GRAND PRIX DEUTSCHLAND**Free Practice Nr. 3****Best Partial Times****Moto3™***IT* Ideal Lap Time, sum of the best partial times*BT* Best Lap Time


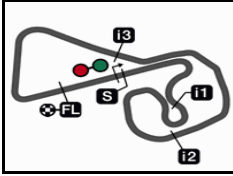
T1		T2		T3		T4				<i>IT</i>	<i>BT</i>	
<i>Pos</i>	<i>Rider</i>	<i>Time</i>	<i>Rider</i>	<i>Time</i>	<i>Rider</i>	<i>Time</i>	<i>Rider</i>	<i>Time</i>	<i>Pos</i>	<i>Rider</i>		
25	A.MIGNO	20.262	K.TOBA	23.909	I.ORTOLÁ	20.009	A.FERNANDEZ	22.860	25	M.AJI	1'26.952	1'27.268 (27)
26	J.WHATLEY	20.304	R.ROSSI	23.915	M.AJI	20.012	J.WHATLEY	22.872	26	J.WHATLEY	1'26.964	1'27.098 (24)
27	A.SURRA	20.306	X.ARTIGAS	23.975	E.BARTOLINI	20.052	X.ARTIGAS	22.884	27	M.BERTELLE	1'26.972	1'27.160 (25)
28	M.AJI	20.313	D.HOLGADO	24.004	M.BERTELLE	20.070	E.BARTOLINI	22.938	28	E.BARTOLINI	1'27.255	1'27.475 (29)
29	J.KELSO	20.325	E.BARTOLINI	24.040	A.SURRA	20.207	A.SURRA	22.946	29	A.SURRA	1'27.336	1'27.336 (28)
30	A.CARRASCO	20.566	A.CARRASCO	24.313	A.CARRASCO	20.374	A.CARRASCO	23.116	30	A.CARRASCO	1'28.369	1'28.678 (30)

These data/results cannot be reproduced, stored and/or transmitted in whole or in part by any manner of electronic, mechanical, photocopying, recording, broadcasting or otherwise now known or herein after developed without the previous express consent by the copyright owner, except for reproduction in daily press and regular printed publications on sale to the public within 60 days of the event related to those data/results and always provided that copyright symbol appears together as follows below.
© DORNA, 2022

Official MotoGP Timing by **TISSOT**
www.motogp.com




Sachsenring

Results and timing service provided by **Moto3™**

3671 m.

LIQUI MOLY MOTORRAD GRAND PRIX DEUTSCHLAND**Free Practice Nr. 3****Fastest Laps Sequence**

<i>Practice Time</i>	 <i>Rider</i>	<i>Nation</i>	<i>Motorcycle</i>	<i>Time</i>	<i>Km/h</i>	<i>Rider's Lap</i>
3'33.757	99 Carlos TATAY	SPA	CFMOTO	1'29.150	148.2	2
3'40.847	53 Deniz ÖNCÜ	TUR	KTM	1'27.743	150.6	2
5'16.250	28 Izan GUEVARA	SPA	GASGAS	1'27.180	151.5	2
6'42.936	28 Izan GUEVARA	SPA	GASGAS	1'26.686	152.4	3
11'03.069	28 Izan GUEVARA	SPA	GASGAS	1'26.627	152.5	6
22'18.170	71 Ayumu SASAKI	JPN	HUSQVARNA	1'26.101	153.4	8
32'52.901	28 Izan GUEVARA	SPA	GASGAS	1'25.925	153.8	15

These data/results cannot be reproduced, stored and/or transmitted in whole or in part by any manner of electronic, mechanical, photocopying, recording, broadcasting or otherwise now known or herein after developed without the previous express consent by the copyright owner, except for reproduction in daily press and regular printed publications on sale to the public within 60 days of the event related to those data/results and always provided that copyright symbol appears together as follows below.

© DORNA, 2022

Official MotoGP Timing by TISSOT
www.motogp.com

Sachsenring, Saturday, June 18, 2022*motoE™*