


3671 m.

LIQUI MOLY MOTORRAD GRAND PRIX DEUTSCHLAND

Free Practice Nr. 3

Classification

10

		Rider	Nation	Team	Motorcycle	Time	Lap Total	Gap	Top Speed
1	63	Francesco BAGNAIA	ITA	Ducati Lenovo Team	DUCATI	1'19.765	18 20		302.5
2	41	Aleix ESPARGARO	SPA	Aprilia Racing	APRILIA	1'19.829	17 20	0.064 0.064	302.5
3	43	Jack MILLER	AUS	Ducati Lenovo Team	DUCATI	1'19.873	20 23	0.108 0.044	303.3
4	5	Johann ZARCO	FRA	Prima Pramac Racing	DUCATI	1'19.959	20 22	0.194 0.086	303.3
5	89	Jorge MARTIN	SPA	Prima Pramac Racing	DUCATI	1'19.969	15 20	0.204 0.010	304.2
6	20	Fabio QUARTARARO	FRA	Monster Energy Yamaha MotoGP	YAMAHA	1'20.038	18 23	0.273 0.069	299.1
7	36	Joan MIR	SPA	Team SUZUKI ECSTAR	SUZUKI	1'20.098	19 21	0.333 0.060	298.3
8	30	Takaaki NAKAGAMI	JPN	LCR Honda IDEMITSU	HONDA	1'20.181	18 21	0.416 0.083	299.1
9	12	Maverick VIÑALES	SPA	Aprilia Racing	APRILIA	1'20.245	16 18	0.480 0.064	303.3
10	88	Miguel OLIVEIRA	POR	Red Bull KTM Factory Racing	KTM	1'20.265	15 21	0.500 0.020	300.0
11	72	Marco BEZZECCHI	ITA	Mooney VR46 Racing Team	DUCATI	1'20.408	10 16	0.643 0.143	303.3
12	49	Fabio DI GIANNANTONIO	ITA	Gresini Racing MotoGP	DUCATI	1'20.437	20 21	0.672 0.029	300.0
13	44	Po ESPARGARO	SPA	Repsol Honda Team	HONDA	1'20.456	19 20	0.691 0.019	300.0
14	33	Brad BINDER	RSA	Red Bull KTM Factory Racing	KTM	1'20.529	20 21	0.764 0.073	298.3
15	10	Luca MARINI	ITA	Mooney VR46 Racing Team	DUCATI	1'20.588	23 23	0.823 0.059	300.0
16	87	Remy GARDNER	AUS	Tech3 KTM Factory Racing	KTM	1'20.588	19 21	0.823	295.8
17	42	Alex RINS	SPA	Team SUZUKI ECSTAR	SUZUKI	1'20.613	17 20	0.848 0.025	299.1
18	23	Enea BASTIANINI	ITA	Gresini Racing MotoGP	DUCATI	1'20.647	15 20	0.882 0.034	303.3
19	4	Andrea DOVIZIOSO	ITA	WithU Yamaha RNF MotoGP Tea	YAMAHA	1'20.659	22 24	0.894 0.012	299.1
20	40	Darryn BINDER	RSA	WithU Yamaha RNF MotoGP Tea	YAMAHA	1'20.696	20 22	0.931 0.037	298.3
21	6	Stefan BRADL	GER	Repsol Honda Team	HONDA	1'20.773	22 23	1.008 0.077	300.0
22	21	Franco MORBIDELLI	ITA	Monster Energy Yamaha MotoGP	YAMAHA	1'20.821	13 21	1.056 0.048	295.8
23	73	Alex MARQUEZ	SPA	LCR Honda CASTROL	HONDA	1'21.037	18 20	1.272 0.216	300.0
24	25	Raul FERNANDEZ	SPA	Tech3 KTM Factory Racing	KTM	1'21.307	21 22	1.542 0.270	300.0

Practice condition: Dry

Air: 28°

Humidity: 29%

Ground: 38°

Fastest Lap:	Lap: 18	Francesco BAGNAIA	1'19.765	165.6 Km/h
Best Race Lap:	2019	Marc MARQUEZ	1'21.228	162.6 Km/h
All Time Lap Record:	2022	Francesco BAGNAIA	1'19.765	165.6 Km/h

The results are provisional until the end of the limit for protest and appeals.

Time limit for protest expires 30' after publication of the results - Time:

These data/results cannot be reproduced, stored and/or transmitted in whole or in part by any manner of electronic, mechanical, photocopying, recording, broadcasting or otherwise now known or herein after developed without the previous express consent by the copyright owner, except for reproduction in daily press and regular printed publications on sale to the public within 60 days of the event related to those data/results and always provided that copyright symbol appears together as follows below.

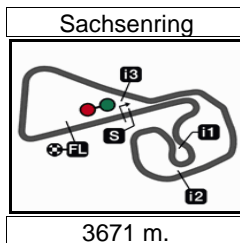
© DORNA, 2022

Official MotoGP Timing by TISSOT

www.motogp.com

Sachsenring, Saturday, June 18, 2022





Results and timing service provided by TISSOT

MotoGP™

LIQUI MOLY MOTORRAD GRAND PRIX DEUTSCHLAND

Free Practice Nr. 3

Combined Free Practice Times

11

	Rider	Nation	Team	MOTORCYCLE	FP1	FP2	FP3	Gap
1	63 F.BAGNAIA	ITA	Ducati Lenovo Team	DUCATI	1'21.494 16	1'20.018 22	1'19.765 18	
2	41 A.ESPARGARO	SPA	Aprilia Racing	APRILIA	1'21.665 6	1'20.219 19	1'19.829 17	0.064 0.064
3	43 J.MILLER	AUS	Ducati Lenovo Team	DUCATI	1'21.479 11	1'20.211 17	1'19.873 20	0.108 0.044
4	5 J.ZARCO	FRA	Prima Pramac Racing	DUCATI	1'21.655 6	1'20.264 26	1'19.959 20	0.194 0.086
5	89 J.MARTIN	SPA	Prima Pramac Racing	DUCATI	1'21.735 12	1'20.275 20	1'19.969 15	0.204 0.010
6	20 F.QUARTARARO	FRA	Monster Energy Yamaha MotoGP	YAMAHA	1'21.557 11	1'20.399 22	1'20.038 18	0.273 0.069
7	36 J.MIR	SPA	Team SUZUKI ECSTAR	SUZUKI	1'21.845 8	1'20.574 22	1'20.098 19	0.333 0.060
8	10 L.MARINI	ITA	Mooney VR46 Racing Team	DUCATI	1'21.671 19	1'20.133 19	1'20.588 23	0.368 0.035
9	30 T.NAKAGAMI	JPN	LCR Honda IDEMITSU	HONDA	1'21.660 6	1'20.616 22	1'20.181 18	0.416 0.048
10	12 M.VIÑALES	SPA	Aprilia Racing	APRILIA	1'21.813 9	1'20.478 20	1'20.245 16	0.480 0.064
11	88 M.OLIVEIRA	POR	Red Bull KTM Factory Racing	KTM	1'22.237 7	1'20.915 22	1'20.265 15	0.500 0.020
12	72 M.BEZZECCHI	ITA	Mooney VR46 Racing Team	DUCATI	1'22.475 12	1'20.866 20	1'20.408 10	0.643 0.143
13	49 F.DI GIANNANTO	ITA	Gresini Racing MotoGP	DUCATI	1'22.152 16	1'20.545 16	1'20.437 20	0.672 0.029
14	44 P.ESPARGARO	SPA	Repsol Honda Team	HONDA	1'21.822 12	1'20.816 18	1'20.456 19	0.691 0.019
15	33 B.BINDER	RSA	Red Bull KTM Factory Racing	KTM	1'21.944 6	1'21.268 19	1'20.529 20	0.764 0.073
16	87 R.GARDNER	AUS	Tech3 KTM Factory Racing	KTM	1'22.598 8	1'21.303 20	1'20.588 19	0.823 0.059
17	42 A.RINS	SPA	Team SUZUKI ECSTAR	SUZUKI	1'22.251 11	1'20.591 18	1'20.613 17	0.826 0.003
18	23 E.BASTIANINI	ITA	Gresini Racing MotoGP	DUCATI	1'22.057 11	1'20.747 18	1'20.647 15	0.882 0.056
19	4 A.DOVIZIOSO	ITA	WithU Yamaha RNF MotoGP Team	YAMAHA	1'21.730 16	1'21.776 5	1'20.659 22	0.894 0.012
20	40 D.BINDER	RSA	WithU Yamaha RNF MotoGP Team	YAMAHA	1'22.996 24	1'21.113 21	1'20.696 20	0.931 0.037
21	6 S.BRADL	GER	Repsol Honda Team	HONDA	1'22.654 7	1'21.117 22	1'20.773 22	1.008 0.077
22	21 F.MORBIDELLI	ITA	Monster Energy Yamaha MotoGP	YAMAHA	1'21.939 9	1'20.856 19	1'20.821 13	1.056 0.048
23	73 A.MARQUEZ	SPA	LCR Honda CASTROL	HONDA	1'21.772 22	1'21.053 23	1'21.037 18	1.272 0.216
24	25 R.FERNANDEZ	SPA	Tech3 KTM Factory Racing	KTM	1'22.807 16	1'21.820 19	1'21.307 21	1.542 0.270

Pole Position Record:	2019	Marc MARQUEZ	1'20.195	164.7 Km/h
Best Race Lap:	2019	Marc MARQUEZ	1'21.228	162.6 Km/h
All Time Lap Record:	2022	Francesco BAGNAIA	1'19.765	165.6 Km/h

The results are provisional until the end of the limit for protest and appeals.

Time limit for protest expires 60' after publication of the results - Time:

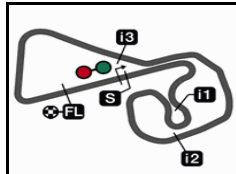
These data/results cannot be reproduced, stored and/or transmitted in whole or in part by any manner of electronic, mechanical, photocopying, recording, broadcasting or otherwise now known or herein after developed without the previous express consent by the copyright owner, except for reproduction in daily press and regular printed publications on sale to the public within 60 days of the event related to those data/results and always provided that copyright symbol appears together as follows below.

© DORNA, 2022

Official MotoGP Timing by TISSOT
www.motogp.com

Sachsenring, Saturday, June 18, 2022





3671 m.

LIQUI MOLY MOTORRAD GRAND PRIX DEUTSCHLAND

Free Practice Nr. 3

Top Speed & Average

12



Rider	Nation	Motorcycle	Top 5 speeds					Average	Top
89 Jorge MARTIN	SPA	DUCATI	304.2	301.6	300.0	300.0	299.1	301.0	304.2
5 Johann ZARCO	FRA	DUCATI	303.3	302.5	301.6	301.6	301.6	302.1	303.3
12 Maverick VIÑALES	SPA	APRILIA	303.3	303.3	303.3	302.5	302.5	303.0	303.3
23 Enea BASTIANINI	ITA	DUCATI	303.3	303.3	302.5	302.5	302.5	302.8	303.3
43 Jack MILLER	AUS	DUCATI	303.3	303.3	303.3	301.6	301.6	302.6	303.3
72 Marco BEZZECCHI	ITA	DUCATI	303.3	301.6	301.6	301.6	300.8	301.4	303.3
41 Aleix ESPARGARO	SPA	APRILIA	302.5	302.5	301.6	301.6	300.8	301.8	302.5
63 Francesco BAGNAIA	ITA	DUCATI	302.5	302.5	302.5	302.5	301.6	302.2	302.5
6 Stefan BRADL	GER	HONDA	300.0	299.1	298.3	297.5	297.5	298.5	300.0
10 Luca MARINI	ITA	DUCATI	300.0	300.0	300.0	299.1	299.1	299.4	300.0
25 Raul FERNANDEZ	SPA	KTM	300.0	295.8	295.0	294.2	294.2	295.6	300.0
44 Pol ESPARGARO	SPA	HONDA	300.0	299.1	298.3	298.3	298.3	298.6	300.0
49 Fabio DI GIANNANTONIO	ITA	DUCATI	300.0	298.3	298.3	298.3	298.3	298.5	300.0
73 Alex MARQUEZ	SPA	HONDA	300.0	300.0	300.0	298.3	298.3	298.9	300.0
88 Miguel OLIVEIRA	POR	KTM	300.0	299.1	299.1	299.1	298.3	298.8	300.0
4 Andrea DOVIZIOSO	ITA	YAMAHA	299.1	297.5	296.7	296.7	295.0	295.9	299.1
20 Fabio QUARTARARO	FRA	YAMAHA	299.1	298.3	298.3	298.3	297.5	298.2	299.1
30 Takaaki NAKAGAMI	JPN	HONDA	296.7	295.8	295.0	295.0	294.2	294.8	299.1
42 Alex RINS	SPA	SUZUKI	299.1	299.1	298.3	298.3	297.5	298.2	299.1
33 Brad BINDER	RSA	KTM	298.3	297.5	297.5	297.5	297.5	297.6	298.3
36 Joan MIR	SPA	SUZUKI	298.3	296.7	296.7	296.7	296.7	296.9	298.3
40 Darryn BINDER	RSA	YAMAHA	298.3	297.5	296.7	296.7	296.7	297.2	298.3
21 Franco MORBIDELLI	ITA	YAMAHA	295.8	295.8	295.8	295.0	295.0	295.4	295.8
87 Remy GARDNER	AUS	KTM	295.8	295.8	295.0	294.2	294.2	294.8	295.8

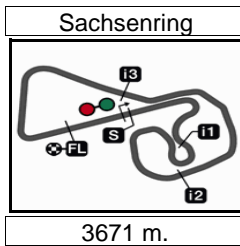
These data/results cannot be reproduced, stored and/or transmitted in whole or in part by any manner of electronic, mechanical, photocopying, recording, broadcasting or otherwise now known or herein after developed without the previous express consent by the copyright owner, except for reproduction in daily press and regular printed publications on sale to the public within 60 days of the event related to those data/results and always provided that copyright symbol appears together as follows below.

© DORNA, 2022

Official MotoGP Timing by TISSOT
www.motogp.com



Sachsenring, Saturday, June 18, 2022



Results and timing service provided by **TISSOT**

MotoGP™

LIQUI MOLY MOTORRAD GRAND PRIX DEUTSCHLAND

Free Practice Nr. 3

Chronological Analysis of Performances

13

* Lap / Sector time cancelled **T1** Time from finish line to 1st intermediate **T3** Time from 2nd intermed. to 3rd intermed.
P Crossing the finish line in pit lane **T2** Time from 1st intermed. to 2nd intermed. **T4** Time from 3rd intermediate to finish line
****** Tyre data subject to further updates

Lap	Lap Time	T1	T2	T3	T4	Speed	Lap	Lap Time	T1	T2	T3	T4	Speed
1st	63	Francesco BAGNAIA		DUCATI		ITA	7	6'40.079	20.846	24.470	19.378	20.953	
		Ducati Lenovo Team					8	1'22.330	18.155	23.498	19.524	21.153	296.7
		Runs=3 Total laps=20 Full laps=12					9	1'21.608	18.085	23.543	19.096	20.884	300.0
Run # 1	Front Tyre	Slick-Medium	Rear Tyre	Slick-Medium	New Tyre		10	1'21.458	17.985	23.517	19.091	20.865	299.1
	4 Laps at start						11	1'38.574 P	28.075	26.463	20.099	23.937	299.1
1	2'13.122	19.645	24.616	19.871	21.597		Run # 3	Front Tyre	Slick-Hard	Rear Tyre	Slick-Soft	New Tyre	
2	1'21.623	18.282	23.392	19.094	20.855	299.1		New Tyre					
3	1'21.269	18.061	23.488	18.959	20.761	300.0	12	9'13.041	19.537	24.017	19.054	20.686	
4	1'20.690	17.967	23.205	18.806	20.712	300.8	13	1'20.013	17.876	23.143	18.574	20.420	300.0
5	1'21.285 *	17.900	23.323	18.937	21.125*	302.5	14	1'20.007	17.740	23.120	18.525	20.622	301.6
6	1'21.342	18.020	23.440	18.957	20.925	302.5	15	1'32.644 P	23.530	25.244	20.158	23.712	189.4
7	1'28.182 P	20.934	24.708	19.583	22.957	294.2	Run # 4	Front Tyre	Slick-Hard	Rear Tyre	Slick-Soft	New Tyre	
Run # 2	Front Tyre	Slick-Medium	Rear Tyre	Slick-Hard	New Tyre			4 Laps at start					
	11 Laps at start				19 Laps at start		16	5'29.046	19.148	23.791	19.188	20.916	
8	6'31.864	27.814	24.991	19.825	21.789		17	1'19.829	17.787	22.999	18.557	20.486	302.5
9	1'22.977	18.343	23.666	19.705	21.263	300.0	18	1'28.117 *	17.774	23.114	21.780*	25.449	302.5
10	1'21.870	18.062	23.517	19.192	21.099	301.6	19	1'27.376 *	19.961*	25.796	20.235	21.384	277.6
11	1'22.266	18.162	23.706	19.278	21.120	300.8	20	1'25.907	18.248	24.225	19.130	24.304	301.6
12	1'21.825	18.085	23.592	19.152	20.996	300.8							
13	1'24.063	18.816	24.376	19.585	21.286	300.8	3rd	43	Jack MILLER		DUCATI		AUS
14	1'21.909	18.006	23.600	19.231	21.072	301.6			Ducati Lenovo Team				
15	1'27.114 P	19.241	25.066	20.063	22.744	299.1			Runs=3	Total laps=23	Full laps=13		
Run # 3	Front Tyre	Slick-Medium	Rear Tyre	Slick-Soft	New Tyre		Run # 1	Front Tyre	Slick-Soft	Rear Tyre	Slick-Soft	New Tyre	
	7 Laps at start				7 Laps at start			7 Laps at start					
16	7'21.487	19.771	24.331	19.783	21.194		1	1'36.013	19.706	24.996	20.017	21.760	
17	1'19.833	17.817	22.978	18.584	20.454	300.8	2	1'30.238 P	21.655	25.535	19.890	23.158	296.7
18	1'19.765	17.706	22.971	18.599	20.489	302.5	Run # 2	Front Tyre	Slick-Medium	Rear Tyre	Slick-Medium	New Tyre	
19	1'26.505 P	19.769	25.174	19.446	22.116	302.5		New Tyre					
Run # 4	Front Tyre	Slick-Medium	Rear Tyre	Slick-Soft	New Tyre		3	2'48.917	23.039	24.151	19.574	21.132	
	4 Laps at start				4 Laps at start		4	1'21.894 *	18.177	23.418	19.146	21.153*	300.0
20	7'27.771	19.781	24.211	19.550	21.255		5	1'20.841	17.897	23.265	18.946	20.733	301.6
2nd	41	Alex ESPARGARO		APRILIA		SPA	6	1'20.937	17.879	23.241	18.961	20.856	303.3
		Aprilia Racing					7	1'21.946	18.154	23.577	19.233	20.982	299.1
		Runs=3 Total laps=20 Full laps=10					8	1'21.548	17.983	23.401	19.191	20.973	300.8
Run # 1	Front Tyre	Slick-Hard	Rear Tyre	Slick-Medium	New Tyre		9	1'21.600	17.957	23.396	19.243	21.004	300.8
	6 Laps at start						10	1'21.759	17.998	23.586	19.142	21.033	300.0
1	2'19.469	20.966	25.112	20.189	21.736		11	1'21.829	17.957	23.568	19.235	21.069	300.0
2	1'22.692	18.480	23.898	19.423	20.891	295.8	12	1'21.998	18.026	23.587	19.285	21.100	300.0
3	1'21.094	17.994	23.480	18.970	20.650	298.3	13	1'21.810	18.006	23.606	19.208	20.990	300.0
4	1'21.037	17.991	23.309	18.915	20.822	300.8	14	1'32.795 P	18.227	30.060	21.229	23.279	300.0
5	1'20.901 *	17.911	23.336	18.912	20.742*	300.0	Run # 3	Front Tyre	Slick-Soft	Rear Tyre	Slick-Soft	New Tyre	
6	1'28.729 P	20.040	24.770	20.180	23.739	299.1		New Tyre					
Run # 2	Front Tyre	Slick-Hard	Rear Tyre	Slick-Medium	New Tyre		15	12'38.770	22.307	24.236	19.319	21.058	
	12 Laps at start				6 Laps at start		16	1'23.827	17.854	23.552	20.113	22.308	300.0
							17	1'20.395	17.729	22.935	18.909	20.822	300.8

Fastest Lap: Francesco BAGNAIA Ducati Lenovo Team ITA **1'19.765** 17.706 22.971 18.599 20.489

These data/results cannot be reproduced, stored and/or transmitted in whole or in part by any manner of electronic, mechanical, photocopying, recording, broadcasting or otherwise now known or herein after developed without the previous express consent by the copyright owner, except for reproduction in daily press and regular printed publications on sale to the public within 60 days of the event related to those data/results and always provided that copyright symbol appears together as follows below.
© DORNA, 2022



Free Practice Nr. 3

MotoGP

Lap	Lap Time	T1	T2	T3	T4	Speed	Lap	Lap Time	T1	T2	T3	T4	Speed
18	1'25.879	P	19.464	24.407	19.778	22.230	300.0						
Run # 4	<i>Front Tyre Slick-Soft</i>		<i>Rear Tyre Slick-Soft</i>		<i>New Tyre</i>								
4 Laps at start													
19	2'23.527		18.557	23.802	19.020	20.854							
20	1'19.873		17.637	22.930	18.714	20.592	300.8						
21	1'42.802	*	21.842	31.712	23.774*	25.474	301.6						
22	1'28.718	*	20.206*	26.661	20.254	21.597	303.3						
23	1'22.642		18.767	23.656	19.256	20.963	303.3						
4th	5	Johann ZARCO			DUCATI	FRA							
Prima Pramac Racing													
Runs=3 Total laps=22 Full laps=13													
Run # 1	<i>Front Tyre Slick-Medium</i>		<i>Rear Tyre Slick-Medium</i>		<i>New Tyre</i>								
3 Laps at start													
1	2'27.645		19.115	25.464	19.881	21.408							
2	1'23.455		19.214	23.964	19.280	20.997	301.6						
3	1'21.190		18.037	23.342	19.039	20.772	300.0						
4	1'21.546	*	17.891	23.339	18.903	21.413*	300.8						
5	1'21.178	*	17.855	23.437	18.933	20.953*	300.0						
6	1'21.633		17.986	23.393	19.052	21.202	300.0						
7	1'21.291		18.011	23.337	18.992	20.951	300.0						
8	1'33.598	P	18.068	28.295	21.728	25.507	298.3						
Run # 2	<i>Front Tyre Slick-Medium</i>		<i>Rear Tyre Slick-Medium</i>		<i>New Tyre</i>								
11 Laps at start													
9	6'27.521		19.394	24.955	19.267	21.041							
10	1'21.367		18.134	23.385	18.955	20.893	301.6						
11	1'21.552		18.115	23.405	19.084	20.948	297.5						
12	1'23.049		18.490	24.294	19.191	21.074	299.1						
13	1'21.815		18.087	23.623	19.094	21.011	298.3						
14	1'28.267		18.106	28.984	19.709	21.468	299.1						
15	1'22.040		18.085	23.654	19.198	21.103	300.8						
16	1'26.235	P	18.303	24.981	19.750	23.201	298.3						
Run # 3	<i>Front Tyre Slick-Medium</i>		<i>Rear Tyre Slick-Soft</i>		<i>New Tyre</i>								
New Tyre													
17	6'42.435		19.747	25.862	20.071	21.056							
18	1'22.248	P	17.911	23.184	19.222	21.931	302.5						
Run # 4	<i>Front Tyre Slick-Medium</i>		<i>Rear Tyre Slick-Soft</i>		<i>New Tyre</i>								
2 Laps at start													
19	4'56.720		18.816	23.861	19.167	21.227							
20	1'19.959		17.770	23.000	18.724	20.465	303.3						
21	1'53.108		32.671	39.999	19.433	21.005	295.0						
22	1'20.098		17.769	23.016	18.742	20.571	301.6						
5th	89	Jorge MARTIN			DUCATI	SPA							
Prima Pramac Racing													
Runs=3 Total laps=20 Full laps=12													
Run # 1	<i>Front Tyre Slick-Medium</i>		<i>Rear Tyre Slick-Medium</i>		<i>New Tyre</i>								
New Tyre													
1	2'09.933		21.143	25.609	19.754	21.494							
2	1'22.323		18.520	23.649	19.250	20.904	295.8						
3	1'21.569		18.190	23.435	19.069	20.875	298.3						
4	1'21.369		18.031	23.331	19.075	20.932	298.3						
5	1'21.460	*	18.014	23.469	18.916	21.061*	299.1						
6	1'21.497		18.133	23.408	19.023	20.933	298.3						
7	1'31.747	P	22.681	24.639	19.432	24.995	297.5						
6th	20	Fabio QUARTARARO			YAMAHA	FRA							
Monster Energy Yamaha MotoGP													
Runs=4 Total laps=23 Full laps=12													
Run # 1	<i>Front Tyre Slick-Hard</i>		<i>Rear Tyre Slick-Medium</i>		<i>New Tyre</i>								
4 Laps at start													
1	2'38.555		19.948	25.339	20.098	22.030							
2	1'30.408		24.576	25.074	19.546	21.212	297.5						
3	1'21.220	*	18.047	23.300	19.026	20.847*	294.2						
4	1'22.387	*	17.953	23.326	18.937	22.171*	295.8						
5	1'21.031		17.853	23.275	18.960	20.943	295.8						
6	1'21.045		17.905	23.406	18.925	20.809	295.8						
7	1'20.972		17.873	23.364	18.886	20.849	296.7						
8	1'28.375		17.878	23.423	22.399	24.675	296.7						
9	1'21.420		18.180	23.450	18.975	20.815	298.3						
10	1'21.247		18.041	23.401	19.002	20.803	295.8						
11	1'29.204	P	17.977	23.402	22.964	24.861	295.0						
Run # 2	<i>Front Tyre Slick-Hard</i>		<i>Rear Tyre Slick-Medium</i>		<i>New Tyre</i>								
15 Laps at start													
12	5'29.988		20.127	24.417	19.439	21.943							
13	1'22.288		18.055	23.455	19.363	21.415	296.7						
14	1'21.795		17.942	23.444	19.394	21.015	297.5						
15	1'21.285		17.962	23.441	18.981	20.901	296.7						
16	1'22.564	P	17.938	23.427	18.950	22.249	294.2						
Run # 3	<i>Front Tyre Slick-Hard</i>		<i>Rear Tyre Slick-Soft</i>		<i>New Tyre</i>								
New Tyre													
17	5'36.217		19.493	26.620	19.405	21.195							
18	1'20.038		17.812	23.098	18.583	20.545	298.3						
19	1'20.169		17.748	23.083	18.724	20.614	298.3						
20	1'32.743	P	21.800	28.018	19.487	23.438	292.6						
Run # 4	<i>Front Tyre Slick-Hard</i>		<i>Rear Tyre Slick-Soft</i>		<i>New Tyre</i>								
4 Laps at start													
21	4'28.543		19.723	24.213	19.281	21.592							
22	2'10.464	P	17.694	23.048	42.600*	47.122	299.1						

Fastest Lap: Francesco BAGNAIA Ducati Lenovo Team ITA **1'19.765** 17.706 22.971 18.599 20.489

These data/results cannot be reproduced, stored and/or transmitted in whole or in part by any manner of electronic, mechanical, photocopying, recording, broadcasting or otherwise now known or herein after developed without the previous express consent by the copyright owner, except for reproduction in daily press and regular printed publications on sale to the public within 60 days of the event related to those data/results and always provided that copyright symbol appears together as follows below.
© DORNA, 2022

Official MotoGP Timing by TISSOT
www.motogp.com

Sachsenring, Saturday, June 18, 2022

Page 2 of 8



Free Practice Nr. 3

MotoGP

Lap	Lap Time	T1	T2	T3	T4	Speed	Lap	Lap Time	T1	T2	T3	T4	Speed
7th 36 Joan MIR Team SUZUKI ECSTAR							SUZUKI SPA						
Runs=4 Total laps=21 Full laps=11													
Run # 1	<i>Front Tyre</i>	Slick-Hard	<i>Rear Tyre</i>	Slick-Medium			Run # 3	<i>Front Tyre</i>	Slick-Medium	<i>Rear Tyre</i>	Slick-Soft		
5 Laps at start							New Tyre						
4 Laps at start							New Tyre						
1	1'28.428	20.262	24.940	20.003	21.510		16	6'43.280	21.206	25.021	19.783	21.185	
2	1'22.563	18.476	23.783	19.317	20.987	292.6	17	1'21.931	18.411	23.951	18.860	20.709	293.4
3	1'35.836	30.825	24.726	19.355	20.930	296.7	18	1'20.181	17.999	23.045	18.567	20.570	295.8
4	1'21.459	18.107	23.390	19.104	20.858	296.7	19	1'27.579 P	19.869	24.747	19.576	23.387	291.1
5	1'26.992 *	20.431	24.574	19.608	22.379*	281.9	Run # 4 <i>Front Tyre</i> Slick-Medium <i>Rear Tyre</i> Slick-Soft						
6	1'21.595	18.155	23.445	19.065	20.930	295.0	4 Laps at start						
7	1'21.591	18.076	23.421	19.071	21.023	295.8	New Tyre						
8	1'33.958 P	23.077	26.095	19.699	25.087	291.1	20	4'22.240	25.130	25.584	19.965	21.614	
Run # 2 <i>Front Tyre</i> Slick-Hard <i>Rear Tyre</i> Slick-Medium							9th 12 Maverick VIÑALES Aprilia Racing						
13 Laps at start							Runs=3 Total laps=18 Full laps=8						
12 Laps at start													
9	6'01.728	20.547	23.990	19.370	21.063		Run # 1	<i>Front Tyre</i> Slick-Hard <i>Rear Tyre</i> Slick-Medium					
10	1'21.762	18.034	23.531	19.179	21.018	296.7	4 Laps at start						
11	1'21.780	18.021	23.494	19.212	21.053	295.8	11 Laps at start						
12	1'27.684 P	18.100	27.262	19.703	22.619	295.8	1	2'19.344	21.188	25.193	20.327	21.692	
Run # 3 <i>Front Tyre</i> Slick-Medium <i>Rear Tyre</i> Slick-Soft							2	1'23.409	18.449	23.977	19.683	21.300	298.3
New Tyre							3	1'21.872	18.184	23.552	19.138	20.998	299.1
New Tyre							4	1'22.396 *	18.143	23.640	19.292	21.321*	301.6
13	5'17.928	20.194	23.959	19.155	20.832		5	1'22.015 *	18.031	23.659	19.220	21.105*	300.8
14	1'20.615	17.957	23.138	18.862	20.658	296.7	6	1'23.545 P	18.070	23.698	19.338	22.439	300.8
15	1'20.549	17.757	23.063	18.927	20.802	298.3	Run # 2 <i>Front Tyre</i> Slick-Soft <i>Rear Tyre</i> Slick-Medium						
16	1'24.742 P	17.845	23.177	18.930	24.790	296.7	New Tyre						
Run # 4 <i>Front Tyre</i> Slick-Hard <i>Rear Tyre</i> Slick-Soft							Run # 3 <i>Front Tyre</i> Slick-Medium <i>Rear Tyre</i> Slick-Soft						
New Tyre							New Tyre						
New Tyre							7	7'59.255	20.646	24.143	19.192	20.817	
17	4'08.894	19.491	24.108	19.116	20.823		8	1'20.913	17.971	23.281	18.901	20.760	301.6
18	1'20.448	17.924	23.093	18.775	20.656	296.7	9	1'20.798	17.865	23.328	18.900	20.705	303.3
19	1'20.098	17.793	23.002	18.726	20.577	296.7	10	1'20.930	17.916	23.337	18.925	20.752	302.5
20	1'44.336 P	32.818	26.523	20.779	24.216	296.7	11	1'25.916 P	20.485	24.294	19.424	21.713	296.7
Run # 5 <i>Front Tyre</i> Slick-Hard <i>Rear Tyre</i> Slick-Soft							Run # 4 <i>Front Tyre</i> Slick-Medium <i>Rear Tyre</i> Slick-Soft						
4 Laps at start							New Tyre						
4 Laps at start							New Tyre						
21	5'55.189	20.154	24.495	19.771	21.215		12	8'17.750	18.294	23.783	19.107	20.638	
8th 30 Takaaki NAKAGAMI LCR Honda IDEMITSU							Run # 3 <i>Front Tyre</i> Slick-Medium <i>Rear Tyre</i> Slick-Soft						
Runs=3 Total laps=21 Full laps=11							New Tyre						
New Tyre							New Tyre						
Run # 1	<i>Front Tyre</i> Slick-Medium <i>Rear Tyre</i> Slick-Hard						12	1'20.361	17.895	23.203	18.710	20.553	303.3
6 Laps at start							13	1'20.361	17.895	23.203	18.710	20.553	303.3
New Tyre							14	1'21.611 P	17.803	23.149	18.958*	21.701	303.3
1	2'22.836	24.137	26.169	20.959	22.411		Run # 4 <i>Front Tyre</i> Slick-Medium <i>Rear Tyre</i> Slick-Soft						
2	1'24.663	19.375	24.375	19.455	21.458	279.0	New Tyre						
3	1'22.319	18.464	23.682	19.057	21.116	291.8	New Tyre						
4	1'22.191 *	18.278	23.629	18.995	21.289*	293.4	15	7'27.122	18.581	23.731	18.982	20.651	
5	1'21.660 *	18.168	23.502	19.033	20.957*	294.2	16	1'20.245	17.827	23.049	18.794	20.575	301.6
6	1'21.545	18.097	23.438	18.989	21.021	294.2	17	1'20.280	17.774	23.129	18.763	20.614	302.5
7	1'21.510	18.123	23.375	19.028	20.984	294.2	18	1'24.305 *	19.809*	23.687	19.513	21.296	289.5
8	1'21.508	18.081	23.474	19.030	20.923	295.0	10th 88 Miguel OLIVEIRA Red Bull KTM Factory Racing						
9	1'30.891 P	19.819	26.024	21.611	23.437	294.2	Runs=3 Total laps=21 Full laps=12						
Run # 2 <i>Front Tyre</i> Slick-Medium <i>Rear Tyre</i> Slick-Soft							Run # 1 <i>Front Tyre</i> Slick-Hard <i>Rear Tyre</i> Slick-Medium						
15 Laps at start							5 Laps at start						
6 Laps at start							New Tyre						
10	6'07.551	27.116	25.180	19.714	21.483		1	1'36.833	19.323	24.508	19.990	21.301	
Fastest Lap: Francesco BAGNAIA							Ducati Lenovo Team ITA 1'19.765 17.706 22.971 18.599 20.489						

These data/results cannot be reproduced, stored and/or transmitted in whole or in part by any manner of electronic, mechanical, photocopying, recording, broadcasting or otherwise now known or herein after developed without the previous express consent by the copyright owner, except for reproduction in daily press and regular printed publications on sale to the public within 60 days of the event related to those data/results and always provided that copyright symbol appears together as follows below.
© DORNA, 2022

Official MotoGP Timing by TISSOT
www.motogp.com

Sachsenring, Saturday, June 18, 2022

Page 3 of 8



Free Practice Nr. 3

MotoGP

Lap	Lap Time	T1	T2	T3	T4	Speed	Lap	Lap Time	T1	T2	T3	T4	Speed
6	1'20.981	18.091	23.270	18.774	20.846	298.3	Run # 1	Front Tyre Slick-Medium	Rear Tyre Slick-Medium				
7	1'27.380	22.881	24.285	19.158	21.056	294.2	5 Laps at start						New Tyre
8	1'23.762 P	18.207	23.533	19.053	22.969	298.3	1	1'44.523	20.123	25.300	20.080	21.505	
Run # 2	Front Tyre Slick-Medium	Rear Tyre Slick-Soft	New Tyre		New Tyre		2	1'21.868	18.255	23.646	19.100	20.867	298.3
9	7'48.802	21.312	26.773	19.776	21.801		3	1'21.696	18.208	23.463	19.100	20.925	298.3
10	1'24.278	18.158	25.640	19.595	20.885	298.3	4	1'28.690	18.157	23.293	25.469	21.771	292.6
11	1'20.804	18.105	23.372	18.854	20.473	298.3	5	1'21.838 *	18.222	23.495	18.959	21.162 *	295.8
12	1'20.554	18.049	23.153	18.740	20.612	296.7	6	1'21.835	18.161	23.536	19.035	21.103	296.7
13	1'23.043 P	18.093	23.344	19.098	22.508	299.1	7	1'21.893	18.144	23.511	19.074	21.164	298.3
Run # 3	Front Tyre Slick-Hard	Rear Tyre Slick-Soft	New Tyre		New Tyre		8	1'25.758 P	18.194	23.671	20.032	23.861	298.3
14	6'14.183	19.379	23.683	18.975	20.560		Run # 2	Front Tyre Slick-Medium	Rear Tyre Slick-Medium	13 Laps at start		8 Laps at start	
15	1'20.265	18.022	23.191	18.597	20.455	300.0	9	8'02.293	21.711	26.775	19.756	21.444	
16	1'20.550	18.033	23.040	18.803	20.674	295.0	10	1'22.690	18.319	23.815	19.347	21.209	297.5
17	1'25.310 P	19.488	24.514	19.252	22.056	295.8	11	1'22.470	18.226	23.767	19.237	21.240	297.5
Run # 4	Front Tyre Slick-Hard	Rear Tyre Slick-Soft	4 Laps at start		New Tyre		12	1'22.182	18.104	23.694	19.251	21.133	297.5
18	6'30.079	18.398	23.502	18.987	23.091		13	1'35.228 P	22.334	25.625	23.192	24.077	298.3
19	1'34.106 *	19.968	24.852	23.211 *	26.075	299.1	Run # 3	Front Tyre Slick-Medium	Rear Tyre Slick-Soft	New Tyre		New Tyre	
20	1'27.638	18.122	29.088	19.145	21.283	294.2	14	9'01.872	19.541	24.413	19.559	21.512	
21	1'20.416	17.985	23.089	18.687	20.655	297.5	15	1'20.915	18.062	23.207	18.850	20.796	297.5

11th 72 Marco BEZZECCHI DUCATI ITA
 Mooney VR46 Racing Team
 Runs=3 Total laps=17 Full laps=11

Run #	Front Tyre	Slick-Medium	Rear Tyre	Slick-Medium	Speed	
Run # 1	Front Tyre Slick-Medium	Rear Tyre Slick-Medium	5 Laps at start			
1	2'13.470	19.538	24.411	19.647	21.734	
2	1'21.874	18.413	23.492	18.918	21.051	301.6
3	1'21.112	18.099	23.322	18.919	20.772	300.8
unfinished	18.079	23.329	18.925	298.3		
Run # 2	Front Tyre Slick-Medium	Rear Tyre Slick-Soft	14 Laps at start		5 Laps at start	
4	1'28.184	21.886	24.719	19.837	21.742	
5	1'21.705	18.124	23.569	19.091	20.921	300.8
6	1'21.306	18.034	23.419	19.047	20.806	300.8
7	1'21.465	18.105	23.494	19.020	20.846	300.0
8	1'24.555 P	18.281	23.533	19.632	23.109	300.0
Run # 3	Front Tyre Slick-Medium	Rear Tyre Slick-Soft	New Tyre		New Tyre	
9	6'30.838	21.171	26.191	19.561	21.223	
10	1'20.408	17.956	23.062	18.773	20.617	301.6
11	1'20.576	17.925	23.176	18.833	20.642	300.8
12	1'32.891 P	21.864	28.188	19.648	23.191	296.7
Run # 4	Front Tyre Slick-Medium	Rear Tyre Slick-Soft	4 Laps at start		New Tyre	
13	4'07.352	28.297	24.845	19.805	31.958	
14	1'38.130 *	18.519	28.315	20.732 *	30.564	301.6
15	1'23.408	18.068	23.184	19.497	22.659	300.0
16	1'21.090	17.873	23.123	19.264	20.830	303.3

12th 49 Fabio DI GIANNANTON DUCATI ITA
 Gresini Racing MotoGP
 Runs=3 Total laps=21 Full laps=13

Run #	Front Tyre	Slick-Medium	Rear Tyre	Slick-Soft	Speed	
Run # 4	Front Tyre Slick-Medium	Rear Tyre Slick-Soft	4 Laps at start		New Tyre	
18	3'04.270	27.908	26.562	20.924	23.069	
19	1'30.397	17.938	23.095	18.846	30.518	300.0
20	1'20.437	17.926	23.105	18.750	20.656	297.5
21	1'20.606	17.844	23.224	18.801	20.737	296.7

13th 44 Poi ESPARGARO HONDA SPA
 Repsol Honda Team
 Runs=4 Total laps=20 Full laps=10

Run #	Front Tyre	Slick-Medium	Rear Tyre	Slick-Soft	Speed	
Run # 1	Front Tyre Slick-Medium	Rear Tyre Slick-Soft	New Tyre		5 Laps at start	
1	1'57.229	19.862	25.165	20.026	21.899	
2	1'25.559	18.621	24.014	20.918	22.006	293.4
3	1'21.791	18.241	23.485	19.062	21.003	297.5
4	1'27.072	21.562	24.343	19.554	21.613	295.8
5	1'22.893 *	18.213	23.535	18.931	22.214 *	298.3
6	1'30.601	21.744	27.903	19.608	21.346	297.5
7	1'24.036 P	18.079	23.414	18.957	23.586	298.3
Run # 2	Front Tyre Slick-Medium	Rear Tyre Slick-Soft	4 Laps at start		12 Laps at start	
8	5'12.261	19.522	24.519	19.810	21.548	
9	1'23.470	18.266	23.767	19.979	21.458	297.5
10	1'22.061	18.098	23.636	19.265	21.062	298.3
11	1'23.943 P	18.153	23.688	19.226	22.876	298.3
Run # 3	Front Tyre Slick-Medium	Rear Tyre Slick-Soft	8 Laps at start		16 Laps at start	
12	4'22.801	19.239	24.211	19.615	21.413	
13	1'24.102 P	18.242	23.902	19.473	22.485	298.3
Run # 4	Front Tyre Slick-Medium	Rear Tyre Slick-Soft	New Tyre		New Tyre	
14	7'47.571	19.171	24.852	19.480	21.139	

Fastest Lap: Francesco BAGNAIA Ducati Lenovo Team ITA **1'19.765** 17.706 22.971 18.599 20.489

These data/results cannot be reproduced, stored and/or transmitted in whole or in part by any manner of electronic, mechanical, photocopying, recording, broadcasting or otherwise now known or herein after developed without the previous express consent by the copyright owner, except for reproduction in daily press and regular printed publications on sale to the public within 60 days of the event related to those data/results and always provided that copyright symbol appears together as follows below.
 © DORNA, 2022



Free Practice Nr. 3

MotoGP

Lap	Lap Time	T1	T2	T3	T4	Speed	Lap	Lap Time	T1	T2	T3	T4	Speed
15	1'27.798	20.752	26.893	19.235	20.918	298.3	8	7'38.644	19.866	23.966	19.522	21.326	
16	1'22.851 P	18.054	23.317	18.911	22.569	299.1	9	1'21.884	18.284	23.456	19.175	20.969	295.8
Run # 5 Front Tyre Slick-Medium Rear Tyre Slick-Soft							Run # 10 Front Tyre Slick-Medium Rear Tyre Slick-Soft						
3 Laps at start							3 Laps at start						
New Tyre							New Tyre						
17	5'14.857	18.266	24.287	19.693	24.872		10	1'21.815	18.053	23.485	19.172	21.105	299.1
18	1'31.137	18.114	23.156	18.861	31.006	296.7	11	1'22.133	17.952	23.659	19.452	21.070	298.3
19	1'20.456	17.983	23.136	18.741	20.596	297.5	12	1'21.961	18.144	23.595	19.167	21.055	296.7
20	1'28.642	17.913	23.361	23.798	23.570	300.0	13	1'21.836	17.981	23.548	19.223	21.084	299.1
							14	1'21.869	17.982	23.619	19.220	21.048	298.3
							15	1'32.395 P	20.319	25.954	21.053	25.069	295.0

14th 33 Brad BINDER KTM RSA
Red Bull KTM Factory Racing

Runs=3 Total laps=21 Full laps=13

Run #	Front Tyre	Slick-Hard	Rear Tyre	Slick-Medium		
Run # 1 Front Tyre Slick-Hard Rear Tyre Slick-Medium						
15 Laps at start						
New Tyre						
1	1'38.862	18.732	24.235	19.672	21.484	
2	1'22.418	18.412	23.581	19.207	21.218	291.8
3	1'27.219	22.700	23.879	19.247	21.393	294.2
4	1'21.664	18.231	23.371	19.135	20.927	292.6
5	1'23.276 *	18.070	23.599	19.310	22.297*	295.8
6	1'22.319	18.293	23.579	19.154	21.293	297.5
7	1'22.003	18.232	23.530	19.116	21.125	296.7
8	1'26.012 P	20.861	23.833	19.161	22.157	294.2

Run # 2 Front Tyre Slick-Medium Rear Tyre Slick-Soft

New Tyre New Tyre

9	8'30.755	23.477	23.773	19.015	20.780	
10	1'20.965	18.067	23.265	18.870	20.763	298.3
11	1'30.653	21.523	28.290	19.383	21.457	295.0
12	1'21.170	18.201	23.295	18.838	20.836	293.4
13	1'24.614 P	18.534	24.071	19.303	22.706	291.1

Run # 3 Front Tyre Slick-Hard Rear Tyre Slick-Soft

New Tyre New Tyre

14	6'26.093	22.395	24.171	19.225	20.856	
15	1'21.287	18.154	23.201	18.890	21.042	297.5
16	1'21.037	18.106	23.186	18.926	20.819	296.7
17	1'21.559	18.035	23.379	19.041	21.104	297.5
18	1'27.523 P	20.941	24.098	19.336	23.148	297.5

Run # 4 Front Tyre Slick-Medium Rear Tyre Slick-Soft

New Tyre New Tyre

19	5'43.388 *	19.845	24.050	20.008*	30.896	
20	1'20.529	18.015	23.037	18.677	20.800	297.5
21	1'20.744	17.910	23.125	18.928	20.781	295.8

15th 10 Luca MARINI DUCATI ITA
Mooney VR46 Racing Team

Runs=3 Total laps=23 Full laps=14

Run #	Front Tyre	Slick-Medium	Rear Tyre	Slick-Medium		
Run # 1 Front Tyre Slick-Medium Rear Tyre Slick-Medium						
4 Laps at start						
New Tyre						
1	2'13.286	19.560	24.544	19.866	21.661	
2	1'21.619	18.307	23.409	19.001	20.902	294.2
3	1'22.086	18.368	23.268	19.078	21.372	296.7
4	1'23.051	18.466	23.650	19.579	21.356	300.0
5	1'21.290 *	17.955	23.225	19.144	20.966*	298.3
6	1'27.182	17.925	27.453	20.161	21.643	298.3
7	1'23.956 P	17.900	23.483	19.728	22.845	299.1

Run # 2 Front Tyre Slick-Medium Rear Tyre Slick-Medium

11 Laps at start 7 Laps at start

Run # 3 Front Tyre Slick-Medium Rear Tyre Slick-Soft

New Tyre New Tyre

16	6'16.058	19.392	23.878	19.774	21.054	
17	1'20.744	17.912	23.248	18.807	20.777	299.1
18	1'20.634	17.758	23.183	18.852	20.841	299.1
19	1'34.492 P	20.319	25.692	20.152	28.329	296.7

Run # 4 Front Tyre Slick-Medium Rear Tyre Slick-Soft

4 Laps at start New Tyre

20	3'04.064	32.666	24.454	20.148	27.719	
21	1'40.720 *	18.346	30.888	20.333*	31.153	286.4
22	1'20.721	17.945	23.182	18.752	20.842	300.0
23	1'20.588	17.723	23.113	18.974	20.778	300.0

16th 87 Remy GARDNER KTM AUS
Tech3 KTM Factory Racing

Runs=3 Total laps=21 Full laps=13

Run # 1 Front Tyre Slick-Hard Rear Tyre Slick-Medium

7 Laps at start New Tyre

1	1'45.284	19.071	24.512	19.872	26.271	
2	1'22.926	18.431	23.778	19.432	21.285	294.2
3	1'22.612	18.356	23.665	19.508	21.083	295.8
4	1'22.095	18.265	23.614	19.186	21.030	293.4
5	1'22.724 *	18.131	23.469	19.242	21.882*	295.8
6	1'21.993	18.237	23.510	19.070	21.176	291.1
7	1'34.390 P	18.602	29.780	20.578	25.430	284.2

Run # 2 Front Tyre Slick-Hard Rear Tyre Slick-Medium

14 Laps at start 7 Laps at start

8	8'48.718	22.905	28.074	20.128	21.504	
9	1'22.641	18.442	23.752	19.374	21.073	292.6
10	1'22.185	18.293	23.662	19.187	21.043	292.6
11	1'22.090	18.190	23.601	19.299	21.000	294.2
12	1'31.778 P	20.447	26.340	20.733	24.258	291.1

Run # 3 Front Tyre Slick-Hard Rear Tyre Slick-Soft

New Tyre New Tyre

13	7'32.333 *	21.389	24.288	19.702	24.172*	
14	1'20.975	18.145	23.233	18.856	20.741	294.2
15	1'29.946	18.111	26.532	19.536	25.767	293.4
16	1'21.164	18.013	23.326	19.013	20.812	295.0
17	1'31.091 P	19.953	28.673	19.638	22.827	294.2

Run # 4 Front Tyre Slick-Hard Rear Tyre Slick-Soft

5 Laps at start New Tyre

18	3'30.761	20.852	24.076	19.358	21.000	
19	1'20.588	18.101	23.064	18.753	20.670	293.4
20	1'35.020	18.122	23.247	20.496	33.155	292.6
21	1'21.152	18.120	23.228	18.955	20.849	292.6

Fastest Lap: Francesco BAGNAIA Ducati Lenovo Team ITA 1'19.765 17.706 22.971 18.599 20.489

These data/results cannot be reproduced, stored and/or transmitted in whole or in part by any manner of electronic, mechanical, photocopying, recording, broadcasting or otherwise now known or herein after developed without the previous express consent by the copyright owner, except for reproduction in daily press and regular printed publications on sale to the public within 60 days of the event related to those data/results and always provided that copyright symbol appears together as follows below.
© DORNA, 2022

Official MotoGP Timing by TISSOT
www.motogp.com

Sachsenring, Saturday, June 18, 2022

Page 5 of 8



Free Practice Nr. 3

MotoGP

Lap	Lap Time	T1	T2	T3	T4	Speed	Lap	Lap Time	T1	T2	T3	T4	Speed	
17th	42	Alex RINS				SUZUKI	SPA	15	1'20.647	17.838	23.299	18.789	20.721	300.8
Team SUZUKI ECSTAR							16	1'26.934	P	19.727	25.790	19.336	22.081	303.3
Runs=3 Total laps=20 Full laps=11							Run # 4	Front Tyre Slick-Medium		Rear Tyre Slick-Soft		New Tyre		
Run # 1	Front Tyre		Slick-Medium		Rear Tyre Slick-Medium		4 Laps at start							
New Tyre							4 Laps at start							
1	2'01.421	21.318	25.163	19.965	21.890		17	4'12.174	23.288	25.345	19.701	34.290		
2	1'22.790	18.519	23.785	19.256	21.230	296.7	18	1'38.575	*	29.089	24.155	19.348*	25.983	303.3
3	1'22.383	18.263	23.436	19.355	21.329	296.7	19	1'24.693	17.881	23.199	18.795	24.818	301.6	
4	1'22.072	18.391	23.530	19.119	21.032	291.1	20	1'20.734	17.812	23.203	18.916	20.803	300.8	
5	1'21.826	*	18.270	23.478	19.000	21.078*	295.0							
6	1'37.869	P	21.750	32.879	19.807	23.433	292.6							
Run # 2	Front Tyre		Slick-Medium		Rear Tyre Slick-Medium		6 Laps at start							
New Tyre							10 Laps at start							
7	6'46.119	21.194	27.666	19.272	21.221									
8	1'21.993	18.198	23.433	19.163	21.199	295.8								
9	1'21.804	18.259	23.582	19.005	20.958	291.1								
10	1'21.520	18.102	23.567	18.942	20.909	298.3								
11	1'32.975	P	23.106	25.291	19.912	24.666	297.5							
Run # 3	Front Tyre		Slick-Medium		Rear Tyre Slick-Soft		New Tyre							
New Tyre							New Tyre							
12	9'18.915	18.294	24.105	18.977	20.938									
13	1'20.623	17.983	23.229	18.712	20.699	299.1								
14	1'22.718	18.206	24.121	19.349	21.042	296.7								
15	1'24.304	P	18.127	23.326	18.815	24.036	297.5							
Run # 4	Front Tyre		Slick-Medium		Rear Tyre Slick-Soft		New Tyre							
New Tyre							New Tyre							
16	5'43.276	18.661	24.248	19.471	20.965									
17	1'20.613	17.966	23.214	18.736	20.697	299.1								
18	1'28.159	18.035	29.589	19.580	20.955	298.3								
19	1'24.380	*	19.076*	24.508	19.697	21.099	291.1							
20	1'21.312	18.143	23.313	18.923	20.933	297.5								
18th	23	Enea BASTIANINI				DUCATI	ITA							
Gresini Racing MotoGP														
Runs=3 Total laps=20 Full laps=11														
Run # 1	Front Tyre		Slick-Medium		Rear Tyre Slick-Medium		5 Laps at start							
New Tyre							5 Laps at start							
1	1'54.834	20.621	25.173	20.139	21.587									
2	1'27.186	18.369	23.900	23.319	21.598	298.3								
3	1'22.223	18.139	23.732	19.347	21.005	300.8								
4	1'21.890	18.003	23.649	19.292	20.946	301.6								
5	1'21.903	*	17.946	23.639	19.352	20.966*	300.0							
6	1'32.484	25.065	27.044	19.351	21.024	302.5								
7	1'30.192	P	18.233	27.305	19.315	25.339	302.5							
Run # 2	Front Tyre		Slick-Medium		Rear Tyre Slick-Medium		12 Laps at start							
New Tyre							12 Laps at start							
8	8'10.697	18.836	24.283	19.482	21.083									
9	1'21.981	18.062	23.706	19.178	21.035	300.0								
10	1'22.135	18.048	23.709	19.315	21.063	302.5								
11	1'21.940	18.011	23.704	19.211	21.014	301.6								
12	1'24.969	P	18.010	23.717	19.594	23.648	300.8							
Run # 3	Front Tyre		Slick-Medium		Rear Tyre Slick-Soft		New Tyre							
New Tyre							New Tyre							
13	8'59.209	21.450	25.073	19.920	27.668									
14	1'20.843	17.935	23.455	18.836	20.617	301.6								
20th	40	Darryn BINDER				YAMAHA	RSA							
WithU Yamaha RNF MotoGP Team														
Runs=3 Total laps=22 Full laps=13														
Run # 1	Front Tyre		Slick-Hard		Rear Tyre Slick-Hard		7 Laps at start							
New Tyre							7 Laps at start							
1	1'33.924	20.797	25.403	20.404	22.542									
2	1'25.313	19.098	24.567	19.914	21.734	293.4								
3	1'25.705	20.174	24.820	19.489	21.222	293.4								
4	1'22.678	18.495	23.811	19.281	21.091	295.0								
5	1'31.722	*	18.671	24.078	25.691	23.282*	291.1							
6	1'22.824	18.648	23.740	19.302	21.134	291.1								

Fastest Lap: Francesco BAGNAIA Ducati Lenovo Team ITA **1'19.765** 17.706 22.971 18.599 20.489

These data/results cannot be reproduced, stored and/or transmitted in whole or in part by any manner of electronic, mechanical, photocopying, recording, broadcasting or otherwise now known or herein after developed without the previous express consent by the copyright owner, except for reproduction in daily press and regular printed publications on sale to the public within 60 days of the event related to those data/results and always provided that copyright symbol appears together as follows below.
© DORNA, 2022

Official MotoGP Timing by TISSOT
www.motogp.com



Free Practice Nr. 3

MotoGP

Lap	Lap Time	T1	T2	T3	T4	Speed	Lap	Lap Time	T1	T2	T3	T4	Speed
7	1'22.352	18.409	23.721	19.194	21.028	296.7	22	1'20.773	18.007	23.358	18.735	20.673	298.3
8	1'29.181 P	18.368	23.791	19.410	27.612	296.7	23	1'26.454	17.948	23.425	23.554	21.527	300.0
Run # 2 Front Tyre Slick-Medium Rear Tyre Slick-Medium 5 Laps at start New Tyre							22nd 21 Franco MORBIDELLI YAMAHA ITA Monster Energy Yamaha MotoGP Runs=5 Total laps=21 Full laps=11						
9	6'01.139	22.533	26.485	20.661	26.442		Run # 1 Front Tyre Slick-Hard Rear Tyre Slick-Medium New Tyre New Tyre						
10	1'22.576	18.611	23.810	19.173	20.982	293.4	1	1'30.721	20.288	24.811	19.866	21.595	
11	1'21.605	18.182	23.348	19.090	20.985	295.8	2	1'22.039	18.314	23.599	19.187	20.939	295.0
12	1'22.712	18.241	23.916	19.305	21.250	298.3	3	1'21.702	18.240	23.471	19.098	20.893	294.2
13	1'22.781	18.530	23.840	19.347	21.064	294.2	4	1'21.484	18.085	23.408	19.108	20.883	293.4
14	1'32.604 P	22.440	25.076	20.308	24.780	296.7	5	1'22.228 *	18.140	23.487	19.024	21.577*	294.2
Run # 3 Front Tyre Slick-Hard Rear Tyre Slick-Soft New Tyre New Tyre							Run # 2 Front Tyre Slick-Hard Rear Tyre Slick-Medium 6 Laps at start 6 Laps at start						
15	7'21.600	21.585	24.248	19.197	20.823		7	6'01.809	19.580	24.435	19.659	21.337	
16	1'21.062	18.280	23.206	18.757	20.819	291.1	8	1'22.295	18.286	23.597	19.295	21.117	291.1
17	1'21.233	18.160	23.314	18.929	20.830	295.0	9	1'22.222	18.324	23.579	19.234	21.085	288.7
18	1'25.051 P	18.316	24.093	20.231	22.411	295.8	10	1'34.716 P	18.277	23.676	27.603	25.160	293.4
Run # 4 Front Tyre Slick-Hard Rear Tyre Slick-Soft 4 Laps at start New Tyre							Run # 3 Front Tyre Slick-Hard Rear Tyre Slick-Medium 10 Laps at start 10 Laps at start						
19	4'37.633	18.450	23.585	19.032	20.636		11	5'12.814 P	19.923	24.289	19.594	21.937	
20	1'20.696	18.152	23.127	18.738	20.679	297.5	Run # 4 Front Tyre Slick-Hard Rear Tyre Slick-Soft New Tyre New Tyre						
21	1'32.569	18.259	30.347	22.905	21.058	293.4	12	6'40.774	20.034	24.060	19.230	20.917	
22	1'27.620 *	19.154*	24.378	19.761	24.327	292.6	13	1'20.821	18.016	23.243	18.840	20.722	295.8
21st 6 Stefan BRADL HONDA GER Repsol Honda Team Runs=3 Total laps=23 Full laps=15							14 1'26.746 20.508 25.501 19.649 21.088 295.8						
Run # 1 Front Tyre Slick-Medium Rear Tyre Slick-Medium New Tyre New Tyre							15 1'21.668 P 18.090 23.303 18.870 21.405 295.0						
1	1'56.378	20.682	25.465	20.104	21.672		Run # 5 Front Tyre Slick-Hard Rear Tyre Slick-Soft 4 Laps at start New Tyre						
2	1'23.083	18.672	23.818	19.408	21.185	294.2	16	3'03.419	19.908	23.837	19.141	20.912	
3	1'27.938	23.915	23.846	19.165	21.012	296.7	17	1'21.008	18.035	23.217	19.020	20.736	295.0
4	1'22.623	18.428	23.553	19.437	21.205	295.0	18	1'21.104	17.999	23.328	18.965	20.812	294.2
5	1'29.127 *	24.671	24.139	19.183	21.134*	284.9	19	1'35.830	24.752	29.881	20.202	20.995	294.2
6	1'22.080	18.374	23.543	19.089	21.074	293.4	20	1'20.897	17.926	23.254	18.983	20.734	295.8
7	1'22.016	18.215	23.693	19.057	21.051	295.8	21	1'40.296 P	24.405*	30.410	21.217	24.264	281.2
8	1'32.261 P	21.362	27.504	20.135	23.260	292.6	23rd 73 Alex MARQUEZ HONDA SPA LCR Honda CASTROL Runs=4 Total laps=21 Full laps=12						
Run # 2 Front Tyre Slick-Medium Rear Tyre Slick-Medium 8 Laps at start 8 Laps at start							Run # 1 Front Tyre Slick-Medium Rear Tyre Slick-Soft 4 Laps at start 4 Laps at start						
9	6'46.512	27.581	26.187	19.499	21.164		1	1'38.215	19.416	24.806	20.179	21.762	
10	1'21.815	18.250	23.561	19.058	20.946	295.8	2	1'23.764	19.404	23.938	19.300	21.122	294.2
11	1'21.927	18.319	23.582	19.022	21.004	295.8	3	1'22.332	18.336	23.787	19.141	21.068	298.3
12	1'22.231	18.308	23.683	19.125	21.115	291.8	4	1'22.086	18.292	23.550	19.175	21.069	295.8
13	1'22.172	18.285	23.649	19.148	21.090	295.0	5	1'27.639 *	20.483	25.646	19.448	22.062*	295.0
14	1'22.227	18.243	23.752	19.133	21.099	297.5	6	1'21.934	18.186	23.593	19.053	21.102	298.3
15	1'31.037 P	21.939	25.875	19.962	23.261	294.2	7	1'27.212 P	19.835	25.330	19.388	22.659	295.8
Run # 3 Front Tyre Slick-Medium Rear Tyre Slick-Soft New Tyre New Tyre							Run # 2 Front Tyre Slick-Medium Rear Tyre Slick-Medium 11 Laps at start 8 Laps at start						
16	6'11.194	20.867	24.930	19.842	21.337		8	5'07.457	19.469	24.439	19.863	21.415	
17	1'22.036	18.257	24.045	19.016	20.718	291.1	9	1'22.132	18.286	23.630	19.153	21.063	296.7
18	1'21.013	18.060	23.363	18.758	20.832	297.5	10	1'21.897	18.239	23.527	19.110	21.021	297.5
19	1'27.708 P	19.540	25.275	19.680	23.213	299.1	11	1'21.908	18.198	23.620	19.089	21.001	298.3
Run # 4 Front Tyre Slick-Medium Rear Tyre Slick-Soft 4 Laps at start New Tyre													
20	4'05.688	19.700	24.130	19.358	26.118								
21	1'32.036	18.581	23.530	19.176	30.749	284.9							

Fastest Lap: Francesco BAGNAIA Ducati Lenovo Team ITA 1'19.765 17.706 22.971 18.599 20.489

These data/results cannot be reproduced, stored and/or transmitted in whole or in part by any manner of electronic, mechanical, photocopying, recording, broadcasting or otherwise now known or herein after developed without the previous express consent by the copyright owner, except for reproduction in daily press and regular printed publications on sale to the public within 60 days of the event related to those data/results and always provided that copyright symbol appears together as follows below.
© DORNA, 2022

Official MotoGP Timing by TISSOT
www.motogp.com



Free Practice Nr. 3

MotoGP

Lap	Lap Time	T1	T2	T3	T4	Speed	Lap	Lap Time	T1	T2	T3	T4	Speed
12	1'22.078	18.226	23.642	19.128	21.082	298.3							
13	1'24.618	18.331	25.480	19.565	21.242	295.0							
14	1'26.915 P	18.400	23.821	20.655	24.039	295.8							
Run # 3	<i>Front Tyre</i>	Slick-Hard	<i>Rear Tyre</i>	Slick-Soft									
		New Tyre		New Tyre									
15	7'52.716	23.710	24.466	19.822	21.213								
16	1'21.282	18.182	23.362	18.965	20.773	300.0							
17	1'21.115	18.081	23.209	19.008	20.817	298.3							
18	1'21.037	18.062	23.189	18.905	20.881	298.3							
19	1'26.016 P	19.230	24.457	19.167	23.162	300.0							
Run # 4	<i>Front Tyre</i>	Slick-Hard	<i>Rear Tyre</i>	Slick-Soft									
		5 Laps at start		New Tyre									
20	4'32.817 unfinished	18.787	23.906	19.113	21.182								
		17.990	23.033			300.0							

24th 25 Raul FERNANDEZ KTM SPA
Tech3 KTM Factory Racing
Runs=3 Total laps=22 Full laps=13

Run #	Front Tyre	Slick-Medium	Rear Tyre	Slick-Medium									
		17 Laps at start		12 Laps at start									
1	1'53.842	20.242	24.951	20.303	21.870								
2	1'29.317	20.110	24.139	23.014	22.054	292.6							
3	1'23.634	18.595	23.997	19.461	21.581	291.8							
4	1'23.087	18.610	23.910	19.422	21.145	288.7							
5	1'23.031 *	18.405	23.902	19.319	21.405*	294.2							
6	1'34.145	22.841	29.647	19.948	21.709	293.4							
7	1'26.879 P	18.569	24.198	21.001	23.111	293.4							
Run # 2	<i>Front Tyre</i>	Slick-Hard	<i>Rear Tyre</i>	Slick-Medium									
		16 Laps at start		19 Laps at start									
8	7'16.591	20.853	24.747	19.853	21.325								
9	1'24.534	18.544	24.120	20.509	21.361	294.2							
10	1'23.252	18.407	24.023	19.496	21.326	293.4							
11	1'25.458	18.368	25.195	20.599	21.296	292.6							
12	1'23.141	18.395	24.024	19.544	21.178	293.4							
13	1'23.376	18.458	23.935	19.548	21.435	293.4							
14	1'27.630 P	19.398	24.748	20.068	23.416	283.4							
Run # 3	<i>Front Tyre</i>	Slick-Hard	<i>Rear Tyre</i>	Slick-Soft									
		New Tyre		New Tyre									
15	7'57.518	19.812	24.352	19.323	24.076								
16	1'21.822	18.251	23.613	19.145	20.813	295.0							
17	1'22.062	18.304	23.667	19.172	20.919	295.8							
18	1'25.080 P	19.163	24.128	19.554	22.235	294.2							
Run # 4	<i>Front Tyre</i>	Slick-Hard	<i>Rear Tyre</i>	Slick-Soft									
		4 Laps at start		New Tyre									
19	3'22.092	19.112	23.954	19.393	32.953								
20	1'26.531 *	18.708	24.257	19.618*	23.948	284.9							
21	1'21.307	18.240	23.493	18.904	20.670	293.4							
22	1'21.975	18.169	23.571	19.026	21.209	300.0							

Fastest Lap: Francesco BAGNAIA Ducati Lenovo Team ITA 1'19.765 17.706 22.971 18.599 20.489


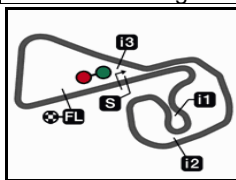
These data/results cannot be reproduced, stored and/or transmitted in whole or in part by any manner of electronic, mechanical, photocopying, recording, broadcasting or otherwise now known or herein after developed without the previous express consent by the copyright owner, except for reproduction in daily press and regular printed publications on sale to the public within 60 days of the event related to those data/results and always provided that copyright symbol appears together as follows below.
© DORNA, 2022

Official MotoGP Timing by **TISSOT**
www.motogp.com

Sachsenring, Saturday, June 18, 2022



Sachsenring

Results and timing service provided by  TISSOT

3671 m.

LIQUI MOLY MOTORRAD GRAND PRIX DEUTSCHLAND

Free Practice Nr. 3

Best Partial Times

MotoGP™

IT Ideal Lap Time, sum of the best partial times*BT* Best Lap Time


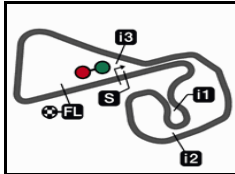
<i>T1</i>		<i>T2</i>		<i>T3</i>		<i>T4</i>				<i>IT</i>	<i>BT</i>	
Pos	Rider	Time	Rider	Time	Rider	Time	Rider	Time	Pos	Rider		
1	J.MILLER	17.637	J.MILLER	22.930	A.ESPARGARO	18.525	J.MARTIN	20.386	1	A.ESPARGAR	1'19.684	1'19.829 (2)
2	F.QUARTARARO	17.694	J.MARTIN	22.967	J.MARTIN	18.563	A.ESPARGARO	20.420	2	F.BAGNAIA	1'19.715	1'19.765 (1)
3	F.BAGNAIA	17.706	F.BAGNAIA	22.971	T.NAKAGAMI	18.567	F.BAGNAIA	20.454	3	J.MARTIN	1'19.761	1'19.969 (5)
4	L.MARINI	17.723	A.ESPARGARO	22.999	F.QUARTARARO	18.583	M.OLIVEIRA	20.455	4	F.QUARTARAR	1'19.870	1'20.038 (6)
5	A.ESPARGARO	17.740	J.ZARCO	23.000	F.BAGNAIA	18.584	J.ZARCO	20.465	5	J.MILLER	1'19.873	1'19.873 (3)
6	J.MIR	17.757	J.MIR	23.002	M.OLIVEIRA	18.597	F.QUARTARARO	20.545	6	J.ZARCO	1'19.958	1'19.959 (4)
7	J.ZARCO	17.769	A.MARQUEZ	23.033	B.BINDER	18.677	M.VIÑALES	20.553	7	J.MIR	1'20.062	1'20.098 (7)
8	M.VIÑALES	17.774	B.BINDER	23.037	M.VIÑALES	18.710	T.NAKAGAMI	20.570	8	M.OLIVEIRA	1'20.077	1'20.265 (10)
9	E.BASTIANINI	17.812	M.OLIVEIRA	23.040	A.RINS	18.712	J.MIR	20.577	9	M.VIÑALES	1'20.086	1'20.245 (9)
10	F.DI GIANNANTO	17.844	T.NAKAGAMI	23.045	J.MILLER	18.714	J.MILLER	20.592	10	T.NAKAGAMI	1'20.181	1'20.181 (8)
11	J.MARTIN	17.845	F.QUARTARARO	23.048	J.ZARCO	18.724	P.ESPARGARO	20.596	11	M.BEZZECCHI	1'20.325	1'20.408 (11)
12	M.BEZZECCHI	17.873	M.VIÑALES	23.049	J.MIR	18.726	E.BASTIANINI	20.617	12	F.DI GIANNAN	1'20.345	1'20.437 (12)
13	B.BINDER	17.910	M.BEZZECCHI	23.062	S.BRADL	18.735	M.BEZZECCHI	20.617	13	L.MARINI	1'20.365	1'20.588 (15)
14	P.ESPARGARO	17.913	R.GARDNER	23.064	D.BINDER	18.738	D.BINDER	20.636	14	P.ESPARGAR	1'20.386	1'20.456 (13)
15	F.MORBIDELLI	17.926	F.DI GIANNANTO	23.095	P.ESPARGARO	18.741	F.DI GIANNANTO	20.656	15	B.BINDER	1'20.387	1'20.529 (14)
16	S.BRADL	17.948	L.MARINI	23.113	F.DI GIANNANTO	18.750	R.FERNANDEZ	20.670	16	E.BASTIANINI	1'20.417	1'20.647 (18)
17	A.DOVIZIOSO	17.961	A.DOVIZIOSO	23.124	L.MARINI	18.752	R.GARDNER	20.670	17	R.GARDNER	1'20.500	1'20.588 (16)
18	A.RINS	17.966	D.BINDER	23.127	R.GARDNER	18.753	S.BRADL	20.673	18	A.RINS	1'20.589	1'20.613 (17)
19	M.OLIVEIRA	17.985	P.ESPARGARO	23.136	M.BEZZECCHI	18.773	A.RINS	20.697	19	A.DOVIZIOSO	1'20.627	1'20.659 (19)
20	A.MARQUEZ	17.990	E.BASTIANINI	23.199	E.BASTIANINI	18.789	F.MORBIDELLI	20.722	20	D.BINDER	1'20.653	1'20.696 (20)
21	T.NAKAGAMI	17.999	A.RINS	23.214	A.DOVIZIOSO	18.794	A.DOVIZIOSO	20.748	21	A.MARQUEZ	1'20.701	1'21.037 (23)
22	R.GARDNER	18.013	F.MORBIDELLI	23.217	F.MORBIDELLI	18.840	B.BINDER	20.763	22	F.MORBIDELLI	1'20.705	1'20.821 (22)
23	D.BINDER	18.152	S.BRADL	23.358	R.FERNANDEZ	18.904	A.MARQUEZ	20.773	23	S.BRADL	1'20.714	1'20.773 (21)
24	R.FERNANDEZ	18.169	R.FERNANDEZ	23.493	A.MARQUEZ	18.905	L.MARINI	20.777	24	R.FERNANDEZ	1'21.236	1'21.307 (24)

These data/results cannot be reproduced, stored and/or transmitted in whole or in part by any manner of electronic, mechanical, photocopying, recording, broadcasting or otherwise now known or herein after developed without the previous express consent by the copyright owner, except for reproduction in daily press and regular printed publications on sale to the public within 60 days of the event related to those data/results and always provided that copyright symbol appears together as follows below.
© DORNA, 2022


Official MotoGP Timing by TISSOT
www.motogp.com



Sachsenring

Results and timing service provided by  TISSOT**MotoGP™****LIQUI MOLY MOTORRAD GRAND PRIX DEUTSCHLAND****Free Practice Nr. 3****Fastest Laps Sequence**

3671 m.

<i>Practice Time</i>	 <i>Rider</i>	<i>Nation</i>	<i>Motorcycle</i>	<i>Time</i>	<i>Km/h</i>	<i>Rider's Lap</i>
2'50.991	36 Joan MIR	SPA	SUZUKI	1'22.563	160.0	2
2'52.760	21 Franco MORBIDELLI	ITA	YAMAHA	1'22.039	161.0	2
3'06.391	49 Fabio DI GIANNANTONI	ITA	DUCATI	1'21.868	161.4	2
3'34.745	63 Francesco BAGNAIA	ITA	DUCATI	1'21.623	161.9	2
3'34.905	10 Luca MARINI	ITA	DUCATI	1'21.619	161.9	2
4'53.825	89 Jorge MARTIN	SPA	DUCATI	1'21.569	162.0	3
4'56.014	63 Francesco BAGNAIA	ITA	DUCATI	1'21.269	162.6	3
4'56.456	72 Marco BEZZECCHI	ITA	DUCATI	1'21.112	162.9	3
5'03.255	41 Aleix ESPARGARO	SPA	APRILIA	1'21.094	162.9	3
5'48.339	88 Miguel OLIVEIRA	POR	KTM	1'20.754	163.6	4
6'16.704	63 Francesco BAGNAIA	ITA	DUCATI	1'20.690	163.7	4
23'21.665	88 Miguel OLIVEIRA	POR	KTM	1'20.554	164.0	12
29'44.468	36 Joan MIR	SPA	SUZUKI	1'20.549	164.0	15
32'11.025	41 Aleix ESPARGARO	SPA	APRILIA	1'20.013	165.1	13
33'31.032	41 Aleix ESPARGARO	SPA	APRILIA	1'20.007	165.1	14
35'22.721	63 Francesco BAGNAIA	ITA	DUCATI	1'19.833	165.5	17
36'42.486	63 Francesco BAGNAIA	ITA	DUCATI	1'19.765	165.6	18

These data/results cannot be reproduced, stored and/or transmitted in whole or in part by any manner of electronic, mechanical, photocopying, recording, broadcasting or otherwise now known or herein after developed without the previous express consent by the copyright owner, except for reproduction in daily press and regular printed publications on sale to the public within 60 days of the event related to those data/results and always provided that copyright symbol appears together as follows below.

© DORNA, 2022

Official MotoGP Timing by TISSOT
www.motogp.com



Sachsenring, Saturday, June 18, 2022