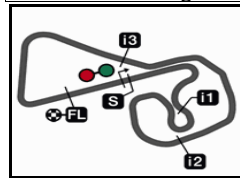


LIQUI MOLY MOTORRAD GRAND PRIX DEUTSCHLAND

Free Practice Nr. 4

Classification

14



3671 m.

		Rider	Nation	Team	Motorcycle	Time	Lap Total	Gap	Top Speed
1	20	Fabio QUARTARARO	FRA	Monster Energy Yamaha MotoGP	YAMAHA	1'21.065	3 19		295.8
2	63	Francesco BAGNAIA	ITA	Ducati Lenovo Team	DUCATI	1'21.119	3 18	0.054 0.054	301.6
3	36	Joan MIR	SPA	Team SUZUKI ECSTAR	SUZUKI	1'21.179	10 19	0.114 0.060	296.7
4	43	Jack MILLER	AUS	Ducati Lenovo Team	DUCATI	1'21.202	4 8	0.137 0.023	300.0
5	21	Franco MORBIDELLI	ITA	Monster Energy Yamaha MotoGP	YAMAHA	1'21.242	13 16	0.177 0.040	295.0
6	88	Miguel OLIVEIRA	POR	Red Bull KTM Factory Racing	KTM	1'21.323	4 19	0.258 0.081	299.1
7	5	Johann ZARCO	FRA	Prima Pramac Racing	DUCATI	1'21.393	4 18	0.328 0.070	299.1
8	12	Maverick VIÑALES	SPA	Aprilia Racing	APRILIA	1'21.399	4 18	0.334 0.006	298.3
9	30	Takaaki NAKAGAMI	JPN	LCR Honda IDEMITSU	HONDA	1'21.516	4 18	0.451 0.117	294.2
10	49	Fabio DI GIANNANTONIO	ITA	Gresini Racing MotoGP	DUCATI	1'21.552	6 13	0.487 0.036	297.5
11	73	Alex MARQUEZ	SPA	LCR Honda CASTROL	HONDA	1'21.608	12 18	0.543 0.056	298.3
12	72	Marco BEZZECCHI	ITA	Mooney VR46 Racing Team	DUCATI	1'21.665	7 15	0.600 0.057	299.1
13	33	Brad BINDER	RSA	Red Bull KTM Factory Racing	KTM	1'21.678	4 16	0.613 0.013	297.5
14	44	Poi ESPARGARO	SPA	Repsol Honda Team	HONDA	1'21.717	13 16	0.652 0.039	299.1
15	10	Luca MARINI	ITA	Mooney VR46 Racing Team	DUCATI	1'21.727	3 17	0.662 0.010	296.7
16	41	Aleix ESPARGARO	SPA	Aprilia Racing	APRILIA	1'21.771	2 12	0.706 0.044	300.0
17	23	Enea BASTIANINI	ITA	Gresini Racing MotoGP	DUCATI	1'21.783	4 16	0.718 0.012	300.8
18	87	Remy GARDNER	AUS	Tech3 KTM Factory Racing	KTM	1'21.808	13 17	0.743 0.025	294.2
19	4	Andrea DOVIZIOSO	ITA	WithU Yamaha RNF MotoGP Tea	YAMAHA	1'21.944	12 17	0.879 0.136	294.2
20	6	Stefan BRADL	GER	Repsol Honda Team	HONDA	1'22.023	8 17	0.958 0.079	296.7
21	40	Darryn BINDER	RSA	WithU Yamaha RNF MotoGP Tea	YAMAHA	1'22.363	4 17	1.298 0.340	295.0
22	89	Jorge MARTIN	SPA	Prima Pramac Racing	DUCATI	1'22.516	11 15	1.451 0.153	295.0
23	25	Raul FERNANDEZ	SPA	Tech3 KTM Factory Racing	KTM	1'22.634	3 15	1.569 0.118	295.0
Not classified									
	42	Alex RINS	SPA	Team SUZUKI ECSTAR	SUZUKI				

Practice condition: Dry

Air: 32°

Humidity: 24%

Ground: 49°

Fastest Lap:	Lap: 3	Fabio QUARTARARO	1'21.065	163 Km/h
Best Race Lap:	2019	Marc MARQUEZ	1'21.228	162.6 Km/h
All Time Lap Record:	2022	Francesco BAGNAIA	1'19.765	165.6 Km/h

The results are provisional until the end of the limit for protest and appeals.

Time limit for protest expires 30' after publication of the results - Time:

These data/results cannot be reproduced, stored and/or transmitted in whole or in part by any manner of electronic, mechanical, photocopying, recording, broadcasting or otherwise now known or herein after developed without the previous express consent by the copyright owner, except for reproduction in daily press and regular printed publications on sale to the public within 60 days of the event related to those data/results and always provided that copyright symbol appears together as follows below.

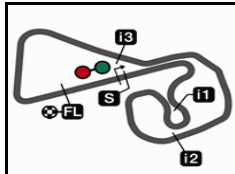
© DORNA, 2022

Official MotoGP Timing by TISSOT

www.motogp.com

Sachsenring, Saturday, June 18, 2022





3671 m.

LIQUI MOLY MOTORRAD GRAND PRIX DEUTSCHLAND

Free Practice Nr. 4

Top Speed & Average

15



Rider	Nation	Motorcycle	Top 5 speeds					Average	Top
63 Francesco BAGNAIA	ITA	DUCATI	301.6	300.8	300.8	300.0	300.0	300.5	301.6
23 Enea BASTIANINI	ITA	DUCATI	300.8	300.8	300.8	300.0	300.0	300.2	300.8
41 Aleix ESPARGARO	SPA	APRILIA	300.0	298.3	298.3	297.5	295.0	297.8	300.0
43 Jack MILLER	AUS	DUCATI	300.0	299.1	299.1	297.5	296.7	298.5	300.0
5 Johann ZARCO	FRA	DUCATI	299.1	298.3	298.3	298.3	298.3	298.5	299.1
44 Pol ESPARGARO	SPA	HONDA	299.1	299.1	298.3	298.3	298.3	298.6	299.1
72 Marco BEZZECCHI	ITA	DUCATI	299.1	299.1	299.1	299.1	298.3	298.8	299.1
88 Miguel OLIVEIRA	POR	KTM	299.1	298.3	298.3	297.5	297.5	298.0	299.1
12 Maverick VIÑALES	SPA	APRILIA	298.3	298.3	298.3	297.5	297.5	297.7	298.3
73 Alex MARQUEZ	SPA	HONDA	298.3	298.3	297.5	296.7	296.7	297.1	298.3
33 Brad BINDER	RSA	KTM	297.5	296.7	296.7	295.8	295.8	296.4	297.5
49 Fabio DI GIANNANTONIO	ITA	DUCATI	297.5	297.5	297.5	296.7	296.7	297.2	297.5
6 Stefan BRADL	GER	HONDA	296.7	296.7	296.7	295.8	295.8	296.0	296.7
10 Luca MARINI	ITA	DUCATI	296.7	295.8	295.8	295.0	295.0	295.6	296.7
36 Joan MIR	SPA	SUZUKI	296.7	296.7	296.7	295.8	295.8	296.1	296.7
20 Fabio QUARTARARO	FRA	YAMAHA	295.8	295.8	295.0	295.0	295.0	295.1	295.8
21 Franco MORBIDELLI	ITA	YAMAHA	295.0	294.2	294.2	293.4	293.4	294.0	295.0
25 Raul FERNANDEZ	SPA	KTM	295.0	294.2	293.4	293.4	293.4	293.9	295.0
40 Darryn BINDER	RSA	YAMAHA	295.0	294.2	293.4	292.6	292.6	293.1	295.0
89 Jorge MARTIN	SPA	DUCATI	295.0	295.0	294.2	294.2	294.2	294.5	295.0
4 Andrea DOVIZIOSO	ITA	YAMAHA	294.2	294.2	294.2	294.2	294.2	294.2	294.2
30 Takaaki NAKAGAMI	JPN	HONDA	294.2	293.4	292.6	292.6	292.6	293.1	294.2
87 Remy GARDNER	AUS	KTM	294.2	293.4	293.4	293.4	292.6	293.4	294.2

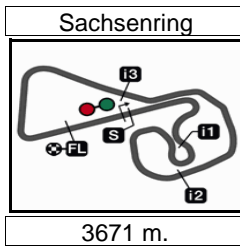
These data/results cannot be reproduced, stored and/or transmitted in whole or in part by any manner of electronic, mechanical, photocopying, recording, broadcasting or otherwise now known or herein after developed without the previous express consent by the copyright owner, except for reproduction in daily press and regular printed publications on sale to the public within 60 days of the event related to those data/results and always provided that copyright symbol appears together as follows below.

© DORNA, 2022

Official MotoGP Timing by TISSOT
www.motogp.com



Sachsenring, Saturday, June 18, 2022



Results and timing service provided by TISSOT

MotoGP™

LIQUI MOLY MOTORRAD GRAND PRIX DEUTSCHLAND

Free Practice Nr. 4

Chronological Analysis of Performances

16

* Lap / Sector time cancelled T1 Time from finish line to 1st intermediate T3 Time from 2nd intermed. to 3rd intermed.
P Crossing the finish line in pit lane T2 Time from 1st intermed. to 2nd intermed. T4 Time from 3rd intermediate to finish line
** Tyre data subject to further updates

Lap	Lap Time	T1	T2	T3	T4	Speed	Lap	Lap Time	T1	T2	T3	T4	Speed	
1st	20	Fabio QUARTARARO YAMAHA FRA Monster Energy Yamaha MotoGP						Run # 2	Joan MIR SUZUKI SPA Team SUZUKI ECSTAR					
Runs=1 Total laps=19 Full laps=13							Runs=2 Total laps=19 Full laps=14							
Run # 1	Front Tyre Slick-Hard	Rear Tyre Slick-Hard		New Tyre			Run # 1	Front Tyre Slick-Medium	Rear Tyre Slick-Soft		5 Laps at start			
7 Laps at start							4 Laps at start							
1	2'39.249	20.356	25.190	20.005	21.468	295.0	13	5'36.620	22.138	24.944	19.619	21.202		
2	1'21.689	18.132	23.445	19.112	21.000	295.0	14	1'21.930	18.127	23.592	19.067	21.144	300.0	
3	1'21.065	17.940	23.359	18.936	20.830	295.0	15	1'22.011	18.070	23.542	19.267	21.132	301.6	
4	1'26.915	* 17.914	26.607	20.028	22.366*	295.0	16	1'25.572	18.206	25.579	20.167	21.620	300.0	
5	1'21.211	* 17.943	23.375	18.968	20.925*	295.0	17	1'21.822	18.046	23.578	19.141	21.057	300.8	
6	1'21.443	17.952	23.505	19.060	20.926	295.0	18	1'21.666	17.970	23.561	19.128	21.007	299.1	
7	1'21.492	18.019	23.484	19.031	20.958	293.4								
8	1'28.334	P 17.970	23.476	21.705	25.183	295.0								
Run # 2	Front Tyre Slick-Hard	Rear Tyre Slick-Medium		New Tyre										
15 Laps at start														
9	4'49.413	19.930	24.477	19.556	21.395									
10	1'21.244	* 17.975	23.444	18.942	20.883*	293.4								
11	1'24.459	17.950	23.376	18.982	24.151	293.4								
12	1'21.265	17.955	23.414	19.043	20.853	295.0								
13	1'21.655	17.943	23.418	19.002	21.292	294.2								
14	1'21.216	17.992	23.375	19.006	20.843	295.0								
15	1'21.244	17.935	23.457	18.972	20.880	295.0								
16	1'33.246	22.023	29.564	19.593	22.066	294.2								
17	1'21.430	18.064	23.511	18.935	20.920	295.8								
18	1'24.595	19.463	24.239	19.482	21.411	295.0								
19	1'21.402	17.956	23.490	19.022	20.934	295.8								
2nd	63	Francesco BAGNAIA DUCATI ITA Ducati Lenovo Team												
Runs=1 Total laps=18 Full laps=13														
Run # 1	Front Tyre Slick-Hard	Rear Tyre Slick-Hard		New Tyre										
New Tyre														
1	2'31.535	20.698	25.225	20.058	21.481									
2	1'21.613	18.082	23.421	19.157	20.953	298.3								
3	1'21.119	17.850	23.409	19.029	20.831	300.8								
4	1'21.041	* 17.866	23.313	19.022	20.840*	300.0								
5	1'21.375	* 17.948	23.406	18.953	21.068*	299.1								
6	2'02.474	18.111	23.357	54.921	26.085	295.8								
7	1'24.016	19.339	24.099	19.466	21.112	283.4								
8	1'21.270	18.029	23.324	19.048	20.869	298.3								
9	1'21.215	17.927	23.371	19.038	20.879	298.3								
10	1'21.423	17.901	23.613	19.051	20.858	298.3								
11	1'21.469	17.904	23.494	19.057	21.014	299.1								
12	1'24.318	P 17.957	23.616	19.421	23.324	299.1								
3rd	36	Joan MIR SUZUKI SPA Team SUZUKI ECSTAR												
Runs=2 Total laps=19 Full laps=14														
Run # 2	Front Tyre Slick-Hard	Rear Tyre Slick-Hard		New Tyre										
17 Laps at start														
2	1'55.309	20.447	24.911	19.790	21.325									
3	1'22.625	18.370	23.699	19.418	21.138	295.8								
4	1'21.906	18.172	23.520	19.249	20.965	295.0								
5	1'21.787	* 18.050	23.473	19.165	21.099*	295.8								
6	1'30.289	P 22.896	25.141	19.493	22.759	287.2								
Run # 3	Front Tyre Slick-Hard	Rear Tyre Slick-Medium		New Tyre										
5 Laps at start														
7	4'33.715	19.961	24.443	19.673	21.200									
8	1'21.725	18.250	23.412	19.088	20.975	293.4								
9	1'21.441	18.081	23.320	19.098	20.942	294.2								
10	1'21.179	17.996	23.384	18.933	20.866	294.2								
11	1'33.417	26.626	26.164	19.439	21.188	295.8								
12	1'21.561	18.019	23.394	19.025	21.123	295.8								
13	1'21.502	18.005	23.405	19.054	21.038	295.8								
14	1'21.581	18.070	23.479	19.044	20.988	296.7								
15	1'26.192	19.033	26.142	19.728	21.289	288.7								
16	1'21.676	18.040	23.508	19.105	21.023	295.8								
17	1'21.988	18.023	23.463	19.369	21.133	296.7								
18	1'27.086	20.314	25.522	19.902	21.348	295.8								
19	1'21.902	18.079	23.538	19.161	21.124	296.7								
4th	43	Jack MILLER DUCATI AUS Ducati Lenovo Team												
Runs=2 Total laps=8 Full laps=4														
Run # 1	Front Tyre Slick-Hard	Rear Tyre Slick-Hard		New Tyre										
New Tyre														
1	1'50.047	20.232	25.048	20.036	24.218									
2	1'22.446	18.346	23.665	19.482	20.953	296.7								

Fastest Lap: Fabio QUARTARARO Monster Energy Yama FRA **1'21.065** 17.940 23.359 18.936 20.830

These data/results cannot be reproduced, stored and/or transmitted in whole or in part by any manner of electronic, mechanical, photocopying, recording, broadcasting or otherwise now known or herein after developed without the previous express consent by the copyright owner, except for reproduction in daily press and regular printed publications on sale to the public within 60 days of the event related to those data/results and always provided that copyright symbol appears together as follows below.
© DORNA, 2022



Free Practice Nr. 4

MotoGP

Lap	Lap Time	T1	T2	T3	T4	Speed	Lap	Lap Time	T1	T2	T3	T4	Speed
3	1'21.674	18.038	23.399	19.174	21.063	299.1	15	1'22.046	18.149	23.676	19.130	21.091	297.5
4	1'21.202	17.863	23.279	19.196	20.864	299.1	16	1'22.381	18.312	23.679	19.232	21.158	297.5
5	4'02.943 P	18.057	23.314	19.103	3'02.469	300.0	17	1'22.936	18.541	23.720	19.364	21.311	295.0
Run # 2	Front Tyre Slick-Medium		Rear Tyre Slick-Medium				18	1'22.398	18.284	23.693	19.260	21.161	296.7
	12 Laps at start		12 Laps at start				19	1'22.350	18.281	23.729	19.192	21.148	295.8
6	5'15.205 P	20.663	24.769	19.881	22.644								
Run # 3	Front Tyre Slick-Medium		Rear Tyre Slick-Medium										
	13 Laps at start		13 Laps at start										
7	13'55.041	19.768	24.553	20.002	21.440								
8	1'23.484	18.569	23.977	19.580	21.358	297.5							

5th 21		Franco MORBIDELLI		YAMAHA	ITA	
Monster Energy Yamaha MotoGP						
		Runs=2	Total laps=16	Full laps=11		
Run #	1	Front Tyre	Slick-Hard	Rear Tyre	Slick-Hard	
		16 Laps at start		16 Laps at start		
1	1'35.389	24.445	25.490	20.161	21.684	
2	1'23.814	18.586	24.054	19.722	21.452	290.3
3	1'23.238	18.631	23.807	19.396	21.404	292.6
4	1'22.871	18.494	23.757	19.350	21.270	293.4
5	1'23.056 *	18.567	23.668	19.443	21.378*	291.8
6	1'22.928	18.372	23.757	19.360	21.439	294.2
7	1'22.874	18.249	23.804	19.460	21.361	292.6
8	1'22.921	18.254	23.832	19.447	21.388	291.8
9	1'31.454	24.681	25.602	19.707	21.464	286.4
10	1'24.281 P	18.319	23.851	19.386	22.725	291.1
Run #	2	Front Tyre	Slick-Medium	Rear Tyre	Slick-Medium	
		New Tyre		New Tyre		
11	6'28.876	20.581	24.012	36.649	22.933	
12	1'22.022	18.308	23.428	18.951	21.335	291.8
13	1'21.242	17.986	23.370	18.963	20.923	294.2
14	1'21.574	17.947	23.435	19.188	21.004	295.0
15	1'31.903	21.545	29.518	19.793	21.047	291.8
16	1'31.192 P	18.165	23.494	25.326	24.207	293.4

6th 88		Miguel OLIVEIRA		KTM	POR	
Red Bull KTM Factory Racing						
		Runs=1	Total laps=19	Full laps=15		
Run #	1	Front Tyre	Slick-Hard	Rear Tyre	Slick-Hard	
		8 Laps at start		New Tyre		
1	2'20.597	20.079	24.958	20.361	21.455	
2	1'22.467	18.395	23.765	19.224	21.083	294.2
3	1'21.417	18.125	23.379	19.021	20.892	298.3
4	1'21.323	18.126	23.375	18.908	20.914	298.3
5	1'22.586 *	18.283	23.780	19.433	21.090*	293.4
6	1'21.824	18.197	23.496	19.113	21.018	297.5
7	1'21.649	18.148	23.416	19.104	20.981	296.7
8	1'25.870	20.035	24.841	19.576	21.418	299.1
9	1'21.966	18.305	23.617	19.056	20.988	294.2
10	1'27.499 P	19.421	25.364	20.075	22.639	294.2
Run #	2	Front Tyre	Slick-Hard	Rear Tyre	Slick-Hard	
		18 Laps at start		10 Laps at start		
11	5'24.237	20.864	24.854	19.651	21.405	
12	1'22.588	18.383	23.892	19.233	21.080	294.2
13	1'22.149	18.271	23.623	19.103	21.152	295.8
14	1'22.071	18.283	23.680	19.155	20.953	295.0

7th 5		Johann ZARCO		DUCATI	FRA	
Prima Pramac Racing						
		Runs=1	Total laps=18	Full laps=14		
Run #	1	Front Tyre	Slick-Hard	Rear Tyre	Slick-Hard	
		New Tyre		New Tyre		
1	2'20.849	19.635	25.088	19.723	21.426	
2	1'22.302	18.468	23.634	19.125	21.075	287.2
3	1'21.548	18.211	23.449	18.914	20.974	294.2
4	1'21.393	18.104	23.366	18.976	20.947	295.0
5	1'22.818 *	18.300	23.615	19.402	21.501*	291.1
6	1'21.582	18.144	23.487	18.939	21.012	294.2
7	1'22.271	18.278	23.620	19.103	21.270	294.2
8	1'21.929	18.120	23.503	19.149	21.157	298.3
9	1'28.324 P	19.877	26.001	19.667	22.779	292.6
Run #	2	Front Tyre	Slick-Hard	Rear Tyre	Slick-Hard	
		9 Laps at start		9 Laps at start		
10	6'02.480	19.373	25.384	19.419	21.155	
11	1'22.056	18.139	23.620	19.174	21.123	298.3
12	1'21.902	18.069	23.524	19.059	21.250	297.5
13	1'22.149	18.128	23.653	19.209	21.159	296.7
14	1'22.052	18.085	23.539	19.287	21.141	298.3
15	1'23.278	18.177	24.231	19.544	21.326	298.3
16	1'22.693	18.173	23.870	19.357	21.293	297.5
17	1'32.811	20.172	31.280	19.878	21.481	291.8
18	1'22.292	18.143	23.620	19.288	21.241	299.1

8th 12		Maverick VIÑALES		APRILIA	SPA	
Aprilia Racing						
		Runs=1	Total laps=18	Full laps=15		
Run #	1	Front Tyre	Slick-Hard	Rear Tyre	Slick-Hard	
		New Tyre		New Tyre		
1	2'16.242	19.674	24.626	20.089	21.438	
2	1'21.837	18.276	23.521	19.086	20.954	295.8
3	1'25.083	19.095	25.065	19.662	21.261	298.3
4	1'21.399	18.061	23.308	19.004	21.026	297.5
5	2'01.239	54.880	25.413	19.810	21.136	297.5
6	1'21.850	18.118	23.504	19.174	21.054	297.5
7	1'22.242	18.081	23.458	19.320	21.383	295.8
8	1'23.000 P	18.015	23.558	19.336	22.091	297.5
Run #	2	Front Tyre	Slick-Hard	Rear Tyre	Slick-Hard	
		8 Laps at start		8 Laps at start		
9	5'16.474	19.586	24.078	19.308	21.577	
10	1'22.075	18.157	23.635	19.208	21.075	295.8
11	1'21.866	18.058	23.575	19.236	20.997	297.5
12	1'21.996	18.062	23.647	19.226	21.061	293.4
13	1'21.904	18.013	23.535	19.236	21.120	297.5
14	1'23.460	18.002	23.631	19.354	22.473	297.5
15	1'22.272	18.056	23.695	19.328	21.193	298.3
16	1'22.223	18.063	23.604	19.354	21.202	298.3
17	1'22.309	18.113	23.627	19.399	21.170	297.5

Fastest Lap: Fabio QUARTARARO Monster Energy Yama FRA 1'21.065 17.940 23.359 18.936 20.830

These data/results cannot be reproduced, stored and/or transmitted in whole or in part by any manner of electronic, mechanical, photocopying, recording, broadcasting or otherwise now known or herein after developed without the previous express consent by the copyright owner, except for reproduction in daily press and regular printed publications on sale to the public within 60 days of the event related to those data/results and always provided that copyright symbol appears together as follows below.
© DORNA, 2022



Free Practice Nr. 4

MotoGP

Lap	Lap Time	T1	T2	T3	T4	Speed	Lap	Lap Time	T1	T2	T3	T4	Speed
18	1'22.530	18.111	23.714	19.396	21.309	297.5	3	1'21.697	18.318	23.490	18.963	20.926	295.8
9th 30 Takaaki NAKAGAMI HONDA JPN LCR Honda IDEMITSU							4	1'21.700	18.166	23.379	19.141	21.014	297.5
Runs=1 Total laps=18 Full laps=14							5	1'21.658 *	18.208	23.348	19.051	21.051*	295.8
Run # 1	Front Tyre	Slick-Hard	Rear Tyre	Slick-Hard				Run # 2	Front Tyre	Slick-Hard	Rear Tyre	Slick-Hard	
		New Tyre		New Tyre						8 Laps at start			New Tyre
1	2'09.575	21.995	25.373	20.495	21.833		9	6'01.608	20.511	25.178	20.128	21.937	
2	1'23.922	19.203	24.221	19.359	21.139	280.5	10	1'22.431	18.281	23.741	19.268	21.141	295.8
3	1'21.792	18.436	23.494	18.904	20.958	292.6	11	1'21.686	18.131	23.473	19.063	21.019	296.7
4	1'21.516	18.266	23.387	18.921	20.942	291.8	12	1'21.608	18.088	23.444	19.090	20.986	296.7
5	1'22.963 *	18.202	23.388	20.093	21.280*	291.1	13	1'21.811	18.101	23.430	19.100	21.180	296.7
6	1'21.612	18.242	23.413	18.879	21.078	291.8	14	1'22.084	18.202	23.567	19.248	21.067	295.8
7	1'22.933	18.554	23.751	19.352	21.276	283.4	15	1'22.125	18.138	23.611	19.203	21.173	298.3
8	1'22.475	18.449	23.720	19.009	21.297	286.4	16	1'22.471	18.208	23.553	19.298	21.412	298.3
9	1'21.764	18.270	23.422	18.994	21.078	289.5	17	1'22.392	18.282	23.483	19.313	21.314	296.7
10	1'27.732 P	18.267	25.119	19.644	24.702	289.5	18	1'29.582 P	21.728	25.242	19.987	22.625	296.7
Run # 2	Front Tyre	Slick-Hard	Rear Tyre	Slick-Hard				12th 72 Marco BEZZECCHI DUCATI ITA Mooney VR46 Racing Team					
		10 Laps at start		10 Laps at start			Runs=2 Total laps=15 Full laps=10						
		New Tyre		New Tyre			Run # 1	Front Tyre	Slick-Hard	Rear Tyre	Slick-Hard		
11	6'46.759	26.164	24.804	19.554	21.501				New Tyre		New Tyre		
12	1'22.535	18.606	23.710	19.072	21.147	290.3	1	1'35.953	21.648	25.411	20.262	21.701	
13	1'21.607	18.222	23.404	19.010	20.971	291.8	2	1'23.378	18.649	23.757	19.509	21.463	291.8
14	1'21.553	18.138	23.441	18.951	21.023	294.2	3	1'22.045	18.291	23.454	19.289	21.011	297.5
15	1'21.740	18.220	23.382	18.952	21.186	293.4	4	1'24.004	20.030	23.730	19.223	21.021	298.3
16	1'21.893	18.247	23.501	19.094	21.051	291.8	5	1'21.892 *	18.309	23.443	19.123	21.017*	297.5
17	1'21.929	18.143	23.585	19.046	21.155	292.6	6	1'22.100	18.051	23.501	19.192	21.356	299.1
18	1'22.073	18.206	23.521	19.137	21.209	292.6	7	1'21.665	18.071	23.462	19.021	21.111	299.1
10th 49 Fabio DI GIANNANTON DUCATI ITA Gresini Racing MotoGP							8	1'21.881	18.001	23.600	19.163	21.117	299.1
Runs=2 Total laps=13 Full laps=8							9	1'23.946 P	18.151	23.667	19.371	22.757	298.3
Run # 1	Front Tyre	Slick-Hard	Rear Tyre	Slick-Hard				Run # 2	Front Tyre	Slick-Hard	Rear Tyre	Slick-Hard	
		New Tyre		New Tyre						9 Laps at start			9 Laps at start
1	1'38.217	20.490	25.077	20.014	21.346		10	5'12.698	21.940	25.731	19.798	21.949	
2	1'22.277	18.332	23.642	19.209	21.094	295.8	11	1'22.107	18.304	23.587	19.097	21.119	293.4
3	1'22.028	18.231	23.545	19.046	21.206	297.5	12	1'21.933	18.163	23.491	19.169	21.110	297.5
4	1'21.809	18.129	23.494	19.120	21.066	295.8	13	1'21.953	18.194	23.479	19.084	21.196	295.8
5	1'21.701 *	18.067	23.448	19.089	21.097*	297.5	14	1'22.210	18.367	23.544	19.146	21.153	299.1
6	1'21.552	17.989	23.393	19.150	21.020	297.5	15	1'28.502 P	20.231	24.938	20.015	23.318	295.0
7	1'27.708 P	18.086	23.485	19.280	26.857	296.7	13th 33 Brad BINDER KTM RSA Red Bull KTM Factory Racing						
Run # 2	Front Tyre	Slick-Hard	Rear Tyre	Slick-Hard				Runs=2 Total laps=16 Full laps=11					
		7 Laps at start		7 Laps at start			Run # 1	Front Tyre	Slick-Hard	Rear Tyre	Slick-Medium		
		New Tyre		New Tyre					5 Laps at start			New Tyre	
8	7'15.780	22.352	24.623	19.438	21.340		1	1'53.500	19.455	24.831	20.531	21.753	
9	1'21.840	18.246	23.523	19.028	21.043	295.0	2	1'22.324	18.336	23.644	19.173	21.171	292.6
10	1'21.685	18.040	23.464	19.006	21.175	295.8	3	1'34.107	26.725	26.945	19.412	21.025	289.5
11	1'22.142	18.137	23.673	19.186	21.146	295.0	4	1'21.678	18.218	23.399	19.078	20.983	295.0
12	1'22.777	18.110	23.628	19.488	21.551	296.7	5	1'21.781 *	18.169	23.435	19.097	21.080*	297.5
13	1'27.732 P	18.233	23.605	19.455	26.439	290.3	6	1'21.938	18.183	23.621	19.013	21.121	295.8
11th 73 Alex MARQUEZ HONDA SPA LCR Honda CASTROL							7	1'22.214	18.250	23.625	19.207	21.132	295.0
Runs=2 Total laps=18 Full laps=13							8	1'34.942 P	22.631	25.216	19.395	27.700	294.2
Run # 1	Front Tyre	Slick-Hard	Rear Tyre	Slick-Medium				Fastest Lap: Fabio QUARTARARO Monster Energy Yama FRA 1'21.065 17.940 23.359 18.936 20.830					
		New Tyre		New Tyre				These data/results cannot be reproduced, stored and/or transmitted in whole or in part by any manner of electronic, mechanical, photocopying, recording, broadcasting or otherwise now known or herein after developed without the previous express consent by the copyright owner, except for reproduction in daily press and regular printed publications on sale to the public within 60 days of the event related to those data/results and always provided that copyright symbol appears together as follows below.					
1	1'52.426	19.120	24.911	19.972	21.490		© DORNA, 2022						
2	1'23.214	18.682	23.815	19.243	21.474	296.7	Official MotoGP Timing by TISSOT www.motogp.com						

Official MotoGP Timing by TISSOT
www.motogp.com



Free Practice Nr. 4

MotoGP

Lap	Lap Time	T1	T2	T3	T4	Speed	Lap	Lap Time	T1	T2	T3	T4	Speed
Run # 2	Front Tyre	Slick-Hard	Rear Tyre	Slick-Medium									
13 Laps at start				8 Laps at start									
9	6'21.263	22.339	24.277	19.358	21.632		15	1'24.938	18.101	25.103	20.147	21.587	295.8
10	1'22.391	18.281	23.687	19.363	21.060	291.8	16	1'21.915	18.206	23.487	19.172	21.050	296.7
11	1'21.848	18.235	23.483	19.029	21.101	294.2	17	1'21.916	18.174	23.469	19.172	21.101	295.0
12	1'25.970	21.599	24.055	19.215	21.101	288.0							
13	1'22.558	18.146	23.620	19.500	21.292	295.8							
14	1'22.137	18.150	23.675	19.174	21.138	296.7							
15	1'22.404	18.229	23.631	19.363	21.181	295.8							
16	1'36.470	P 24.714	27.079	19.901	24.776	296.7							

14th 44 **Po ESPARGARO** HONDA SPA
Repsol Honda Team

Runs=2 Total laps=16 Full laps=11

Run #	1	Front Tyre	Slick-Hard	Rear Tyre	Slick-Hard	Speed
5 Laps at start			New Tyre			
1	1'58.118	19.088	24.623	19.857	21.607	
2	1'25.486	18.408	26.115	19.754	21.209	295.8
3	1'25.504	21.216	23.911	19.265	21.112	299.1
4	1'22.087	18.179	23.544	19.279	21.085	296.7
5	1'24.745	* 18.204	25.158	20.094	21.289*	298.3
6	1'22.075	18.149	23.537	19.113	21.276	299.1
7	1'27.665	18.252	26.359	21.585	21.469	297.5
8	1'22.321	18.310	23.615	19.095	21.301	296.7
9	1'23.060	P 18.220	23.574	19.183	22.083	296.7

Run #	2	Front Tyre	Slick-Hard	Rear Tyre	Slick-Medium	Speed
14 Laps at start			New Tyre			
10	6'26.692	20.436	24.212	19.467	21.165	
11	1'22.910	18.227	23.609	19.103	21.971	298.3
12	1'21.939	18.203	23.572	19.009	21.155	298.3
13	1'21.717	18.136	23.501	19.091	20.989	295.8
14	1'29.410	23.807	24.889	19.473	21.241	297.5
15	1'21.962	18.115	23.534	19.160	21.153	297.5
16	1'35.104	P 22.526	27.772	21.510	23.296	288.7

15th 10 **Luca MARINI** DUCATI ITA
Mooney VR46 Racing Team

Runs=1 Total laps=17 Full laps=12

Run #	1	Front Tyre	Slick-Hard	Rear Tyre	Slick-Hard	Speed
New Tyre			New Tyre			
1	2'31.781	20.411	25.103	20.152	21.516	
2	1'21.952	18.187	23.484	19.167	21.114	292.6
3	1'21.727	18.050	23.462	19.088	21.127	295.0
4	1'21.793	* 17.997	23.462	19.179	21.155*	295.0
5	1'21.816	* 18.013	23.448	19.209	21.146*	294.2
6	1'21.893	18.048	23.470	19.209	21.166	294.2
7	1'22.044	18.030	23.501	19.370	21.143	293.4
8	1'21.938	17.977	23.491	19.323	21.147	295.8
9	1'31.665	P 20.081	26.024	20.854	24.706	284.9

Run #	2	Front Tyre	Slick-Hard	Rear Tyre	Slick-Hard	Speed
9 Laps at start			9 Laps at start			
10	7'15.324	21.799	24.260	19.907	21.583	
11	1'26.571	18.302	23.619	23.131	21.519	291.8
12	1'22.032	18.104	23.595	19.311	21.022	293.4
13	1'29.102	19.896	25.873	19.908	23.425	294.2
14	1'24.713	18.170	23.616	21.770	21.157	294.2

16th 41 **Alex ESPARGARO** APRILIA SPA
Aprilia Racing

Runs=2 Total laps=12 Full laps=8

Run #	1	Front Tyre	Slick-Hard	Rear Tyre	Slick-Hard	Speed
9 Laps at start			New Tyre			
1	2'16.081	19.955	24.426	19.799	21.477	
2	1'21.771	18.203	23.589	19.065	20.914	297.5
3	1'25.197	19.187	25.034	19.693	21.283	300.0
4	3'08.639	P 17.941	23.404	18.899	2'08.395	298.3

Run #	2	Front Tyre	Slick-Hard	Rear Tyre	Slick-Hard	Speed
17 Laps at start			16 Laps at start			
5	5'47.628	19.855	25.714	20.267	22.110	
6	1'24.161	18.719	24.358	19.654	21.430	293.4
7	1'23.595	18.408	24.192	19.483	21.512	293.4
8	1'26.181	20.883	24.411	19.369	21.518	288.7
9	1'23.394	18.313	23.965	19.690	21.426	294.2
10	1'22.910	18.243	23.882	19.402	21.383	295.0
11	1'23.045	18.196	24.039	19.387	21.423	298.3
12	1'27.636	P 18.644	23.930	20.020	25.042	288.0

17th 23 **Enea BASTIANINI** DUCATI ITA
Gresini Racing MotoGP

Runs=2 Total laps=16 Full laps=11

Run #	1	Front Tyre	Slick-Hard	Rear Tyre	Slick-Medium	Speed
New Tyre			New Tyre			
1	1'47.842	19.753	24.855	19.783	21.469	
2	1'22.118	18.135	23.719	19.327	20.937	298.3
3	1'21.809	17.997	23.673	19.264	20.875	300.0
4	1'21.783	17.950	23.645	19.209	20.979	300.0
5	1'25.443	P 17.920	23.609	19.206	24.708	300.8

Run #	2	Front Tyre	Slick-Medium	Rear Tyre	Slick-Medium	Speed
8 Laps at start			5 Laps at start			
6	6'08.879	20.388	24.635	19.853	21.140	
7	1'21.991	18.092	23.742	19.202	20.955	298.3
8	1'22.030	17.958	23.685	19.322	21.065	300.0
9	1'21.986	18.069	23.701	19.202	21.014	298.3
10	1'22.254	17.976	23.875	19.250	21.153	300.8
11	1'24.697	P 18.117	23.836	19.320	23.424	300.0

Run #	3	Front Tyre	Slick-Medium	Rear Tyre	Slick-Medium	Speed
14 Laps at start			11 Laps at start			
12	5'06.804	20.640	24.489	19.694	21.220	
13	1'22.480	18.112	23.844	19.326	21.198	300.0
14	1'24.127	19.716	23.962	19.316	21.133	300.8
15	1'22.494	18.073	23.888	19.330	21.203	300.0
16	1'23.723	18.058	24.431	19.891	21.343	300.0

18th 87 **Remy GARDNER** KTM AUS
Tech3 KTM Factory Racing

Runs=2 Total laps=17 Full laps=12

Run #	1	Front Tyre	Slick-Hard	Rear Tyre	Slick-Medium	Speed
9 Laps at start			12 Laps at start			
1	1'57.240	19.858	25.229	20.518	22.887	

Fastest Lap: Fabio QUARTARARO Monster Energy Yama FRA 1'21.065 17.940 23.359 18.936 20.830

These data/results cannot be reproduced, stored and/or transmitted in whole or in part by any manner of electronic, mechanical, photocopying, recording, broadcasting or otherwise now known or herein after developed without the previous express consent by the copyright owner, except for reproduction in daily press and regular printed publications on sale to the public within 60 days of the event related to those data/results and always provided that copyright symbol appears together as follows below.
© DORNA, 2022

Official MotoGP Timing by TISSOT
www.motogp.com

Sachsenring, Saturday, June 18, 2022

Page 4 of 6



Free Practice Nr. 4

MotoGP

Lap	Lap Time	T1	T2	T3	T4	Speed	Lap	Lap Time	T1	T2	T3	T4	Speed	
2	1'23.981	18.706	24.090	19.666	21.519	282.7	8	1'22.023	18.252	23.629	19.057	21.085	295.8	
3	1'23.001	18.419	23.832	19.489	21.261	291.1	9	1'28.542 P	19.535	25.735	20.012	23.260	295.0	
4	1'22.786	18.272	23.881	19.301	21.332	293.4	Run # 2						Front Tyre Slick-Hard	Rear Tyre Slick-Hard
5	1'26.907 *	18.282	23.811	19.351	25.463*	293.4							9 Laps at start	9 Laps at start
6	1'23.291	18.560	23.941	19.455	21.335	290.3	10	4'36.614	20.697	25.188	19.738	21.293		
7	1'23.003	18.332	23.855	19.483	21.333	294.2	11	1'22.455	18.402	23.749	19.199	21.105	295.8	
8	1'36.333 P	21.140	28.298	20.168	26.727	291.1	12	1'23.117	18.251	23.676	19.563	21.627	296.7	
Run # 2						Front Tyre Slick-Hard	Rear Tyre Slick-Hard							
						17 Laps at start	New Tyre							
9	6'24.649	21.237	25.358	20.468	21.678		13	1'22.484	18.303	23.750	19.259	21.172	295.8	
10	1'22.727	18.512	23.785	19.245	21.185	290.3	14	1'22.306	18.234	23.757	19.158	21.157	295.8	
11	1'21.996	18.285	23.490	19.104	21.117	291.1	15	1'22.510	18.222	23.796	19.276	21.216	296.7	
12	1'34.247	18.315	32.868	20.787	22.277	290.3	16	1'22.538	18.249	23.790	19.265	21.234	295.8	
13	1'21.808	18.290	23.471	19.052	20.995	291.1	17	1'36.839 P	24.207	29.115	20.256	23.261	295.8	
14	1'21.979	18.286	23.600	19.052	21.041	292.6								
15	1'26.859	18.232	23.560	19.164	25.903	293.4								
16	1'22.411	18.415	23.590	19.220	21.186	288.0								
17	1'31.427 P	20.791	26.139	19.868	24.629	289.5								

21st 40 **Darryn BINDER** YAMAHA RSA
WithU Yamaha RNF MotoGP Team

Runs=2 Total laps=17 Full laps=11

Run #	Front Tyre	Slick-Hard	Rear Tyre	Slick-Hard	Speed
		New Tyre	New Tyre		
1	1'34.462	20.983	25.741	20.696	22.079
2	1'24.407	18.767	24.293	19.872	21.475 290.3
3	1'24.434	20.298	23.769	19.290	21.077 291.8
4	1'22.363	18.329	23.694	19.232	21.108 295.0
5	1'22.794 *	18.495	23.584	19.363	21.352* 291.1
6	1'23.654	19.149	23.818	19.392	21.295 284.9
7	1'22.561	18.421	23.613	19.366	21.161 293.4
8	1'22.958	18.561	23.795	19.388	21.214 292.6
9	1'32.013	25.612	25.280	19.799	21.322 292.6
10	1'22.490	18.413	23.630	19.262	21.185 292.6
11	1'23.373	18.607	23.905	19.595	21.266 292.6
12	1'23.183	18.471	23.910	19.438	21.364 291.1
13	1'26.269 P	18.607	24.098	19.541	24.023 292.6

Run #	Front Tyre	Slick-Hard	Rear Tyre	Slick-Soft	Speed
		13 Laps at start	4 Laps at start		
14	6'45.066	21.970	25.490	21.189	26.442
15	1'23.085	18.759	23.763	19.426	21.137 291.1
16	1'22.907 *	18.406	23.839	19.416	21.246* 294.2
17	1'30.840 P	21.976	24.715	19.813	24.336 292.6

22nd 89 **Jorge MARTIN** DUCATI SPA
Prima Pramac Racing

Runs=2 Total laps=15 Full laps=9

Run #	Front Tyre	Slick-Hard	Rear Tyre	Slick-Medium	Speed
		6 Laps at start	13 Laps at start		
1	2'13.622	20.026	25.244	19.937	21.580
2	1'23.255	18.548	23.936	19.518	21.253 292.6
3	1'22.756	18.279	23.812	19.426	21.239 294.2
4	1'25.944	19.671	25.758	19.373	21.142 295.0
5	1'23.229 *	18.362	23.826	19.480	21.561* 294.2
6	1'22.826	18.466	23.722	19.286	21.352 292.6
7	1'30.283 P	20.007	25.393	20.167	24.716 288.0
		13 Laps at start	17 Laps at start		
8	6'07.218	20.083	27.048	20.325	21.867
9	1'23.365	18.556	23.948	19.492	21.369 291.1
10	1'22.811	18.296	23.836	19.399	21.280 291.8
11	1'22.516	18.201	23.686	19.394	21.235 293.4

19th 4 **Andrea DOVIZIOSO** YAMAHA ITA
WithU Yamaha RNF MotoGP Team

Runs=2 Total laps=17 Full laps=12

Run #	Front Tyre	Slick-Hard	Rear Tyre	Slick-Hard	Speed
		8 Laps at start	New Tyre		
1	2'13.774	20.443	25.156	19.857	21.666
2	1'23.246	18.540	23.916	19.495	21.295 282.7
3	1'22.742	18.388	23.728	19.395	21.231 290.3
4	1'22.223	18.202	23.623	19.324	21.074 288.7
5	1'22.303 *	18.146	23.670	19.316	21.171* 292.6
6	1'27.763	20.259	27.033	19.286	21.185 289.5
7	1'25.508	18.254	23.664	21.659	21.931 291.1
8	1'24.959 P	18.158	23.692	19.420	23.689 293.4
		16 Laps at start	8 Laps at start		
9	6'32.398	22.912	24.095	19.938	21.272
10	1'22.589	18.216	23.685	19.513	21.175 292.6
11	1'22.235	18.108	23.691	19.269	21.167 294.2
12	1'21.944	18.089	23.576	19.223	21.056 292.6
13	1'26.539	20.140	25.990	19.284	21.125 294.2
14	1'22.271	18.141	23.650	19.313	21.167 294.2
15	1'24.910	18.254	25.354	19.731	21.571 294.2
16	1'22.300	18.270	23.605	19.250	21.175 291.8
17	1'34.722 P	20.819	28.122	22.624	23.157 294.2

20th 6 **Stefan BRADL** HONDA GER
Repsol Honda Team

Runs=2 Total laps=17 Full laps=12

Run #	Front Tyre	Slick-Hard	Rear Tyre	Slick-Hard	Speed
		New Tyre	New Tyre		
1	1'56.846	20.552	25.375	20.476	22.009
2	1'25.218	18.775	25.597	19.692	21.154 288.0
3	1'22.230	18.320	23.693	19.114	21.103 295.8
4	1'28.378	24.186	24.013	19.142	21.037 273.4
5	1'22.078 *	18.271	23.627	19.032	21.148* 296.7
6	1'22.515	18.280	23.715	19.215	21.305 295.8
7	1'29.108	20.420	26.892	20.489	21.307 294.2

Fastest Lap: Fabio QUARTARARO Monster Energy Yama FRA 1'21.065 17.940 23.359 18.936 20.830

These data/results cannot be reproduced, stored and/or transmitted in whole or in part by any manner of electronic, mechanical, photocopying, recording, broadcasting or otherwise now known or herein after developed without the previous express consent by the copyright owner, except for reproduction in daily press and regular printed publications on sale to the public within 60 days of the event related to those data/results and always provided that copyright symbol appears together as follows below.
© DORNA, 2022



Free Practice Nr. 4

MotoGP

Lap	Lap Time	T1	T2	T3	T4	Speed	Lap	Lap Time	T1	T2	T3	T4	Speed
12	1'22.613	18.128	23.751	19.406	21.328	295.0							
13	1'22.578	18.210	23.656	19.439	21.273	294.2							
14	1'30.611	P 22.556	26.182	19.380	22.493	291.8							
Run # 3	Front Tyre Slick-Hard	Rear Tyre Slick-Hard											
	20 Laps at start	24 Laps at start											
15	5'55.332	21.678	25.663	19.940	22.234								

23rd 25 **Raul FERNANDEZ** KTM SPA
 Tech3 KTM Factory Racing
 Runs=2 Total laps=15 Full laps=10

Run #	Front Tyre	Slick-Hard	Rear Tyre	Slick-Medium				
	4 Laps at start		New Tyre					
1	1'53.848	19.798	24.527	20.177	21.914			
2	1'22.693	18.483	23.802	19.280	21.128	291.1		
3	1'22.634	18.325	23.741	19.346	21.222	292.6		
4	1'28.633	20.306	27.362	19.620	21.345	293.4		
5	1'22.643 *	18.420	23.735	19.201	21.287*	291.8		
6	1'30.798	24.358	25.325	19.507	21.608	291.8		
7	1'22.811	18.386	23.862	19.426	21.137	295.0		
8	1'29.943	P 21.802	25.462	19.834	22.845	293.4		
Run # 2	Front Tyre Slick-Hard	Rear Tyre Slick-Medium						
	12 Laps at start		8 Laps at start					
9	7'16.545	23.787	26.450	21.741	22.109			
10	1'25.550	18.531	24.767	19.767	22.485	291.1		
11	1'22.858	18.434	23.966	19.364	21.094	292.6		
12	1'22.833	18.340	23.868	19.338	21.287	293.4		
13	1'23.431	18.414	24.033	19.499	21.485	292.6		
14	1'22.682	18.319	23.894	19.350	21.119	294.2		
15	1'39.212	P 21.394	33.410	20.517	23.891	292.6		

Fastest Lap: Fabio QUARTARARO Monster Energy Yama FRA **1'21.065** 17.940 23.359 18.936 20.830

These data/results cannot be reproduced, stored and/or transmitted in whole or in part by any manner of electronic, mechanical, photocopying, recording, broadcasting or otherwise now known or herein after developed without the previous express consent by the copyright owner, except for reproduction in daily press and regular printed publications on sale to the public within 60 days of the event related to those data/results and always provided that copyright symbol appears together as follows below.
 © DORNA, 2022


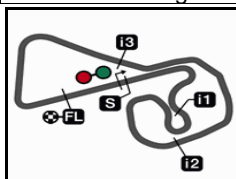
Official MotoGP Timing by **TISSOT**
 www.motogp.com

Sachsenring, Saturday, June 18, 2022

Page 6 of 6



Sachsenring

Results and timing service provided by  TISSOT

3671 m.

LIQUI MOLY MOTORRAD GRAND PRIX DEUTSCHLAND

Free Practice Nr. 4

Best Partial Times

MotoGP™

IT Ideal Lap Time, sum of the best partial times*BT* Best Lap Time


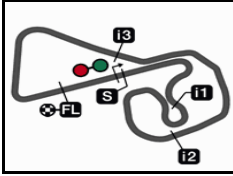
<i>T1</i>		<i>T2</i>		<i>T3</i>		<i>T4</i>				<i>IT</i>	<i>BT</i>	
Pos	Rider	Time	Rider	Time	Rider	Time	Rider	Time	Pos	Rider	<i>IT</i>	<i>BT</i>
1	F.BAGNAIA	17.850	J.MILLER	23.279	T.NAKAGAMI	18.879	F.QUARTARARO	20.830	1	F.BAGNAIA	1'20.947	1'21.119 (2)
2	J.MILLER	17.863	M.VIÑALES	23.308	A.ESPARGARO	18.899	F.BAGNAIA	20.831	2	F.QUARTARAR	1'21.038	1'21.065 (1)
3	F.QUARTARARO	17.914	F.BAGNAIA	23.313	M.OLIVEIRA	18.908	J.MILLER	20.864	3	J.MILLER	1'21.109	1'21.202 (4)
4	E.BASTIANINI	17.920	J.MIR	23.320	J.ZARCO	18.914	J.MIR	20.866	4	J.MIR	1'21.115	1'21.179 (3)
5	A.ESPARGARO	17.941	A.MARQUEZ	23.348	J.MIR	18.933	E.BASTIANINI	20.875	5	A.ESPARGAR	1'21.158	1'21.771 (16)
6	F.MORBIDELLI	17.947	F.QUARTARARO	23.359	F.QUARTARARO	18.935	M.OLIVEIRA	20.892	6	F.MORBIDELLI	1'21.191	1'21.242 (5)
7	L.MARINI	17.977	J.ZARCO	23.366	F.MORBIDELLI	18.951	A.ESPARGARO	20.914	7	M.VIÑALES	1'21.268	1'21.399 (8)
8	F.DI GIANNANTO	17.989	F.MORBIDELLI	23.370	F.BAGNAIA	18.953	F.MORBIDELLI	20.923	8	J.ZARCO	1'21.296	1'21.393 (7)
9	J.MIR	17.996	M.OLIVEIRA	23.375	A.MARQUEZ	18.963	A.MARQUEZ	20.926	9	M.OLIVEIRA	1'21.300	1'21.323 (6)
10	M.BEZZECCHI	18.001	T.NAKAGAMI	23.382	M.VIÑALES	19.004	T.NAKAGAMI	20.942	10	A.MARQUEZ	1'21.325	1'21.608 (11)
11	M.VIÑALES	18.002	F.DI GIANNANTO	23.393	F.DI GIANNANTO	19.006	J.ZARCO	20.947	11	T.NAKAGAMI	1'21.341	1'21.516 (9)
12	J.ZARCO	18.069	B.BINDER	23.399	P.ESPARGARO	19.009	M.VIÑALES	20.954	12	F.DI GIANNAN	1'21.408	1'21.552 (10)
13	A.MARQUEZ	18.088	A.ESPARGARO	23.404	B.BINDER	19.013	B.BINDER	20.983	13	M.BEZZECCHI	1'21.476	1'21.665 (12)
14	A.DOVIZIOSO	18.089	M.BEZZECCHI	23.443	M.BEZZECCHI	19.021	P.ESPARGARO	20.989	14	L.MARINI	1'21.535	1'21.727 (15)
15	P.ESPARGARO	18.115	L.MARINI	23.448	S.BRADL	19.032	R.GARDNER	20.995	15	B.BINDER	1'21.541	1'21.678 (13)
16	M.OLIVEIRA	18.125	R.GARDNER	23.471	R.GARDNER	19.052	M.BEZZECCHI	21.011	16	E.BASTIANINI	1'21.606	1'21.783 (17)
17	J.MARTIN	18.128	P.ESPARGARO	23.501	L.MARINI	19.088	F.DI GIANNANTO	21.020	17	P.ESPARGAR	1'21.614	1'21.717 (14)
18	T.NAKAGAMI	18.138	A.DOVIZIOSO	23.576	J.MILLER	19.103	L.MARINI	21.022	18	R.GARDNER	1'21.750	1'21.808 (18)
19	B.BINDER	18.146	D.BINDER	23.584	R.FERNANDEZ	19.201	S.BRADL	21.037	19	S.BRADL	1'21.918	1'22.023 (20)
20	S.BRADL	18.222	E.BASTIANINI	23.609	E.BASTIANINI	19.202	A.DOVIZIOSO	21.056	20	A.DOVIZIOSO	1'21.944	1'21.944 (19)
21	R.GARDNER	18.232	S.BRADL	23.627	A.DOVIZIOSO	19.223	D.BINDER	21.077	21	J.MARTIN	1'22.212	1'22.516 (22)
22	R.FERNANDEZ	18.319	J.MARTIN	23.656	D.BINDER	19.232	R.FERNANDEZ	21.094	22	D.BINDER	1'22.222	1'22.363 (21)
23	D.BINDER	18.329	R.FERNANDEZ	23.735	J.MARTIN	19.286	J.MARTIN	21.142	23	R.FERNANDEZ	1'22.349	1'22.634 (23)

These data/results cannot be reproduced, stored and/or transmitted in whole or in part by any manner of electronic, mechanical, photocopying, recording, broadcasting or otherwise now known or herein after developed without the previous express consent by the copyright owner, except for reproduction in daily press and regular printed publications on sale to the public within 60 days of the event related to those data/results and always provided that copyright symbol appears together as follows below.
© DORNA, 2022


Official MotoGP Timing by TISSOT
www.motogp.com



Sachsenring

Results and timing service provided by **MotoGP™****LIQUI MOLY MOTORRAD GRAND PRIX DEUTSCHLAND****Free Practice Nr. 4****Fastest Laps Sequence**

3671 m.

<i>Practice Time</i>	 <i>Rider</i>	<i>Nation</i>	<i>Motorcycle</i>	<i>Time</i>	<i>Km/h</i>	<i>Rider's Lap</i>
2'58.869	40 Darryn BINDER	RSA	YAMAHA	1'24.407	156.5	2
2'59.203	21 Franco MORBIDELLI	ITA	YAMAHA	1'23.814	157.6	2
2'59.331	72 Marco BEZZECCHI	ITA	DUCATI	1'23.378	158.5	2
3'00.494	49 Fabio DI GIANNANTONI	ITA	DUCATI	1'22.277	160.6	2
3'09.960	23 Enea BASTIANINI	ITA	DUCATI	1'22.118	160.9	2
3'37.852	41 Aleix ESPARGARO	SPA	APRILIA	1'21.771	161.6	2
3'53.148	63 Francesco BAGNAIA	ITA	DUCATI	1'21.613	161.9	2
5'04.481	88 Miguel OLIVEIRA	POR	KTM	1'21.417	162.3	3
5'14.267	63 Francesco BAGNAIA	ITA	DUCATI	1'21.119	162.9	3
5'22.003	20 Fabio QUARTARARO	FRA	YAMAHA	1'21.065	163.0	3

These data/results cannot be reproduced, stored and/or transmitted in whole or in part by any manner of electronic, mechanical, photocopying, recording, broadcasting or otherwise now known or herein after developed without the previous express consent by the copyright owner, except for reproduction in daily press and regular printed publications on sale to the public within 60 days of the event related to those data/results and always provided that copyright symbol appears together as follows below.

© DORNA, 2022

Official MotoGP Timing by **TISSOT**
www.motogp.com

Sachsenring, Saturday, June 18, 2022