


4542 m.

MOTUL TT ASSEN

Free Practice Nr. 3

Classification

10

		Rider	Nation	Team	Motorcycle	Time	Lap Total	Gap	Top Speed
1	28	Izan GUEVARA	SPA	GASGAS Aspar Team	GASGAS	1'41.526	18 18		211.0
2	7	Dennis FOGGIA	ITA	Leopard Racing	HONDA	1'41.561	19 19	0.035 0.035	215.8
3	11	Sergio GARCIA	SPA	GASGAS Aspar Team	GASGAS	1'41.771	17 19	0.245 0.210	212.1
4	44	David MUÑOZ	SPA	BOE Motorsports	KTM	1'41.851	16 16	0.325 0.080	215.4
5	24	Tatsuki SUZUKI	JPN	Leopard Racing	HONDA	1'42.049	9 17	0.523 0.198	215.8
6	71	Ayumu SASAKI	JPN	Sterilgarda Husqvarna Max	HUSQVARNA	1'42.167	16 16	0.641 0.118	217.0
7	6	Ryusei YAMANAKA	JPN	MT Helmets - MSI	KTM	1'42.185	15 17	0.659 0.018	213.9
8	54	Riccardo ROSSI	ITA	SIC58 Squadra Corse	HONDA	1'42.233	11 15	0.707 0.048	211.3
9	53	Deniz ÖNCÜ	TUR	Red Bull KTM Tech3	KTM	1'42.406	16 16	0.880 0.173	211.7
10	20	Lorenzo FELLON	FRA	SIC58 Squadra Corse	HONDA	1'42.481	11 11	0.955 0.075	210.3
11	5	Jaume MASIA	SPA	Red Bull KTM Ajo	KTM	1'42.505	18 18	0.979 0.024	212.5
12	66	Joel KELSO	AUS	CIP Green Power	KTM	1'42.555	15 15	1.029 0.050	212.5
13	17	John MCPHEE	GBR	Sterilgarda Husqvarna Max	HUSQVARNA	1'42.576	11 15	1.050 0.021	211.3
14	16	Andrea MIGNO	ITA	Rivacold Snipers Team	HONDA	1'42.601	14 16	1.075 0.025	209.9
15	82	Stefano NEPA	ITA	Angeluss MTA Team	KTM	1'42.621	11 15	1.095 0.020	212.5
16	48	Ivan ORTOLÁ	SPA	Angeluss MTA Team	KTM	1'42.623	16 16	1.097 0.002	212.8
17	10	Diogo MOREIRA	BRA	MT Helmets - MSI	KTM	1'42.639	15 15	1.113 0.016	216.6
18	96	Daniel HOLGADO	SPA	Red Bull KTM Ajo	KTM	1'42.652	13 16	1.126 0.013	214.7
19	27	Kaito TOBA	JPN	CIP Green Power	KTM	1'42.698	7 16	1.172 0.046	209.5
20	99	Carlos TATAY	SPA	CFMOTO Racing PruestelGP	CFMOTO	1'42.750	16 17	1.224 0.052	207.8
21	43	Xavier ARTIGAS	SPA	CFMOTO Racing PruestelGP	CFMOTO	1'42.792	16 18	1.266 0.042	214.7
22	19	Scott OGDEN	GBR	VisionTrack Racing Team	HONDA	1'42.945	12 16	1.419 0.153	211.3
23	31	Adrian FERNANDEZ	SPA	Red Bull KTM Tech3	KTM	1'43.098	3 13	1.572 0.153	213.6
24	23	Elia BARTOLINI	ITA	QJMotor Avintia Racing Team	KTM	1'43.271	6 15	1.745 0.173	213.2
25	67	Alberto SURRA	ITA	Rivacold Snipers Team	HONDA	1'43.421	4 15	1.895 0.150	207.4
26	72	Taiyo FURUSATO	JPN	Honda Team Asia	HONDA	1'43.448	19 19	1.922 0.027	210.3
27	64	Mario AJI	INA	Honda Team Asia	HONDA	1'44.226	3 17	2.700 0.778	208.1
28	22	Ana CARRASCO	SPA	BOE Motorsports	KTM	1'44.482	15 15	2.956 0.256	210.3
29	85	Luca LUNETTA	ITA	QJMotor Avintia Racing Team	KTM	1'44.514	16 16	2.988 0.032	211.3
30	70	Joshua WHATLEY	GBR	VisionTrack Racing Team	HONDA	1'44.613	4 7	3.087 0.099	209.2

Practice condition: **Dry**
 Air: **21°**
 Humidity: **72%**
 Ground: **25°**

Fastest Lap:	Lap: 18	Izan GUEVARA	1'41.526	161 Km/h
Best Race Lap:	2021	Pedro ACOSTA	1'41.618	160.9 Km/h
All Time Lap Record:	2021	Jeremy ALCOBA	1'41.194	161.5 Km/h

The results are provisional until the end of the limit for protest and appeals.

Time limit for protest expires 30' after publication of the results - Time:

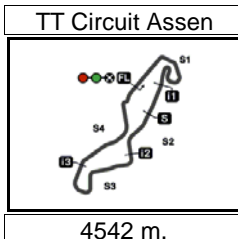
These data/results cannot be reproduced, stored and/or transmitted in whole or in part by any manner of electronic, mechanical, photocopying, recording, broadcasting or otherwise now known or herein after developed without the previous express consent by the copyright owner, except for reproduction in daily press and regular printed publications on sale to the public within 60 days of the event related to those data/results and always provided that copyright symbol appears together as follows below.

© DORNA, 2022

Official MotoGP Timing by TISSOT
 www.motogp.com

Assen, Saturday, June 25, 2022






MOTUL TT ASSEN

Free Practice Nr. 3

Combined Free Practice Times

11

	Rider	Nation	Team	MOTORCYCLE	FP1	FP2	FP3	Gap
1	28 I.GUEVARA	SPA	GASGAS Aspar Team	GASGAS	1'53.575	7 1'50.488	18 1'41.526	18
2	7 D.FOGGIA	ITA	Leopard Racing	HONDA	1'55.590	9 1'51.366	17 1'41.561	19 0.035 0.035
3	11 S.GARCIA	SPA	GASGAS Aspar Team	GASGAS	1'54.115	11 1'50.789	18 1'41.771	17 0.245 0.210
4	44 D.MUÑOZ	SPA	BOE Motorsports	KTM	1'52.406	7 1'49.491	15 1'41.851	16 0.325 0.080
5	24 T.SUZUKI	JPN	Leopard Racing	HONDA	1'52.963	11 1'49.672	15 1'42.049	9 0.523 0.198
6	71 A.SASAKI	JPN	Sterilgarda Husqvarna Max	HUSQVARNA	1'55.532	11 1'50.789	17 1'42.167	16 0.641 0.118
7	6 R.YAMANAKA	JPN	MT Helmets - MSI	KTM	1'56.397	11 1'49.723	19 1'42.185	15 0.659 0.018
8	54 R.ROSSI	ITA	SIC58 Squadra Corse	HONDA	1'54.687	7 1'50.240	19 1'42.233	11 0.707 0.048
9	53 D.ÖNCÜ	TUR	Red Bull KTM Tech3	KTM	1'52.689	8 1'50.342	16 1'42.406	16 0.880 0.173
10	20 L.FELLON	FRA	SIC58 Squadra Corse	HONDA	1'54.357	7 1'50.188	16 1'42.481	11 0.955 0.075
11	5 J.MASIA	SPA	Red Bull KTM Ajo	KTM	1'54.306	7 1'50.356	15 1'42.505	18 0.979 0.024
12	66 J.KELSO	AUS	CIP Green Power	KTM	1'56.030	8 1'52.050	15 1'42.555	15 1.029 0.050
13	17 J.MCPHEE	GBR	Sterilgarda Husqvarna Max	HUSQVARNA	1'52.775	9 1'50.386	11 1'42.576	11 1.050 0.021
14	16 A.MIGNO	ITA	Rivacold Snipers Team	HONDA	1'54.486	15 1'50.070	20 1'42.601	14 1.075 0.025
15	82 S.NEPA	ITA	Angeluss MTA Team	KTM	1'56.016	14 1'51.793	18 1'42.621	11 1.095 0.020
16	48 I.ORTOLÁ	SPA	Angeluss MTA Team	KTM	1'55.328	10 1'50.773	17 1'42.623	16 1.097 0.002
17	10 D.MOREIRA	BRA	MT Helmets - MSI	KTM	1'55.980	11 1'51.144	16 1'42.639	15 1.113 0.016
18	96 D.HOLGADO	SPA	Red Bull KTM Ajo	KTM	1'56.496	6 1'51.105	18 1'42.652	13 1.126 0.013
19	27 K.TOBA	JPN	CIP Green Power	KTM	1'58.415	8 1'54.285	14 1'42.698	7 1.172 0.046
20	99 C.TATAY	SPA	CFMOTO Racing PruestelGP	CFMOTO	1'55.024	10 1'50.083	21 1'42.750	16 1.224 0.052
21	43 X.ARTIGAS	SPA	CFMOTO Racing PruestelGP	CFMOTO	1'54.832	11 1'50.859	19 1'42.792	16 1.266 0.042
22	19 S.OGDEN	GBR	VisionTrack Racing Team	HONDA	1'53.182	7 1'49.947	15 1'42.945	12 1.419 0.153
23	31 A.FERNANDEZ	SPA	Red Bull KTM Tech3	KTM	1'55.935	8 1'51.661	17 1'43.098	3 1.572 0.153
24	23 E.BARTOLINI	ITA	QJMotor Avintia Racing Team	KTM	1'58.412	8 1'51.667	15 1'43.271	6 1.745 0.173
25	67 A.SURRA	ITA	Rivacold Snipers Team	HONDA	1'53.176	12 1'50.844	11 1'43.421	4 1.895 0.150
26	72 T.FURUSATO	JPN	Honda Team Asia	HONDA	1'56.698	17 1'51.957	20 1'43.448	19 1.922 0.027
27	64 M.AJI	INA	Honda Team Asia	HONDA	1'55.072	9 1'51.176	8 1'44.226	3 2.700 0.778
28	22 A.CARRASCO	SPA	BOE Motorsports	KTM	2'00.025	17 1'53.192	17 1'44.482	15 2.956 0.256
29	85 L.LUNETTA	ITA	QJMotor Avintia Racing Team	KTM	2'00.402	16 1'51.884	19 1'44.514	16 2.988 0.032
30	70 J.WHATLEY	GBR	VisionTrack Racing Team	HONDA	1'56.972	12 1'51.917	17 1'44.613	4 3.087 0.099

Pole Position Record:	2021	Jeremy ALCOBA	1'41.194	161.5 Km/h
Best Race Lap:	2021	Pedro ACOSTA	1'41.618	160.9 Km/h
All Time Lap Record:	2021	Jeremy ALCOBA	1'41.194	161.5 Km/h

The results are provisional until the end of the limit for protest and appeals.

Time limit for protest expires 60' after publication of the results - Time:

These data/results cannot be reproduced, stored and/or transmitted in whole or in part by any manner of electronic, mechanical, photocopying, recording, broadcasting or otherwise now known or herein after developed without the previous express consent by the copyright owner, except for reproduction in daily press and regular printed publications on sale to the public within 60 days of the event related to those data/results and always provided that copyright symbol appears together as follows below.

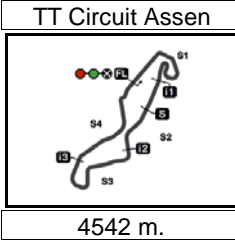
© DORNA, 2022

Official MotoGP Timing by TISSOT
www.motogp.com

Assen, Saturday, June 25, 2022







MOTUL TT ASSEN

Free Practice Nr. 3

Top Speed & Average

12



Rider	Nation	Motorcycle	Top 5 speeds					Average	Top
71 Ayumu SASAKI	JPN	HUSQVARNA	217.0	213.6	213.2	212.8	212.1	213.5	217.0
10 Diogo MOREIRA	BRA	KTM	216.6	213.2	212.1	211.7	211.7	213.1	216.6
7 Dennis FOGGIA	ITA	HONDA	215.8	213.9	212.1	212.1	211.7	213.1	215.8
24 Tatsuki SUZUKI	JPN	HONDA	215.8	213.6	213.2	212.1	212.1	213.0	215.8
44 David MUÑOZ	SPA	KTM	215.4	215.4	213.9	213.9	213.2	214.4	215.4
43 Xavier ARTIGAS	SPA	CFMOTO	214.7	213.6	213.2	212.1	211.7	213.1	214.7
96 Daniel HOLGADO	SPA	KTM	214.7	214.7	212.8	212.8	211.3	213.3	214.7
6 Ryusei YAMANAKA	JPN	KTM	213.9	212.5	211.7	210.3	209.9	211.7	213.9
31 Adrian FERNANDEZ	SPA	KTM	213.6	213.2	212.8	212.5	212.1	212.8	213.6
23 Elia BARTOLINI	ITA	KTM	213.2	212.1	211.7	211.0	209.5	211.2	213.2
48 Ivan ORTOLÁ	SPA	KTM	212.8	212.1	212.1	212.1	211.7	212.2	212.8
5 Jaume MASIA	SPA	KTM	212.5	211.0	209.2	209.2	209.2	210.1	212.5
66 Joel KELSO	AUS	KTM	212.5	211.0	210.3	210.3	210.3	210.9	212.5
82 Stefano NEPA	ITA	KTM	212.5	211.7	211.0	210.6	209.9	211.1	212.5
11 Sergio GARCIA	SPA	GASGAS	212.1	210.6	209.5	209.5	209.2	210.0	212.1
53 Deniz ÖNCÜ	TUR	KTM	211.7	209.5	209.5	209.2	207.1	209.4	211.7
17 John MCPHEE	GBR	HUSQVARNA	211.3	210.6	209.9	209.5	208.8	210.0	211.3
19 Scott OGDEN	GBR	HONDA	211.3	209.2	208.5	208.5	208.5	209.2	211.3
54 Riccardo ROSSI	ITA	HONDA	211.3	211.3	211.3	211.0	210.6	211.1	211.3
85 Luca LUNETTA	ITA	KTM	211.3	211.0	209.9	209.2	208.5	209.7	211.3
28 Izan GUEVARA	SPA	GASGAS	211.0	211.0	210.6	210.3	209.9	210.5	211.0
20 Lorenzo FELLON	FRA	HONDA	210.3	209.9	209.9	209.5	209.2	209.6	210.3
22 Ana CARRASCO	SPA	KTM	210.3	209.2	208.8	208.1	208.1	208.9	210.3
72 Taiyo FURUSATO	JPN	HONDA	210.3	209.9	209.2	208.8	208.8	209.1	210.3
16 Andrea MIGNO	ITA	HONDA	209.9	209.5	209.2	209.2	208.8	209.2	209.9
27 Kaito TOBA	JPN	KTM	209.5	209.5	209.2	208.1	208.1	208.9	209.5
70 Joshua WHATLEY	GBR	HONDA	209.2	208.5	207.1	206.4	206.4	207.5	209.2
64 Mario AJI	INA	HONDA	208.1	206.7	206.7	205.7	205.3	206.5	208.1
99 Carlos TATAY	SPA	CFMOTO	207.8	207.1	207.1	207.1	206.0	207.0	207.8
67 Alberto SURRA	ITA	HONDA	207.4	206.7	206.0	206.0	205.7	206.4	207.4

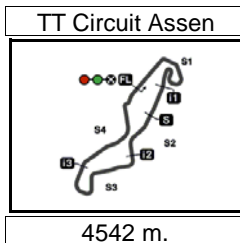
These data/results cannot be reproduced, stored and/or transmitted in whole or in part by any manner of electronic, mechanical, photocopying, recording, broadcasting or otherwise now known or herein after developed without the previous express consent by the copyright owner, except for reproduction in daily press and regular printed publications on sale to the public within 60 days of the event related to those data/results and always provided that copyright symbol appears together as follows below.

© DORNA, 2022

Official MotoGP Timing by TISSOT
www.motogp.com



Assen, Saturday, June 25, 2022



MOTUL TT ASSEN
Free Practice Nr. 3

Chronological Analysis of Performances

13

* Lap / Sector time cancelled **T1** Time from finish line to 1st intermediate **T3** Time from 2nd intermed. to 3rd intermed.
P Crossing the finish line in pit lane **T2** Time from 1st intermed. to 2nd intermed. **T4** Time from 3rd intermediate to finish line

Lap	Lap Time	T1	T2	T3	T4	Speed	Lap	Lap Time	T1	T2	T3	T4	Speed	
1st	28	Izan GUEVARA GASGAS Aspar Tea SPA						2	1'44.792	34.359	16.630	29.644	24.159	208.1
		Runs=2	Total laps=18	Full laps=7	3	1'43.943	34.030	16.449	29.317	24.147	209.5			
1	2'59.446	32.579	16.877	29.997	24.765	208.5	4	1'43.648	33.947	16.494	29.277	23.930	208.8	
2	1'42.995	33.797	16.268	29.208	23.722	210.3	5	1'43.516	33.913	16.402	29.320	23.881	208.1	
3	1'42.579	33.367	16.554	28.932	23.726	209.2	6	1'43.176 *	33.809	16.395	29.210*	23.762	208.8	
4	1'47.819 *	35.48*	16.483	31.393	24.456	208.8	7	1'42.754 *	33.62*	16.378	29.049	23.700	208.5	
5	1'42.365 *	33.409	16.329	29.004*	23.623	210.6	8	1'50.184 P	33.813	16.422	29.267	30.682	208.5	
6	1'43.648 *	34.47*	16.457	28.964	23.755	207.8	9	5'18.174	31.898	16.591	29.321	23.891	207.4	
7	1'42.286	33.451	16.331	28.917	23.587	209.5	10	1'42.509	33.550	16.334	29.028	23.597	208.5	
8	1'42.308	33.553	16.327	28.802	23.626	209.5	11	1'42.670	33.543	16.374	29.136	23.617	207.4	
9	1'43.504 *	33.82*	16.543	29.363	23.771	207.4	12	1'42.537	33.526	16.346	29.056	23.609	208.1	
10	1'42.322	33.506	16.247	28.916	23.653	211.0	13	1'43.106	33.761	16.313	29.222	23.810	209.2	
11	1'49.184 P	33.434	16.188	29.180	30.382	209.5	14	1'50.741 P	33.910	16.623	29.299	30.909	209.5	
12	7'21.514	32.480	18.042	29.412	23.860	179.2	15	5'41.663	34.102	16.555	29.266	23.688	207.1	
13	1'42.037	33.359	16.250	28.804	23.624	209.9	16	1'42.714	33.459	16.279	29.081	23.895	209.2	
14	1'42.202 *	33.339	16.300	28.962*	23.601	208.8	17	1'41.771	33.313	16.142	28.733	23.583	212.1	
15	1'48.457 P	33.337	16.297	28.873	29.950	208.8	18	1'52.308 *	33.767	17.078	30.907	30.556*	205.7	
16	4'55.523	31.082	16.521	29.122	23.961	207.4	19	1'42.768	33.577	16.236	28.958	23.997	210.6	
17	1'41.638 *	33.15*	16.214	28.768	23.497*	209.9								
18	1'41.526	33.076	16.212	28.738	23.500	211.0								
2nd	7	Dennis FOGGIA Leopard Racing ITA						1	2'07.955	33.130	16.919	29.775	24.815	211.7
		Runs=2	Total laps=19	Full laps=10	2	1'43.149	33.869	16.281	29.167	23.832	213.2			
1	2'43.355	33.154	17.297	31.213	25.001	209.9	3	1'44.657	34.245	16.518	29.628	24.266	208.1	
2	1'45.022	34.372	16.639	29.790	24.221	211.3	4	1'43.129	33.666	16.345	29.112	24.006	211.0	
3	1'43.672	33.753	16.550	29.365	24.004	211.7	5	1'47.981	37.551	16.573	29.493	24.364	210.3	
4	1'43.431	33.704	16.633	29.220	23.874	211.3	6	1'42.411 *	33.338	16.161	29.049*	23.863	215.4	
5	1'43.022 *	33.699	16.417	29.118*	23.788	212.1	7	1'52.277 P	33.65*	16.700	30.223	31.700	210.3	
6	1'49.001 *	38.03*	16.979	29.593	24.398	202.6	8	7'31.339 *	37.875	20.383	31.864	25.663*	166.9	
7	1'42.916	33.626	16.400	29.033	23.857	211.0	9	1'46.620	33.640	16.716	29.555	26.709	210.6	
8	1'43.842	34.800	16.372	29.078	23.592	209.9	10	1'42.928	33.485	16.407	29.266	23.770	210.3	
9	1'42.604	33.569	16.393	29.002	23.640	210.3	11	1'45.525	35.480	17.073	29.169	23.803	197.4	
10	1'47.925 P	33.487	16.347	28.923	29.168	209.9	12	1'42.473	33.400	16.289	29.093	23.691	212.5	
11	4'57.941	31.081	16.573	29.038	23.562	207.4	13	1'56.834 P	37.34*	17.081	29.927	32.484	201.3	
12	1'42.210	33.428	16.319	28.876	23.587	210.3	14	8'12.951	31.744	16.347	29.038	23.950	213.9	
13	1'42.037	33.334	16.387	28.763	23.553	210.6	15	1'41.804 *	33.228	16.083	28.844	23.649*	213.9	
14	1'41.820	33.297	16.231	28.870	23.422	212.1	16	1'41.851	33.379	16.087	28.923	23.462	215.4	
15	1'41.869 *	33.168	16.278	28.889*	23.534	211.0								
16	1'47.444 P	33.188	16.313	28.957*	28.986	209.9								
17	5'21.995	30.710	16.369	29.043	23.945	211.3								
18	1'41.815 *	33.207	16.040	28.780	23.788*	213.9								
19	1'41.561	33.325	16.015	28.816	23.405	215.8								
3rd	11	Sergio GARCIA GASGAS Aspar Tea SPA						1	2'43.484	32.432	16.793	31.208	24.958	212.1
		Runs=2	Total laps=19	Full laps=11	2	1'45.228	34.869	16.398	29.914	24.047	212.1			
1	1'50.693	33.318	16.987	30.091	24.419	205.7	3	1'44.394	33.683	16.421	30.201	24.089	213.2	
							4	1'42.515	33.651	16.257	28.912	23.695	212.1	
							5	1'43.731 *	34.387	16.452	29.190*	23.702	209.5	
							6	1'49.322 *	37.07*	16.781	29.414	26.051*	206.4	

Fastest Lap: Izan GUEVARA GASGAS Aspar Tea SPA **1'41.526** 33.076 16.212 28.738 23.500

These data/results cannot be reproduced, stored and/or transmitted in whole or in part by any manner of electronic, mechanical, photocopying, recording, broadcasting or otherwise now known or herein after developed without the previous express consent by the copyright owner, except for reproduction in daily press and regular printed publications on sale to the public within 60 days of the event related to those data/results and always provided that copyright symbol appears together as follows below.
© DORNA, 2022



Free Practice Nr. 3

Moto3

Lap	Lap Time	T1	T2	T3	T4	Speed	Lap	Lap Time	T1	T2	T3	T4	Speed
7	1'42.303	33.683	16.232	28.889	23.499	212.1	4	1'42.667	33.558	16.364	28.955	23.790	211.0
8	1'46.881	37.643	16.475	29.048	23.715	209.9	5	1'50.528	* 35.93*	17.487	33.127*	23.980*	199.3
9	1'42.049	33.475	16.246	28.843	23.485	211.3	6	1'53.149	P 34.33*	16.772	30.048	31.990	205.7
10	1'54.581	P 33.984	16.479	29.619	34.499	210.6	7	9'30.595	42.147	16.730	29.266	23.893	208.5
11	5'09.606	* 36.650	18.344	29.484*	23.773	190.0	8	1'55.170	* 45.463	16.616	29.067	24.024*	207.4
12	1'42.833	33.782	16.308	29.146	23.597	209.9	9	1'46.576	* 34.23*	16.526	30.596	25.216	208.5
13	1'42.755	33.669	16.308	29.182	23.596	210.6	10	1'43.795	* 33.514	16.299	29.120	24.862*	211.3
14	1'59.888	P 37.382	16.483	31.022	35.001	209.5	11	1'42.233	33.427	16.272	28.716	23.818	211.3
15	8'09.889	* 30.685	16.444	29.235	24.569*	211.0	12	1'55.083	P 34.537	16.818	32.300	31.428	203.3
16	1'42.169	* 33.367	16.064	28.860	23.878*	215.8	13	7'12.695	* 46.163	26.220*	31.419	28.775	182.9
17	1'41.761	* 33.299	16.069	28.772	23.621*	213.6	14	1'43.719	* 34.16*	16.434	28.990	24.133*	210.6
							15	1'42.752	* 33.61*	16.313	28.923	23.902	211.3

6th 71 Ayumu SASAKI Sterilgarda Husqvarna JPN
 Runs=2 Total laps=16 Full laps=8

1	2'31.598	31.707	17.023	30.083	24.410	208.5
2	1'44.319	34.026	16.523	29.690	24.080	211.0
3	1'43.249	33.653	16.492	29.297	23.807	211.3
4	1'42.920	33.495	16.373	29.192	23.860	211.3
5	1'42.662	* 33.451	16.296	29.242*	23.673	212.1
6	1'42.570	* 33.45*	16.283	29.119	23.711	213.2
7	1'42.201	33.272	16.236	29.074	23.619	212.8
8	1'55.902	P 37.792	16.879	30.182	31.049	206.7
9	8'12.393	34.419	16.505	29.321	23.817	208.1
10	1'42.917	33.635	16.372	29.132	23.778	209.2
11	1'48.553	38.450	16.416	29.706	23.981	211.0
12	1'42.540	33.469	16.256	29.103	23.712	212.1
13	2'05.843	P 34.097	16.527	41.661	33.558	209.2
14	6'52.193	32.829	16.303	28.873	23.467	213.6
15	1'41.680	* 33.012	16.138	28.811	23.719*	217.0
16	1'42.167	33.202	16.323	29.017	23.625	209.9

7th 6 Ryusei YAMANAKA MT Helmets - MSI JPN
 Runs=2 Total laps=17 Full laps=8

1	1'52.973	32.096	17.138	30.230	24.251	205.7
2	1'44.357	34.078	16.778	29.520	23.981	208.5
3	1'43.738	33.835	16.528	29.432	23.943	209.5
4	1'43.477	33.800	16.490	29.228	23.959	208.8
5	1'43.028	33.606	16.458	29.163	23.801	209.2
6	1'43.257	* 33.595	16.300	29.571*	23.791	209.9
7	1'52.085	P 33.64*	16.460	29.652	32.329	209.2
8	6'44.636	30.693	16.557	29.285	23.771	208.8
9	1'42.652	33.583	16.347	29.012	23.710	209.5
10	1'43.297	33.475	16.281	29.022	24.519	211.7
11	1'43.608	33.487	16.362	29.236	24.523	210.3
12	1'42.809	* 33.566	16.264	29.404	23.575*	208.8
13	1'50.318	P 33.52*	16.365	29.101	31.323	209.5
14	7'36.779	30.799	17.391	29.277	25.038	192.1
15	1'42.185	33.389	16.112	28.867	23.817	213.9
16	1'44.157	* 33.424	16.434	28.979	25.320*	212.5
17	1'44.512	* 34.71*	16.720	29.128	23.953	203.6

8th 54 Riccardo ROSSI SIC58 Squadra Corse ITA
 Runs=2 Total laps=15 Full laps=4

1	2'39.879	34.998	20.008	33.037	24.786	164.5
2	1'44.763	34.391	16.681	29.478	24.213	208.8
3	1'43.577	33.917	16.564	29.219	23.877	209.2

9th 53 Deniz ÖNCÜ Red Bull KTM Tech3 TUR
 Runs=2 Total laps=16 Full laps=6

1	2'07.444	34.391	16.910	29.968	25.999	205.0
2	1'43.451	33.945	16.313	29.240	23.953	211.7
3	1'44.348	* 34.38*	16.468	29.590	23.905*	209.5
4	1'46.012	* 34.057	16.597	30.622	24.736*	206.7
5	1'44.093	* 34.11*	16.654	29.303	24.018	205.7
6	1'43.300	* 33.793	16.554	29.123*	23.830	206.4
7	1'51.066	P 33.83*	17.384	30.128*	29.721	206.7
8	6'26.873	31.274	16.794	29.949	24.082	207.1
9	1'43.409	33.751	16.563	29.153	23.942	205.7
10	1'42.972	33.543	16.539	28.980	23.910	206.7
11	1'43.519	33.647	16.574	29.483	23.815	205.7
12	1'52.591	P 36.01*	16.811	29.686	30.084	206.4
13	9'16.927	32.114	17.790	29.226	24.583	181.3
14	1'42.672	33.632	16.419	28.907	23.714	209.5
15	1'46.538	* 33.563	16.487	29.048	27.440*	206.4
16	1'42.406	33.551	16.398	28.862	23.595	209.2

10th 20 Lorenzo FELLON SIC58 Squadra Corse FRA
 Runs=2 Total laps=12 Full laps=6

1	2'16.934	32.156	17.093	30.456	24.734	209.9
2	1'44.739	34.161	16.540	29.457	24.581	209.2
3	1'43.725	33.881	16.439	29.175	24.230	210.3
4	1'44.240	34.022	16.500	29.314	24.404	209.5
5	1'44.577	33.895	16.519	29.984	24.179	209.2
6	1'43.592	* 33.692	16.577	29.290*	24.033	209.2
7	1'54.051	P 34.105	16.779	32.099*	31.068	207.8
8	10'06.627	31.588	16.671	29.229	23.808	206.0
9	1'43.164	33.633	16.542	29.132	23.857	207.4
10	1'47.848	* 37.34*	16.864	29.522	24.116	202.6
11	1'42.481	33.486	16.402	28.837	23.756	209.9
	unfinished	33.612	16.588			206.4

11th 5 Jaume MASIA Red Bull KTM Ajo SPA
 Runs=1 Total laps=18 Full laps=7

1	2'16.479	33.005	17.506	30.492	24.567	207.4
2	1'44.656	* 34.11*	16.668	29.670	24.204	208.1
3	1'43.948	33.724	16.620	29.482	24.122	209.2
4	1'45.334	* 35.39*	16.492	29.329	24.120	209.2
5	1'43.313	33.587	16.278	29.313	24.135	211.0
6	1'43.327	* 33.676	16.395	29.334*	23.922	209.2
7	1'43.586	* 33.730	16.620	29.390	23.846*	209.2

Fastest Lap: Izan GUEVARA

GASGAS Aspar Tea SPA 1'41.526 33.076 16.212 28.738 23.500

These data/results cannot be reproduced, stored and/or transmitted in whole or in part by any manner of electronic, mechanical, photocopying, recording, broadcasting or otherwise now known or herein after developed without the previous express consent by the copyright owner, except for reproduction in daily press and regular printed publications on sale to the public within 60 days of the event related to those data/results and always provided that copyright symbol appears together as follows below.

© DORNA, 2022

Official MotoGP Timing by TISSOT
www.motogp.com

Assen, Saturday, June 25, 2022

Page 2 of 6



Free Practice Nr. 3

Moto3

Lap	Lap Time	T1	T2	T3	T4	Speed	Lap	Lap Time	T1	T2	T3	T4	Speed
8	1'44.384	33.725	16.651	29.416	24.592	207.4	7	1'42.877	33.600	16.435	29.023	23.819	209.9
9	1'43.609 *	33.733	16.582	29.407	23.887*	207.4	8	1'43.959 *	34.021	16.800	29.378	23.760*	206.7
10	1'47.454 *	36.78*	16.787	29.755	24.130	205.7	9	1'43.147 *	33.60*	16.555	29.073	23.913	207.8
11	1'43.724 *	33.716	16.485	29.442	24.081*	212.5	10	1'54.873 P	34.582	16.573	29.465	34.253	209.5
12	1'48.050	35.173	17.756	30.754	24.367	188.5	11	5'37.092	36.682	17.397	29.928	26.852	202.9
13	1'43.589	33.718	16.529	29.522	23.820	208.5	12	1'53.556 *	33.898	16.532	34.752	28.374*	208.8
14	1'53.108 P	35.057	16.981	30.304	30.766	201.6	13	1'42.859	33.587	16.490	29.021	23.761	208.8
15	9'57.590	32.856	16.793	29.483	23.989	206.4	14	1'42.601	33.463	16.434	28.949	23.755	209.2
16	1'43.028	33.572	16.512	29.275	23.669	208.1	15	1'51.371 P	34.39*	17.035	29.893*	30.053	204.6
17	1'48.776 *	37.776	17.812	29.312	23.876*	190.0	16	5'55.305 *	51.299	18.964	35.371	27.761*	187.7
18	1'42.505	33.380	16.401	28.980	23.744	208.8							

12th 66		Joel KELSO			CIP Green Power	AUS
		Runs=2	Total laps=15	Full laps=5		
1	2'25.873	32.554	16.928	31.645	25.204	209.2
2	1'44.428	34.333	16.553	29.591	23.951	209.9
3	1'44.803	33.884	17.531	29.335	24.053	196.4
4	1'43.410	33.768	16.481	29.163	23.998	210.3
5	1'43.630 *	33.681	16.482	29.422*	24.045	210.3
6	1'43.978 *	33.84*	16.643	29.497	23.993*	208.8
7	1'44.116 *	33.87*	16.547	29.351	24.346	208.8
8	1'55.699 P	34.777	17.726	30.831	32.365	191.8
9	9'56.882 *	33.990	19.159	34.733	27.133*	181.6
10	1'48.440 *	34.28*	16.725	30.095	27.331	205.3
11	1'43.431	33.688	16.348	29.339	24.056	210.3
12	1'53.308 P	34.257	16.715	30.604	31.732	208.5
13	7'02.344	44.599	19.954	31.674	26.629	168.8
14	1'51.414 *	33.543	16.283	29.600	31.988*	211.0
15	1'42.555	33.838	16.219	28.924	23.574	212.5

13th 17		John MCPHEE			Sterilgarda Husqvarna	GBR
		Runs=2	Total laps=15	Full laps=6		
1	2'56.801	33.035	18.273	33.450	26.413	194.2
2	1'45.949	34.676	16.867	29.832	24.574	207.4
3	1'43.543	33.834	16.571	29.196	23.942	208.8
4	1'44.199	33.788	16.716	29.499	24.196	207.8
5	1'45.345 *	33.762	17.045	30.594*	23.944	207.4
6	1'43.983 *	34.26*	16.648	29.171	23.900*	207.1
7	1'42.878	33.425	16.479	29.111	23.863	208.5
8	1'53.451 P	34.189	17.194	30.207	31.861	204.0
9	9'29.941	32.711	16.639	29.854	24.500	207.8
10	1'44.122	33.721	16.387	29.450	24.564	209.9
11	1'42.576	33.443	16.376	28.971	23.786	209.5
12	1'54.889 P	34.247	16.740	31.672	32.230	207.4
13	7'15.070	30.340	16.722	29.329	24.172	208.5
14	1'42.549 *	33.71*	16.293	28.820	23.725*	210.6
15	1'42.225 *	33.33*	16.224	28.866	23.804	211.3

14th 16		Andrea MIGNO			Rivacold Snipers Tea	ITA
		Runs=2	Total laps=16	Full laps=6		
1	2'39.022	36.053	17.376	30.466	24.583	204.0
2	1'44.275	34.189	16.664	29.351	24.071	208.8
3	1'43.772	33.882	16.602	29.325	23.963	209.2
4	1'43.430	33.639	16.572	29.176	24.043	208.1
5	1'50.368 *	38.055	19.072	29.286*	23.955*	175.8
6	1'48.724 *	34.03*	16.959	31.909	25.818*	204.6

15th 82		Stefano NEPA			Angeluss MTA Team	ITA
		Runs=2	Total laps=15	Full laps=6		
1	2'18.953	34.111	17.252	30.910	24.855	208.5
2	1'44.781	34.338	16.641	29.617	24.185	208.5
3	1'44.049	33.989	16.566	29.512	23.982	209.5
4	1'43.445	33.902	16.461	29.188	23.894	209.2
5	1'43.595 *	33.721	16.422	29.249*	24.203	209.5
6	1'43.328 *	33.566	16.371	29.580*	23.811	211.0
7	1'54.210 P	34.069	19.987	29.863	30.291	161.6
8	9'05.878	34.226	16.866	29.917	27.159	206.0
9	1'43.341	33.708	16.626	29.196	23.811	207.4
10	1'47.847 *	38.473	16.483	29.130	23.761*	209.5
11	1'42.621	33.538	16.354	29.033	23.696	210.6
12	1'55.429 P	36.919	16.512	29.680	32.318	209.9
13	8'04.931	33.596	16.381	29.187	23.726	211.7
14	1'42.038 *	33.345	16.187	28.855	23.651*	212.5
15	1'44.537	33.313	16.367	31.068	23.789	209.5

16th 48		Ivan ORTOLÁ			Angeluss MTA Team	SPA
		Runs=2	Total laps=16	Full laps=6		
1	2'08.586	32.329	16.747	29.884	24.616	208.5
2	1'44.430	34.118	16.564	29.596	24.152	209.2
3	1'43.330 *	33.93*	16.330	29.107	23.955	211.0
4	1'45.005	34.191	16.338	29.247	25.229	211.0
5	1'44.700 *	34.25*	16.625	29.685	24.136	208.1
6	1'43.048 *	33.909	16.259	29.070*	23.810	212.1
7	1'52.651 P	33.96*	16.683	30.249	31.750	212.1
8	6'06.563 *	31.406	16.729	29.782	24.537*	205.7
9	1'44.446	34.115	16.551	29.604	24.176	206.4
10	1'45.085	33.830	16.893	29.965	24.397	205.3
11	1'44.288	33.832	16.648	29.636	24.172	205.7
12	1'44.711 *	34.05*	16.688	29.752	24.221	205.7
13	1'52.593 P	33.845	17.133	30.729	30.886	206.0
14	9'31.274	32.816	16.451	29.029	23.859	211.7
15	1'50.745 *	33.474	16.340	29.161	31.770*	212.1
16	1'42.623	33.601	16.215	28.966	23.841	212.8

17th 10		Diogo MOREIRA			MT Helmets - MSI	BRA
		Runs=2	Total laps=15	Full laps=7		
1	2'17.382	34.497	17.031	30.254	28.240	205.0
2	1'44.150	34.129	16.387	29.375	24.259	211.3
3	1'43.725	33.838	16.346	29.360	24.181	216.6
4	1'43.949	33.968	16.343	29.568	24.070	212.1
5	1'44.862	33.832	16.811	29.894	24.325	210.3
6	1'43.302 *	33.650	16.468	29.207*	23.977	211.3

Fastest Lap: Izan GUEVARA GASGAS Aspar Tea SPA **1'41.526** 33.076 16.212 28.738 23.500

These data/results cannot be reproduced, stored and/or transmitted in whole or in part by any manner of electronic, mechanical, photocopying, recording, broadcasting or otherwise now known or herein after developed without the previous express consent by the copyright owner, except for reproduction in daily press and regular printed publications on sale to the public within 60 days of the event related to those data/results and always provided that copyright symbol appears together as follows below.

© DORNA, 2022

Official MotoGP Timing by TISSOT
www.motogp.com

Assen, Saturday, June 25, 2022

Page 3 of 6



Free Practice Nr. 3

Moto3

Lap	Lap Time	T1	T2	T3	T4	Speed	Lap	Lap Time	T1	T2	T3	T4	Speed
7	1'54.099 P	36.288	16.493	30.048	31.270	211.7	6	1'43.285 *	33.48*	16.519	29.145	24.135	207.1
8	10'07.698	38.111	17.137	29.841	25.620	202.6	7	1'42.871	33.488	16.519	28.990	23.874	207.8
9	1'43.460	33.723	16.382	29.075	24.280	210.6	8	1'45.872	34.121	17.592	29.629	24.530	191.5
10	1'44.419 *	33.778	16.348	29.338	24.955*	211.0	9	1'52.808 P	34.135	17.578	29.632	31.463	192.1
11	1'43.303	33.747	16.363	29.327	23.866	210.6	10	6'56.224	31.723	16.937	29.367	24.139	202.9
12	1'51.768 P	33.916	16.491	29.665	31.696	210.6	11	1'44.575 *	33.743	16.687	29.553	24.592*	204.0
13	7'09.633	32.956	16.387	29.125	23.705	211.3	12	1'52.690 P	34.551	17.491	29.799	30.849	191.5
14	1'42.880 *	33.558	16.347	29.055	23.920*	211.7	13	6'06.633 *	33.426	17.042	29.272	24.104*	201.3
15	1'42.639	33.350	16.249	29.107	23.933	213.2	14	1'43.257	33.590	16.740	29.000	23.927	202.3
18th 96 Daniel HOLGADO Red Bull KTM Ajo SPA													
	Runs=2	Total laps=17			Full laps=8								
1	2'05.426	34.448	17.277	30.242	24.717	199.3	21st 43 Xavier ARTIGAS CFMOTO Racing Pru SPA						
2	1'44.955	34.367	16.557	29.792	24.239	208.8		Runs=2	Total laps=18			Full laps=9	
3	1'44.566 *	34.25*	16.670	29.605	24.034*	207.8	1	2'16.717	32.660	17.172	30.480	24.640	210.6
4	1'47.038 *	33.855	16.476	29.776	26.931*	209.5	2	1'44.698	34.193	16.457	29.649	24.399	211.7
5	1'44.116	34.070	16.540	29.366	24.140	214.7	3	1'43.624	33.848	16.319	29.445	24.012	213.6
6	1'42.616 *	33.656	16.286	29.036*	23.638	211.3	4	1'44.533 *	33.915	16.552	29.543	24.523*	210.6
7	1'45.873 *	35.03*	17.471	29.583*	23.781	197.1	5	1'44.828	33.727	16.555	30.093	24.453	213.2
8	1'43.960	33.593	16.477	29.355	24.535	208.5	6	1'43.133	33.652	16.348	29.263	23.870	214.7
9	1'46.583	35.029	16.823	30.338	24.393	206.0	7	1'43.700 *	34.06*	16.444	29.217	23.974*	212.1
10	1'43.441	33.675	16.512	29.332	23.922	208.5	8	1'43.218 *	33.629	16.436	29.245	23.908*	211.0
11	1'43.733 *	34.02*	16.492	29.316	23.902	209.5	9	1'55.914 P	37.967	16.796	29.728	31.423	207.8
12	1'43.006	33.640	16.373	29.270	23.723	210.3	10	6'16.012	34.468	17.201	34.833	26.723	202.6
13	1'42.652	33.646	16.295	29.043	23.668	212.8	11	1'43.736	34.092	16.484	29.280	23.880	209.9
14	1'42.833	33.652	16.388	29.117	23.676	212.8	12	1'43.069	33.769	16.374	29.281	23.645	210.6
15	1'59.885 P	38.096	16.650	29.670*	35.469	208.1	13	1'43.321	33.662	16.350	29.397	23.912	210.6
16	10'33.354	37.422	20.282	38.124	24.063	161.2	14	1'50.367 P	33.632	16.309	29.245	31.181	211.3
unfinished	33.683	16.109	28.986			214.7	15	6'42.871	35.846	17.304	29.833	24.889	199.0
19th 27 Kaito TOBA CIP Green Power JPN													
	Runs=3	Total laps=16			Full laps=5								
1	2'35.127	39.375	17.091	30.339	24.837	206.0	16	1'42.792	33.637	16.330	29.171	23.654	210.3
2	1'44.682	34.333	16.607	29.422	24.320	207.1	17	1'43.754 *	33.95*	16.677	29.180	23.939	208.5
3	1'44.352	34.115	16.663	29.537	24.037	208.1	18	1'42.932	33.536	16.406	29.125	23.865	210.3
4	1'47.501 *	37.12*	16.522	29.793	24.064	208.1	22nd 19 Scott OGDEN VisionTrack Racing T GBR						
5	1'43.796 *	33.918	16.601	29.235*	24.042	207.1		Runs=3	Total laps=16			Full laps=6	
6	1'52.361 *	40.72*	17.560	29.634	24.445	190.3	1	2'06.905	33.094	16.874	29.731	25.293	208.5
7	1'42.698	33.621	16.294	28.929	23.854	209.5	2	1'44.598	34.317	16.710	29.581	23.990	207.8
8	1'52.665 P	33.996	16.715	29.252	32.702	205.3	3	1'44.754	34.095	16.723	29.767	24.169	206.4
9	7'55.446	34.293	16.590	29.301	24.382	207.8	4	1'43.543	33.876	16.414	29.013	24.240	211.3
10	1'43.611 *	34.55*	16.299	28.987	23.775	209.5	5	1'51.347 *	40.427	17.075	29.605	24.240*	204.6
11	1'43.265	33.639	16.527	29.110	23.989	206.0	6	1'48.153 *	33.953	17.074	33.204*	23.922	202.3
12	1'43.552	33.644	16.524	29.219	24.165	207.1	7	1'53.322 P	34.073	16.581	29.031	33.637	208.5
13	1'53.648 P	33.754	16.624	29.258	34.012	206.0	8	6'33.906 *	31.172	18.483	30.216	24.297*	186.5
14	7'11.249	44.096	19.385	33.875	24.376	186.0	9	1'54.453 P	34.086	16.915	30.365	33.087	205.0
15	1'47.393 *	33.616	16.439	29.416	27.922*	209.2	10	2'23.415	35.277	19.243	29.485	23.772	175.1
16	2'12.590 P	42.841	18.155	32.938	38.656	199.0	11	1'43.309	33.717	16.677	29.093	23.822	205.7
20th 99 Carlos TATAY CFMOTO Racing Pru SPA													
	Runs=2	Total laps=17			Full laps=8								
1	2'24.738	33.096	17.411	30.652	25.218	204.3	12	1'42.945	33.942	16.444	28.883	23.676	208.5
2	1'45.354	34.468	16.939	29.543	24.404	206.0	13	1'55.799 P	34.450	17.049	29.842	34.458	205.0
3	1'43.956	33.830	16.759	29.361	24.006	207.1	14	8'08.118	39.261	18.939	36.239	24.500	188.3
4	1'43.557	33.644	16.630	29.118	24.165	207.1	15	1'43.094 *	33.780	16.377	28.903	24.034*	209.2
5	1'46.707 *	33.691	16.651	30.719*	25.646	205.3	16	1'42.989	33.635	16.500	29.066	23.788	207.1
23rd 31 Adrian FERNANDEZ Red Bull KTM Tech3 SPA													
	Runs=2	Total laps=14			Full laps=4								
1	2'08.812	31.966	16.678	29.563	24.346	213.2							

Fastest Lap: Izan GUEVARA GASGAS Aspar Tea SPA **1'41.526** 33.076 16.212 28.738 23.500

These data/results cannot be reproduced, stored and/or transmitted in whole or in part by any manner of electronic, mechanical, photocopying, recording, broadcasting or otherwise now known or herein after developed without the previous express consent by the copyright owner, except for reproduction in daily press and regular printed publications on sale to the public within 60 days of the event related to those data/results and always provided that copyright symbol appears together as follows below.
© DORNA, 2022

Official MotoGP Timing by TISSOT
www.motogp.com

Assen, Saturday, June 25, 2022



Free Practice Nr. 3

Moto3

Lap	Lap Time	T1	T2	T3	T4	Speed	Lap	Lap Time	T1	T2	T3	T4	Speed	
2	1'43.481	*	33.98*	16.372	29.145	23.982	4	1'44.369	*	34.150	16.654	29.379	24.186*	208.1
3	1'43.098		33.601	16.479	29.284	23.734	5	1'44.116		34.080	16.706	29.407	23.923	208.8
4	1'46.412		34.607	16.259	29.224	26.322	6	1'46.322	*	34.094	16.666	30.904*	24.658*	207.1
5	1'45.230		33.863	16.626	29.275	25.466	7	1'46.116	*	34.327	17.177	30.308	24.304*	204.6
unfinished							8	1'44.210		34.096	16.510	29.420	24.184	209.9
6	1'50.724	*	33.01*	17.135	32.031	28.541*	9	1'43.693		33.926	16.579	29.119	24.069	208.8
7	1'43.121	*	33.762	16.355	29.201	23.803*	10	1'57.262	P	34.067	16.783	33.931	32.481	205.7
8	1'43.590	*	33.598	16.414	29.048	24.530*	11	7'23.951	*	36.339	16.668	29.463	23.885*	208.8
9	1'51.057	P	33.942	16.477	29.241	31.397	12	1'44.454	*	34.14*	16.414	29.837*	24.063	208.8
10	5'24.783		31.787	16.732	29.392	24.277	13	1'43.783		33.821	16.481	29.325	24.156	210.3
11	1'43.543	*	33.626	16.627	29.228	24.062*	14	1'43.898	*	33.817	16.675	29.303*	24.103	205.7
12	1'53.695	*	33.46*	16.879	31.253	32.103*	15	1'54.430	P	35.058	16.956	30.407	32.009	203.6
13	1'42.499	*	33.54*	16.300	29.019	23.635	16	3'41.799		41.353	17.100	29.717	24.169	201.6

24th **23** **Elia BARTOLINI** QJMOTOR Avintia Racin ITA
 Runs=3 Total laps=16 Full laps=5

1	2'08.139		32.493	16.919	29.717	24.894	209.5
2	1'45.020		34.728	16.605	29.449	24.238	213.2
3	1'43.779		34.021	16.422	29.298	24.038	211.7
4	1'43.841		33.791	16.345	29.132	24.573	211.0
5	1'45.126	*	34.99*	16.629	29.328	24.177	212.1
6	1'43.271		33.746	16.467	29.081	23.977	207.8
7	1'45.570	*	35.57*	16.526	29.625	23.849	208.5
8	1'43.341	*	33.688	16.408	29.366	23.879*	208.8
9	1'53.092	P	34.86*	16.925	29.872	31.427	205.3
10	6'25.557		32.986	16.419	29.511	26.866	209.5
11	1'45.415	*	34.32*	16.739	29.742	24.612	205.7
12	1'52.360	P	34.65*	16.750	29.978	30.973	205.7
13	6'55.179	*	39.869	17.096	29.471	24.087*	204.3
14	1'43.751		33.760	16.535	29.324	24.132	206.4
15	1'46.057	*	33.772	16.650	31.167	24.468*	206.7
unfinished			35.413	17.467	35.462		200.0

25th **67** **Alberto SURRA** Rivacold Snipers Tea ITA
 Runs=2 Total laps=15 Full laps=7

1	2'19.171		32.139	17.280	30.289	24.856	204.0
2	1'44.794		34.362	16.721	29.398	24.313	205.3
3	1'44.033		33.995	16.683	29.265	24.090	206.0
4	1'43.421		33.859	16.591	28.960	24.011	206.7
5	1'43.680	*	33.725	16.614	29.133*	24.208	205.7
6	1'43.340	*	33.561	16.635	29.137*	24.007	206.0
7	1'53.900	P	34.018	16.941	30.897	32.044	205.0
8	11'18.189		36.470	17.406	29.887	25.732	202.9
9	1'44.670		34.106	16.991	29.478	24.095	201.6
10	1'45.237		33.803	18.306	29.158	23.970	184.0
11	1'43.527		33.479	16.794	29.215	24.039	204.3
12	1'59.081	P	41.48*	16.930	29.819*	30.850	203.3
13	5'54.647	*	50.959	18.971	33.739	29.605*	186.3
14	1'45.484	*	35.55*	16.655	29.131	24.146*	207.4
15	1'44.468		33.777	16.657	29.522	24.512	205.3

26th **72** **Taiyo FURUSATO** Honda Team Asia JPN
 Runs=2 Total laps=19 Full laps=7

1	2'10.220	*	33.026	17.257	30.601	24.286*	209.2
2	1'45.308	*	34.52*	16.834	29.747	24.203*	208.8
3	1'44.552		34.336	16.779	29.358	24.079	208.8

27th **64** **Mario AJI** Honda Team Asia INA
 Runs=2 Total laps=17 Full laps=9

1	2'24.840		32.296	16.992	30.396	25.189	205.3
2	1'45.391		34.612	16.947	29.459	24.373	204.6
3	1'44.226		34.157	16.739	29.206	24.124	206.7
4	1'45.120		34.807	16.752	29.215	24.346	204.3
5	1'44.641	*	34.044	16.793	29.346*	24.458	204.6
6	1'43.631	*	33.84*	16.596	29.090	24.099	205.7
7	2'05.105		33.555			27.477	206.7
8	1'45.480		34.285	16.977	29.499	24.719	201.6
9	1'44.911		34.048	16.938	29.460	24.465	201.9
10	1'56.782	P	36.82*	18.116	30.063	31.781	179.7
11	7'17.071		32.287	17.727	34.250	26.096	200.3
12	1'45.394		34.394	17.075	29.565	24.360	201.3
13	1'45.735		34.351	16.985	29.673	24.726	201.9
14	2'00.669	P	41.42*	17.508	30.459*	31.274	200.0
15	5'45.554		52.500	20.186	36.066	26.295	169.7
16	1'43.348	*	33.921	16.479	28.972	23.976*	208.1
17	1'47.483		35.391	17.136	30.711	24.245	202.3

28th **22** **Ana CARRASCO** BOE Motorsports SPA
 Runs=2 Total laps=15 Full laps=9

1	2'19.480		33.999	17.446	30.985	25.452	207.1
2	1'46.536		34.971	16.732	30.105	24.728	208.8
3	1'45.701		34.453	16.891	29.949	24.408	208.1
4	1'46.339		34.365	16.830	29.847	25.297	208.1
5	1'44.913	*	34.407	16.652	29.549*	24.305	210.3
6	1'52.450	P	34.19*	16.642	29.847	31.770	207.8
7	8'25.532		34.316	17.204	29.894	24.271	205.7
8	1'45.491		34.306	16.816	29.895	24.474	206.4
9	1'44.777		34.175	16.750	29.627	24.225	206.4
10	1'48.476		34.256	17.093	31.006	26.121	200.9
11	1'44.500		34.006	16.693	29.517	24.284	207.4
12	1'51.535	P	34.200	16.875	29.900	30.560	206.7
13	8'09.218		34.986	16.968	31.208	27.037	206.4
14	1'50.118		37.095	19.276	29.434	24.313	166.5
15	1'44.482		34.150	16.653	29.456	24.223	209.2

Fastest Lap: Izan GUEVARA GASCAS Aspar Tea SPA **1'41.526** 33.076 16.212 28.738 23.500

These data/results cannot be reproduced, stored and/or transmitted in whole or in part by any manner of electronic, mechanical, photocopying, recording, broadcasting or otherwise now known or herein after developed without the previous express consent by the copyright owner, except for reproduction in daily press and regular printed publications on sale to the public within 60 days of the event related to those data/results and always provided that copyright symbol appears together as follows below.
 © DORNA, 2022



Free Practice Nr. 3

Moto3

Lap	Lap Time	T1	T2	T3	T4	Speed	Lap	Lap Time	T1	T2	T3	T4	Speed
29th	85	Luca LUNETTA		QJMotor Avintia Racin		ITA							
		Runs=3	Total laps=16	Full laps=6									
1	2'06.843	36.150	17.626	30.817	25.488	205.0							
2	1'46.572	35.130	16.848	29.986	24.608	211.3							
3	1'46.979 *	34.638	16.913	30.095	25.333*	208.1							
4	1'45.892 *	34.511*	16.806	29.795	24.773	208.5							
5	1'45.681	34.488	16.769	29.928	24.496	209.2							
6	1'45.732 *	34.396	16.887	30.053*	24.396	207.4							
7	1'44.784	34.234	16.638	29.624	24.288	208.5							
8	1'53.854 P	34.406	16.885	30.077	32.486	206.4							
9	9'24.102 P	36.144	20.110*	31.365	32.321	205.0							
10	2'11.054	32.067	16.931	30.024	24.747	207.1							
11	1'44.591	34.350	16.545	29.388	24.308	211.0							
12	1'55.237	34.235	16.779	29.979	34.244	207.1							
13	1'53.063 P	34.270	16.817	29.951*	32.025	206.7							
14	5'34.108 *	31.791	17.023	30.079	24.968*	207.1							
15	1'44.494 *	34.168	16.694	29.523	24.109*	205.7							
16	1'44.514	33.976	16.515	29.543	24.480	209.9							

30th	70	Joshua WHATLEY		VisionTrack Racing T		GBR							
		Runs=1	Total laps=8	Full laps=5									
1	2'07.033	32.730	16.981	29.749	25.242	206.4							
2	1'45.279 *	34.692	16.637	29.360	24.590*	207.1							
3	1'44.450 *	34.07*	16.749	29.539	24.088	206.4							
4	1'44.613	34.148	16.575	29.214	24.676	208.5							
	unfinished	34.591	16.688			209.2							
5	2'07.316	48.541	20.493	33.198	25.084	183.5							
6	1'47.805	35.888	17.664	29.780	24.473	193.3							
7	1'45.094	34.093	17.023	29.538	24.440	202.3							

Fastest Lap: Izan GUEVARA GASGAS Aspar Tea SPA **1'41.526** 33.076 16.212 28.738 23.500

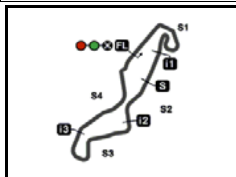
These data/results cannot be reproduced, stored and/or transmitted in whole or in part by any manner of electronic, mechanical, photocopying, recording, broadcasting or otherwise now known or herein after developed without the previous express consent by the copyright owner, except for reproduction in daily press and regular printed publications on sale to the public within 60 days of the event related to those data/results and always provided that copyright symbol appears together as follows below.
© DORNA, 2022

Official MotoGP Timing by TISSOT
www.motogp.com

Assen, Saturday, June 25, 2022

Page 6 of 6





4542 m.

MOTUL TT ASSEN

Free Practice Nr. 3

Best Partial Times


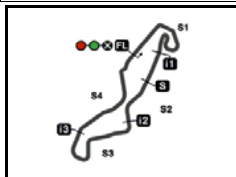
Moto3™

IT Ideal Lap Time, sum of the best partial times*BT* Best Lap Time

<i>T1</i>		<i>T2</i>		<i>T3</i>		<i>T4</i>				<i>IT</i>	<i>BT</i>	
Pos	Rider	Time	Rider	Time	Rider	Time	Rider	Time	Pos	Rider		
1	A.SASAKI	33.012	D.FOGGIA	16.015	R.ROSSI	28.716	D.FOGGIA	23.405	1	D.FOGGIA	1'41.351	1'41.561 (2)
2	GUEVARA	33.076	T.SUZUKI	16.064	S.GARCIA	28.733	D.MUÑOZ	23.462	2	A.SASAKI	1'41.428	1'42.167 (6)
3	D.FOGGIA	33.168	D.MUÑOZ	16.083	I.GUEVARA	28.738	A.SASAKI	23.467	3	I.GUEVARA	1'41.502	1'41.526 (1)
4	D.MUÑOZ	33.228	D.HOLGADO	16.109	D.FOGGIA	28.763	T.SUZUKI	23.485	4	D.MUÑOZ	1'41.617	1'41.851 (4)
5	T.SUZUKI	33.299	R.YAMANAKA	16.112	T.SUZUKI	28.772	I.GUEVARA	23.500	5	T.SUZUKI	1'41.620	1'42.049 (5)
6	C.TATAY	33.312	A.SASAKI	16.138	A.SASAKI	28.811	J.KELSO	23.574	6	S.GARCIA	1'41.771	1'41.771 (3)
7	S.GARCIA	33.313	S.GARCIA	16.142	J.MCPHEE	28.820	S.GARCIA	23.583	7	S.NEPA	1'42.051	1'42.621 (15)
8	S.NEPA	33.313	S.NEPA	16.187	L.FELLON	28.837	D.ÖNCÜ	23.595	8	R.YAMANAKA	1'42.078	1'42.185 (7)
9	D.MOREIRA	33.350	I.GUEVARA	16.188	D.MUÑOZ	28.844	A.FERNANDEZ	23.635	9	R.ROSSI	1'42.205	1'42.233 (8)
10	J.MASIA	33.380	I.ORTOLÁ	16.215	S.NEPA	28.855	D.HOLGADO	23.638	10	J.MCPHEE	1'42.255	1'42.576 (13)
11	R.YAMANAKA	33.389	J.KELSO	16.219	D.ÖNCÜ	28.862	X.ARTIGAS	23.645	11	J.KELSO	1'42.260	1'42.555 (12)
12	J.MCPHEE	33.425	J.MCPHEE	16.224	R.YAMANAKA	28.867	J.MASIA	23.669	12	J.MASIA	1'42.307	1'42.505 (11)
13	R.ROSSI	33.427	D.MOREIRA	16.249	S.OGDEN	28.883	S.OGDEN	23.676	13	D.ÖNCÜ	1'42.313	1'42.406 (9)
14	A.MIGNO	33.463	A.FERNANDEZ	16.259	C.TATAY	28.885	S.NEPA	23.696	14	D.HOLGADO	1'42.326	1'42.652 (18)
15	I.ORTOLÁ	33.474	R.ROSSI	16.272	J.KELSO	28.924	D.MOREIRA	23.705	15	D.MOREIRA	1'42.359	1'42.639 (17)
16	A.SURRA	33.479	J.MASIA	16.278	K.TOBA	28.929	R.YAMANAKA	23.710	16	I.ORTOLÁ	1'42.465	1'42.623 (16)
17	L.FELLON	33.486	K.TOBA	16.294	A.MIGNO	28.949	A.MIGNO	23.755	17	L.FELLON	1'42.481	1'42.481 (10)
18	X.ARTIGAS	33.536	X.ARTIGAS	16.309	A.SURRA	28.960	L.FELLON	23.756	18	A.FERNANDEZ	1'42.511	1'43.098 (23)
19	D.ÖNCÜ	33.543	D.ÖNCÜ	16.313	I.ORTOLÁ	28.966	K.TOBA	23.775	19	S.OGDEN	1'42.571	1'42.945 (22)
20	J.KELSO	33.543	E.BARTOLINI	16.345	M.AJI	28.972	J.MCPHEE	23.786	20	C.TATAY	1'42.590	1'42.750 (20)
21	M.AJI	33.555	S.OGDEN	16.377	J.MASIA	28.980	R.ROSSI	23.790	21	A.MIGNO	1'42.601	1'42.601 (14)
22	D.HOLGADO	33.593	L.FELLON	16.402	D.HOLGADO	28.986	I.ORTOLÁ	23.810	22	K.TOBA	1'42.614	1'42.698 (19)
23	A.FERNANDEZ	33.598	T.FURUSATO	16.414	A.FERNANDEZ	29.019	E.BARTOLINI	23.849	23	X.ARTIGAS	1'42.615	1'42.792 (21)
24	K.TOBA	33.616	A.MIGNO	16.434	D.MOREIRA	29.055	C.TATAY	23.874	24	E.BARTOLINI	1'42.963	1'43.271 (24)

These data/results cannot be reproduced, stored and/or transmitted in whole or in part by any manner of electronic, mechanical, photocopying, recording, broadcasting or otherwise now known or herein after developed without the previous express consent by the copyright owner, except for reproduction in daily press and regular printed publications on sale to the public within 60 days of the event related to those data/results and always provided that copyright symbol appears together as follows below.
© DORNA, 2022

TT Circuit Assen

Results and timing service provided by  TISSOT

4542 m.

MOTUL TT ASSEN

Free Practice Nr. 3

Best Partial Times

Moto3™

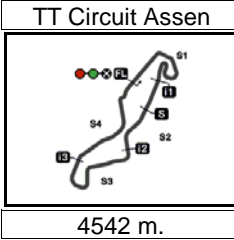
IT Ideal Lap Time, sum of the best partial times*BT* Best Lap Time

T1			T2			T3			T4				
<i>Pos</i>	<i>Rider</i>	<i>Time</i>	<i>Rider</i>	<i>Time</i>	<i>Rider</i>	<i>Time</i>	<i>Rider</i>	<i>Time</i>	<i>Pos</i>	<i>Rider</i>	<i>IT</i>	<i>BT</i>	
25	S.OGDEN	33.635	M.AJI	16.479	E.BARTOLINI	29.081	T.FURUSATO	23.923	25	A.SURRA	1'43.000	1'43.421 (25)	
26	E.BARTOLINI	33.688	L.LUNETTA	16.515	T.FURUSATO	29.119	A.SURRA	23.970	26	M.AJI	1'43.105	1'44.226 (27)	
27	T.FURUSATO	33.817	C.TATAY	16.519	X.ARTIGAS	29.125	J.WHATLEY	24.088	27	T.FURUSATO	1'43.273	1'43.448 (26)	
28	L.LUNETTA	33.976	J.WHATLEY	16.575	J.WHATLEY	29.214	M.AJI	24.099	28	J.WHATLEY	1'43.970	1'44.613 (30)	
29	A.CARRASCO	34.006	A.SURRA	16.591	L.LUNETTA	29.388	A.CARRASCO	24.223	29	L.LUNETTA	1'44.167	1'44.514 (29)	
30	J.WHATLEY	34.093	A.CARRASCO	16.642	A.CARRASCO	29.434	L.LUNETTA	24.288	30	A.CARRASCO	1'44.305	1'44.482 (28)	

These data/results cannot be reproduced, stored and/or transmitted in whole or in part by any manner of electronic, mechanical, photocopying, recording, broadcasting or otherwise now known or herein after developed without the previous express consent by the copyright owner, except for reproduction in daily press and regular printed publications on sale to the public within 60 days of the event related to those data/results and always provided that copyright symbol appears together as follows below.
© DORNA, 2022

Official MotoGP Timing by TISSOT
www.motogp.com






MOTUL TT ASSEN

Free Practice Nr. 3

Fastest Laps Sequence

4542 m.

<i>Practice Time</i>	 <i>Rider</i>	<i>Nation</i>	<i>Motorcycle</i>	<i>Time</i>	<i>Km/h</i>	<i>Rider's Lap</i>
3'35.485	11 Sergio GARCIA	SPA	GASGAS	1'44.792	156.0	2
3'37.330	6 Ryusei YAMANAKA	JPN	KTM	1'44.357	156.6	2
3'50.895	53 Deniz ÖNCÜ	TUR	KTM	1'43.451	158.0	2
3'51.104	44 David MUÑOZ	SPA	KTM	1'43.149	158.5	2
4'42.441	28 Izan GUEVARA	SPA	GASGAS	1'42.995	158.7	2
6'25.020	28 Izan GUEVARA	SPA	GASGAS	1'42.579	159.4	3
7'55.621	24 Tatsuki SUZUKI	JPN	HONDA	1'42.515	159.5	4
12'49.519	71 Ayumu SASAKI	JPN	HUSQVARNA	1'42.201	159.9	7
16'39.907	24 Tatsuki SUZUKI	JPN	HONDA	1'42.049	160.2	9
26'46.978	7 Dennis FOGGIA	ITA	HONDA	1'42.037	160.2	13
28'28.798	7 Dennis FOGGIA	ITA	HONDA	1'41.820	160.5	14
37'08.591	11 Sergio GARCIA	SPA	GASGAS	1'41.771	160.6	17
40'43.482	7 Dennis FOGGIA	ITA	HONDA	1'41.561	160.9	19
41'11.353	28 Izan GUEVARA	SPA	GASGAS	1'41.526	161.0	18

These data/results cannot be reproduced, stored and/or transmitted in whole or in part by any manner of electronic, mechanical, photocopying, recording, broadcasting or otherwise now known or herein after developed without the previous express consent by the copyright owner, except for reproduction in daily press and regular printed publications on sale to the public within 60 days of the event related to those data/results and always provided that copyright symbol appears together as follows below.

© DORNA, 2022

Official MotoGP Timing by TISSOT
www.motogp.com

Assen, Saturday, June 25, 2022

