



4542 m.

## MOTUL TT ASSEN

### Free Practice Nr. 2

### Classification

6

		Rider	Nation	Team	Motorcycle	Time	Lap Total	Gap	Top Speed
1	63	<b>Francesco BAGNAIA</b>	ITA	Ducati Lenovo Team	DUCATI	<b>1'33.274</b>	19 19		<b>308.3</b>
2	41	<b>Aleix ESPARGARO</b>	SPA	Aprilia Racing	APRILIA	<b>1'33.452</b>	15 15	0.178 0.178	<b>306.0</b>
3	20	<b>Fabio QUARTARARO</b>	FRA	Monster Energy Yamaha MotoGP	YAMAHA	<b>1'33.579</b>	20 20	0.305 0.127	<b>301.4</b>
4	42	<b>Alex RINS</b>	SPA	Team SUZUKI ECSTAR	SUZUKI	<b>1'33.611</b>	14 14	0.337 0.032	<b>304.4</b>
5	43	<b>Jack MILLER</b>	AUS	Ducati Lenovo Team	DUCATI	<b>1'33.833</b>	18 18	0.559 0.222	<b>306.7</b>
6	36	<b>Joan MIR</b>	SPA	Team SUZUKI ECSTAR	SUZUKI	<b>1'33.899</b>	21 21	0.625 0.066	<b>302.9</b>
7	12	<b>Maverick VIÑALES</b>	SPA	Aprilia Racing	APRILIA	<b>1'33.938</b>	17 17	0.664 0.039	<b>306.0</b>
8	33	<b>Brad BINDER</b>	RSA	Red Bull KTM Factory Racing	KTM	<b>1'34.127</b>	21 21	0.853 0.189	<b>303.7</b>
9	5	<b>Johann ZARCO</b>	FRA	Prima Pramac Racing	DUCATI	<b>1'34.286</b>	18 18	1.012 0.159	<b>304.4</b>
10	72	<b>Marco BEZZECCHI</b>	ITA	Mooney VR46 Racing Team	DUCATI	<b>1'34.312</b>	17 17	1.038 0.026	<b>307.5</b>
11	23	<b>Enea BASTIANINI</b>	ITA	Gresini Racing MotoGP	DUCATI	<b>1'34.316</b>	15 15	1.042 0.004	<b>306.7</b>
12	30	<b>Takaaki NAKAGAMI</b>	JPN	LCR Honda IDEMITSU	HONDA	<b>1'34.504</b>	19 19	1.230 0.188	<b>303.7</b>
13	10	<b>Luca MARINI</b>	ITA	Mooney VR46 Racing Team	DUCATI	<b>1'34.536</b>	18 18	1.262 0.032	<b>301.4</b>
14	73	<b>Alex MARQUEZ</b>	SPA	LCR Honda CASTROL	HONDA	<b>1'34.599</b>	17 17	1.325 0.063	<b>307.5</b>
15	4	<b>Andrea DOVIZIOSO</b>	ITA	WithU Yamaha RNF MotoGP Tea	YAMAHA	<b>1'34.650</b>	17 18	1.376 0.051	<b>301.4</b>
16	88	<b>Miguel OLIVEIRA</b>	POR	Red Bull KTM Factory Racing	KTM	<b>1'34.676</b>	16 21	1.402 0.026	<b>302.9</b>
17	89	<b>Jorge MARTIN</b>	SPA	Prima Pramac Racing	DUCATI	<b>1'34.823</b>	17 17	1.549 0.147	<b>303.7</b>
18	21	<b>Franco MORBIDELLI</b>	ITA	Monster Energy Yamaha MotoGP	YAMAHA	<b>1'34.828</b>	18 22	1.554 0.005	<b>302.2</b>
19	44	<b>Poli ESPARGARO</b>	SPA	Repsol Honda Team	HONDA	<b>1'34.834</b>	13 17	1.560 0.006	<b>302.2</b>
20	49	<b>Fabio DI GIANNANTONIO</b>	ITA	Gresini Racing MotoGP	DUCATI	<b>1'34.902</b>	15 18	1.628 0.068	<b>304.4</b>
21	32	<b>Lorenzo SAVADORI</b>	ITA	Aprilia Racing	APRILIA	<b>1'35.081</b>	19 19	1.807 0.179	<b>303.7</b>
22	87	<b>Remy GARDNER</b>	AUS	Tech3 KTM Factory Racing	KTM	<b>1'35.222</b>	19 19	1.948 0.141	<b>300.0</b>
23	40	<b>Darryn BINDER</b>	RSA	WithU Yamaha RNF MotoGP Tea	YAMAHA	<b>1'35.571</b>	15 15	2.297 0.349	<b>302.9</b>
24	6	<b>Stefan BRADL</b>	GER	Repsol Honda Team	HONDA	<b>1'35.951</b>	10 10	2.677 0.380	<b>302.2</b>
25	25	<b>Raul FERNANDEZ</b>	SPA	Tech3 KTM Factory Racing	KTM	<b>1'36.226</b>	17 17	2.952 0.275	<b>298.5</b>

Practice condition: **Wet-Dry**

Air: 21°

Humidity: 84%

Ground: 24°

<b>Fastest Lap:</b>	Lap: 19	<b>Francesco BAGNAIA</b>	<b>1'33.274</b>	175.3 Km/h
<b>Best Race Lap:</b>	2021	<b>Fabio QUARTARARO</b>	<b>1'32.869</b>	176.0 Km/h
<b>All Time Lap Record:</b>	2021	<b>Maverick VIÑALES</b>	<b>1'31.814</b>	178.0 Km/h

The results are provisional until the end of the limit for protest and appeals.

Time limit for protest expires 30' after publication of the results - ..... Time: .....

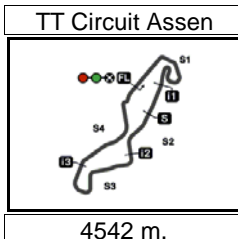
These data/results cannot be reproduced, stored and/or transmitted in whole or in part by any manner of electronic, mechanical, photocopying, recording, broadcasting or otherwise now known or herein after developed without the previous express consent by the copyright owner, except for reproduction in daily press and regular printed publications on sale to the public within 60 days of the event related to those data/results and always provided that copyright symbol appears together as follows below.

© DORNA, 2022

Official MotoGP Timing by TISSOT  
www.motogp.com

Assen, Friday, June 24, 2022






## MOTUL TT ASSEN

### Free Practice Nr. 2

### Combined Free Practice Times

7

	Rider	Nation	Team	MOTORCYCLE	FP1	FP2	Gap
1	63 <b>F.BAGNAIA</b>	ITA	Ducati Lenovo Team	DUCATI	1'43.424 16	<b>1'33.274</b> 19	
2	41 <b>A.ESPARGARO</b>	SPA	Aprilia Racing	APRILIA	1'43.030 12	<b>1'33.452</b> 15	0.178 0.178
3	20 <b>F.QUARTARARO</b>	FRA	Monster Energy Yamaha MotoGP	YAMAHA	1'44.248 13	<b>1'33.579</b> 20	0.305 0.127
4	42 <b>A.RINS</b>	SPA	Team SUZUKI ECSTAR	SUZUKI	1'43.116 10	<b>1'33.611</b> 14	0.337 0.032
5	43 <b>J.MILLER</b>	AUS	Ducati Lenovo Team	DUCATI	1'42.589 13	<b>1'33.833</b> 18	0.559 0.222
6	36 <b>J.MIR</b>	SPA	Team SUZUKI ECSTAR	SUZUKI	1'42.698 16	<b>1'33.899</b> 21	0.625 0.066
7	12 <b>M.VIÑALES</b>	SPA	Aprilia Racing	APRILIA	1'43.417 17	<b>1'33.938</b> 17	0.664 0.039
8	33 <b>B.BINDER</b>	RSA	Red Bull KTM Factory Racing	KTM	1'43.514 18	<b>1'34.127</b> 21	0.853 0.189
9	5 <b>J.ZARCO</b>	FRA	Prima Pramac Racing	DUCATI	1'43.150 20	<b>1'34.286</b> 18	1.012 0.159
10	72 <b>M.BEZZECCHI</b>	ITA	Mooney VR46 Racing Team	DUCATI	1'43.542 17	<b>1'34.312</b> 17	1.038 0.026
11	23 <b>E.BASTIANINI</b>	ITA	Gresini Racing MotoGP	DUCATI	1'46.446 11	<b>1'34.316</b> 15	1.042 0.004
12	30 <b>T.NAKAGAMI</b>	JPN	LCR Honda IDEMITSU	HONDA	1'43.818 16	<b>1'34.504</b> 19	1.230 0.188
13	10 <b>L.MARINI</b>	ITA	Mooney VR46 Racing Team	DUCATI	1'45.392 17	<b>1'34.536</b> 18	1.262 0.032
14	73 <b>A.MARQUEZ</b>	SPA	LCR Honda CASTROL	HONDA	1'42.959 17	<b>1'34.599</b> 17	1.325 0.063
15	4 <b>A.DOVIOSIO</b>	ITA	WithU Yamaha RNF MotoGP Team	YAMAHA	1'44.825 13	<b>1'34.650</b> 17	1.376 0.051
16	88 <b>M.OLIVEIRA</b>	POR	Red Bull KTM Factory Racing	KTM	1'43.091 19	<b>1'34.676</b> 16	1.402 0.026
17	89 <b>J.MARTIN</b>	SPA	Prima Pramac Racing	DUCATI	1'43.189 20	<b>1'34.823</b> 17	1.549 0.147
18	21 <b>F.MORBIDELLI</b>	ITA	Monster Energy Yamaha MotoGP	YAMAHA	1'43.724 12	<b>1'34.828</b> 18	1.554 0.005
19	44 <b>P.ESPARGARO</b>	SPA	Repsol Honda Team	HONDA	1'42.891 14	<b>1'34.834</b> 13	1.560 0.006
20	49 <b>F.DI GIANNANTO</b>	ITA	Gresini Racing MotoGP	DUCATI	1'43.481 16	<b>1'34.902</b> 15	1.628 0.068
21	32 <b>L.SAVADORI</b>	ITA	Aprilia Racing	APRILIA	1'44.968 14	<b>1'35.081</b> 19	1.807 0.179
22	87 <b>R.GARDNER</b>	AUS	Tech3 KTM Factory Racing	KTM	1'45.282 19	<b>1'35.222</b> 19	1.948 0.141
23	40 <b>D.BINDER</b>	RSA	WithU Yamaha RNF MotoGP Team	YAMAHA	1'44.602 18	<b>1'35.571</b> 15	2.297 0.349
24	6 <b>S.BRADL</b>	GER	Repsol Honda Team	HONDA	1'44.265 15	<b>1'35.951</b> 10	2.677 0.380
25	25 <b>R.FERNANDEZ</b>	SPA	Tech3 KTM Factory Racing	KTM	1'44.285 17	<b>1'36.226</b> 17	2.952 0.275

<b>Pole Position Record:</b>	2021	<b>Maverick VIÑALES</b>	<b>1'31.814</b>	178.0 Km/h
<b>Best Race Lap:</b>	2021	<b>Fabio QUARTARARO</b>	<b>1'32.869</b>	176.0 Km/h
<b>All Time Lap Record:</b>	2021	<b>Maverick VIÑALES</b>	<b>1'31.814</b>	178.0 Km/h

The results are provisional until the end of the limit for protest and appeals.

Time limit for protest expires 60' after publication of the results - ..... Time: .....

These data/results cannot be reproduced, stored and/or transmitted in whole or in part by any manner of electronic, mechanical, photocopying, recording, broadcasting or otherwise now known or herein after developed without the previous express consent by the copyright owner, except for reproduction in daily press and regular printed publications on sale to the public within 60 days of the event related to those data/results and always provided that copyright symbol appears together as follows below.

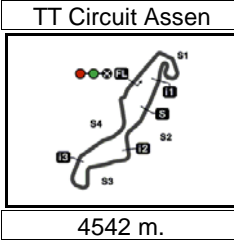
© DORNA, 2022

Official MotoGP Timing by TISSOT

www.motogp.com

Assen, Friday, June 24, 2022





## MOTUL TT ASSEN

### Free Practice Nr. 2

### Top Speed & Average

8



Rider	Nation	Motorcycle	Top 5 speeds					Average	Top
63 <b>Francesco BAGNAIA</b>	ITA	DUCATI	308.3	307.5	306.7	306.0	306.0	306.8	<b>308.3</b>
72 <b>Marco BEZZECCHI</b>	ITA	DUCATI	307.5	307.5	306.7	306.7	306.0	306.9	<b>307.5</b>
73 <b>Alex MARQUEZ</b>	SPA	HONDA	307.5	306.0	305.2	305.2	304.4	305.7	<b>307.5</b>
23 <b>Enea BASTIANINI</b>	ITA	DUCATI	306.7	306.7	305.2	304.4	304.4	305.5	<b>306.7</b>
43 <b>Jack MILLER</b>	AUS	DUCATI	306.7	305.2	302.9	302.2	302.2	303.8	<b>306.7</b>
12 <b>Maverick VIÑALES</b>	SPA	APRILIA	306.0	305.2	305.2	303.7	303.7	304.6	<b>306.0</b>
41 <b>Aleix ESPARGARO</b>	SPA	APRILIA	306.0	305.2	305.2	303.7	298.5	303.7	<b>306.0</b>
5 <b>Johann ZARCO</b>	FRA	DUCATI	304.4	304.4	303.7	302.9	302.9	303.7	<b>304.4</b>
42 <b>Alex RINS</b>	SPA	SUZUKI	304.4	303.7	303.7	302.9	302.2	303.4	<b>304.4</b>
49 <b>Fabio DI GIANNANTONIO</b>	ITA	DUCATI	304.4	303.7	303.7	303.7	302.9	303.7	<b>304.4</b>
30 <b>Takaaki NAKAGAMI</b>	JPN	HONDA	303.7	302.9	302.9	301.4	300.0	302.2	<b>303.7</b>
32 <b>Lorenzo SAVADORI</b>	ITA	APRILIA	303.7	302.9	302.2	301.4	301.4	302.3	<b>303.7</b>
33 <b>Brad BINDER</b>	RSA	KTM	303.7	302.9	302.2	302.2	302.2	302.6	<b>303.7</b>
89 <b>Jorge MARTIN</b>	SPA	DUCATI	303.7	302.9	302.2	302.2	300.0	302.2	<b>303.7</b>
36 <b>Joan MIR</b>	SPA	SUZUKI	302.9	302.2	302.2	301.4	301.4	302.0	<b>302.9</b>
40 <b>Darryn BINDER</b>	RSA	YAMAHA	302.9	302.9	302.2	302.2	300.7	302.2	<b>302.9</b>
88 <b>Miguel OLIVEIRA</b>	POR	KTM	302.9	302.2	302.2	300.7	300.7	301.7	<b>302.9</b>
6 <b>Stefan BRADL</b>	GER	HONDA	302.2	301.4	300.7	297.8	294.9	299.4	<b>302.2</b>
21 <b>Franco MORBIDELLI</b>	ITA	YAMAHA	302.2	300.0	299.2	298.5	297.8	299.5	<b>302.2</b>
44 <b>Po ESPARGARO</b>	SPA	HONDA	302.2	301.4	301.4	301.4	300.7	301.4	<b>302.2</b>
4 <b>Andrea DOVIZIOSO</b>	ITA	YAMAHA	301.4	300.7	299.2	299.2	298.5	299.8	<b>301.4</b>
10 <b>Luca MARINI</b>	ITA	DUCATI	301.4	301.4	300.7	300.0	297.8	299.9	<b>301.4</b>
20 <b>Fabio QUARTARARO</b>	FRA	YAMAHA	301.4	301.4	301.4	300.7	300.0	301.0	<b>301.4</b>
87 <b>Remy GARDNER</b>	AUS	KTM	300.0	299.2	299.2	298.5	297.8	298.8	<b>300.0</b>
25 <b>Raul FERNANDEZ</b>	SPA	KTM	298.5	297.8	297.8	297.0	297.0	297.6	<b>298.5</b>

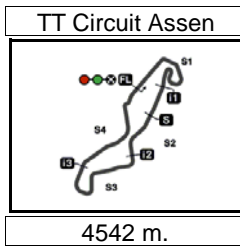
These data/results cannot be reproduced, stored and/or transmitted in whole or in part by any manner of electronic, mechanical, photocopying, recording, broadcasting or otherwise now known or herein after developed without the previous express consent by the copyright owner, except for reproduction in daily press and regular printed publications on sale to the public within 60 days of the event related to those data/results and always provided that copyright symbol appears together as follows below.

© DORNA, 2022

Official MotoGP Timing by TISSOT  
www.motogp.com



Assen, Friday, June 24, 2022



**MOTUL TT ASSEN**  
**Free Practice Nr. 2**

**Chronological Analysis of Performances**

**9**

\* Lap / Sector time cancelled      **T1** Time from finish line to 1st intermediate      **T3** Time from 2nd intermed. to 3rd intermed.  
**P** Crossing the finish line in pit lane      **T2** Time from 1st intermed. to 2nd intermed.      **T4** Time from 3rd intermediate to finish line  
**\*\*** Tyre data subject to further updates

Lap	Lap Time	T1	T2	T3	T4	Speed	Lap	Lap Time	T1	T2	T3	T4	Speed
<b>1st</b>	<b>63</b>	<b>Francesco BAGNAIA</b>		DUCATI	ITA		<b>Run #</b>	<b>3</b>	<b>Front Tyre</b>	<b>Slick-Soft</b>	<b>Rear Tyre</b>	<b>Slick-Soft</b>	
		Ducati Lenovo Team							<b>New Tyre</b>		<b>New Tyre</b>		
		Runs=1	Total laps=19	Full laps=15			11	14'15.561	33.693	15.157	29.980	26.179	298.5
<b>Run #</b>	<b>1</b>	<b>Front Tyre</b>	<b>Wet-Soft</b>	<b>Rear Tyre</b>	<b>Wet-Soft</b>		12	<b>1'36.632</b>	31.771	14.337	27.855	22.669	303.7
		<b>New Tyre</b>		<b>18 Laps at start</b>			13	<b>1'35.046</b>	31.080	13.993	27.515	22.458	305.2
1	2'21.097	35.293	16.949	31.847	26.495	267.2	14	1'33.652 *	30.703*	13.916	27.270	21.763	306.0
2	<b>1'46.295</b>	35.050	15.746	30.534	24.965	290.0	15	<b>1'33.452</b>	30.611	13.819	27.305	21.717	305.2
3	<b>1'43.634</b>	33.872	15.445	30.129	24.188	291.4							
4	<b>1'43.266</b>	33.755	15.565	29.921	24.025	297.8							
5	<b>1'42.759</b>	33.870	15.277	29.730	23.882	296.3							
6	<b>1'45.102</b>	35.284	15.687	29.974	24.157	283.9							
7	<b>1'42.449</b>	33.867	15.206	29.697	23.679	297.0							
8	<b>1'42.274</b>	33.805	14.993	29.767	23.709	300.7							
9	2'00.501 P	40.118	16.573	31.063	32.747	261.5							
<b>Run #</b>	<b>2</b>	<b>Front Tyre</b>	<b>Slick-Soft</b>	<b>Rear Tyre</b>	<b>Slick-Soft</b>								
		<b>New Tyre</b>		<b>New Tyre</b>									
10	15'00.833	38.102	16.648	30.538	24.415	264.9							
11	<b>1'39.129</b>	32.998	14.682	28.242	23.207	305.2							
12	<b>1'36.177</b>	31.584	14.372	27.710	22.511	306.7							
13	<b>1'35.496</b>	31.142	14.157	27.720	22.477	306.0							
14	<b>1'35.129</b>	31.232	14.093	27.510	22.294	306.0							
15	<b>1'34.498</b>	30.911	14.106	27.442	22.039	308.3							
16	1'40.917 *	34.024	14.974	29.032*	22.887	285.9							
17	<b>1'34.595</b>	31.046	14.066	27.479	22.004	306.0							
18	<b>1'33.800</b>	30.674	13.937	27.362	21.827	305.2							
19	<b>1'33.274</b>	30.661	13.846	27.134	21.633	307.5							
<b>3rd</b>	<b>20</b>	<b>Fabio QUARTARARO</b>		YAMAHA	FRA		<b>Run #</b>	<b>1</b>	<b>Front Tyre</b>	<b>Wet-Medium</b>	<b>Rear Tyre</b>	<b>Wet-Soft</b>	
		Monster Energy Yamaha MotoGP							<b>New Tyre</b>		<b>13 Laps at start</b>		
		Runs=1	Total laps=20	Full laps=15			1	3'09.187	34.057	16.358	31.491	25.132	280.0
<b>Run #</b>	<b>1</b>	<b>Front Tyre</b>	<b>Wet-Medium</b>	<b>Rear Tyre</b>	<b>Wet-Soft</b>		2	<b>1'44.015</b>	34.130	15.587	30.094	24.204	291.4
		<b>New Tyre</b>		<b>New Tyre</b>			3	<b>1'43.804</b>	33.923	15.431	30.048	24.402	292.1
1	3'09.187	34.057	16.358	31.491	25.132	280.0	4	<b>1'43.020</b>	33.924	15.315	29.871	23.910	290.7
2	<b>1'44.015</b>	34.130	15.587	30.094	24.204	291.4	5	<b>1'54.282</b>	34.017	19.602	34.567	26.096	184.0
3	<b>1'43.804</b>	33.923	15.431	30.048	24.402	292.1	6	<b>1'43.135</b>	33.863	15.253	29.841	24.178	292.1
4	<b>1'43.020</b>	33.924	15.315	29.871	23.910	290.7	7	<b>1'58.551</b>	40.578	17.141	34.730	26.102	244.8
5	<b>1'54.282</b>	34.017	19.602	34.567	26.096	184.0	8	<b>1'42.762</b>	33.742	15.214	29.904	23.902	291.4
6	<b>1'43.135</b>	33.863	15.253	29.841	24.178	292.1	9	1'59.437 P	38.244	17.123	32.648	31.422	235.3
7	<b>1'58.551</b>	40.578	17.141	34.730	26.102	244.8	<b>Run #</b>	<b>2</b>	<b>Front Tyre</b>	<b>Slick-Soft</b>	<b>Rear Tyre</b>	<b>Slick-Soft</b>	
8	<b>1'42.762</b>	33.742	15.214	29.904	23.902	291.4			<b>New Tyre</b>		<b>New Tyre</b>		
9	1'59.437 P	38.244	17.123	32.648	31.422	235.3			<b>New Tyre</b>		<b>New Tyre</b>		
<b>Run #</b>	<b>2</b>	<b>Front Tyre</b>	<b>Slick-Soft</b>	<b>Rear Tyre</b>	<b>Slick-Soft</b>		10	11'48.072	37.660	16.579	30.655	24.612	272.6
		<b>New Tyre</b>		<b>New Tyre</b>			11	<b>1'40.378</b>	33.157	15.213	28.709	23.299	297.8
10	11'48.072	37.660	16.579	30.655	24.612	272.6	12	<b>1'37.574</b>	32.112	14.695	28.006	22.761	298.5
11	<b>1'40.378</b>	33.157	15.213	28.709	23.299	297.8	13	<b>1'36.255</b>	31.666	14.563	27.701	22.325	299.2
12	<b>1'37.574</b>	32.112	14.695	28.006	22.761	298.5	14	<b>1'40.575</b>	35.507	14.695	27.919	22.454	298.5
13	<b>1'36.255</b>	31.666	14.563	27.701	22.325	299.2	15	<b>1'35.133</b>	31.188	14.408	27.435	22.102	299.2
14	<b>1'40.575</b>	35.507	14.695	27.919	22.454	298.5	16	<b>1'34.885</b>	31.139	14.275	27.374	22.097	300.0
15	<b>1'35.133</b>	31.188	14.408	27.435	22.102	299.2	17	1'34.420 *	30.830	14.181	27.423*	21.986	301.4
16	<b>1'34.885</b>	31.139	14.275	27.374	22.097	300.0	18	<b>1'33.908</b>	30.705	14.139	27.225	21.839	301.4
17	1'34.420 *	30.830	14.181	27.423*	21.986	301.4	19	1'38.253 *	30.680*	14.097	30.406	23.070	301.4
18	<b>1'33.908</b>	30.705	14.139	27.225	21.839	301.4	20	<b>1'33.579</b>	30.604	14.093	27.102	21.780	300.7
19	1'38.253 *	30.680*	14.097	30.406	23.070	301.4							
20	<b>1'33.579</b>	30.604	14.093	27.102	21.780	300.7							
<b>4th</b>	<b>42</b>	<b>Alex RINS</b>		SUZUKI	SPA		<b>Run #</b>	<b>1</b>	<b>Front Tyre</b>	<b>Wet-Soft</b>	<b>Rear Tyre</b>	<b>Wet-Soft</b>	
		Team SUZUKI ECSTAR							<b>12 Laps at start</b>		<b>12 Laps at start</b>		
		Runs=1	Total laps=14	Full laps=10			1	2'44.776	34.762	16.505	31.672	25.257	281.3
<b>Run #</b>	<b>1</b>	<b>Front Tyre</b>	<b>Wet-Soft</b>	<b>Rear Tyre</b>	<b>Wet-Soft</b>		2	<b>1'44.435</b>	34.174	15.327	30.224	24.710	298.5
		<b>12 Laps at start</b>		<b>12 Laps at start</b>			3	<b>1'43.396</b>	34.001	15.284	29.940	24.171	299.2
1	2'44.776	34.762	16.505	31.672	25.257	281.3	4	<b>1'54.939</b>	39.029	19.556	31.125	25.229	163.2
2	<b>1'44.435</b>	34.174	15.327	30.224	24.710	298.5							
3	<b>1'43.396</b>	34.001	15.284	29.940	24.171	299.2							
4	<b>1'54.939</b>	39.029	19.556	31.125	25.229	163.2							

**Fastest Lap:** Francesco BAGNAIA      Ducati Lenovo Team      ITA      **1'33.274**      30.661      13.846      27.134      21.633

These data/results cannot be reproduced, stored and/or transmitted in whole or in part by any manner of electronic, mechanical, photocopying, recording, broadcasting or otherwise now known or herein after developed without the previous express consent by the copyright owner, except for reproduction in daily press and regular printed publications on sale to the public within 60 days of the event related to those data/results and always provided that copyright symbol appears together as follows below.  
© DORNA, 2022



# Free Practice Nr. 2

MotoGP

Lap	Lap Time	T1	T2	T3	T4	Speed	Lap	Lap Time	T1	T2	T3	T4	Speed
5	1'42.312	33.789	15.053	29.712	23.758	298.5	Run # 3	Front Tyre	Wet-Medium	Rear Tyre	Wet-Medium		
6	1'58.453	P 37.503	15.995	31.121	33.834	286.6	4 Laps at start						New Tyre
Run # 2	Front Tyre	Slick-Soft	Rear Tyre	Slick-Soft			10	4'06.125	34.457	15.937	29.852	24.024	284.6
		New Tyre		New Tyre			11	1'50.683	P 32.998	15.152	29.328	33.205	294.2
7	23'00.698	37.450	16.363	32.559	24.595	291.4	Run # 4	Front Tyre	Slick-Soft	Rear Tyre	Slick-Soft		
8	1'39.285	32.725	15.023	28.537	23.000	297.8			New Tyre		New Tyre		
9	1'35.925	31.480	14.413	27.660	22.372	301.4	12	3'04.185	35.708	15.729	29.222	23.656	290.7
10	1'34.819	30.945	14.273	27.488	22.113	303.7	13	1'38.979	32.465	14.881	28.361	23.272	300.0
11	1'35.193	* 30.841	14.201	27.882*	22.269	302.9	14	1'36.812	31.596	14.691	27.804	22.721	302.2
12	1'34.208	30.842	14.094	27.300	21.972	304.4	15	1'39.189	33.011	15.031	28.383	22.764	294.9
13	1'35.091	30.793	14.329	27.832	22.137	302.2	16	1'35.615	31.304	14.440	27.576	22.295	302.9
14	1'33.611	30.729	13.925	27.173	21.784	303.7	17	1'38.310	33.127	15.083	27.743	22.357	294.2

**5th** **43** **Jack MILLER** DUCATI AUS  
 Ducati Lenovo Team  
 Runs=1 Total laps=18 Full laps=13

Run # 1	Front Tyre	Wet-Soft	Rear Tyre	Wet-Soft		
		14 Laps at start		14 Laps at start		
1	2'49.532	34.461	16.020	31.443	25.126	285.9
2	1'47.252	36.358	16.004	30.652	24.238	280.7
3	1'42.729	33.701	15.089	29.677	24.262	297.8
4	1'56.744	34.123	15.094	38.474	29.053	294.9
5	1'42.523	33.796	15.129	29.756	23.842	297.8
6	1'51.316	38.935	16.679	30.832	24.870	255.5
7	1'58.974	40.034	16.706	35.533	26.701	262.0
8	1'51.839	P 34.041	15.127	29.876	32.795	292.1
Run # 2	Front Tyre	Slick-Soft	Rear Tyre	Slick-Soft		
		New Tyre		New Tyre		
9	14'25.519	39.671	16.919	31.399	24.475	266.0
10	1'40.732	33.097	15.112	29.076	23.447	297.8
11	1'36.979	31.820	14.540	28.027	22.592	302.2
12	1'47.141	39.061	14.858	29.390	23.832	297.0
13	1'35.153	31.292	14.231	27.566	22.064	301.4
14	1'35.040	31.184	14.194	27.518	22.144	302.9
15	1'41.475	* 37.421*	14.321	27.510	22.223	302.2
16	1'48.017	41.459	15.150	28.732	22.676	288.0
17	1'37.016	* 30.782*	14.830	28.804	22.600	305.2
18	1'33.833	30.707	13.963	27.309	21.854	306.7

**6th** **36** **Joan MIR** SUZUKI SPA  
 Team SUZUKI ECSTAR  
 Runs=3 Total laps=21 Full laps=14

Run # 1	Front Tyre	Wet-Soft	Rear Tyre	Wet-Soft		
		17 Laps at start		17 Laps at start		
1	2'11.882	35.893	16.628	31.360	25.568	274.4
2	1'45.733	34.905	15.794	30.187	24.847	285.9
3	1'46.254	33.756	15.631	32.447	24.420	276.9
4	1'43.011	33.674	15.443	29.752	24.142	295.6
5	2'06.976	P 40.477	21.393	33.038	32.068	176.1
Run # 2	Front Tyre	Wet-Medium	Rear Tyre	Wet-Soft		
		New Tyre		22 Laps at start		
6	7'38.652	34.594	16.247	30.574	24.477	275.6
7	1'42.420	33.673	15.358	29.488	23.901	296.3
8	1'42.091	33.220	15.138	30.002	23.731	299.2
9	1'57.426	P 36.590	17.642	30.674	32.520	207.8

**7th** **12** **Maverick VIÑALES** APRILIA SPA  
 Aprilia Racing  
 Runs=2 Total laps=17 Full laps=11

Run # 1	Front Tyre	Wet-Medium	Rear Tyre	Wet-Soft		
		New Tyre		New Tyre		
1	2'45.009	34.965	16.003	31.500	25.064	276.2
2	1'44.845	34.690	15.139	29.974	25.042	297.0
3	1'49.631	38.400	15.238	31.380	24.613	292.1
4	1'53.428	P 34.742	15.030	31.238	32.418	295.6
Run # 2	Front Tyre	Wet-Medium	Rear Tyre	Wet-Soft		
		4 Laps at start		4 Laps at start		
5	9'41.804	33.111	15.339	30.510	24.805	292.8
6	1'43.147	34.264	15.118	29.869	23.896	294.9
7	1'56.002	P 33.836	14.688	35.289	32.189	294.9
Run # 3	Front Tyre	Slick-Soft	Rear Tyre	Slick-Medium		
		New Tyre		New Tyre		
8	9'49.162	35.635	15.688	30.564	24.162	288.6
9	1'39.446	33.032	14.702	28.491	23.221	300.0
10	1'37.240	32.267	14.371	28.013	22.589	300.7
11	1'36.170	31.562	14.216	27.840	22.552	303.7
12	1'35.246	31.295	14.163	27.592	22.196	303.7
13	1'34.694	31.064	14.020	27.610	22.000	305.2
14	1'35.632	* 30.962	13.974	28.404*	22.292	305.2
15	1'36.302	30.965	13.950	27.426	23.961	306.0
16	1'35.035	31.276	14.148	27.641	21.970	302.9
17	1'33.938	30.809	13.941	27.466	21.722	303.7

**8th** **33** **Brad BINDER** KTM RSA  
 Red Bull KTM Factory Racing  
 Runs=2 Total laps=21 Full laps=16

Run # 1	Front Tyre	Wet-Medium	Rear Tyre	Wet-Soft		
		New Tyre		New Tyre		
1	2'13.440	35.594	16.787	31.950	25.318	260.4
2	1'46.576	35.036	15.808	30.773	24.959	287.3
3	1'45.649	34.374	15.740	30.907	24.628	288.0
4	1'45.749	34.800	15.762	30.498	24.689	283.9
5	1'45.383	35.002	15.624	30.413	24.344	282.6
6	2'00.965	41.718	15.571	38.728	24.948	285.3
7	1'53.268	34.524	15.485	38.727	24.532	290.0

**Fastest Lap:** Francesco BAGNAIA Ducati Lenovo Team ITA 1'33.274 30.661 13.846 27.134 21.633

These data/results cannot be reproduced, stored and/or transmitted in whole or in part by any manner of electronic, mechanical, photocopying, recording, broadcasting or otherwise now known or herein after developed without the previous express consent by the copyright owner, except for reproduction in daily press and regular printed publications on sale to the public within 60 days of the event related to those data/results and always provided that copyright symbol appears together as follows below.  
 © DORNA, 2022





# Free Practice Nr. 2

MotoGP

Lap	Lap Time	T1	T2	T3	T4	Speed	Lap	Lap Time	T1	T2	T3	T4	Speed
8	1'44.226	34.169	15.518	30.392	24.147	290.0	5	2'06.729 P	44.123	18.254	31.848	32.504	242.3
9	2'05.004 P	43.663	17.105	31.209	33.027	238.5	<b>Run # 2</b>	<b>Front Tyre</b>	<b>Wet-Medium</b>	<b>Rear Tyre</b>	<b>Wet-Medium</b>	<b>New Tyre</b>	
<b>Run # 2</b>	<b>Front Tyre</b>	<b>Wet-Medium</b>	<b>Rear Tyre</b>	<b>Wet-Medium</b>	<b>9 Laps at start</b>			<b>3 Laps at start</b>					
10	8'51.134	38.367	15.945	30.335	24.058	275.6	6	8'23.848	37.148	17.073	30.636	24.913	266.0
11	1'41.810	33.310	15.153	29.691	23.656	290.7	7	1'42.844	34.104	15.100	29.739	23.901	300.0
12	2'00.479 P	41.463	16.525	31.077	31.414	271.3	8	1'42.929	33.966	14.979	29.993	23.991	297.8
<b>Run # 3</b>	<b>Front Tyre</b>	<b>Slick-Soft</b>	<b>Rear Tyre</b>	<b>Slick-Soft</b>	<b>New Tyre</b>			<b>Run # 3</b>	<b>Front Tyre</b>	<b>Slick-Soft</b>	<b>Rear Tyre</b>	<b>Slick-Medium</b>	<b>New Tyre</b>
13	3'38.472 *	39.332	15.419	29.505	24.699*	285.3	9	1'51.911 P	34.171	15.233	29.885	32.622	293.5
14	1'38.666	32.643	14.744	28.327	22.952	300.7	10	6'46.781	41.128	18.018	32.277	25.949	240.9
15	1'43.706	31.738	14.776	34.257	22.935	294.2	11	1'42.298	34.126	15.390	29.234	23.548	299.2
16	1'35.772	31.308	14.370	27.667	22.427	302.2	12	1'38.110	32.369	14.779	28.283	22.679	306.7
17	1'35.443	31.241	14.277	27.602	22.323	301.4	13	1'35.880	31.481	14.261	27.711	22.427	306.0
18	1'34.717	31.213	14.027	27.447	22.030	302.2	14	1'35.893	31.408	14.327	27.698	22.460	307.5
19	1'39.905	35.476	14.324	27.848	22.257	302.9	15	1'35.187	31.216	14.116	27.487	22.368	306.7
20	1'34.408	31.171	14.001	27.398	21.838	302.2	16	1'40.016	35.707	14.351	27.857	22.101	305.2
21	1'34.127	30.926	13.903	27.444	21.854	303.7	17	1'34.312	31.099	14.032	27.383	21.798	307.5

**9th 5 Johann ZARCO** DUCATI FRA  
Prima Pramac Racing

Runs=2 Total laps=18 Full laps=12

Run #	1	Front Tyre	Wet-Soft	Rear Tyre	Wet-Soft	21 Laps at start	21 Laps at start
1	2'25.984	35.331	16.998	32.590	25.656	255.5	
2	1'45.363	34.800	15.584	30.365	24.614	294.9	
3	1'44.089	34.186	15.284	30.408	24.211	293.5	
4	1'43.092	33.921	15.112	30.006	24.053	298.5	
5	1'43.574	33.673	15.121	30.425	24.355	300.7	
6	1'42.302	33.734	15.016	29.746	23.806	296.3	
7	1'58.277 P	39.755	15.466	31.484	31.572	284.6	

**Run # 2** Front Tyre Wet-Medium Rear Tyre Wet-Medium New Tyre New Tyre

8	8'10.703	35.392	15.927	29.958	24.066	287.3
9	1'39.511	33.084	14.583	28.716	23.128	297.8
10	1'50.803 P	34.599	15.169	29.975	31.060	290.0

**Run # 3** Front Tyre Slick-Soft Rear Tyre Slick-Medium New Tyre New Tyre

11	10'05.415	38.605	16.882	29.808	24.042	252.3
12	1'39.369	32.853	14.933	28.483	23.100	296.3
13	1'36.186	31.844	14.276	27.814	22.252	303.7
14	1'34.946	31.195	14.174	27.495	22.082	302.9
15	1'35.863 *	31.405	14.386	27.916*	22.156	302.9
16	1'34.301	30.969	14.060	27.320	21.952	304.4
17	1'35.531	31.013	14.378	28.152	21.988	302.2
18	1'34.286	30.709	13.890	27.292	22.395	304.4

**10th 72 Marco BEZZECCHI** DUCATI ITA  
Mooney VR46 Racing Team

Runs=2 Total laps=17 Full laps=12

Run #	1	Front Tyre	Wet-Soft	Rear Tyre	Wet-Soft	14 Laps at start	3 Laps at start
1	2'09.446	36.694	17.720	32.914	26.319	249.2	
2	1'46.290	35.166	15.710	30.534	24.880	290.7	
3	1'44.263	34.396	15.251	30.213	24.403	294.2	
4	1'44.724	34.477	15.285	30.316	24.646	294.9	

**11th 23 Enea BASTIANINI** DUCATI ITA  
Gresini Racing MotoGP

Runs=1 Total laps=15 Full laps=11

Run #	1	Front Tyre	Wet-Soft	Rear Tyre	Wet-Soft	4 Laps at start	4 Laps at start
1	2'25.381	35.776	17.235	33.502	25.222	267.2	
2	1'45.565	34.684	15.652	30.745	24.484	290.7	
3	1'44.880	34.315	15.423	30.731	24.411	290.0	
4	1'44.281	34.177	15.449	30.330	24.325	291.4	
5	1'44.688	34.394	15.368	30.614	24.312	291.4	
6	1'55.695 P	36.438	15.791	31.913	31.553	283.3	

**Run # 2** Front Tyre Slick-Soft Rear Tyre Slick-Soft New Tyre New Tyre

7	20'44.799	36.778	16.516	30.901	24.751	278.8
8	1'41.014	33.513	15.047	28.929	23.525	301.4
9	1'37.404	32.080	14.513	28.102	22.709	304.4
10	1'36.325	31.603	14.367	27.873	22.482	304.4
11	1'35.674	31.314	14.230	27.777	22.353	302.9
12	1'34.763	31.047	14.023	27.608	22.085	305.2
13	1'38.293	31.005	14.208	30.113	22.967	306.7
14	1'37.167 *	31.185*	14.869	28.287	22.826	280.0
15	1'34.316	30.808	13.896	27.499	22.113	306.7

**12th 30 Takaaki NAKAGAMI** HONDA JPN  
LCR Honda IDEMITSU

Runs=1 Total laps=19 Full laps=15

Run #	1	Front Tyre	Wet-Soft	Rear Tyre	Wet-Soft	16 Laps at start	16 Laps at start
1	2'26.295	35.918	17.115	32.483	25.640	256.0	
2	1'45.386	34.903	15.585	30.208	24.690	291.4	
3	1'44.496	34.527	15.220	30.193	24.556	293.5	
4	1'48.485	34.274	15.376	33.281	25.554	291.4	
5	1'46.793	36.086	15.606	30.637	24.464	291.4	
6	1'43.932	34.325	15.207	30.149	24.251	290.7	
7	1'54.209	41.986	16.993	30.758	24.472	254.4	
8	1'51.420	34.689	18.095	33.683	24.953	259.8	
9	1'56.178 P	34.691	15.535	32.270	33.682	286.6	

**Fastest Lap:** Francesco BAGNAIA Ducati Lenovo Team ITA 1'33.274 30.661 13.846 27.134 21.633

These data/results cannot be reproduced, stored and/or transmitted in whole or in part by any manner of electronic, mechanical, photocopying, recording, broadcasting or otherwise now known or herein after developed without the previous express consent by the copyright owner, except for reproduction in daily press and regular printed publications on sale to the public within 60 days of the event related to those data/results and always provided that copyright symbol appears together as follows below.  
© DORNA, 2022



# Free Practice Nr. 2

MotoGP

Lap	Lap Time	T1	T2	T3	T4	Speed	Lap	Lap Time	T1	T2	T3	T4	Speed
Run # 2	Front Tyre	Slick-Soft	Rear Tyre	Slick-Soft			Run # 3	Front Tyre	Slick-Soft	Rear Tyre	Slick-Soft		
		New Tyre		New Tyre					New Tyre		New Tyre		
10	13'52.762	38.118	19.404	31.227	25.076	180.5	9	6'20.952	34.875	15.713	29.815	24.115	290.0
11	<b>1'42.225</b>	34.054	15.359	29.203	23.609	297.8	10	<b>1'38.969</b>	32.598	14.989	28.276	23.106	300.7
12	<b>1'38.335</b>	32.432	14.916	28.270	22.717	298.5	11	<b>1'39.264</b>	32.492	14.910	29.064	22.798	297.8
13	<b>1'37.192</b>	32.045	14.537	27.968	22.642	300.0	12	<b>1'35.998</b>	31.655	14.296	27.704	22.343	307.5
14	<b>1'35.391</b>	31.432	14.294	27.615	22.050	301.4	13	<b>1'35.826</b>	31.687	14.193	27.696	22.250	305.2
15	<b>1'34.743</b>	31.182	14.102	27.466	21.993	302.9	14	1'35.143 *	31.214	14.189	27.643*	22.097	305.2
16	<b>1'35.719</b>	31.156	14.083	28.127	22.353	303.7	15	<b>1'34.924</b>	31.235	14.138	27.476	22.075	306.0
17	<b>1'39.882</b>	31.160	14.133	32.032	22.557	299.2	16	<b>1'35.449</b>	31.264	14.231	27.852	22.102	303.7
18	1'38.186 *	31.592*	16.039	28.216	22.339	251.8	17	<b>1'34.599</b>	31.113	14.049	27.513	21.924	304.4
19	<b>1'34.504</b>	30.964	13.969	27.493	22.078	302.9							

**13th 10** Luca MARINI DUCATI ITA  
Mooney VR46 Racing Team

Runs=2 Total laps=18 Full laps=12

Run # 1	Front Tyre	Wet-Medium	Rear Tyre	Wet-Soft		
		18 Laps at start		18 Laps at start		
1	2'01.455	36.576	16.873	32.040	25.458	265.5
2	<b>1'45.948</b>	34.888	15.728	30.605	24.727	288.6
3	<b>1'46.478</b>	34.502	15.525	31.762	24.689	282.0
4	<b>1'44.234</b>	34.219	15.420	30.336	24.259	291.4
5	1'56.382 P	37.109	16.549	31.069	31.655	267.8
Run # 2	Front Tyre	Slick-Soft	Rear Tyre	Slick-Medium		
		New Tyre		New Tyre		
6	11'25.023	38.784	17.433	31.646	25.554	260.4
7	<b>1'45.650</b>	35.288	16.078	30.040	24.244	280.7
8	<b>1'42.148</b>	34.151	15.372	29.204	23.421	292.8
9	<b>1'40.530</b>	32.924	15.142	29.012	23.452	297.0
10	<b>1'38.880</b>	32.327	14.935	28.629	22.989	297.8
11	<b>1'38.248</b>	32.133	14.884	28.426	22.805	297.8
12	<b>1'37.469</b>	31.764	14.754	28.217	22.734	300.0
13	1'49.474 P	33.840	15.348	29.005	31.281	292.1
Run # 3	Front Tyre	Slick-Soft	Rear Tyre	Slick-Soft		
		New Tyre		New Tyre		
14	7'25.879	32.482	15.265	29.218	23.083	292.1
15	<b>1'36.476</b>	31.591	14.460	28.008	22.417	301.4
16	1'37.443 *	32.029*	15.069	27.930	22.415	294.2
17	<b>1'34.902</b>	30.944	14.273	27.611	22.074	300.7
18	<b>1'34.536</b>	30.782	14.215	27.625	21.914	301.4

**14th 73** Alex MARQUEZ HONDA SPA  
LCR Honda CASTROL

Runs=2 Total laps=17 Full laps=12

Run # 1	Front Tyre	Wet-Medium	Rear Tyre	Wet-Soft		
		New Tyre		17 Laps at start		
1	2'03.433	35.876	16.886	32.511	26.242	259.3
2	<b>1'45.139</b>	34.741	15.531	30.113	24.754	298.5
3	<b>1'43.374</b>	33.872	15.230	29.972	24.300	295.6
4	<b>1'42.794</b>	33.591	15.223	30.060	23.920	297.8
5	<b>1'52.110</b>	36.986	17.318	32.655	25.151	237.2
6	<b>1'42.115</b>	33.491	15.087	29.654	23.883	298.5
7	2'00.064 P	36.801	17.429	32.642	33.192	231.8
Run # 2	Front Tyre	Wet-Medium	Rear Tyre	Wet-Soft		
		7 Laps at start		24 Laps at start		
8	14'00.695 P	34.939	16.124	31.800	31.963	279.4

**15th 4** Andrea DOVIZIOSO YAMAHA ITA  
WithU Yamaha RNF MotoGP Team

Runs=1 Total laps=18 Full laps=13

Run # 1	Front Tyre	Wet-Soft	Rear Tyre	Wet-Soft		
		14 Laps at start		14 Laps at start		
1	2'48.173	34.451	16.458	32.323	25.606	282.6
2	<b>1'50.422</b>	34.823	15.785	33.096	26.718	290.7
3	<b>1'47.505</b>	34.669	15.520	32.322	24.994	292.1
4	<b>1'50.735</b>	34.455	15.398	30.856	30.026	291.4
5	<b>1'44.268</b>	34.211	15.209	30.392	24.456	293.5
6	<b>1'49.441</b>	38.159	15.934	30.751	24.597	282.0
7	<b>1'44.069</b>	34.149	15.348	30.240	24.332	290.0
8	1'57.385 P	36.468	16.646	32.107	32.164	279.4
Run # 2	Front Tyre	Slick-Soft	Rear Tyre	Slick-Soft		
		New Tyre		New Tyre		
9	15'42.230	35.264	15.841	30.199	24.525	288.6
10	<b>1'41.599</b>	33.621	15.355	29.056	23.567	288.0
11	<b>1'39.657</b>	33.068	14.797	28.625	23.167	294.2
12	<b>1'38.409</b>	32.009	14.675	28.519	23.206	292.8
13	<b>1'38.442</b>	33.780	14.383	27.779	22.500	299.2
14	<b>1'35.479</b>	31.199	14.169	27.724	22.387	300.7
15	1'42.144 *	34.047	16.679	28.558*	22.860	225.4
16	<b>1'34.893</b>	31.137	14.123	27.499	22.134	301.4
17	<b>1'34.650</b>	30.910	14.078	27.508	22.154	298.5
18	1'39.208 *	30.872	14.007	30.015	24.314*	299.2

**16th 88** Miguel OLIVEIRA KTM POR  
Red Bull KTM Factory Racing

Runs=2 Total laps=21 Full laps=15

Run # 1	Front Tyre	Wet-Medium	Rear Tyre	Wet-Soft		
		New Tyre		New Tyre		
1	2'03.662	35.551	16.707	32.056	25.677	275.6
2	<b>1'48.482</b>	34.644	15.590	32.129	26.119	288.6
3	<b>1'43.091</b>	33.767	15.253	30.006	24.065	292.8
4	<b>1'53.716</b>	39.457	17.078	32.838	24.343	259.8
5	<b>1'43.303</b>	33.975	15.028	30.240	24.060	291.4
6	<b>1'56.326</b>	45.093	15.863	30.854	24.516	274.4
7	1'49.921 P	34.217	15.138	29.981	30.585	288.6
Run # 2	Front Tyre	Wet-Medium	Rear Tyre	Wet-Medium		
		7 Laps at start		New Tyre		
8	5'50.952	33.792	15.283	30.070	23.805	292.1
9	<b>1'40.540</b>	33.152	14.755	29.036	23.597	293.5
10	1'53.937 P	37.604	15.452	30.236	30.645	282.6

**Fastest Lap:** Francesco BAGNAIA Ducati Lenovo Team ITA **1'33.274** 30.661 13.846 27.134 21.633

These data/results cannot be reproduced, stored and/or transmitted in whole or in part by any manner of electronic, mechanical, photocopying, recording, broadcasting or otherwise now known or herein after developed without the previous express consent by the copyright owner, except for reproduction in daily press and regular printed publications on sale to the public within 60 days of the event related to those data/results and always provided that copyright symbol appears together as follows below.  
© DORNA, 2022



# Free Practice Nr. 2

MotoGP

Lap	Lap Time	T1	T2	T3	T4	Speed	Lap	Lap Time	T1	T2	T3	T4	Speed
Run # 3	Front Tyre	Slick-Soft	Rear Tyre	Slick-Soft			11	2'04.587 P	38.060	16.256	35.147	35.124	270.1
	New Tyre		New Tyre				Run # 2	Front Tyre	Slick-Soft	Rear Tyre	Slick-Soft		
11	6'17.614	35.968	16.221	30.316	24.356	280.7		New Tyre		New Tyre			
12	<b>1'40.191</b>	32.902	14.778	28.419	24.092	298.5	12	7'55.206	38.135	17.171	30.651	25.262	260.4
13	<b>1'38.623</b>	31.999	15.514	28.336	22.774	292.1	13	<b>1'42.901</b>	34.528	15.566	29.065	23.742	289.3
14	<b>1'36.281</b>	31.504	14.300	27.731	22.746	300.0	14	<b>1'39.583</b>	32.784	15.009	28.241	23.549	296.3
15	<b>1'37.655</b>	31.551	14.307	27.604	24.193	300.7	15	<b>1'50.705</b>	43.616	15.359	28.317	23.413	294.2
16	<b>1'34.676</b>	31.152	14.122	<b>27.444</b>	<b>21.958</b>	302.2	16	<b>1'36.615</b>	31.662	14.583	27.818	22.552	298.5
17	<b>1'37.418</b>	32.350	14.439	28.129	22.500	302.2	17	<b>1'35.948</b>	31.265	14.473	27.617	22.593	300.0
18	<b>1'34.858</b>	31.162	14.153	27.532	22.011	300.7	18	<b>1'34.828</b>	30.999	<b>14.214</b>	<b>27.506</b>	<b>22.109</b>	<b>302.2</b>
19	<b>1'48.671</b>	42.502	14.770	28.869	22.530	293.5	19	<b>2'03.334</b>	46.474	16.830	36.122	23.908	249.7
20	1'36.946 *	31.062*	14.822	28.729	22.333	287.3	20	<b>1'37.764</b>	31.101	14.731	29.263	22.669	299.2
21	<b>1'34.703</b>	<b>30.990</b>	<b>14.027</b>	27.461	22.225	<b>302.9</b>	21	1'37.204 *	31.986*	14.955	27.744	22.519	290.0
							22	<b>1'45.807</b>	<b>30.954</b>	14.354	27.507	32.992	297.8

**17th 89** Jorge MARTIN DUCATI SPA  
Prima Pramac Racing

Runs=2 Total laps=17 Full laps=11

Run #	1	Front Tyre	Wet-Soft	Rear Tyre	Wet-Soft	Speed
		21 Laps at start		21 Laps at start		
1	2'38.661	35.072	16.552	32.969	25.610	280.7
2	<b>1'47.800</b>	34.973	15.625	32.234	24.968	298.5
3	<b>1'45.590</b>	34.392	15.719	30.846	24.633	290.0
4	<b>1'45.291</b>	34.308	15.828	30.716	24.439	290.0
5	<b>1'55.562</b>	39.449	17.774	33.081	25.258	255.0
6	<b>1'43.794</b>	34.193	15.375	30.125	24.101	295.6
7	1'56.183 P	36.121	16.578	31.058	32.426	272.6

Run #	2	Front Tyre	Wet-Medium	Rear Tyre	Wet-Medium	Speed
		5 Laps at start		5 Laps at start		
8	7'37.740	35.125	15.997	31.276	24.629	290.0
9	<b>1'42.102</b>	33.619	14.980	29.826	23.677	297.0
10	1'56.490 P	38.510	15.728	30.805	31.447	280.7

Run #	3	Front Tyre	Slick-Soft	Rear Tyre	Slick-Medium	Speed
		New Tyre		New Tyre		
11	10'38.045	39.776	16.684	32.900	24.023	283.3
12	<b>1'41.035</b>	32.606	15.011	30.192	23.226	300.0
13	<b>1'37.103</b>	31.884	14.487	28.174	22.558	<b>303.7</b>
14	<b>1'36.088</b>	31.392	14.424	27.929	22.343	302.2
15	<b>1'35.500</b>	31.233	14.294	27.679	22.294	302.2
16	1'41.961 *	33.921*	15.748	29.810	22.482	242.8
17	<b>1'34.823</b>	<b>31.044</b>	<b>14.144</b>	<b>27.672</b>	<b>21.963</b>	302.9

**18th 21** Franco MORBIDELLI YAMAHA ITA  
Monster Energy Yamaha MotoGP

Runs=1 Total laps=22 Full laps=18

Run #	1	Front Tyre	Wet-Medium	Rear Tyre	Wet-Medium	Speed
		16 Laps at start		16 Laps at start		
1	2'01.086	36.540	16.949	31.909	25.570	278.1
2	<b>1'45.966</b>	34.583	15.927	30.506	24.950	288.0
3	<b>1'46.515</b>	34.288	15.708	31.794	24.725	285.3
4	<b>1'43.962</b>	34.197	15.580	29.920	24.265	289.3
5	<b>1'54.206</b>	38.653	20.884	30.276	24.393	172.3
6	<b>1'43.171</b>	34.122	15.376	29.680	23.993	288.6
7	<b>1'48.814</b>	37.821	15.626	30.692	24.675	283.3
8	<b>1'42.419</b>	33.798	15.173	29.743	23.705	290.0
9	<b>1'58.114</b>	40.072	17.175	35.871	24.996	255.0
10	<b>1'41.834</b>	33.641	15.102	29.393	23.698	290.7

**19th 44** Poi ESPARGARO HONDA SPA  
Repsol Honda Team

Runs=2 Total laps=17 Full laps=10

Run #	1	Front Tyre	Wet-Medium	Rear Tyre	Wet-Medium	Speed
		New Tyre		New Tyre		
1	6'15.665	35.933	16.057	30.522	24.335	273.8
2	<b>1'43.074</b>	33.790	15.026	29.973	24.285	297.8
3	<b>1'49.765</b>	33.801	16.738	33.722	25.504	294.9
4	1'42.709 *	33.753	14.953	29.679	24.324*	294.9
5	2'04.943 P	39.998*	19.026	33.598	32.321	211.3

Run #	2	Front Tyre	Wet-Medium	Rear Tyre	Wet-Medium	Speed
		5 Laps at start		5 Laps at start		
6	7'26.588	35.719	17.815	34.351	26.239	246.2
7	<b>1'40.808</b>	33.413	14.922	29.152	23.321	294.9
8	<b>1'40.866</b>	33.241	14.881	29.388	23.356	294.2
9	2'06.206 P	43.320	18.848	32.937	31.101	215.4

Run #	3	Front Tyre	Slick-Soft	Rear Tyre	Slick-Soft	Speed
		New Tyre		New Tyre		
10	6'51.120	36.006	15.590	30.252	23.161	285.3
11	<b>1'50.120</b>	38.021	17.123	30.860	24.116	297.0
12	<b>1'35.981</b>	31.709	14.445	27.776	<b>22.051</b>	301.4
13	<b>1'34.834</b>	31.196	<b>14.134</b>	<b>27.396</b>	22.108	301.4
14	<b>1'42.069</b>	37.724	14.440	27.819	22.086	301.4
15	<b>1'46.908</b>	<b>31.170</b>	14.227	36.191	25.320	300.7
16	1'37.003 *	31.039*	15.156	28.527	22.281	<b>302.2</b>
17	<b>1'38.160</b>	33.700	14.270	27.927	22.263	299.2

**20th 49** Fabio DI GIANNANTON DUCATI ITA  
Gresini Racing MotoGP

Runs=1 Total laps=18 Full laps=13

Run #	1	Front Tyre	Wet-Medium	Rear Tyre	Wet-Soft	Speed
		16 Laps at start		16 Laps at start		
1	2'16.081	35.748	16.611	31.968	25.470	275.0
2	<b>1'45.848</b>	34.775	15.534	30.782	24.757	297.0
3	<b>1'44.684</b>	34.303	15.372	30.453	24.556	289.3
4	<b>1'44.755</b>	34.400	15.470	30.385	24.500	292.1
5	<b>1'43.960</b>	34.119	15.304	30.337	24.200	294.2
6	<b>2'01.550</b>	42.547	17.591	34.141	27.271	233.5
7	<b>1'42.751</b>	33.721	15.108	30.041	23.881	295.6
8	2'05.238 P	39.932	16.717	35.039	33.550	260.9

**Fastest Lap:** Francesco BAGNAIA Ducati Lenovo Team ITA **1'33.274** 30.661 13.846 27.134 21.633

These data/results cannot be reproduced, stored and/or transmitted in whole or in part by any manner of electronic, mechanical, photocopying, recording, broadcasting or otherwise now known or herein after developed without the previous express consent by the copyright owner, except for reproduction in daily press and regular printed publications on sale to the public within 60 days of the event related to those data/results and always provided that copyright symbol appears together as follows below.  
© DORNA, 2022





# Free Practice Nr. 2

# MotoGP

Lap	Lap Time	T1	T2	T3	T4	Speed	Lap	Lap Time	T1	T2	T3	T4	Speed
Run # 2	Front Tyre	Slick-Soft	Rear Tyre	Slick-Soft			10	13'56.876	40.858	17.649	31.835	26.893	242.3
		New Tyre		New Tyre			11	<b>1'44.569</b>	34.558	15.577	30.196	24.238	286.6
9	15'51.416	35.801	16.140	29.453	23.637	270.1	12	<b>1'40.039</b>	33.088	15.092	28.509	23.350	296.3
10	<b>1'37.806</b>	32.503	14.584	27.943	22.776	299.2	13	<b>1'38.293</b>	32.136	14.698	28.350	23.109	299.2
11	<b>1'36.530</b>	31.499	14.380	28.010	22.641	303.7	14	<b>1'37.012</b>	31.844	14.545	27.951	22.672	297.8
12	<b>1'35.976</b>	31.643	14.226	27.835	22.272	302.9	15	<b>1'36.059</b>	31.491	14.465	27.731	22.372	297.8
13	<b>1'35.235</b>	31.097	14.291	<b>27.754</b>	22.093	302.2	16	<b>1'46.428</b>	34.432	15.043	32.647	24.306	290.0
14	<b>1'35.280</b>	31.170	14.155	27.855	22.100	303.7	17	<b>1'35.898</b>	31.448	14.294	27.770	22.386	299.2
15	<b>1'34.902</b>	<b>31.085</b>	<b>14.042</b>	27.780	<b>21.995</b>	303.7	18	1'39.340 *	31.392*	14.378	30.899	22.671	<b>300.0</b>
16	1'40.060 *	35.185*	14.516	28.146	22.213	302.2	19	<b>1'35.222</b>	<b>31.230</b>	<b>14.250</b>	<b>27.568</b>	<b>22.174</b>	298.5
17	1'38.685 *	32.341*	15.687	28.276	22.381	269.0							
18	<b>1'35.324</b>	31.200	14.223	27.796	22.105	<b>304.4</b>							

**21st 32 Lorenzo SAVADORI** APRILIA ITA  
Aprilia Racing

Runs=1 Total laps=19 Full laps=14

Run # 1	Front Tyre	Wet-Medium	Rear Tyre	Wet-Soft		
		New Tyre		New Tyre		
1	2'12.105	38.986	16.483	31.347	25.474	266.0
2	<b>1'45.796</b>	34.895	15.748	30.712	24.441	283.9
3	<b>1'44.718</b>	34.124	15.447	30.438	24.709	285.9
4	<b>1'52.362</b>	40.034	16.619	31.555	24.154	270.7
5	<b>1'56.655</b>	34.274	15.461	37.443	29.477	291.4
6	<b>1'43.831</b>	34.420	15.180	30.296	23.935	292.8
7	1'58.983 P	39.141	16.079	31.603	32.160	281.3

Run # 2	Front Tyre	Slick-Soft	Rear Tyre	Slick-Soft		
		New Tyre		New Tyre		
8	13'30.398	37.143	16.074	30.158	24.584	282.0
9	<b>1'40.391</b>	33.803	14.836	28.500	23.252	296.3
10	<b>1'38.641</b>	32.294	14.659	28.597	23.091	298.5
11	<b>1'37.918</b>	31.964	14.488	28.364	23.102	299.2
12	<b>1'38.652</b>	31.960	14.981	28.988	22.723	301.4
13	<b>1'35.961</b>	31.571	14.323	27.753	22.314	302.9
14	1'35.953 *	31.402	14.358	27.874*	22.319	<b>303.7</b>
15	<b>1'35.594</b>	31.319	14.335	<b>27.737</b>	22.203	302.2
16	<b>2'03.156</b>	38.131	14.932	42.653	27.440	294.2
17	<b>1'46.242</b>	37.416	15.143	28.993	24.690	296.3
18	1'45.837 *	32.417*	15.824	29.940	27.656	296.3
19	<b>1'35.081</b>	<b>31.284</b>	<b>14.136</b>	27.819	<b>21.842</b>	301.4

**22nd 87 Remy GARDNER** KTM AUS  
Tech3 KTM Factory Racing

Runs=1 Total laps=19 Full laps=14

Run # 1	Front Tyre	Wet-Soft	Rear Tyre	Wet-Soft		
		19 Laps at start		19 Laps at start		
1	2'05.445	38.150	17.166	32.362	25.754	267.8
2	1'51.167 *	35.801	15.913	34.654*	24.799	287.3
3	<b>1'44.622</b>	34.618	15.657	30.026	24.321	277.5
4	<b>1'43.740</b>	34.113	15.270	29.989	24.368	281.3
5	<b>1'43.987</b>	34.338	15.267	29.983	24.399	285.3
6	<b>1'54.101</b>	40.494	16.123	32.777	24.707	272.0
7	<b>1'43.413</b>	34.085	15.199	29.898	24.231	287.3
8	<b>1'43.309</b>	34.008	15.064	29.944	24.293	293.5
9	1'57.356 P	34.219	15.951	34.376	32.810	284.6

Run # 2	Front Tyre	Slick-Soft	Rear Tyre	Slick-Medium		
		New Tyre		New Tyre		

**23rd 40 Darryn BINDER** YAMAHA RSA  
WithU Yamaha RNF MotoGP Team

Runs=1 Total laps=15 Full laps=11

Run # 1	Front Tyre	Wet-Soft	Rear Tyre	Wet-Soft		
		18 Laps at start		18 Laps at start		
1	2'07.501	36.327	17.406	32.620	26.122	258.7
2	<b>1'46.938</b>	34.997	15.994	31.007	24.940	290.7
3	<b>1'44.731</b>	34.291	15.708	30.129	24.603	293.5
4	<b>1'44.670</b>	34.166	15.579	30.391	24.534	294.2
5	<b>1'45.042</b>	34.349	15.743	30.298	24.652	291.4
6	2'00.889 P	40.017	16.184	30.997	33.691	284.6

Run # 2	Front Tyre	Slick-Soft	Rear Tyre	Slick-Soft		
		New Tyre		New Tyre		
7	20'56.512	37.809	16.693	30.784	24.858	271.3
8	<b>1'41.435</b>	33.636	15.228	28.888	23.683	293.5
9	<b>1'39.935</b>	32.548	15.112	28.959	23.316	296.3
10	<b>1'41.414</b>	32.501	14.988	28.219	25.706	300.7
11	<b>1'37.762</b>	32.013	14.696	28.013	23.040	<b>302.9</b>
12	<b>1'37.525</b>	31.780	14.637	28.054	23.054	299.2
13	<b>1'38.907</b>	34.062	14.407	27.802	22.636	302.2
14	1'39.180 *	31.780*	14.630	30.118	22.652	302.2
15	<b>1'35.571</b>	<b>31.367</b>	<b>14.366</b>	<b>27.617</b>	<b>22.221</b>	302.9

**24th 6 Stefan BRADL** HONDA GER  
Repsol Honda Team

Runs=2 Total laps=11 Full laps=7

Run # 1	Front Tyre	Wet-Medium	Rear Tyre	Wet-Medium		
		New Tyre		New Tyre		
1	2'26.766	35.331	17.052	32.618	25.602	246.2
2	<b>1'45.171</b>	34.901	15.422	30.551	24.297	292.1
3	<b>1'44.470</b>	34.614	15.236	30.139	24.481	294.9
4	<b>1'44.066</b>	34.454	15.325	30.106	24.181	294.2
5	<b>1'56.613</b>	39.345	15.968	36.071	25.229	282.0
6	1'55.199 P	35.718	15.836	31.815	31.830	278.8

Run # 2	Front Tyre	Slick-Soft	Rear Tyre	Slick-Soft		
		New Tyre		New Tyre		
7	22'28.698	35.651	15.915	30.693	24.209	276.9
8	<b>1'39.374</b>	32.962	14.846	28.440	23.126	297.8
9	<b>1'36.990</b>	32.029	14.555	27.854	22.552	300.7
10	<b>1'35.951</b>	31.541	14.412	<b>27.730</b>	<b>22.268</b>	301.4
	unfinished	<b>31.389</b>	<b>14.239</b>			<b>302.2</b>

**Fastest Lap:** Francesco BAGNAIA Ducati Lenovo Team ITA **1'33.274** 30.661 13.846 27.134 21.633

These data/results cannot be reproduced, stored and/or transmitted in whole or in part by any manner of electronic, mechanical, photocopying, recording, broadcasting or otherwise now known or herein after developed without the previous express consent by the copyright owner, except for reproduction in daily press and regular printed publications on sale to the public within 60 days of the event related to those data/results and always provided that copyright symbol appears together as follows below.  
© DORNA, 2022



# Free Practice Nr. 2

MotoGP

Lap	Lap Time	T1	T2	T3	T4	Speed	Lap	Lap Time	T1	T2	T3	T4	Speed	
<b>25th</b>	<b>25</b>	Raul FERNANDEZ		KTM		SPA	Tech3 KTM Factory Racing							
		Runs=2		Total laps=17		Full laps=11								
<b>Run # 1</b>	<b>Front Tyre</b>	<b>Wet-Soft</b>		<b>Rear Tyre</b>		<b>Wet-Soft</b>								
		17 Laps at start				17 Laps at start								
1	2'41.698	36.548	16.998	47.764	26.553	262.0								
2	<b>1'47.471</b>	35.420	15.801	31.303	24.947	290.0								
3	<b>1'45.100</b>	34.514	15.403	30.432	24.751	282.0								
4	<b>1'44.735</b>	34.235	15.525	30.309	24.666	285.9								
5	2'01.319 P	34.075	18.683*	35.310	33.251	288.0								
<b>Run # 2</b>	<b>Front Tyre</b>	<b>Wet-Medium</b>		<b>Rear Tyre</b>		<b>Wet-Medium</b>								
		New Tyre				New Tyre								
6	12'55.091	37.654	16.160	31.589	29.191	273.2								
7	<b>1'43.316</b>	34.311	15.242	29.773	23.990	292.1								
8	1'57.399 P	35.925	16.282	32.097	33.095	267.2								
<b>Run # 3</b>	<b>Front Tyre</b>	<b>Slick-Soft</b>		<b>Rear Tyre</b>		<b>Slick-Soft</b>								
		New Tyre				New Tyre								
9	6'01.213	37.723	17.063	32.721	24.789	274.4								
10	<b>1'42.063</b>	33.937	15.226	29.226	23.674	290.7								
11	<b>1'44.343</b>	37.104	15.083	28.909	23.247	292.1								
12	<b>1'38.973</b>	32.648	14.879	28.598	22.848	297.0								
13	<b>1'38.104</b>	32.391	14.616	28.340	22.757	297.8								
14	1'37.888 *	32.038	14.500	28.550*	22.800	297.0								
15	<b>1'36.854</b>	31.835	14.368	28.197	22.454	298.5								
16	<b>1'39.414</b>	33.239	15.074	28.083	23.018	279.4								
17	<b>1'36.226</b>	31.620	14.352	27.937	22.317	297.8								

**Fastest Lap:** Francesco BAGNAIA      Ducati Lenovo Team      ITA      **1'33.274**      30.661      13.846      27.134      21.633

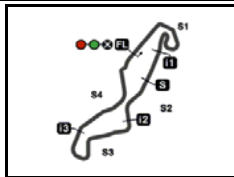
These data/results cannot be reproduced, stored and/or transmitted in whole or in part by any manner of electronic, mechanical, photocopying, recording, broadcasting or otherwise now known or herein after developed without the previous express consent by the copyright owner, except for reproduction in daily press and regular printed publications on sale to the public within 60 days of the event related to those data/results and always provided that copyright symbol appears together as follows below.  
© DORNA, 2022

Official MotoGP Timing by **TISSOT**  
www.motogp.com

Assen, Friday, June 24, 2022

Page 7 of 7





4542 m.

# MOTUL TT ASSEN

## Free Practice Nr. 2

### Best Partial Times

MotoGP™


*IT* Ideal Lap Time, sum of the best partial times*BT* Best Lap Time

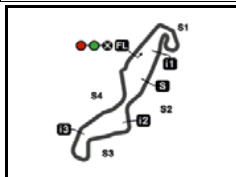
<i>T1</i>		<i>T2</i>		<i>T3</i>		<i>T4</i>				<i>IT</i>	<i>BT</i>	
Pos	Rider	Time	Rider	Time	Rider	Time	Rider	Time	Pos	Rider		
1	F.QUARTARARO	30.604	A.ESPARGARO	13.819	F.QUARTARARO	27.102	F.BAGNAIA	21.633	1	F.BAGNAIA	1'33.274	1'33.274 (1)
2	A.ESPARGARO	30.611	F.BAGNAIA	13.846	F.BAGNAIA	27.134	A.ESPARGARO	21.717	2	A.ESPARGARO	1'33.417	1'33.452 (2)
3	J.MIR	30.642	J.ZARCO	13.890	A.RINS	27.173	M.VIÑALES	21.722	3	F.QUARTARAR	1'33.579	1'33.579 (3)
4	F.BAGNAIA	30.661	E.BASTIANINI	13.896	A.ESPARGARO	27.270	F.QUARTARARO	21.780	4	A.RINS	1'33.611	1'33.611 (4)
5	J.MILLER	30.707	B.BINDER	13.903	J.MIR	27.271	A.RINS	21.784	5	J.MILLER	1'33.833	1'33.833 (5)
6	J.ZARCO	30.709	A.RINS	13.925	J.ZARCO	27.292	M.BEZZECCHI	21.798	6	J.ZARCO	1'33.843	1'34.286 (9)
7	A.RINS	30.729	M.VIÑALES	13.941	J.MILLER	27.309	B.BINDER	21.838	7	M.VIÑALES	1'33.898	1'33.938 (7)
8	L.MARINI	30.782	J.MILLER	13.963	M.BEZZECCHI	27.383	L.SAVADORI	21.842	8	J.MIR	1'33.899	1'33.899 (6)
9	E.BASTIANINI	30.808	T.NAKAGAMI	13.969	P.ESPARGARO	27.396	J.MILLER	21.854	9	B.BINDER	1'34.065	1'34.127 (8)
10	M.VIÑALES	30.809	A.DOVIZIOSO	14.007	B.BINDER	27.398	J.MIR	21.873	10	E.BASTIANINI	1'34.288	1'34.316 (11)
11	A.DOVIZIOSO	30.872	M.OLIVEIRA	14.027	M.VIÑALES	27.426	L.MARINI	21.914	11	M.BEZZECCHI	1'34.312	1'34.312 (10)
12	B.BINDER	30.926	M.BEZZECCHI	14.032	M.OLIVEIRA	27.444	A.MARQUEZ	21.924	12	T.NAKAGAMI	1'34.392	1'34.504 (12)
13	F.MORBIDELLI	30.954	F.DI GIANNANTO	14.042	T.NAKAGAMI	27.466	J.ZARCO	21.952	13	M.OLIVEIRA	1'34.419	1'34.676 (16)
14	T.NAKAGAMI	30.964	A.MARQUEZ	14.049	A.MARQUEZ	27.476	M.OLIVEIRA	21.958	14	A.DOVIZIOSO	1'34.512	1'34.650 (15)
15	M.OLIVEIRA	30.990	F.QUARTARARO	14.093	A.DOVIZIOSO	27.499	J.MARTIN	21.963	15	L.MARINI	1'34.522	1'34.536 (13)
16	J.MARTIN	31.044	J.MIR	14.113	E.BASTIANINI	27.499	T.NAKAGAMI	21.993	16	A.MARQUEZ	1'34.562	1'34.599 (14)
17	F.DI GIANNANTO	31.085	P.ESPARGARO	14.134	F.MORBIDELLI	27.506	F.DI GIANNANTO	21.995	17	P.ESPARGAR	1'34.751	1'34.834 (19)
18	M.BEZZECCHI	31.099	L.SAVADORI	14.136	R.GARDNER	27.568	P.ESPARGARO	22.051	18	F.MORBIDELLI	1'34.783	1'34.828 (18)
19	A.MARQUEZ	31.113	J.MARTIN	14.144	L.MARINI	27.611	E.BASTIANINI	22.085	19	J.MARTIN	1'34.823	1'34.823 (17)
20	P.ESPARGARO	31.170	F.MORBIDELLI	14.214	D.BINDER	27.617	F.MORBIDELLI	22.109	20	F.DI GIANNAN	1'34.876	1'34.902 (20)
21	R.GARDNER	31.230	L.MARINI	14.215	J.MARTIN	27.672	A.DOVIZIOSO	22.134	21	L.SAVADORI	1'34.999	1'35.081 (21)
22	L.SAVADORI	31.284	S.BRADL	14.239	S.BRADL	27.730	R.GARDNER	22.174	22	R.GARDNER	1'35.222	1'35.222 (22)
23	D.BINDER	31.367	R.GARDNER	14.250	L.SAVADORI	27.737	D.BINDER	22.221	23	D.BINDER	1'35.571	1'35.571 (23)
24	S.BRADL	31.389	R.FERNANDEZ	14.352	F.DI GIANNANTO	27.754	S.BRADL	22.268	24	S.BRADL	1'35.626	1'35.951 (24)

These data/results cannot be reproduced, stored and/or transmitted in whole or in part by any manner of electronic, mechanical, photocopying, recording, broadcasting or otherwise now known or herein after developed without the previous express consent by the copyright owner, except for reproduction in daily press and regular printed publications on sale to the public within 60 days of the event related to those data/results and always provided that copyright symbol appears together as follows below.  
© DORNA, 2022



TT Circuit Assen

Results and timing service provided by  **TISSOT**



4542 m.

**MOTUL TT ASSEN**  
**Free Practice Nr. 2**  
**Best Partial Times**

**MotoGP™**

*IT* Ideal Lap Time, sum of the best partial times

*BT* Best Lap Time

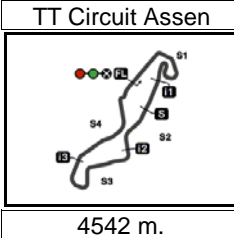
<b>T1</b>		<b>T2</b>		<b>T3</b>		<b>T4</b>				<i>IT</i>	<i>BT</i>	
<i>Pos</i>	<i>Rider</i>	<i>Time</i>	<i>Rider</i>	<i>Time</i>	<i>Rider</i>	<i>Time</i>	<i>Rider</i>	<i>Time</i>	<i>Pos</i>	<i>Rider</i>		
25	R.FERNANDEZ	31.620	D.BINDER	14.366	R.FERNANDEZ	27.937	R.FERNANDEZ	22.317	25	R.FERNANDEZ	1'36.226	1'36.226 (25)

These data/results cannot be reproduced, stored and/or transmitted in whole or in part by any manner of electronic, mechanical, photocopying, recording, broadcasting or otherwise now known or herein after developed without the previous express consent by the copyright owner, except for reproduction in daily press and regular printed publications on sale to the public within 60 days of the event related to those data/results and always provided that copyright symbol appears together as follows below.  
 © DORNA, 2022

Official MotoGP Timing by **TISSOT**  
[www.motogp.com](http://www.motogp.com)







## MOTUL TT ASSEN

### Free Practice Nr. 2

### Fastest Laps Sequence

*Practice Time**Rider**Nation**Motorcycle**Time**Km/h**Rider's Lap*

<b>3'47.052</b>	21 <b>Franco MORBIDELLI</b>	ITA	YAMAHA	<b>1'45.966</b>	154.3	2
<b>3'47.403</b>	10 <b>Luca MARINI</b>	ITA	DUCATI	<b>1'45.948</b>	154.3	2
<b>3'48.572</b>	73 <b>Alex MARQUEZ</b>	SPA	HONDA	<b>1'45.139</b>	155.5	2
<b>4'29.211</b>	42 <b>Alex RINS</b>	SPA	SUZUKI	<b>1'44.435</b>	156.5	2
<b>4'53.202</b>	20 <b>Fabio QUARTARARO</b>	FRA	YAMAHA	<b>1'44.015</b>	157.2	2
<b>5'31.946</b>	73 <b>Alex MARQUEZ</b>	SPA	HONDA	<b>1'43.374</b>	158.1	3
<b>5'35.235</b>	88 <b>Miguel OLIVEIRA</b>	POR	KTM	<b>1'43.091</b>	158.6	3
<b>5'58.268</b>	41 <b>Aleix ESPARGARO</b>	SPA	APRILIA	<b>1'42.701</b>	159.2	3
<b>9'34.864</b>	41 <b>Aleix ESPARGARO</b>	SPA	APRILIA	<b>1'42.457</b>	159.5	5
<b>9'49.858</b>	42 <b>Alex RINS</b>	SPA	SUZUKI	<b>1'42.312</b>	159.8	5
<b>10'48.965</b>	73 <b>Alex MARQUEZ</b>	SPA	HONDA	<b>1'42.115</b>	160.1	6
<b>18'06.087</b>	21 <b>Franco MORBIDELLI</b>	ITA	YAMAHA	<b>1'41.834</b>	160.5	10
<b>20'29.993</b>	88 <b>Miguel OLIVEIRA</b>	POR	KTM	<b>1'40.540</b>	162.6	9
<b>22'52.895</b>	5 <b>Johann ZARCO</b>	FRA	DUCATI	<b>1'39.511</b>	164.3	9
<b>27'26.728</b>	10 <b>Luca MARINI</b>	ITA	DUCATI	<b>1'38.880</b>	165.3	10
<b>29'04.976</b>	10 <b>Luca MARINI</b>	ITA	DUCATI	<b>1'38.248</b>	166.4	11
<b>30'42.445</b>	10 <b>Luca MARINI</b>	ITA	DUCATI	<b>1'37.469</b>	167.7	12
<b>33'24.139</b>	43 <b>Jack MILLER</b>	AUS	DUCATI	<b>1'36.979</b>	168.6	11
<b>33'36.639</b>	88 <b>Miguel OLIVEIRA</b>	POR	KTM	<b>1'36.281</b>	169.8	14
<b>34'20.472</b>	20 <b>Fabio QUARTARARO</b>	FRA	YAMAHA	<b>1'36.255</b>	169.8	13
<b>34'43.516</b>	63 <b>Francesco BAGNAIA</b>	ITA	DUCATI	<b>1'36.177</b>	170.0	12
<b>34'56.053</b>	72 <b>Marco BEZZECCHI</b>	ITA	DUCATI	<b>1'35.880</b>	170.5	13
<b>36'19.012</b>	63 <b>Francesco BAGNAIA</b>	ITA	DUCATI	<b>1'35.496</b>	171.2	13
<b>36'46.433</b>	43 <b>Jack MILLER</b>	AUS	DUCATI	<b>1'35.153</b>	171.8	13
<b>36'48.970</b>	88 <b>Miguel OLIVEIRA</b>	POR	KTM	<b>1'34.676</b>	172.7	16
<b>39'28.639</b>	63 <b>Francesco BAGNAIA</b>	ITA	DUCATI	<b>1'34.498</b>	173.0	15
<b>41'21.461</b>	72 <b>Marco BEZZECCHI</b>	ITA	DUCATI	<b>1'34.312</b>	173.3	17
<b>42'19.393</b>	20 <b>Fabio QUARTARARO</b>	FRA	YAMAHA	<b>1'33.908</b>	174.1	18
<b>44'17.951</b>	63 <b>Francesco BAGNAIA</b>	ITA	DUCATI	<b>1'33.800</b>	174.3	18
<b>45'08.142</b>	41 <b>Aleix ESPARGARO</b>	SPA	APRILIA	<b>1'33.452</b>	174.9	15
<b>45'51.225</b>	63 <b>Francesco BAGNAIA</b>	ITA	DUCATI	<b>1'33.274</b>	175.3	19

These data/results cannot be reproduced, stored and/or transmitted in whole or in part by any manner of electronic, mechanical, photocopying, recording, broadcasting or otherwise now known or herein after developed without the previous express consent by the copyright owner, except for reproduction in daily press and regular printed publications on sale to the public within 60 days of the event related to those data/results and always provided that copyright symbol appears together as follows below.

© DORNA, 2022

Official MotoGP Timing by TISSOT  
www.motogp.com



Assen, Friday, June 24, 2022