




4542 m.

## MOTUL TT ASSEN

### Free Practice Nr. 3

### Classification

10

	Rider	Nation	Team	Motorcycle	Time	Lap Total	Gap	Top Speed
1	41 <b>Aleix ESPARGARO</b>	SPA	Aprilia Racing	APRILIA	<b>1'32.164</b>	17 19		<b>307.5</b>
2	20 <b>Fabio QUARTARARO</b>	FRA	Monster Energy Yamaha MotoGP	YAMAHA	<b>1'32.205</b>	18 22	0.041 0.041	<b>301.4</b>
3	42 <b>Alex RINS</b>	SPA	Team SUZUKI ECSTAR	SUZUKI	<b>1'32.320</b>	18 20	0.156 0.115	<b>306.7</b>
4	30 <b>Takaaki NAKAGAMI</b>	JPN	LCR Honda IDEMITSU	HONDA	<b>1'32.355</b>	21 21	0.191 0.035	<b>305.2</b>
5	72 <b>Marco BEZZECCHI</b>	ITA	Mooney VR46 Racing Team	DUCATI	<b>1'32.382</b>	18 20	0.218 0.027	<b>309.0</b>
6	63 <b>Francesco BAGNAIA</b>	ITA	Ducati Lenovo Team	DUCATI	<b>1'32.440</b>	15 20	0.276 0.058	<b>312.2</b>
7	12 <b>Maverick VIÑALES</b>	SPA	Aprilia Racing	APRILIA	<b>1'32.487</b>	18 22	0.323 0.047	<b>307.5</b>
8	89 <b>Jorge MARTIN</b>	SPA	Prima Pramac Racing	DUCATI	<b>1'32.592</b>	20 21	0.428 0.105	<b>308.3</b>
9	5 <b>Johann ZARCO</b>	FRA	Prima Pramac Racing	DUCATI	<b>1'32.726</b>	16 18	0.562 0.134	<b>307.5</b>
10	43 <b>Jack MILLER</b>	AUS	Ducati Lenovo Team	DUCATI	<b>1'32.878</b>	14 19	0.714 0.152	<b>310.6</b>
11	36 <b>Joan MIR</b>	SPA	Team SUZUKI ECSTAR	SUZUKI	<b>1'32.962</b>	16 20	0.798 0.084	<b>302.9</b>
12	49 <b>Fabio DI GIANNANTONIO</b>	ITA	Gresini Racing MotoGP	DUCATI	<b>1'32.999</b>	15 17	0.835 0.037	<b>306.7</b>
13	21 <b>Franco MORBIDELLI</b>	ITA	Monster Energy Yamaha MotoGP	YAMAHA	<b>1'33.036</b>	14 16	0.872 0.037	<b>300.0</b>
14	33 <b>Brad BINDER</b>	RSA	Red Bull KTM Factory Racing	KTM	<b>1'33.128</b>	14 18	0.964 0.092	<b>302.2</b>
15	88 <b>Miguel OLIVEIRA</b>	POR	Red Bull KTM Factory Racing	KTM	<b>1'33.148</b>	18 19	0.984 0.020	<b>306.0</b>
16	10 <b>Luca MARINI</b>	ITA	Mooney VR46 Racing Team	DUCATI	<b>1'33.177</b>	10 14	1.013 0.029	<b>308.3</b>
17	23 <b>Enea BASTIANINI</b>	ITA	Gresini Racing MotoGP	DUCATI	<b>1'33.261</b>	12 15	1.097 0.084	<b>314.6</b>
18	32 <b>Lorenzo SAVADORI</b>	ITA	Aprilia Racing	APRILIA	<b>1'33.281</b>	21 21	1.117 0.020	<b>304.4</b>
19	4 <b>Andrea DOVIZIOSO</b>	ITA	WithU Yamaha RNF MotoGP Tea	YAMAHA	<b>1'33.346</b>	21 23	1.182 0.065	<b>301.4</b>
20	73 <b>Alex MARQUEZ</b>	SPA	LCR Honda CASTROL	HONDA	<b>1'33.605</b>	16 20	1.441 0.259	<b>307.5</b>
21	87 <b>Remy GARDNER</b>	AUS	Tech3 KTM Factory Racing	KTM	<b>1'33.639</b>	15 19	1.475 0.034	<b>306.0</b>
22	6 <b>Stefan BRADL</b>	GER	Repsol Honda Team	HONDA	<b>1'34.180</b>	15 19	2.016 0.541	<b>304.4</b>
23	25 <b>Raul FERNANDEZ</b>	SPA	Tech3 KTM Factory Racing	KTM	<b>1'34.623</b>	15 19	2.459 0.443	<b>302.2</b>
24	40 <b>Darryn BINDER</b>	RSA	WithU Yamaha RNF MotoGP Tea	YAMAHA	<b>1'34.957</b>	12 19	2.793 0.334	<b>302.9</b>

Practice condition: **Dry**Air: **22°**Humidity: **65%**Ground: **29°**

<b>Fastest Lap:</b>	Lap: 17	<b>Aleix ESPARGARO</b>	<b>1'32.164</b>	177.4 Km/h
<b>Best Race Lap:</b>	2021	<b>Fabio QUARTARARO</b>	<b>1'32.869</b>	176.0 Km/h
<b>All Time Lap Record:</b>	2021	<b>Maverick VIÑALES</b>	<b>1'31.814</b>	178.0 Km/h

The results are provisional until the end of the limit for protest and appeals.

Time limit for protest expires 30' after publication of the results - ..... Time: .....

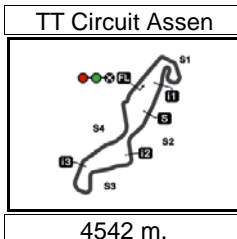
These data/results cannot be reproduced, stored and/or transmitted in whole or in part by any manner of electronic, mechanical, photocopying, recording, broadcasting or otherwise now known or herein after developed without the previous express consent by the copyright owner, except for reproduction in daily press and regular printed publications on sale to the public within 60 days of the event related to those data/results and always provided that copyright symbol appears together as follows below.

© DORNA, 2022

Official MotoGP Timing by **TISSOT**  
www.motogp.com

Assen, Saturday, June 25, 2022






## MOTUL TT ASSEN

### Free Practice Nr. 3

### Combined Free Practice Times

11

	Rider	Nation	Team	MOTORCYCLE	FP1	FP2	FP3	Gap
1	41 <b>A.ESPARGARO</b>	SPA	Aprilia Racing	APRILIA	1'43.030 12	1'41.360 8	<b>1'32.164</b> 17	
2	20 <b>F.QUARTARARO</b>	FRA	Monster Energy Yamaha MotoGP	YAMAHA	1'44.248 13	1'33.579 20	<b>1'32.205</b> 18	0.041 0.041
3	42 <b>A.RINS</b>	SPA	Team SUZUKI ECSTAR	SUZUKI	1'43.116 10	1'33.611 14	<b>1'32.320</b> 18	0.156 0.115
4	30 <b>T.NAKAGAMI</b>	JPN	LCR Honda IDEMITSU	HONDA	1'43.818 16	1'34.504 19	<b>1'32.355</b> 21	0.191 0.035
5	72 <b>M.BEZZECCHI</b>	ITA	Mooney VR46 Racing Team	DUCATI	1'43.542 17	1'34.312 17	<b>1'32.382</b> 18	0.218 0.027
6	63 <b>F.BAGNAIA</b>	ITA	Ducati Lenovo Team	DUCATI	1'43.424 16	1'33.274 19	<b>1'32.440</b> 15	0.276 0.058
7	12 <b>M.VIÑALES</b>	SPA	Aprilia Racing	APRILIA	1'43.417 17	1'33.938 17	<b>1'32.487</b> 18	0.323 0.047
8	89 <b>J.MARTIN</b>	SPA	Prima Pramac Racing	DUCATI	1'43.189 20	1'34.823 17	<b>1'32.592</b> 20	0.428 0.105
9	5 <b>J.ZARCO</b>	FRA	Prima Pramac Racing	DUCATI	1'43.150 20	1'34.286 18	<b>1'32.726</b> 16	0.562 0.134
10	43 <b>J.MILLER</b>	AUS	Ducati Lenovo Team	DUCATI	1'42.589 13	1'33.833 18	<b>1'32.878</b> 14	0.714 0.152
11	36 <b>J.MIR</b>	SPA	Team SUZUKI ECSTAR	SUZUKI	1'42.698 16	1'33.899 21	<b>1'32.962</b> 16	0.798 0.084
12	49 <b>F.DI GIANNANTO</b>	ITA	Gresini Racing MotoGP	DUCATI	1'43.481 16	1'34.902 15	<b>1'32.999</b> 15	0.835 0.037
13	21 <b>F.MORBIDELLI</b>	ITA	Monster Energy Yamaha MotoGP	YAMAHA	1'43.724 12	1'34.828 18	<b>1'33.036</b> 14	0.872 0.037
14	33 <b>B.BINDER</b>	RSA	Red Bull KTM Factory Racing	KTM	1'43.514 18	1'34.127 21	<b>1'33.128</b> 14	0.964 0.092
15	88 <b>M.OLIVEIRA</b>	POR	Red Bull KTM Factory Racing	KTM	1'43.091 19	1'34.676 16	<b>1'33.148</b> 18	0.984 0.020
16	10 <b>L.MARINI</b>	ITA	Mooney VR46 Racing Team	DUCATI	1'45.392 17	1'34.536 18	<b>1'33.177</b> 10	1.013 0.029
17	23 <b>E.BASTIANINI</b>	ITA	Gresini Racing MotoGP	DUCATI	1'46.446 11	1'34.316 15	<b>1'33.261</b> 12	1.097 0.084
18	32 <b>L.SAVADORI</b>	ITA	Aprilia Racing	APRILIA	1'44.968 14	1'35.081 19	<b>1'33.281</b> 21	1.117 0.020
19	4 <b>A.DOVIZIOSO</b>	ITA	WithU Yamaha RNF MotoGP Team	YAMAHA	1'44.825 13	1'34.650 17	<b>1'33.346</b> 21	1.182 0.065
20	73 <b>A.MARQUEZ</b>	SPA	LCR Honda CASTROL	HONDA	1'42.959 17	1'34.599 17	<b>1'33.605</b> 16	1.441 0.259
21	87 <b>R.GARDNER</b>	AUS	Tech3 KTM Factory Racing	KTM	1'45.282 19	1'35.222 19	<b>1'33.639</b> 15	1.475 0.034
22	6 <b>S.BRADL</b>	GER	Repsol Honda Team	HONDA	1'44.265 15	1'35.951 10	<b>1'34.180</b> 15	2.016 0.541
23	25 <b>R.FERNANDEZ</b>	SPA	Tech3 KTM Factory Racing	KTM	1'44.285 17	1'36.226 17	<b>1'34.623</b> 15	2.459 0.443
24	40 <b>D.BINDER</b>	RSA	WithU Yamaha RNF MotoGP Team	YAMAHA	1'44.602 18	1'35.571 15	<b>1'34.957</b> 12	2.793 0.334

<b>Pole Position Record:</b>	2021	<b>Maverick VIÑALES</b>	<b>1'31.814</b>	178.0 Km/h
<b>Best Race Lap:</b>	2021	<b>Fabio QUARTARARO</b>	<b>1'32.869</b>	176.0 Km/h
<b>All Time Lap Record:</b>	2021	<b>Maverick VIÑALES</b>	<b>1'31.814</b>	178.0 Km/h

The results are provisional until the end of the limit for protest and appeals.

Time limit for protest expires 60' after publication of the results - ..... Time: .....

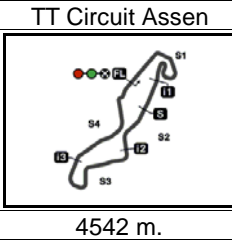
These data/results cannot be reproduced, stored and/or transmitted in whole or in part by any manner of electronic, mechanical, photocopying, recording, broadcasting or otherwise now known or herein after developed without the previous express consent by the copyright owner, except for reproduction in daily press and regular printed publications on sale to the public within 60 days of the event related to those data/results and always provided that copyright symbol appears together as follows below.

© DORNA, 2022

Official MotoGP Timing by TISSOT  
www.motogp.com

Assen, Saturday, June 25, 2022





## MOTUL TT ASSEN

### Free Practice Nr. 3

### Top Speed & Average

12



Rider	Nation	Motorcycle	Top 5 speeds					Average	Top
23 Enea BASTIANINI	ITA	DUCATI	314.6	311.4	309.8	309.0	308.3	310.2	314.6
63 Francesco BAGNAIA	ITA	DUCATI	312.2	309.8	309.0	308.3	307.5	308.7	312.2
43 Jack MILLER	AUS	DUCATI	310.6	310.6	309.0	308.3	306.7	309.0	310.6
72 Marco BEZZECCHI	ITA	DUCATI	309.0	309.0	309.0	308.3	307.5	308.4	309.0
10 Luca MARINI	ITA	DUCATI	308.3	308.3	306.7	306.7	305.2	307.0	308.3
89 Jorge MARTIN	SPA	DUCATI	308.3	308.3	306.7	306.0	306.0	307.1	308.3
5 Johann ZARCO	FRA	DUCATI	307.5	306.0	306.0	305.2	305.2	305.8	307.5
12 Maverick VIÑALES	SPA	APRILIA	307.5	306.7	306.7	306.7	306.7	306.9	307.5
41 Aleix ESPARGARO	SPA	APRILIA	307.5	307.5	306.0	306.0	305.2	306.4	307.5
73 Alex MARQUEZ	SPA	HONDA	307.5	306.0	305.2	304.4	304.4	305.3	307.5
42 Alex RINS	SPA	SUZUKI	306.7	306.0	304.4	304.4	303.7	304.7	306.7
49 Fabio DI GIANNANTONIO	ITA	DUCATI	306.7	305.2	304.4	304.4	303.7	304.9	306.7
87 Remy GARDNER	AUS	KTM	306.0	305.2	301.4	301.4	300.7	302.9	306.0
88 Miguel OLIVEIRA	POR	KTM	306.0	303.7	303.7	302.9	302.9	303.7	306.0
30 Takaaki NAKAGAMI	JPN	HONDA	305.2	302.9	302.2	302.2	301.4	302.4	305.2
6 Stefan BRADL	GER	HONDA	304.4	304.4	303.7	302.2	301.4	303.2	304.4
32 Lorenzo SAVADORI	ITA	APRILIA	304.4	302.9	301.4	300.0	299.2	301.2	304.4
36 Joan MIR	SPA	SUZUKI	302.9	302.2	302.2	301.4	301.4	301.9	302.9
40 Darryn BINDER	RSA	YAMAHA	302.9	302.9	301.4	301.4	300.7	301.7	302.9
25 Raul FERNANDEZ	SPA	KTM	302.2	302.2	302.2	301.4	300.7	301.7	302.2
33 Brad BINDER	RSA	KTM	302.2	302.2	301.4	301.4	301.4	301.7	302.2
4 Andrea DOVIZIOSO	ITA	YAMAHA	301.4	300.7	300.0	299.2	299.2	300.0	301.4
20 Fabio QUARTARARO	FRA	YAMAHA	301.4	301.4	300.7	300.7	300.7	300.9	301.4
21 Franco MORBIDELLI	ITA	YAMAHA	300.0	300.0	299.2	298.5	298.5	299.1	300.0

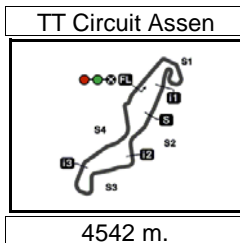
These data/results cannot be reproduced, stored and/or transmitted in whole or in part by any manner of electronic, mechanical, photocopying, recording, broadcasting or otherwise now known or herein after developed without the previous express consent by the copyright owner, except for reproduction in daily press and regular printed publications on sale to the public within 60 days of the event related to those data/results and always provided that copyright symbol appears together as follows below.

© DORNA, 2022

Official MotoGP Timing by TISSOT  
www.motogp.com



Assen, Saturday, June 25, 2022



**MOTUL TT ASSEN**  
**Free Practice Nr. 3**

**Chronological Analysis of Performances**

**13**

\* Lap / Sector time cancelled      **T1** Time from finish line to 1st intermediate      **T3** Time from 2nd intermed. to 3rd intermed.  
**P** Crossing the finish line in pit lane      **T2** Time from 1st intermed. to 2nd intermed.      **T4** Time from 3rd intermediate to finish line  
**\*\*** Tyre data subject to further updates

Lap	Lap Time	T1	T2	T3	T4	Speed	Lap	Lap Time	T1	T2	T3	T4	Speed	
<b>1st</b>	<b>41</b>	<b>Alex ESPARGARO</b> APRILIA SPA						12	<b>1'33.257</b>	30.620	13.959	27.141	21.537	300.7
		Aprilia Racing						13	<b>1'33.051</b>	30.523	13.888	27.056	21.584	300.7
		Runs=2 Total laps=19 Full laps=12						14	<b>1'33.057</b>	30.528	13.986	27.084	21.459	300.0
								15	1'49.391 P	37.358	14.682	27.540	29.811	280.0

Run #	1	Front Tyre	Slick-Medium	Rear Tyre	Slick-Medium	Speed
			New Tyre	New Tyre		
1	2'30.119		32.289	15.317	29.142	22.892 297.8
2	<b>1'34.872</b>		31.409	14.172	27.537	21.754 303.7
3	<b>1'33.428</b>		30.674	13.942	27.235	21.577 305.2
4	<b>1'33.988</b>		30.735	14.040	27.475	21.738 303.7
5	<b>1'33.734</b>		30.626	14.047	27.345	21.716 304.4
6	<b>1'33.077</b>		30.548	13.875	27.114	21.540 304.4
7	1'33.711 *		30.632	13.942	27.304	21.833* 303.7
8	<b>1'33.454</b>		30.856	13.996	27.177	21.425 302.9
9	<b>1'33.271</b>		30.627	13.831	27.168	21.645 302.9
10	<b>1'33.498</b>		30.753	13.902	27.241	21.602 304.4
11	<b>1'38.125</b>		34.179	14.388	27.450	22.108 296.3
12	<b>1'33.148</b>		30.630	13.745	27.222	21.551 307.5
13	1'47.059 P		35.520	14.058	28.105	29.376 307.5

Run #	2	Front Tyre	Slick-Medium	Rear Tyre	Slick-Soft	Speed
			New Tyre	New Tyre		
14	10'07.539		31.678	14.437	28.459	23.883 301.4
15	<b>1'32.518</b>		30.396	13.759	27.008	21.355 306.0
16	1'35.247 *		30.239	14.841*	28.081*	22.086 290.0
17	<b>1'32.164</b>		30.229	13.692	26.875	21.368 306.0
18	1'48.792 P		33.235	15.823	28.233	31.501 275.6

Run #	3	Front Tyre	Slick-Medium	Rear Tyre	Slick-Soft	Speed
			5 Laps at start			New Tyre
19	4'53.912		29.955	14.370	27.394	21.382 304.4

2nd	20	<b>Fabio QUARTARARO</b> YAMAHA FRA					
		Monster Energy Yamaha MotoGP					
		Runs=2 Total laps=22 Full laps=12					
Run #	1	Front Tyre	Slick-Medium	Rear Tyre	Slick-Medium	Speed	
			New Tyre	New Tyre			
1	2'58.324		31.572	15.121	28.526	22.489 295.6	
2	<b>1'34.103</b>		30.932	14.206	27.314	21.651 299.2	
3	1'33.692 *		30.667	14.068	27.338*	21.619 299.2	
4	1'39.670 *		34.262	14.308	28.408	22.692* 299.2	
5	<b>1'33.522</b>		30.664	13.963	27.190	21.705 300.0	
6	<b>1'33.223</b>		30.638	13.959	27.125	21.501 300.0	
7	1'38.009 *		30.576	13.950	27.073	26.410* 298.5	
8	<b>1'33.435</b>		30.674	13.931	27.210	21.620 300.7	
9	<b>1'33.150</b>		30.629	13.894	27.126	21.501 299.2	
10	<b>1'32.994</b>		30.560	13.896	27.088	21.450 300.0	
11	<b>1'45.100</b>		30.521	13.862	36.094	24.623 301.4	

Run #	2	Front Tyre	Slick-Medium	Rear Tyre	Slick-Soft	Speed
			New Tyre	New Tyre		
16	8'01.101		31.125	14.355	28.077	22.739 296.3
17	<b>1'39.278</b>		35.733	14.279	27.564	21.702 300.0
18	<b>1'32.205</b>		30.292	13.831	26.778	21.304 301.4
19	1'44.098 P		33.135	14.358	27.870	28.735 294.2

Run #	3	Front Tyre	Slick-Medium	Rear Tyre	Slick-Soft	Speed
			4 Laps at start			New Tyre
20	4'07.494		30.150	14.380	27.247	21.686 299.2
21	1'35.353 *		31.498*	14.416	27.469	21.970 294.2
22	1'32.166 *		30.309*	13.859	26.726	21.272 300.7

3rd	42	<b>Alex RINS</b> SUZUKI SPA					
		Team SUZUKI ECSTAR					
		Runs=3 Total laps=20 Full laps=10					
Run #	1	Front Tyre	Slick-Soft	Rear Tyre	Slick-Medium	Speed	
			New Tyre	New Tyre			
1	2'32.601		32.941	15.005	28.801	22.654 299.2	
2	<b>1'36.901</b>		31.782	14.586	28.117	22.416 302.9	
3	<b>1'34.625</b>		31.151	13.997	27.568	21.909 304.4	
4	<b>1'33.589</b>		30.920	13.888	27.232	21.549 306.7	
5	<b>1'33.519</b>		30.811	13.828	27.153	21.727 306.0	
6	1'50.360 P		35.966	14.574	28.369	31.451 300.0	

Run #	2	Front Tyre	Slick-Medium	Rear Tyre	Slick-Medium	Speed
			New Tyre	6 Laps at start		
7	8'07.616		32.507	15.469	30.694	22.152 272.0
8	<b>1'33.758</b>		30.856	13.922	27.271	21.709 304.4
9	<b>1'33.278</b>		30.710	14.005	27.223	21.340 303.7
10	<b>1'39.703</b>		33.450	14.159	29.641	22.453 303.7
11	<b>1'33.137</b>		30.646	13.901	27.178	21.412 302.9
12	1'51.924 P		37.213	15.336	28.440	30.935 278.1

Run #	3	Front Tyre	Slick-Medium	Rear Tyre	Slick-Soft	Speed
			New Tyre	New Tyre		
13	5'17.761		37.244	14.649	28.063	22.145 300.0
14	1'35.892 *		30.489	14.703*	28.621*	22.079 302.9
15	<b>1'32.715</b>		30.505	13.901	27.048	21.261 303.7
16	1'49.005 P		35.259	14.666	28.207	30.873 300.7

Run #	4	Front Tyre	Slick-Medium	Rear Tyre	Slick-Soft	Speed
			4 Laps at start			New Tyre
17	3'46.359		31.655	14.555	27.845	21.963 300.0
18	<b>1'32.320</b>		30.368	13.892	26.925	21.135 302.2

**Fastest Lap:** Alex ESPARGARO Aprilia Racing SPA **1'32.164** 30.229 13.692 26.875 21.368

These data/results cannot be reproduced, stored and/or transmitted in whole or in part by any manner of electronic, mechanical, photocopying, recording, broadcasting or otherwise now known or herein after developed without the previous express consent by the copyright owner, except for reproduction in daily press and regular printed publications on sale to the public within 60 days of the event related to those data/results and always provided that copyright symbol appears together as follows below.  
© DORNA, 2022



# Free Practice Nr. 3

# MotoGP

Lap	Lap Time	T1	T2	T3	T4	Speed	Lap	Lap Time	T1	T2	T3	T4	Speed
19	1'39.188 *	32.885*	16.375	27.955	21.973	204.6	Run # 3	Front Tyre	Slick-Medium	Rear Tyre	Slick-Soft		
20	1'42.589 *	33.095*	15.454	30.999	23.041	275.6		New Tyre			New Tyre		
<b>4th 30 Takaaki NAKAGAMI</b> HONDA JPN LCR Honda IDEMITSU Runs=3 Total laps=21 Full laps=9							<b>Run # 1</b> Front Tyre Slick-Soft Rear Tyre Slick-Medium New Tyre New Tyre						
1	2'09.861	35.951	16.133	30.059	22.830	276.9	14	6'37.406	32.391	14.782	27.963	22.175	296.3
2	<b>1'35.151</b>	31.479	14.108	27.632	21.932	302.2	15	<b>1'32.771</b>	30.628	13.836	27.005	<b>21.302</b>	306.0
3	<b>1'34.918</b>	31.183	14.440	27.540	21.755	292.8	16	1'55.786 P	43.101	14.328	27.707	30.650	302.2
4	1'34.467 *	30.899	13.943*	27.433*	22.192*	302.9	<b>Run # 4</b> Front Tyre Slick-Medium Rear Tyre Slick-Soft 3 Laps at start New Tyre						
5	1'42.395 P	31.242	13.975	27.664	29.514	<b>305.2</b>	17	3'05.554	33.190	14.549	27.814	22.175	300.0
<b>Run # 2</b> Front Tyre Slick-Soft Rear Tyre Slick-Medium 5 Laps at start 5 Laps at start							18	<b>1'32.382</b>	<b>30.353</b>	<b>13.787</b>	<b>26.888</b>	21.354	306.0
6	5'28.535	32.232	15.103	30.047	21.870	278.8	19	<b>1'42.788</b>	38.229	14.786	27.847	21.926	290.7
7	1'34.030 *	31.074	14.085	27.349	21.522*	300.0	20	1'35.713 *	30.934*	14.632	27.984	22.163	299.2
8	<b>1'33.699</b>	30.908	13.852	27.298	21.641	301.4	<b>6th 63 Francesco BAGNAIA</b> DUCATI ITA Ducati Lenovo Team Runs=3 Total laps=20 Full laps=9						
9	1'34.427 *	31.485	13.956	27.414	21.572*	300.0	<b>Run # 1</b> Front Tyre Slick-Medium Rear Tyre Slick-Medium New Tyre New Tyre						
10	<b>1'41.566</b>	30.754	14.066	35.043	21.703	301.4	1	2'34.010	31.814	14.920	28.493	22.554	297.8
11	<b>1'33.763</b>	30.866	13.904	27.338	21.655	301.4	2	<b>1'35.283</b>	31.369	14.141	27.682	22.091	307.5
12	1'49.483 P	36.838	14.562	28.090	29.993	295.6	3	<b>1'34.582</b>	31.103	14.028	27.690	21.761	306.7
<b>Run # 3</b> Front Tyre Slick-Medium Rear Tyre Slick-Soft New Tyre New Tyre							4	<b>1'33.636</b>	30.883	13.838	27.299	21.616	309.0
13	7'47.275	31.621	14.569	28.117	23.594	298.5	5	<b>1'33.495</b>	30.742	13.877	27.201	21.675	309.8
14	1'32.929 *	30.689	13.788	27.035*	21.417	302.2	6	<b>1'38.651</b>	30.769	14.099	31.312	22.471	<b>312.2</b>
15	<b>1'41.118</b>	35.318	15.713	28.250	21.837	252.8	7	1'42.543 P	30.776	13.893	27.412	30.462	306.7
16	<b>1'32.772</b>	30.526	13.823	26.916	21.507	300.0	<b>Run # 2</b> Front Tyre Slick-Medium Rear Tyre Slick-Medium 7 Laps at start 7 Laps at start						
17	1'46.835 P	34.152	15.255	29.442	27.424	274.4	8	7'34.962	32.723	15.255	28.153	21.980	280.0
<b>Run # 4</b> Front Tyre Slick-Medium Rear Tyre Slick-Soft 5 Laps at start New Tyre							9	<b>1'36.494</b>	32.699	13.954	28.177	21.664	306.7
18	3'11.518	33.710	14.595	28.101	21.720	294.2	10	1'42.921 P	31.184	14.140	28.011	29.586	303.7
19	<b>1'34.813</b>	31.677	14.110	27.663	<b>21.363</b>	299.2	<b>Run # 3</b> Front Tyre Slick-Medium Rear Tyre Slick-Medium 10 Laps at start 10 Laps at start						
20	1'33.688 *	30.718*	14.093	27.527	21.350*	299.2	11	4'05.265	31.014	14.377	27.972	21.872	304.4
21	<b>1'32.355</b>	<b>30.376</b>	<b>13.744</b>	<b>26.866</b>	21.369	300.7	12	1'33.635 *	30.789	13.949	27.334	21.563*	307.5
<b>5th 72 Marco BEZZECCHI</b> DUCATI ITA Mooney VR46 Racing Team Runs=3 Total laps=20 Full laps=9							13	1'45.378 P	32.426	14.876	28.466	29.610	301.4
<b>Run # 1</b> Front Tyre Slick-Medium Rear Tyre Slick-Medium New Tyre New Tyre							<b>Run # 4</b> Front Tyre Slick-Medium Rear Tyre Slick-Soft New Tyre New Tyre						
1	2'07.973	38.074	16.440	30.983	22.820	264.3	14	5'41.348	31.603	14.573	27.811	22.006	306.0
2	<b>1'34.818</b>	31.387	14.232	27.327	21.872	307.5	15	<b>1'32.440</b>	30.415	<b>13.812</b>	<b>26.859</b>	<b>21.354</b>	307.5
3	1'41.744 *	30.923	14.271	27.514	29.036*	<b>309.0</b>	16	1'32.769 *	<b>30.350</b>	13.832	27.027	21.560*	307.5
4	1'34.037 *	30.988	13.962*	27.410*	21.677	307.5	17	<b>1'40.352</b>	34.027	14.936	28.919	22.470	292.1
5	<b>1'33.563</b>	30.609	13.921	27.293	21.740	309.0	18	<b>1'33.353</b>	30.492	13.914	27.285	21.662	308.3
6	1'36.145 *	32.970*	14.100	27.297	21.778	308.3	19	1'42.492 *	37.333*	15.152	28.079	21.928	294.2
7	1'43.070 P	30.800	13.893	27.503	30.874	306.7	20	1'42.446 *	32.808*	15.969	30.772	22.897	237.2
<b>Run # 2</b> Front Tyre Slick-Medium Rear Tyre Slick-Medium 7 Laps at start 7 Laps at start							<b>7th 12 Maverick VIÑALES</b> APRILIA SPA Aprilia Racing Runs=2 Total laps=22 Full laps=12						
8	6'59.324	33.875	14.683	31.954	23.283	293.5	<b>Run # 1</b> Front Tyre Slick-Medium Rear Tyre Slick-Soft New Tyre New Tyre						
9	<b>1'33.471</b>	30.788	13.852	27.205	21.626	309.0	1	2'30.141	30.987	14.554	27.940	22.201	301.4
10	<b>1'33.314</b>	30.736	13.931	27.222	21.425	306.7	2	<b>1'34.071</b>	30.939	14.029	27.333	21.770	303.7
11	<b>1'33.626</b>	30.972	13.838	27.285	21.531	305.2	3	<b>1'33.581</b>	30.654	13.929	27.324	21.674	306.0
12	<b>1'33.533</b>	30.913	13.954	27.246	21.420	303.7	4	<b>1'35.981</b>	32.965	13.956	27.380	21.680	306.0
13	1'53.499 P	38.164	15.142	28.782	31.411	279.4	5	<b>1'32.960</b>	30.524	13.883	27.109	21.444	306.7
<b>Fastest Lap:</b> Aleix ESPARGARO Aprilia Racing SPA <b>1'32.164</b> 30.229 13.692 26.875 21.368							6	<b>1'34.034</b>	30.958	13.930	27.446	21.700	306.0
These data/results cannot be reproduced, stored and/or transmitted in whole or in part by any manner of electronic, mechanical, photocopying, recording, broadcasting or otherwise now known or herein after developed without the previous express consent by the copyright owner, except for reproduction in daily press and regular printed publications on sale to the public within 60 days of the event related to those data/results and always provided that copyright symbol appears together as follows below. © DORNA, 2022							7	1'33.510 *	30.559	13.787	27.310	21.854*	306.7

Official MotoGP Timing by TISSOT  
 www.motogp.com



# Free Practice Nr. 3

# MotoGP

Lap	Lap Time	T1	T2	T3	T4	Speed	Lap	Lap Time	T1	T2	T3	T4	Speed
17	1'35.951	31.535	14.524	27.877	22.015	304.4	12	1'34.082	30.950	14.020	27.481	21.631	301.4
18	1'36.934 *	30.448*	15.005	29.124	22.357	304.4	13	1'42.493 P	30.900	14.015	27.648*	29.930	301.4
19	1'32.505 *	30.374*	13.744	27.008	21.379	306.7							

**11th 36** **Joan MIR** SUZUKI SPA  
Team SUZUKI ECSTAR

Runs=4 Total laps=20 Full laps=7

**Run # 1** Front Tyre Slick-Medium Rear Tyre Slick-Medium  
New Tyre New Tyre

1	1'43.837	32.165	15.095	28.383	22.597	295.6
2	1'59.618 P	31.320	14.728	37.732	35.838	294.2

**Run # 2** Front Tyre Slick-Medium Rear Tyre Slick-Medium  
2 Laps at start 2 Laps at start

3	4'02.828	35.035	14.728	27.894	22.182	301.4
4	1'33.943	30.793	14.126	27.303	21.721	302.2
5	1'33.429	30.629	14.015	27.140	21.645	302.9
6	1'33.400 *	30.469	14.068	27.126	21.737*	300.0
7	1'33.844	30.886	14.044	27.336	21.578	301.4
8	1'38.182	30.690	14.069	30.208	23.215	298.5
9	1'33.778	30.710	14.081	27.319	21.668	300.7
10	1'48.734 P	34.302	14.765	28.369*	31.298	297.8

**Run # 3** Front Tyre Slick-Medium Rear Tyre Slick-Medium  
10 Laps at start 10 Laps at start

11	5'42.639	30.461	14.545	27.727	22.054	299.2
12	1'33.960	30.779	14.139	27.376	21.666	299.2
13	1'33.770 *	30.729	13.986	27.342	21.713*	300.7
14	1'47.756 P	33.564	14.604	28.509	31.079	297.8

**Run # 4** Front Tyre Slick-Soft Rear Tyre Slick-Soft  
New Tyre New Tyre

15	5'38.366 *	32.014	14.449	27.551	21.972*	300.7
16	1'32.962	30.546	13.933	27.000	21.483	302.2
17	1'46.415 P	34.020	14.271	27.580	30.544	296.3

**Run # 5** Front Tyre Slick-Soft Rear Tyre Slick-Soft  
New Tyre New Tyre

18	3'31.008	30.226	14.309	27.375	21.712	297.8
19	1'33.984 *	30.527*	14.137	27.369	21.951	300.7
20	1'32.910 *	30.325*	13.959	27.070	21.556	301.4

**12th 49** **Fabio DI GIANNANTON** DUCATI ITA  
Gresini Racing MotoGP

Runs=3 Total laps=17 Full laps=6

**Run # 1** Front Tyre Slick-Medium Rear Tyre Slick-Medium  
New Tyre New Tyre

1	2'03.332	32.886	15.024	29.168	22.705	295.6
2	1'35.305	31.392	14.127	27.773	22.013	306.7
3	1'34.501	31.102	14.102	27.515	21.782	300.0
4	1'44.644 *	31.050	14.486*	36.833	22.275	300.7
5	1'34.146 *	30.942	13.939	27.457	21.808*	305.2
6	1'34.339	31.052	13.963	27.489	21.835	304.4
7	1'58.639 P	41.194	14.746	31.087	31.612	296.3

**Run # 2** Front Tyre Slick-Medium Rear Tyre Slick-Medium  
7 Laps at start 7 Laps at start

8	8'25.069	32.192	14.600	31.328	30.362	297.8
9	1'35.730 *	31.746*	14.243	27.753	21.988	302.9
10	1'35.320 *	31.502*	14.144	27.525	22.149	303.7
11	1'34.534	30.998	14.273	27.540	21.723	295.6

**Fastest Lap:** Aleix ESPARGARO Aprilia Racing SPA 1'32.164 30.229 13.692 26.875 21.368

These data/results cannot be reproduced, stored and/or transmitted in whole or in part by any manner of electronic, mechanical, photocopying, recording, broadcasting or otherwise now known or herein after developed without the previous express consent by the copyright owner, except for reproduction in daily press and regular printed publications on sale to the public within 60 days of the event related to those data/results and always provided that copyright symbol appears together as follows below.  
© DORNA, 2022

Official MotoGP Timing by TISSOT  
www.motogp.com

Assen, Saturday, June 25, 2022

Page 4 of 7



**Run # 3** Front Tyre Slick-Medium Rear Tyre Slick-Soft  
New Tyre New Tyre

14	6'47.217	31.996	14.478	28.073	22.130	297.8
15	1'32.999	30.677	13.855	27.083	21.384	304.4
16	1'43.913 P	30.560	13.868	28.993	30.492	301.4

**Run # 4** Front Tyre Slick-Medium Rear Tyre Slick-Soft  
3 Laps at start New Tyre

17	3'24.437	31.049	14.371	27.794	21.636	301.4
----	----------	--------	--------	--------	--------	-------

**13th 21** **Franco MORBIDELLI** YAMAHA ITA  
Monster Energy Yamaha MotoGP

Runs=4 Total laps=17 Full laps=8

**Run # 1** Front Tyre Slick-Medium Rear Tyre Slick-Medium  
New Tyre New Tyre

1	2'58.869	31.084	14.977	28.673	22.539	292.8
2	1'34.992	31.167	14.284	27.617	21.924	300.0
3	1'34.839 *	30.898	14.328	27.675*	21.938	299.2
4	1'34.954	30.933	14.389	27.531	22.101	298.5
5	1'38.206	34.469	14.330	27.470	21.937	297.8
unfinished	30.755	14.106	27.297			300.0

**Run # 2** Front Tyre Slick-Soft Rear Tyre Slick-Medium  
New Tyre New Tyre

6	1'43.967	38.811	14.757	28.143	22.256	294.2
7	1'34.291	30.858	14.278	27.316	21.839	296.3
8	1'50.022 P	36.173	14.541	28.588	30.720	291.4

**Run # 3** Front Tyre Slick-Medium Rear Tyre Slick-Soft  
New Tyre New Tyre

9	6'31.665	31.657	14.536	27.588	21.959	296.3
10	1'33.429	30.633	14.119	27.061	21.616	298.5
11	1'34.213 *	30.452	14.086	27.055	22.620*	298.5
12	1'55.569 P	40.794*	14.747	28.404	31.624	293.5

**Run # 4** Front Tyre Slick-Medium Rear Tyre Slick-Soft  
4 Laps at start New Tyre

13	2'49.493	30.352	14.611	27.448	21.850	294.9
14	1'33.036	30.402	14.135	26.971	21.528	297.0
15	1'40.765 *	33.686*	14.641	29.878	22.560	287.3
16	1'50.038 P	30.467	15.616	32.333	31.622	294.9

**14th 33** **Brad BINDER** KTM RSA  
Red Bull KTM Factory Racing

Runs=3 Total laps=18 Full laps=8

**Run # 1** Front Tyre Slick-Medium Rear Tyre Slick-Medium  
New Tyre New Tyre

1	2'06.346	34.539	15.468	28.916	22.697	282.6
2	1'35.450	31.450	14.252	27.640	22.108	301.4
3	1'35.387	31.184	14.210	27.704	22.289	298.5
4	1'36.369 *	31.140	14.098*	28.963	22.168	302.2
5	1'35.187	31.628	14.229	27.536	21.794	299.2
6	1'33.585	30.870	13.947	27.247	21.521	301.4
7	1'54.746 P	40.882	14.411	27.654*	31.799	297.8

**Run # 2** Front Tyre Slick-Medium Rear Tyre Slick-Medium  
7 Laps at start 7 Laps at start

8	8'46.566 *	34.556	14.403	28.132	22.314*	299.2
9	1'51.833	40.800	20.675	28.405	21.953	155.1

# Free Practice Nr. 3

MotoGP

Lap	Lap Time	T1	T2	T3	T4	Speed	Lap	Lap Time	T1	T2	T3	T4	Speed
10	1'34.903	31.084	14.199	27.630	21.990	300.0	4	1'36.383	31.896	14.511	27.786	22.190	301.4
11	1'45.115	34.570	14.119	34.246	22.180	299.2	5	1'34.901	30.954	14.237	27.669	22.041	302.9
12	1'44.698 P	31.190	13.983	27.345	32.180	298.5	6	1'34.576	30.921	14.099	27.669	21.887	302.9
<b>Run # 3</b>	<b>Front Tyre</b>	<b>Slick-Medium</b>	<b>Rear Tyre</b>	<b>Slick-Soft</b>									
	<b>New Tyre</b>			<b>New Tyre</b>									
13	7'35.166	38.293	14.324	27.488	21.765	301.4	7	1'47.736 P	32.853	15.469	29.108	30.306	291.4
14	1'33.128	30.614	13.951	26.943	21.620	301.4	<b>Run # 3 Front Tyre Slick-Medium Rear Tyre Slick-Soft</b>						
15	1'51.890 P	38.880	14.463	27.918	30.629	299.2	<b>5 Laps at start New Tyre</b>						
<b>Run # 4</b>	<b>Front Tyre</b>	<b>Slick-Medium</b>	<b>Rear Tyre</b>	<b>Slick-Soft</b>									
	<b>3 Laps at start</b>			<b>New Tyre</b>									
16	3'48.358	29.520	14.243	27.396	21.867	300.7	8	5'13.706	32.114	14.843	28.008	22.399	292.8
17	1'35.263 *	31.250*	14.416	27.374	22.223	300.0	9	1'33.627	30.836	13.978	27.214	21.599	308.3
18	1'33.006 *	30.688*	13.804	26.947	21.567	302.2	10	1'33.177	30.489	13.926	27.172	21.590	305.2
							11	2'04.449 P	39.959	22.743*	30.168	31.579	173.8
<b>Run # 4</b>	<b>Front Tyre</b>	<b>Slick-Medium</b>	<b>Rear Tyre</b>	<b>Slick-Soft</b>									
	<b>9 Laps at start</b>			<b>New Tyre</b>									
12	3'06.734	29.712	14.734	33.736	31.644	297.8	12	3'06.734	29.712	14.734	33.736	31.644	297.8
13	1'37.295	31.692	14.120	29.726	21.757	306.7	13	1'37.295	31.692	14.120	29.726	21.757	306.7
14	1'47.840 P	33.809*	15.175	28.444	30.412	289.3	14	1'47.840 P	33.809*	15.175	28.444	30.412	289.3

**15th 88 Miguel OLIVEIRA** KTM POR  
Red Bull KTM Factory Racing

Runs=3 Total laps=19 Full laps=9

Run #	Front Tyre	Slick-Medium	Rear Tyre	Slick-Medium	Speed	
1	2'02.489	32.948	14.996	29.322	22.958	292.1
2	1'35.689	31.465	14.265	27.849	22.110	302.9
3	1'41.199	37.269	14.252	27.573	22.105	302.2
4	1'34.876 *	30.789	14.165*	27.441*	22.481	306.0
5	1'33.693	30.857	13.902	27.285	21.649	303.7
6	1'33.683	30.823	13.976	27.177	21.707	303.7
7	1'50.384 P	35.728	14.925	28.103	31.628	276.9
<b>Run # 2</b>	<b>Front Tyre</b>	<b>Slick-Medium</b>	<b>Rear Tyre</b>	<b>Slick-Medium</b>		
	<b>7 Laps at start</b>			<b>7 Laps at start</b>		
8	5'31.871	31.420	14.584	28.128	22.325	299.2
9	1'34.110	30.897	13.990	27.301	21.922	301.4
10	1'33.904	30.746	14.057	27.331	21.770	302.2
11	1'33.890 *	30.808	13.953	27.261*	21.868	302.9
12	1'42.979 P	31.109	14.082	27.343	30.445	301.4
<b>Run # 3</b>	<b>Front Tyre</b>	<b>Slick-Medium</b>	<b>Rear Tyre</b>	<b>Slick-Soft</b>		
	<b>New Tyre</b>			<b>New Tyre</b>		
13	6'51.741	32.549	16.992	27.487	22.024	187.4
14	1'33.297	30.611	13.982	27.037	21.667	302.2
15	1'33.784	30.659	14.031	27.170	21.924	302.2
16	1'45.155 P	33.060	14.742	28.012	29.341	299.2
<b>Run # 4</b>	<b>Front Tyre</b>	<b>Slick-Medium</b>	<b>Rear Tyre</b>	<b>Slick-Soft</b>		
	<b>4 Laps at start</b>			<b>New Tyre</b>		
17	6'24.251	29.930	14.345	27.701	21.663	302.2
18	1'33.148	30.440	14.070	27.025	21.613	302.9
19	1'42.424 *	36.427*	15.750	27.891	22.356	278.1

**16th 10 Luca MARINI** DUCATI ITA  
Mooney VR46 Racing Team

Runs=4 Total laps=15 Full laps=9

Run #	Front Tyre	Slick-Medium	Rear Tyre	Slick-Medium	Speed	
1	2'34.287	31.271	14.942	28.398	22.638	297.8
2	1'35.337	31.274	14.180	27.651	22.232	306.7
	unfinished	31.198	14.045			308.3
<b>Run # 2</b>	<b>Front Tyre</b>	<b>Slick-Medium</b>	<b>Rear Tyre</b>	<b>Slick-Soft</b>		
	<b>New Tyre</b>			<b>5 Laps at start</b>		
3	1'42.109	34.826	15.286	29.245	22.752	294.2

**17th 23 Enea BASTIANINI** DUCATI ITA  
Gresini Racing MotoGP

Runs=2 Total laps=16 Full laps=8

Run #	Front Tyre	Slick-Medium	Rear Tyre	Slick-Medium	Speed	
1	2'13.121	32.893	14.961	28.684	22.452	295.6
2	1'35.062 *	31.250	14.161	27.709	21.942*	307.5
3	1'34.307	30.953	13.990	27.589	21.775	309.0
4	1'34.013	30.751	13.910	27.621	21.731	311.4
5	1'37.180	30.921	13.903	30.593	21.763	314.6
6	1'33.663	30.732	13.842	27.386	21.703	309.8
7	1'38.942 *	34.901*	14.255	27.641	22.145*	306.0
8	1'33.856	30.757	13.942	27.437	21.720	306.0
9	1'44.169 P	32.605	14.159	27.670	29.735	302.9
<b>Run # 2</b>	<b>Front Tyre</b>	<b>Slick-Medium</b>	<b>Rear Tyre</b>	<b>Slick-Soft</b>		
	<b>New Tyre</b>			<b>New Tyre</b>		
10	14'01.238	32.823	14.474	27.916	21.949	301.4
11	1'33.594	30.726	13.949	27.281	21.638	307.5
12	1'33.261	30.637	13.861	27.211	21.552	306.7
	unfinished	30.592				308.3
<b>Run # 3</b>	<b>Front Tyre</b>	<b>Slick-Soft</b>	<b>Rear Tyre</b>	<b>Slick-Soft</b>		
	<b>New Tyre</b>			<b>New Tyre</b>		
13	1'35.199 *	31.067*	14.476	27.784	21.872	301.4
14	1'40.077 *	30.618*	14.300	28.773	26.386	306.7
15	1'34.996 *	30.873*	13.994	27.301	22.828	308.3

**18th 32 Lorenzo SAVADORI** APRILIA ITA  
Aprilia Racing

Runs=2 Total laps=21 Full laps=13

Run #	Front Tyre	Slick-Medium	Rear Tyre	Slick-Medium	Speed	
1	2'30.405	35.758	15.263	29.148	23.015	297.8
2	1'35.171	31.390	14.150	27.774	21.857	304.4
3	1'35.093	31.292	14.173	27.493	22.135	300.0
4	1'34.624	31.347	13.988	27.527	21.762	302.9
5	1'34.883	31.244	14.114	27.630	21.895	299.2
6	1'34.981	31.185	14.181	27.671	21.944	299.2
7	1'35.770 *	31.584	14.250	27.750	22.186*	297.8
8	1'37.800	33.003	14.402	28.148	22.247	297.0
9	1'50.642 P	33.998	14.988	29.757	31.899	295.6

**Fastest Lap:** Aleix ESPARGARO Aprilia Racing SPA 1'32.164 30.229 13.692 26.875 21.368

These data/results cannot be reproduced, stored and/or transmitted in whole or in part by any manner of electronic, mechanical, photocopying, recording, broadcasting or otherwise now known or herein after developed without the previous express consent by the copyright owner, except for reproduction in daily press and regular printed publications on sale to the public within 60 days of the event related to those data/results and always provided that copyright symbol appears together as follows below.  
© DORNA, 2022





# Free Practice Nr. 3

# MotoGP

Lap	Lap Time	T1	T2	T3	T4	Speed	Lap	Lap Time	T1	T2	T3	T4	Speed	
Run # 2	Front Tyre	Slick-Medium	Rear Tyre	Slick-Medium										
		9 Laps at start			9 Laps at start									
10	7'33.402	45.056	14.820	29.287	22.776	294.2	2	1'35.993	31.621	14.285	27.780	22.307	303.7	
11	1'35.049	31.383	14.143	27.640	21.883	297.0	3	1'34.785	31.326	14.166	27.515	21.778	303.7	
12	1'34.834	31.175	14.209	27.521	21.929	297.0	4	1'41.868	*	30.929	14.444*	34.665	21.830*	304.4
13	1'35.610	31.263	14.247	27.695	22.405	297.8	5	1'34.899	*	31.307*	14.033	27.478	22.081*	306.0
14	1'35.247	31.379	14.193	27.679	21.996	297.0	6	1'47.356	P	35.374	14.241	28.693	29.048	305.2
15	1'35.415	31.428	14.340	27.616	22.031	297.0								
16	1'38.825	33.892	14.588	28.213	22.132	292.8	Run # 2	Front Tyre	Slick-Medium	Rear Tyre	Slick-Soft			
17	1'35.554	*	31.158	14.459*	27.738*	296.3			New Tyre		9 Laps at start			
18	1'50.627	P	34.701	15.376	29.810	30.740	291.4	7	7'43.451	34.124	16.502	28.035	22.122	237.2

Run # 3	Front Tyre	Slick-Medium	Rear Tyre	Slick-Soft			
		New Tyre		New Tyre			
19	6'36.956	30.316	14.356	27.212	21.567	294.9	
20	1'52.787	*	32.369*	27.677	28.675	24.066	87.3
21	1'33.281	30.707	13.953	27.178	21.443	301.4	

**19th 4** **Andrea DOVIZIOSO** YAMAHA ITA  
 WithU Yamaha RNF MotoGP Team  
 Runs=2 Total laps=23 Full laps=10

Run # 1	Front Tyre	Slick-Medium	Rear Tyre	Slick-Medium			
		New Tyre		New Tyre			
1	2'36.081	31.337	14.854	28.418	22.735	296.3	
2	1'37.248	*	31.914	14.456	28.385	22.493*	297.0
3	1'37.242	31.801	14.449	28.546	22.446	297.0	
4	1'35.760	*	31.406	14.140	27.985	22.229*	298.5
5	1'35.181	*	31.136	14.262	27.853	21.930*	297.0
6	1'34.606	*	30.962	14.067	27.635	21.942*	298.5
7	1'36.041	*	31.062	14.258	28.009	22.712*	296.3
8	1'39.491	34.104	14.519	28.686	22.182	294.9	
9	1'34.464	30.961	14.081	27.625	21.797	298.5	
10	1'34.365	30.852	14.047	27.567	21.899	298.5	
11	1'47.487	30.940	14.242	34.682	27.623	297.8	
12	1'37.343	*	32.333	14.110	28.812	22.088*	301.4
13	1'37.021	30.991	14.194	30.011	21.825	299.2	
14	1'48.655	P	30.878	14.163	29.856	33.758	298.5

Run # 2	Front Tyre	Slick-Medium	Rear Tyre	Slick-Soft			
		New Tyre		New Tyre			
15	8'28.188	35.881	14.539	28.171	22.137	297.8	
16	1'35.732	*	30.884	14.481*	28.260*	22.107	299.2
17	1'34.305	30.726	14.060	27.323	22.196	300.7	
18	1'34.051	30.892	14.014	27.434	21.711	298.5	
19	1'50.265	P	36.287	14.648	28.862	30.468	293.5
Run # 3	Front Tyre	Slick-Medium	Rear Tyre	Slick-Soft			
		5 Laps at start		New Tyre			
20	2'40.077	29.367	14.324	27.698	21.827	298.5	
21	1'33.346	30.600	13.987	27.133	21.626	299.2	
22	1'40.085	*	33.075*	14.747	29.737*	22.526	285.9
23	1'33.374	30.658	13.935	27.168	21.613	300.0	

**20th 73** **Alex MARQUEZ** HONDA SPA  
 LCR Honda CASTROL  
 Runs=3 Total laps=20 Full laps=8

Run # 1	Front Tyre	Slick-Soft	Rear Tyre	Slick-Medium			
		New Tyre		New Tyre			
1	2'02.759	39.077	15.381	30.773	22.889	290.7	

Run # 3	Front Tyre	Slick-Medium	Rear Tyre	Slick-Soft			
		New Tyre		New Tyre			
13	7'03.990	*	34.205	17.028	29.043	24.249*	237.6
14	1'35.552	31.223	14.506	27.729	22.094	303.7	
15	1'33.840	30.842	13.996	27.173	21.829	303.7	
16	1'33.605	30.746	13.913	27.228	21.718	302.9	
17	1'43.538	P	32.153	14.351	27.822	29.212	299.2

Run # 4	Front Tyre	Slick-Medium	Rear Tyre	Slick-Soft			
		5 Laps at start		New Tyre			
18	2'48.836	*	42.617	15.414	27.813	21.819*	284.6
19	1'35.273	*	31.299*	14.401	27.333	22.240	302.2
20	1'33.428	*	30.792*	13.921	26.997	21.718	307.5

**21st 87** **Remy GARDNER** KTM AUS  
 Tech3 KTM Factory Racing  
 Runs=3 Total laps=19 Full laps=10

Run # 1	Front Tyre	Slick-Medium	Rear Tyre	Slick-Soft			
		New Tyre		New Tyre			
1	2'06.587	34.080	15.527	29.528	23.567	281.3	
2	1'35.409	31.541	14.218	27.526	22.124	301.4	
3	1'35.694	31.174	14.189	27.991	22.340	306.0	
4	1'38.369	*	31.153	14.190*	27.678	25.348	305.2
5	1'34.319	31.118	14.074	27.348	21.779	301.4	
6	1'39.635	31.239	14.246	31.703	22.447	300.0	
7	1'43.590	P	31.022	13.984	27.391	31.193	299.2

Run # 2	Front Tyre	Slick-Medium	Rear Tyre	Slick-Soft			
		7 Laps at start		7 Laps at start			
8	6'52.413	33.204	14.747	28.133	24.337	296.3	
9	1'35.269	31.267	14.341	27.583	22.078	299.2	
10	1'34.533	31.086	14.225	27.290	21.932	297.8	
11	1'34.726	31.170	14.088	27.436	22.032	298.5	
12	1'58.424	P	37.965	14.792	33.744	31.923	296.3

Run # 3	Front Tyre	Slick-Medium	Rear Tyre	Slick-Soft			
		New Tyre		New Tyre			
13	7'43.120	31.297	14.539	30.734	35.105	297.0	
14	1'35.782	30.949	14.664	28.025	22.144	300.0	
15	1'33.639	30.615	14.007	27.151	21.866	300.0	
16	1'48.542	P	34.772	14.670	29.180	29.920	297.0

Run # 4	Front Tyre	Slick-Medium	Rear Tyre	Slick-Soft			
		4 Laps at start		New Tyre			
17	3'48.354	36.411	15.101	33.837	22.273	291.4	
18	1'33.646	30.633	14.052	27.223	21.738	300.7	

**Fastest Lap:** Aleix ESPARGARO Aprilia Racing SPA 1'32.164 30.229 13.692 26.875 21.368

These data/results cannot be reproduced, stored and/or transmitted in whole or in part by any manner of electronic, mechanical, photocopying, recording, broadcasting or otherwise now known or herein after developed without the previous express consent by the copyright owner, except for reproduction in daily press and regular printed publications on sale to the public within 60 days of the event related to those data/results and always provided that copyright symbol appears together as follows below.  
 © DORNA, 2022



# Free Practice Nr. 3

MotoGP

Lap	Lap Time	T1	T2	T3	T4	Speed	Lap	Lap Time	T1	T2	T3	T4	Speed	
19	1'39.934 *	33.314*	15.081	28.598	22.941	291.4	15	1'34.623	31.030	14.139	27.399	22.055	300.7	
<b>22nd 6 Stefan BRADL</b> HONDA GER Repsol Honda Team Runs=3 Total laps=19 Full laps=10							<b>24th 40 Darryn BINDER</b> YAMAHA RSA WithU Yamaha RNF MotoGP Team Runs=3 Total laps=19 Full laps=10							
<b>Run # 1</b>	<i>Front Tyre</i>	<i>Slick-Soft</i>	<i>Rear Tyre</i>	<i>Slick-Medium</i>			<b>Run # 4</b>	<i>Front Tyre</i>	<i>Slick-Medium</i>	<i>Rear Tyre</i>	<i>Slick-Soft</i>			
		<b>New Tyre</b>		<b>New Tyre</b>				<b>4 Laps at start</b>				<b>New Tyre</b>		
1	2'03.539	34.049	15.276	29.355	23.048	290.0	17	4'30.053	31.397	14.286	27.595	21.819	298.5	
2	<b>1'36.875</b>	32.576	14.265	27.828	22.206	303.7	18	1'35.373 *	31.177*	14.543	27.753*	21.900*	299.2	
3	<b>1'35.501</b>	31.536	14.186	27.618	22.161	299.2	19	<b>1'41.942</b>	31.253	15.394	32.265	23.030	275.0	
4	1'43.836 *	31.395	14.344*	35.474	22.623	299.2								
5	<b>1'34.836</b>	31.233	14.112	27.643	21.848	302.2								
6	1'49.849 P	35.305	15.933	28.871	29.740	279.4								
<b>Run # 2</b>	<i>Front Tyre</i>	<i>Slick-Medium</i>	<i>Rear Tyre</i>	<i>Slick-Soft</i>			<b>Run # 1</b>	<i>Front Tyre</i>	<i>Slick-Medium</i>	<i>Rear Tyre</i>	<i>Slick-Medium</i>			
		<b>New Tyre</b>		<b>4 Laps at start</b>				<b>New Tyre</b>		<b>New Tyre</b>				
7	8'54.234	33.772	14.895	28.577	22.673	298.5	1	2'00.739	34.444	16.082	29.839	23.304	283.3	
8	<b>1'36.101</b>	31.762	14.265	27.876	22.198	300.0	2	<b>1'40.478</b>	32.444	14.684	30.659	22.691	294.9	
9	<b>1'35.196</b>	31.318	14.213	27.674	21.991	300.0	3	<b>1'36.190</b>	31.610	14.302	27.676	22.602	301.4	
10	<b>1'35.583</b>	31.267	14.182	27.749	22.385	300.0	4	1'36.806 *	31.286	14.203*	28.780	22.537	302.9	
11	<b>1'35.170</b>	31.350	14.178	27.691	21.951	300.0	5	<b>1'35.528</b>	31.750	14.310	27.517	21.951	302.9	
12	1'51.094 P	36.284	15.354	28.725	30.731	294.2	6	<b>1'34.983</b>	31.000	14.177	27.651	22.155	301.4	
<b>Run # 3</b>	<i>Front Tyre</i>	<i>Slick-Medium</i>	<i>Rear Tyre</i>	<i>Slick-Soft</i>			<b>Run # 2</b>	<i>Front Tyre</i>	<i>Slick-Medium</i>	<i>Rear Tyre</i>	<i>Slick-Medium</i>			
		<b>New Tyre</b>		<b>New Tyre</b>				<b>7 Laps at start</b>				<b>7 Laps at start</b>		
13	6'01.550	32.567	14.737	28.554	24.776	297.0	8	7'24.547	34.377	15.057	28.828	22.661	294.2	
14	<b>1'42.598</b>	31.761	16.624	31.293	22.920	215.1	9	<b>1'40.555</b>	32.084	14.948	31.016	22.507	294.2	
15	1'34.180	31.019	14.086	27.339	21.736	304.4	10	<b>1'35.524</b>	31.432	14.358	27.654	22.080	299.2	
16	1'48.842 P	36.572	14.782	28.025	29.463	295.6	11	<b>1'35.015</b>	31.179	14.198	27.518	22.120	300.0	
<b>Run # 4</b>	<i>Front Tyre</i>	<i>Slick-Medium</i>	<i>Rear Tyre</i>	<i>Slick-Soft</i>			12	1'34.957	31.231	14.154	27.604	21.968	300.7	
		<b>4 Laps at start</b>			<b>New Tyre</b>		13	1'48.916 P	33.976*	14.701	28.730	31.509	295.6	
17	3'20.064	35.662	14.643	32.992	22.271	300.0	<b>Run # 3</b>	<i>Front Tyre</i>	<i>Slick-Medium</i>	<i>Rear Tyre</i>	<i>Slick-Soft</i>			
18	<b>1'44.149</b>	30.946	14.424	28.636	30.143	304.4		<b>New Tyre</b>		<b>New Tyre</b>				
19	1'35.015 *	31.235*	14.209	27.485	22.086	301.4	14	7'56.160	30.538	14.952	30.818	22.688	297.0	
							15	<b>1'39.271</b>	34.745	14.349	27.845	22.332	300.7	
							16	<b>1'35.382</b>	31.247	14.283	27.800	22.052	297.8	
							17	1'45.908 P	31.634	14.841	28.493	30.940	291.4	
<b>23rd 25 Raul FERNANDEZ</b> KTM SPA Tech3 KTM Factory Racing Runs=3 Total laps=19 Full laps=8								<b>Run # 4</b>	<i>Front Tyre</i>	<i>Slick-Medium</i>	<i>Rear Tyre</i>	<i>Slick-Soft</i>		
<b>Run # 1</b>	<i>Front Tyre</i>	<i>Slick-Medium</i>	<i>Rear Tyre</i>	<i>Slick-Medium</i>				<b>4 Laps at start</b>				<b>New Tyre</b>		
		<b>New Tyre</b>		<b>New Tyre</b>			18	2'59.499	34.236	15.702	36.131	23.375	286.6	
1	2'03.679	34.544	14.805	28.946	22.857	294.9	19	1'46.598 *	38.140*	14.725	31.341	22.392	295.6	
2	<b>1'36.142</b>	31.840	14.200	27.743	22.359	302.2								
3	<b>1'41.619</b>	36.215	14.387	28.901	22.116	302.2								
4	1'35.419 *	31.370	14.152*	27.957*	21.940*	301.4								
5	<b>1'35.007</b>	31.116	14.106	27.580	22.205	302.2								
6	1'50.568 P	35.965	14.370	29.244	30.989	294.9								
<b>Run # 2</b>	<i>Front Tyre</i>	<i>Slick-Medium</i>	<i>Rear Tyre</i>	<i>Slick-Medium</i>										
		<b>6 Laps at start</b>			<b>6 Laps at start</b>									
7	6'28.919	31.744	14.477	28.322	22.322	296.3								
8	<b>1'35.701</b>	31.663	14.119	27.789	22.130	298.5								
9	1'39.249 *	34.190	14.122	27.961	22.976*	298.5								
10	<b>1'35.506</b>	31.555	14.131	27.748	22.072	297.0								
11	<b>1'35.437</b>	31.447	14.111	27.769	22.110	297.8								
12	1'47.550 P	33.048	14.915	28.620	30.967	290.0								
<b>Run # 3</b>	<i>Front Tyre</i>	<i>Slick-Medium</i>	<i>Rear Tyre</i>	<i>Slick-Soft</i>										
		<b>New Tyre</b>		<b>New Tyre</b>										
13	7'55.802	31.759	14.376	29.468	26.706	298.5								
14	1'47.767 *	31.376	17.645*	32.061*	26.685	296.3								

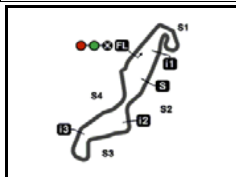
**Fastest Lap:** Aleix ESPARGARO Aprilia Racing SPA **1'32.164** 30.229 13.692 26.875 21.368

These data/results cannot be reproduced, stored and/or transmitted in whole or in part by any manner of electronic, mechanical, photocopying, recording, broadcasting or otherwise now known or herein after developed without the previous express consent by the copyright owner, except for reproduction in daily press and regular printed publications on sale to the public within 60 days of the event related to those data/results and always provided that copyright symbol appears together as follows below.  
© DORNA, 2022

Official MotoGP Timing by TISSOT  
www.motogp.com



Assen, Saturday, June 25, 2022



4542 m.

## MOTUL TT ASSEN

### Free Practice Nr. 3

### Best Partial Times

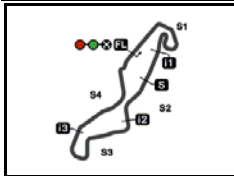
MotoGP™

*IT* Ideal Lap Time, sum of the best partial times*BT* Best Lap Time

<i>T1</i>		<i>T2</i>		<i>T3</i>		<i>T4</i>				<i>IT</i>	<i>BT</i>	
Pos	Rider	Time	Rider	Time	Rider	Time	Rider	Time	Pos	Rider		
1	A.ESPARGARO	30.229	A.ESPARGARO	13.692	F.QUARTARARO	26.726	A.RINS	21.135	1	F.QUARTARAR	1'32.121	1'32.205 (2)
2	F.QUARTARARO	<b>30.292</b>	M.VIÑALES	<b>13.719</b>	M.VIÑALES	<b>26.792</b>	F.QUARTARARO	<b>21.272</b>	2	M.VIÑALES	1'32.128	1'32.487 (7)
3	J.ZARCO	30.311	T.NAKAGAMI	13.744	F.BAGNAIA	26.859	M.VIÑALES	21.276	3	A.ESPARGAR	1'32.151	1'32.164 (1)
4	M.VIÑALES	<b>30.341</b>	J.MILLER	<b>13.744</b>	T.NAKAGAMI	<b>26.866</b>	M.BEZZECCHI	<b>21.302</b>	4	A.RINS	1'32.256	1'32.320 (3)
5	J.MARTIN	30.346	J.MARTIN	13.775	A.ESPARGARO	26.875	F.BAGNAIA	21.354	5	M.BEZZECCHI	1'32.330	1'32.382 (5)
6	F.BAGNAIA	<b>30.350</b>	M.BEZZECCHI	<b>13.787</b>	M.BEZZECCHI	<b>26.888</b>	A.ESPARGARO	<b>21.355</b>	6	T.NAKAGAMI	1'32.349	1'32.355 (4)
7	M.BEZZECCHI	30.353	J.ZARCO	13.801	J.ZARCO	26.922	T.NAKAGAMI	21.363	7	F.BAGNAIA	1'32.375	1'32.440 (6)
8	A.RINS	<b>30.368</b>	B.BINDER	<b>13.804</b>	A.RINS	<b>26.925</b>	J.MILLER	<b>21.379</b>	8	J.ZARCO	1'32.442	1'32.726 (9)
9	T.NAKAGAMI	30.376	F.BAGNAIA	13.812	B.BINDER	26.943	F.DI GIANNANTO	21.384	9	J.MARTIN	1'32.554	1'32.592 (8)
10	F.MORBIDELLI	<b>30.402</b>	A.RINS	<b>13.828</b>	F.MORBIDELLI	<b>26.971</b>	J.MARTIN	<b>21.402</b>	10	J.MILLER	1'32.596	1'32.878 (10)
11	M.OLIVEIRA	30.440	F.QUARTARARO	13.831	A.MARQUEZ	26.997	J.ZARCO	21.408	11	B.BINDER	1'32.882	1'33.128 (14)
12	J.MILLER	<b>30.465</b>	E.BASTIANINI	<b>13.842</b>	J.MIR	<b>27.000</b>	L.SAVADORI	<b>21.443</b>	11	F.DI GIANNAN	1'32.882	1'32.999 (12)
13	J.MIR	30.469	F.DI GIANNANTO	13.855	J.MILLER	27.008	J.MIR	21.483	13	J.MIR	1'32.885	1'32.962 (11)
14	L.MARINI	<b>30.489</b>	M.OLIVEIRA	<b>13.902</b>	M.OLIVEIRA	<b>27.025</b>	B.BINDER	<b>21.521</b>	14	M.OLIVEIRA	1'32.980	1'33.148 (15)
15	F.DI GIANNANTO	30.560	A.MARQUEZ	13.913	J.MARTIN	27.031	F.MORBIDELLI	21.528	15	F.MORBIDELLI	1'32.987	1'33.036 (13)
16	E.BASTIANINI	<b>30.592</b>	L.MARINI	<b>13.926</b>	F.DI GIANNANTO	<b>27.083</b>	E.BASTIANINI	<b>21.552</b>	16	L.MARINI	1'33.177	1'33.177 (16)
17	A.DOVIZIOSO	30.600	J.MIR	13.933	A.DOVIZIOSO	27.133	L.MARINI	21.590	17	E.BASTIANINI	1'33.197	1'33.261 (17)
18	B.BINDER	<b>30.614</b>	A.DOVIZIOSO	<b>13.935</b>	R.GARDNER	<b>27.151</b>	A.DOVIZIOSO	<b>21.613</b>	18	A.DOVIZIOSO	1'33.281	1'33.346 (19)
19	R.GARDNER	30.615	L.SAVADORI	13.953	L.MARINI	27.172	M.OLIVEIRA	21.613	18	L.SAVADORI	1'33.281	1'33.281 (18)
20	L.SAVADORI	<b>30.707</b>	R.GARDNER	<b>13.984</b>	L.SAVADORI	<b>27.178</b>	A.MARQUEZ	<b>21.718</b>	20	A.MARQUEZ	1'33.374	1'33.605 (20)
21	A.MARQUEZ	30.746	S.BRADL	14.086	E.BASTIANINI	27.211	S.BRADL	21.736	21	R.GARDNER	1'33.488	1'33.639 (21)
22	S.BRADL	<b>30.946</b>	F.MORBIDELLI	<b>14.086</b>	S.BRADL	<b>27.339</b>	R.GARDNER	<b>21.738</b>	22	S.BRADL	1'34.107	1'34.180 (22)
23	D.BINDER	31.000	R.FERNANDEZ	14.106	R.FERNANDEZ	27.399	R.FERNANDEZ	21.819	23	R.FERNANDEZ	1'34.354	1'34.623 (23)
24	R.FERNANDEZ	<b>31.030</b>	D.BINDER	<b>14.154</b>	D.BINDER	<b>27.517</b>	D.BINDER	<b>21.951</b>	24	D.BINDER	1'34.622	1'34.957 (24)

These data/results cannot be reproduced, stored and/or transmitted in whole or in part by any manner of electronic, mechanical, photocopying, recording, broadcasting or otherwise now known or herein after developed without the previous express consent by the copyright owner, except for reproduction in daily press and regular printed publications on sale to the public within 60 days of the event related to those data/results and always provided that copyright symbol appears together as follows below.  
© DORNA, 2022






4542 m.

## MOTUL TT ASSEN

### Free Practice Nr. 3

### Fastest Laps Sequence

<i>Practice Time</i>	 <i>Rider</i>	<i>Nation</i>	<i>Motorcycle</i>	<i>Time</i>	<i>Km/h</i>	<i>Rider's Lap</i>
<b>3'38.178</b>	88 Miguel OLIVEIRA	POR	KTM	<b>1'35.689</b>	170.8	2
<b>3'38.637</b>	49 Fabio DI GIANNANTONI	ITA	DUCATI	<b>1'35.305</b>	171.5	2
<b>3'42.322</b>	89 Jorge MARTIN	SPA	DUCATI	<b>1'35.036</b>	172.0	2
<b>3'42.791</b>	72 Marco BEZZECCHI	ITA	DUCATI	<b>1'34.818</b>	172.4	2
<b>4'04.212</b>	12 Maverick VIÑALES	SPA	APRILIA	<b>1'34.071</b>	173.8	2
<b>5'37.793</b>	12 Maverick VIÑALES	SPA	APRILIA	<b>1'33.581</b>	174.7	3
<b>5'38.419</b>	41 Aleix ESPARGARO	SPA	APRILIA	<b>1'33.428</b>	175.0	3
<b>8'46.734</b>	12 Maverick VIÑALES	SPA	APRILIA	<b>1'32.960</b>	175.8	5
<b>15'00.928</b>	12 Maverick VIÑALES	SPA	APRILIA	<b>1'32.911</b>	175.9	9
<b>33'11.541</b>	41 Aleix ESPARGARO	SPA	APRILIA	<b>1'32.518</b>	176.7	15
<b>35'58.804</b>	12 Maverick VIÑALES	SPA	APRILIA	<b>1'32.487</b>	176.7	18
<b>36'18.952</b>	41 Aleix ESPARGARO	SPA	APRILIA	<b>1'32.164</b>	177.4	17

These data/results cannot be reproduced, stored and/or transmitted in whole or in part by any manner of electronic, mechanical, photocopying, recording, broadcasting or otherwise now known or herein after developed without the previous express consent by the copyright owner, except for reproduction in daily press and regular printed publications on sale to the public within 60 days of the event related to those data/results and always provided that copyright symbol appears together as follows below.

© DORNA, 2022

Official MotoGP Timing by TISSOT  
www.motogp.com

Assen, Saturday, June 25, 2022

