


5900 m.

MONSTER ENERGY BRITISH GRAND PRIX

Free Practice Nr. 2

Classification

6

	Rider	Nation	Team	Motorcycle	Time	Lap Total	Gap	Top Speed
1	17 John MCPHEE	GBR	Sterilgarda Husqvarna Max	HUSQVARNA	2'10.939	11 13		236.3
2	28 Izan GUEVARA	SPA	Gaviota GASGAS Aspar Team	GASGAS	2'11.372	12 15	0.433 0.433	231.7
3	43 Xavier ARTIGAS	SPA	CFMOTO Racing PruestelGP	CFMOTO	2'11.523	14 14	0.584 0.151	233.2
4	24 Tatsuki SUZUKI	JPN	Leopard Racing	HONDA	2'11.549	10 12	0.610 0.026	231.2
5	20 Lorenzo FELLON	FRA	SIC58 Squadra Corse	HONDA	2'11.683	14 14	0.744 0.134	233.2
6	16 Andrea MIGNO	ITA	Rivacold Snipers Team	HONDA	2'11.690	13 13	0.751 0.007	232.2
7	44 David MUÑOZ	SPA	BOE Motorsports	KTM	2'11.705	13 14	0.766 0.015	235.8
8	7 Dennis FOGGIA	ITA	Leopard Racing	HONDA	2'11.726	12 12	0.787 0.021	236.3
9	5 Jaume MASIA	SPA	Red Bull KTM Ajo	KTM	2'11.735	15 15	0.796 0.009	237.8
10	71 Ayumu SASAKI	JPN	Sterilgarda Husqvarna Max	HUSQVARNA	2'11.913	12 13	0.974 0.178	234.7
11	54 Riccardo ROSSI	ITA	SIC58 Squadra Corse	HONDA	2'11.944	8 15	1.005 0.031	228.3
12	31 Adrian FERNANDEZ	SPA	Red Bull KTM Tech3	KTM	2'12.020	14 14	1.081 0.076	233.7
13	82 Stefano NEPA	ITA	Angeluss MTA Team	KTM	2'12.130	14 14	1.191 0.110	233.2
14	53 Deniz ÖNCÜ	TUR	Red Bull KTM Tech3	KTM	2'12.320	10 12	1.381 0.190	232.7
15	96 Daniel HOLGADO	SPA	Red Bull KTM Ajo	KTM	2'12.333	11 13	1.394 0.013	230.2
16	19 Scott OGDEN	GBR	VisionTrack Racing Team	HONDA	2'12.338	12 13	1.399 0.005	234.2
17	6 Ryusei YAMANAKA	JPN	MT Helmets - MSI	KTM	2'12.387	12 13	1.448 0.049	234.2
18	11 Sergio GARCIA	SPA	Gaviota GASGAS Aspar Team	GASGAS	2'12.436	12 15	1.497 0.049	235.2
19	10 Diogo MOREIRA	BRA	MT Helmets - MSI	KTM	2'12.451	12 14	1.512 0.015	233.2
20	27 Kaito TOBA	JPN	CIP Green Power	KTM	2'12.566	11 11	1.627 0.115	236.8
21	99 Carlos TATAY	SPA	CFMOTO Racing PruestelGP	CFMOTO	2'12.645	15 15	1.706 0.079	228.3
22	48 Ivan ORTOLÁ	SPA	Angeluss MTA Team	KTM	2'12.898	12 13	1.959 0.253	228.8
23	67 Alberto SURRA	ITA	Rivacold Snipers Team	HONDA	2'12.939	11 12	2.000 0.041	231.7
24	23 Elia BARTOLINI	ITA	QJMotor Avintia Racing Team	KTM	2'13.166	12 12	2.227 0.227	232.2
25	9 Nicola Fabio CARRARO	ITA	QJMotor Avintia Racing Team	KTM	2'13.912	13 14	2.973 0.746	231.2
26	64 Mario AJI	INA	Honda Team Asia	HONDA	2'13.946	8 13	3.007 0.034	228.8
27	72 Taiyo FURUSATO	JPN	Honda Team Asia	HONDA	2'14.260	7 14	3.321 0.314	229.7
28	70 Joshua WHATLEY	GBR	VisionTrack Racing Team	HONDA	2'14.489	11 15	3.550 0.229	227.3
29	41 Marc GARCIA	SPA	CIP Green Power	KTM	2'14.680	12 12	3.741 0.191	229.7
30	22 Ana CARRASCO	SPA	BOE Motorsports	KTM	2'14.748	13 13	3.809 0.068	228.3

Practice condition: Dry

Air: 18°

Humidity: 47%

Ground: 34°

Fastest Lap:	Lap: 11	John MCPHEE	2'10.939	162.2 Km/h
Best Race Lap:	2021	Izan GUEVARA	2'11.347	161.7 Km/h
All Time Lap Record:	2021	Romano FENATI	2'10.619	162.6 Km/h

The results are provisional until the end of the limit for protest and appeals.

Time limit for protest expires 30' after publication of the results - Time:

These data/results cannot be reproduced, stored and/or transmitted in whole or in part by any manner of electronic, mechanical, photocopying, recording, broadcasting or otherwise now known or herein after developed without the previous express consent by the copyright owner, except for reproduction in daily press and regular printed publications on sale to the public within 60 days of the event related to those data/results and always provided that copyright symbol appears together as follows below.

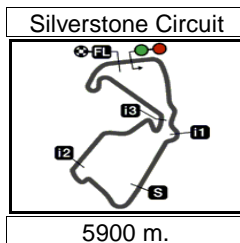
© DORNA, 2022

Official MotoGP Timing by TISSOT

www.motogp.com

Silverstone, Friday, August 05, 2022





Results and timing service provided by TISSOT

Moto3™

MONSTER ENERGY BRITISH GRAND PRIX

Free Practice Nr. 2

Combined Free Practice Times

7

	Rider	Nation	Team	MOTORCYCLE	FP1	FP2	Gap
1	17 J.MCPHEE	GBR	Sterilgarda Husqvarna Max	HUSQVARNA	2'13.304 8	2'10.939 11	
2	28 I.GUEVARA	SPA	Gaviota GASGAS Aspar Team	GASGAS	2'13.190 12	2'11.372 12	0.433 0.433
3	43 X.ARTIGAS	SPA	CFMOTO Racing PruestelGP	CFMOTO	2'13.848 14	2'11.523 14	0.584 0.151
4	24 T.SUZUKI	JPN	Leopard Racing	HONDA	2'13.619 7	2'11.549 10	0.610 0.026
5	20 L.FELLON	FRA	SIC58 Squadra Corse	HONDA	2'12.929 11	2'11.683 14	0.744 0.134
6	16 A.MIGNO	ITA	Rivacold Snipers Team	HONDA	2'13.957 14	2'11.690 13	0.751 0.007
7	44 D.MUÑOZ	SPA	BOE Motorsports	KTM	2'13.501 14	2'11.705 13	0.766 0.015
8	7 D.FOGGIA	ITA	Leopard Racing	HONDA	2'12.909 12	2'11.726 12	0.787 0.021
9	5 J.MASIA	SPA	Red Bull KTM Ajo	KTM	2'13.336 12	2'11.735 15	0.796 0.009
10	71 A.SASAKI	JPN	Sterilgarda Husqvarna Max	HUSQVARNA	2'13.246 14	2'11.913 12	0.974 0.178
11	54 R.ROSSI	ITA	SIC58 Squadra Corse	HONDA	2'13.340 13	2'11.944 8	1.005 0.031
12	31 A.FERNANDEZ	SPA	Red Bull KTM Tech3	KTM	2'13.931 14	2'12.020 14	1.081 0.076
13	82 S.NEPA	ITA	Angeluss MTA Team	KTM	2'13.552 14	2'12.130 14	1.191 0.110
14	53 D.ÖNCÜ	TUR	Red Bull KTM Tech3	KTM	2'12.977 14	2'12.320 10	1.381 0.190
15	96 D.HOLGADO	SPA	Red Bull KTM Ajo	KTM	2'13.411 9	2'12.333 11	1.394 0.013
16	19 S.OGDEN	GBR	VisionTrack Racing Team	HONDA	2'13.565 13	2'12.338 12	1.399 0.005
17	6 R.YAMANAKA	JPN	MT Helmets - MSI	KTM	2'13.152 10	2'12.387 12	1.448 0.049
18	11 S.GARCIA	SPA	Gaviota GASGAS Aspar Team	GASGAS	2'12.868 13	2'12.436 12	1.497 0.049
19	10 D.MOREIRA	BRA	MT Helmets - MSI	KTM	2'13.251 13	2'12.451 12	1.512 0.015
20	27 K.TOBA	JPN	CIP Green Power	KTM	2'13.164 13	2'12.566 11	1.627 0.115
21	99 C.TATAY	SPA	CFMOTO Racing PruestelGP	CFMOTO	2'13.908 15	2'12.645 15	1.706 0.079
22	48 I.ORTOLÁ	SPA	Angeluss MTA Team	KTM	2'14.782 9	2'12.898 12	1.959 0.253
23	67 A.SURRA	ITA	Rivacold Snipers Team	HONDA	2'14.116 13	2'12.939 11	2.000 0.041
24	23 E.BARTOLINI	ITA	QJMotor Avintia Racing Team	KTM	2'16.268 13	2'13.166 12	2.227 0.227
25	9 N.CARRARO	ITA	QJMotor Avintia Racing Team	KTM	2'17.490 14	2'13.912 13	2.973 0.746
26	64 M.AJI	INA	Honda Team Asia	HONDA	2'14.679 15	2'13.946 8	3.007 0.034
27	72 T.FURUSATO	JPN	Honda Team Asia	HONDA	2'16.188 18	2'14.260 7	3.321 0.314
28	70 J.WHATLEY	GBR	VisionTrack Racing Team	HONDA	2'15.069 14	2'14.489 11	3.550 0.229
29	41 M.GARCIA	SPA	CIP Green Power	KTM	2'17.728 13	2'14.680 12	3.741 0.191
30	22 A.CARRASCO	SPA	BOE Motorsports	KTM	2'16.571 15	2'14.748 13	3.809 0.068

Pole Position Record:	2021	Romano FENATI	2'11.325	161.7 Km/h
Best Race Lap:	2021	Izan GUEVARA	2'11.347	161.7 Km/h
All Time Lap Record:	2021	Romano FENATI	2'10.619	162.6 Km/h

The results are provisional until the end of the limit for protest and appeals.

Time limit for protest expires 60' after publication of the results - Time:

These data/results cannot be reproduced, stored and/or transmitted in whole or in part by any manner of electronic, mechanical, photocopying, recording, broadcasting or otherwise now known or herein after developed without the previous express consent by the copyright owner, except for reproduction in daily press and regular printed publications on sale to the public within 60 days of the event related to those data/results and always provided that copyright symbol appears together as follows below.

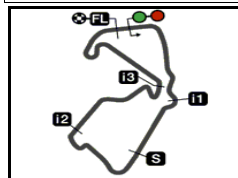
© DORNA, 2022

Official MotoGP Timing by TISSOT

www.motogp.com

Silverstone, Friday, August 05, 2022





5900 m.

MONSTER ENERGY BRITISH GRAND PRIX

Free Practice Nr. 2

Top Speed & Average

8



Rider	Nation	Motorcycle	Top 5 speeds					Average	Top
5 Jaume MASIA	SPA	KTM	237.8	234.7	234.7	233.7	230.2	233.6	237.8
27 Kaito TOBA	JPN	KTM	236.8	231.7	231.2	230.7	229.2	231.9	236.8
7 Dennis FOGGIA	ITA	HONDA	236.3	232.7	231.7	231.7	231.2	232.7	236.3
17 John MCPHEE	GBR	HUSQVARNA	236.3	234.2	232.2	230.7	230.7	232.8	236.3
44 David MUÑOZ	SPA	KTM	235.8	235.8	235.2	234.7	234.2	235.0	235.8
11 Sergio GARCIA	SPA	GASGAS	235.2	233.2	232.7	230.2	230.2	232.3	235.2
71 Ayumu SASAKI	JPN	HUSQVARNA	234.7	233.7	233.2	229.2	228.8	231.4	234.7
6 Ryusei YAMANAKA	JPN	KTM	234.2	229.7	227.8	226.4	225.9	228.8	234.2
19 Scott OGDEN	GBR	HONDA	234.2	234.2	232.7	232.2	231.7	233.0	234.2
31 Adrian FERNANDEZ	SPA	KTM	233.7	233.7	233.2	232.7	232.2	233.1	233.7
10 Diogo MOREIRA	BRA	KTM	233.2	231.7	231.2	229.2	228.3	230.7	233.2
20 Lorenzo FELLON	FRA	HONDA	233.2	230.7	229.7	229.2	226.4	229.8	233.2
43 Xavier ARTIGAS	SPA	CFMOTO	233.2	233.2	233.2	231.7	231.2	232.3	233.2
82 Stefano NEPA	ITA	KTM	233.2	233.2	232.7	232.2	232.2	232.7	233.2
53 Deniz ÖNCÜ	TUR	KTM	232.7	232.2	231.7	231.7	230.7	231.8	232.7
16 Andrea MIGNO	ITA	HONDA	232.2	231.7	230.2	230.2	229.7	230.8	232.2
23 Elia BARTOLINI	ITA	KTM	232.2	231.2	229.7	227.8	227.8	229.7	232.2
28 Izan GUEVARA	SPA	GASGAS	231.7	230.7	229.2	229.2	228.8	229.7	231.7
67 Alberto SURRA	ITA	HONDA	231.7	231.2	230.7	228.8	228.8	230.2	231.7
9 Nicola Fabio CARRARO	ITA	KTM	231.2	230.7	229.7	228.3	227.8	229.5	231.2
24 Tatsuki SUZUKI	JPN	HONDA	231.2	231.2	230.7	229.7	229.7	230.5	231.2
96 Daniel HOLGADO	SPA	KTM	230.2	230.2	228.8	228.3	228.3	229.2	230.2
41 Marc GARCIA	SPA	KTM	229.7	226.8	226.8	225.4	224.5	226.6	229.7
72 Taiyo FURUSATO	JPN	HONDA	229.7	229.2	228.3	227.8	227.3	228.5	229.7
48 Ivan ORTOLÁ	SPA	KTM	228.8	228.3	227.3	226.4	225.9	227.1	228.8
64 Mario AJI	INA	HONDA	228.8	228.8	227.8	227.8	225.9	227.8	228.8
22 Ana CARRASCO	SPA	KTM	228.3	227.3	226.4	225.4	225.0	226.5	228.3
54 Riccardo ROSSI	ITA	HONDA	228.3	227.8	227.3	227.3	225.4	226.5	228.3
99 Carlos TATAY	SPA	CFMOTO	228.3	227.8	227.3	227.3	226.4	227.4	228.3
70 Joshua WHATLEY	GBR	HONDA	227.3	225.9	224.5	224.0	223.1	225.0	227.3

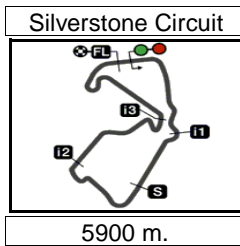
These data/results cannot be reproduced, stored and/or transmitted in whole or in part by any manner of electronic, mechanical, photocopying, recording, broadcasting or otherwise now known or herein after developed without the previous express consent by the copyright owner, except for reproduction in daily press and regular printed publications on sale to the public within 60 days of the event related to those data/results and always provided that copyright symbol appears together as follows below.

© DORNA, 2022

Official MotoGP Timing by TISSOT
www.motogp.com



Silverstone, Friday, August 05, 2022



MONSTER ENERGY BRITISH GRAND PRIX

Free Practice Nr. 2

Chronological Analysis of Performances

9

* Lap / Sector time cancelled T1 Time from finish line to 1st intermediate T3 Time from 2nd intermed. to 3rd intermed.
P Crossing the finish line in pit lane T2 Time from 1st intermed. to 2nd intermed. T4 Time from 3rd intermediate to finish line

Lap	Lap Time	T1	T2	T3	T4	Speed	Lap	Lap Time	T1	T2	T3	T4	Speed
1st 17 John MCPHEE Sterilgarda Husqvarna GBR							4th 24 Tatsuki SUZUKI Leopard Racing JPN						
Runs=2 Total laps=13 Full laps=8							Runs=3 Total laps=12 Full laps=6						
1	4'05.848	32.171	47.645	31.139	38.915	204.5	1	3'23.862	21.965	45.175	30.620	34.723	224.5
2	2'22.695	33.816	44.199	30.307	34.373	228.8	2	2'15.713	26.440	44.332	30.236	34.705	225.4
3	2'14.570	26.482	43.665	30.132	34.291	226.8	3	2'14.996	26.353	43.930	30.097	34.616	231.2
4	2'13.704	26.120	43.397	29.851	34.336	230.7	4	2'28.690 P	26.425	43.936	30.238	48.091	229.7
5	2'12.749	26.006	43.310	29.673	33.760	236.3	5	5'13.617 *	19.762	43.375*	30.041	34.056*	228.3
6	2'27.737 P	26.067	46.730*	30.657	44.283	223.1	6	2'12.457	26.004	43.128	29.647	33.678	228.8
7	6'42.136 *	21.114	43.538*	30.262	35.558	229.2	7	2'12.491	25.872	43.200	29.663	33.756	229.7
8	2'14.595	26.246	43.684	30.153	34.512	230.2	8	2'27.239 P	25.863	43.029	29.579	48.768	231.2
9	2'26.451 P	26.090	43.386	30.327	46.648	228.3	9	12'45.873 *	32.196	43.906*	29.604	33.741	220.4
10	8'15.346 *	20.781	42.963*	29.670	33.613	228.3	10	2'11.549	25.541	42.894	29.520	33.594	230.7
11	2'10.939	25.378	42.666	29.481	33.414	234.2	11	2'11.773	25.716	42.875	29.445	33.737	229.2
12	2'11.406	25.777	42.629	29.485	33.515	232.2	12	2'38.506 P	25.620	42.830	38.537	51.519	228.8
13	2'12.597	25.607	42.993	30.128	33.869	230.7							
2nd 28 Izan GUEVARA Gaviota GASGAS Asp SPA							5th 20 Lorenzo FELLON SIC58 Squadra Corse FRA						
Runs=2 Total laps=15 Full laps=10							Runs=2 Total laps=14 Full laps=7						
1	4'26.426	20.938	44.089	30.370	34.212	224.5	1	3'04.570	21.172	44.481	30.519	34.437	222.6
2	2'13.845	26.277	43.485	29.954	34.129	227.8	2	2'15.277 *	26.487	43.737	30.347	34.706*	225.4
3	2'13.076	26.073	43.439	29.664	33.900	225.9	3	2'14.987	26.493	43.766	30.212	34.516	225.9
4	2'12.808	26.005	43.269	29.663	33.871	229.2	4	2'31.984 P	29.27 *	46.743	32.303	43.667	221.7
5	2'12.708	25.871	43.393	29.689	33.755	228.8	5	7'39.721 *	20.626	43.899	30.157	34.659*	225.9
6	2'20.921 P	25.879	42.914*	29.917*	42.211	228.8	6	2'14.055 *	26.03*	43.395	29.912	34.713	226.4
7	5'39.936	20.737	43.943	29.891	34.093	225.4	7	2'15.136	26.297	43.582	29.946	35.311	225.9
8	2'12.751	26.072	43.097	29.730	33.852	229.2	8	2'13.214	25.780	43.332	29.795	34.307	230.7
9	2'12.334	25.968	43.020	29.443	33.903	226.4	9	2'13.563	26.097	43.469	29.826	34.171	223.1
10	2'20.684 P	25.862	44.281	29.837	40.704	224.5	10	2'24.975 P	26.562	44.958	31.569	41.886	220.8
11	4'56.317 *	19.980	45.688*	29.510*	33.721	221.3	11	6'09.877 *	19.632	42.676*	29.702	33.780	225.9
12	2'11.372	25.606	42.864	29.293	33.609	225.9	12	2'11.742	25.539	43.044	29.561	33.598	229.2
13	2'12.414	25.728	43.233	29.673	33.780	230.7	13	2'11.748	25.543	43.022	29.557	33.626	229.7
14	2'11.815	25.759	42.975	29.519	33.562	228.3	14	2'11.683	25.932	42.779	29.499	33.473	233.2
15	2'19.721	25.842	43.028	36.095	34.756	231.7							
3rd 43 Xavier ARTIGAS CFMOTO Racing Pru SPA							6th 16 Andrea MIGNO Rivacold Snipers Tea ITA						
Runs=2 Total laps=14 Full laps=8							Runs=2 Total laps=13 Full laps=8						
1	4'06.245	38.174	47.579	31.597	40.041	208.8	1	4'12.161	35.813	44.881	32.407	37.468	222.6
2	2'17.154	27.747	44.603	30.230	34.574	223.6	2	2'14.106	26.418	43.345	30.118	34.225	229.2
3	2'14.520	26.478	43.849	30.116	34.077	225.9	3	2'13.231	26.180	43.280	29.794	33.977	229.2
4	2'19.872 *	26.074	44.033	34.683	35.082*	231.2	4	2'20.344	26.225	43.266	35.344	35.509	232.2
5	2'13.334	26.013	43.165	30.106	34.050	233.2	5	2'14.995	26.066	43.242	31.327	34.360	231.7
6	2'25.398 P	26.106	44.001	31.273	44.018	229.7	6	2'13.300	26.069	43.373	29.817	34.041	228.8
7	6'52.063 *	21.557	44.291*	30.481*	34.659	225.9	7	2'22.306 P	26.034	43.386	30.338	42.548	230.2
8	2'15.098	26.454	44.003	30.159	34.482	226.4							
9	2'14.551	26.350	43.809	30.047	34.345	223.1							
10	2'22.788 P	26.160	43.729	30.188	42.711	223.1							

Fastest Lap: John MCPHEE Sterilgarda Husqvarna GBR **2'10.939** 25.378 42.666 29.481 33.414

These data/results cannot be reproduced, stored and/or transmitted in whole or in part by any manner of electronic, mechanical, photocopying, recording, broadcasting or otherwise now known or herein after developed without the previous express consent by the copyright owner, except for reproduction in daily press and regular printed publications on sale to the public within 60 days of the event related to those data/results and always provided that copyright symbol appears together as follows below.
© DORNA, 2022



Free Practice Nr. 2

Moto3

Lap	Lap Time	T1	T2	T3	T4	Speed	Lap	Lap Time	T1	T2	T3	T4	Speed		
8	8'48.500	26.278	44.417	30.363	35.046	223.6	10th 71 Ayumu SASAKI Sterilgarda Husqvarna JPN Runs=3 Total laps=13 Full laps=7	1	4'08.351	37.416	48.852	30.697	36.986	223.6	
9	2'14.667	26.162	44.085	30.004	34.416	229.7		2	2'14.059	26.157	43.704	29.968	34.230	233.7	
10	2'19.433 P	26.129	43.640	29.903	39.761	222.6		3	2'14.640	26.349	43.953	30.273	34.065	225.9	
11	6'15.568	22.999	45.314	35.661	34.286	217.7		4	2'23.384 P	25.981	44.486	30.261	42.656	229.2	
12	2'12.197	25.910	42.907	29.542	33.838	228.8		5	6'05.483	20.134	44.274	30.211	34.043	227.3	
13	2'11.690	25.757	42.820	29.479	33.634	230.2		6	2'14.035	26.224	43.829	29.905	34.077	227.3	
7th 44 David MUÑOZ BOE Motorsports SPA Runs=2 Total laps=14 Full laps=8	1	4'10.272	36.191	50.381	32.919	40.217		198.5	7	2'13.817	26.281	43.790	29.777	33.969	227.3
2	2'13.932	26.322	43.369	29.996	34.245	234.2		8	2'13.355	26.154	43.413	29.827	33.961	228.8	
3	2'13.065	26.069	43.280	29.910	33.806	235.8		9	2'25.056 P	27.146	44.188*	30.633	43.089	221.7	
4	2'19.424	25.895	44.560	34.449	34.520	227.3		10	8'26.724 *	22.329	45.652*	29.969	33.796	211.7	
5	2'13.162	25.946	43.356	30.033	33.827	235.8		11	2'12.409	25.927	43.271	29.668	33.543	228.8	
6	2'26.167 P	26.085	46.166	31.005	42.911	211.3		12	2'11.913	25.752	43.016	29.519	33.626	233.2	
7	6'44.133	20.866	47.228	31.297	39.558	204.9		13	2'27.353 P	30.262	43.600	30.114	43.377	234.7	
8	2'13.659	26.183	43.446	29.961	34.069	235.2	11th 54 Riccardo ROSSI SIC58 Squadra Corse ITA Runs=1 Total laps=15 Full laps=10	1	2'32.810 *	21.490	43.831*	30.645	34.878	224.5	
9	2'23.729 P	26.150	43.398	31.871	42.310	226.8	2	2'14.779	26.438	43.564	30.246	34.531	224.0		
10	6'05.405 *	19.952	45.241*	29.853	33.886	222.2	3	2'14.103	26.087	43.364	30.105	34.547	225.4		
11	2'12.162	25.954	42.984	29.641	33.583	228.3	4	2'17.806 *	29.126	43.529*	30.505	34.646	225.4		
12	2'11.608 *	25.62*	42.924	29.554	33.505	234.2	5	2'14.071	26.197	43.395	30.155	34.324	227.3		
13	2'11.705	25.973	42.843	29.454	33.435	234.7	6	2'23.955 P	26.113	44.303	31.462	42.077	225.4		
14	2'12.265	25.663	42.934	29.614	34.054	233.7	7	9'08.188 *	20.733	42.941*	30.206	34.057	227.8		
8th 7 Dennis FOGGIA Leopard Racing ITA Runs=2 Total laps=12 Full laps=7	1	4'09.862 *	33.663	44.310	31.404	41.864*	229.7	8	2'11.944	25.793	42.811	29.551	33.789	228.3	
2	2'13.820	26.483	43.336	30.103	33.898	231.2	9	2'12.896	25.924	43.167	29.776	34.029	223.6		
3	2'13.202	25.946	43.235	29.942	34.079	226.8	10	2'13.035	25.807	43.308	29.837	34.083	224.0		
4	2'18.585	26.435	43.904	33.460	34.786	236.3	11	2'13.002	25.858	43.195	29.806	34.143	225.0		
5	2'13.445	26.091	43.409	29.990	33.955	229.2	12	2'23.553	27.473	46.662	33.466	35.952	206.8		
6	2'24.102 P	26.548	45.597*	30.275	41.682	210.5	13	2'13.855	26.174	43.406	29.966	34.309	225.0		
7	12'12.025	20.194	43.554	30.090	34.168	224.0	14	2'13.186 *	25.943	43.159*	29.955	34.129	227.3		
8	2'12.739	25.924	43.228	29.731	33.856	224.5	15	2'15.052	26.862	43.868	30.159	34.163	225.4		
9	2'19.061 P	25.966	43.230	29.808	40.057	225.0	12th 31 Adrian FERNANDEZ Red Bull KTM Tech3 SPA Runs=2 Total laps=14 Full laps=9	1	4'09.311	27.309	54.157	38.272	44.531	222.2	
10	4'37.425 *	20.835	42.828*	29.686	33.508	231.7	2	2'15.390	26.552	44.148	30.225	34.465	226.8		
11	2'11.881	25.666	42.868	29.599	33.748	232.7	3	2'13.676	26.234	43.396	29.872	34.174	232.7		
12	2'11.726	25.842	42.711	29.547	33.626	231.7	4	2'17.841	26.010	43.757	33.166	34.908	233.7		
9th 5 Jaume MASIA Red Bull KTM Ajo SPA Runs=1 Total laps=15 Full laps=10	1	4'11.940	35.303	44.289	31.262	43.037	225.9	5	2'13.337	26.066	43.434	29.901	33.936	232.2	
2	2'13.909	25.942	43.316	30.140	34.511	233.7	6	2'26.388 P	26.240	44.045	32.381	43.722	225.4		
3	2'12.836	26.000	43.054	29.963	33.819	230.2	7	9'43.193	25.413	47.201	34.248	35.658	221.7		
4	2'18.923	25.834	43.250	34.775	35.064	237.8	8	2'13.228	26.065	43.421	29.836	33.906	226.8		
5	2'12.879	25.917	43.030	29.888	34.044	234.7	9	2'15.263	25.953	43.578	31.474	34.258	224.5		
6	2'13.711	25.732	43.682	30.058	34.239	230.2	10	2'12.920	25.867	43.260	29.657	34.136	228.8		
7	2'14.007	26.013	43.767	29.936	34.291	227.3	11	2'22.870 P	26.158	43.409*	30.531	42.772	223.1		
8	2'15.993 *	27.009	43.829*	30.437	34.718	219.5	12	3'02.970	20.951	44.134	30.750	33.985	226.8		
9	2'13.318	26.022	43.381	29.860	34.055	228.3	13	2'12.392	26.001	43.238	29.526	33.627	233.7		
10	2'12.861	25.930	43.253	29.716	33.962	229.7	14	2'12.020	25.633	42.879	29.674	33.834	233.2		
11	2'25.295 P	25.930	45.948	30.712	42.705	221.7	13th 82 Stefano NEPA Angeluss MTA Team ITA Runs=2 Total laps=14 Full laps=7	1	4'00.355	29.981	54.452	35.837	38.996	219.0	
12	7'50.505 *	22.679	44.619*	29.912	34.031	201.8	2	2'13.954	26.258	43.585	30.013	34.098	230.2		
13	2'11.845	25.671	42.971	29.502	33.701	228.3	3	2'14.169	26.182	43.646	30.287	34.054	226.4		
14	2'18.835 *	29.34*	45.968*	29.642	33.877	228.3									
15	2'11.735	25.758	42.927	29.466	33.584	234.7									

Fastest Lap: John MCPHEE Sterilgarda Husqvarna GBR **2'10.939** 25.378 42.666 29.481 33.414

These data/results cannot be reproduced, stored and/or transmitted in whole or in part by any manner of electronic, mechanical, photocopying, recording, broadcasting or otherwise now known or herein after developed without the previous express consent by the copyright owner, except for reproduction in daily press and regular printed publications on sale to the public within 60 days of the event related to those data/results and always provided that copyright symbol appears together as follows below.
© DORNA, 2022

Free Practice Nr. 2

Moto3

Lap	Lap Time	T1	T2	T3	T4	Speed	Lap	Lap Time	T1	T2	T3	T4	Speed
4	2'31.019 *	32.065	43.947*	35.747	39.260*	226.8	12	2'12.338	25.861	43.080	29.646	33.751	229.2
5	2'13.566 *	26.103	43.442	30.175	33.846*	232.7	13	2'13.875	25.872	43.300	29.801	34.902	234.2
6	2'15.758	26.107	43.507	30.623	35.521	233.2	17th 6 Ryusei YAMANAKA MT Helmets - MSI JPN						
7	2'13.341	25.875	43.332	29.946	34.188	232.2	Runs=1 Total laps=13 Full laps=9						
8	2'23.892 P	28.020	44.073*	30.836	40.963	225.4	1	3'59.485	30.712	45.701	30.941	35.575	218.1
9	7'26.864 *	24.186	43.433*	45.853	41.240	222.2	2	2'15.165	26.476	43.839	30.280	34.570	222.6
10	2'13.836	25.857	43.738	30.109	34.132	232.2	3	2'13.995	26.094	43.557	30.211	34.133	226.4
11	2'20.846 P	26.147	43.436*	30.398*	40.865	226.4	4	2'15.122	26.455	43.793	30.101	34.773	222.2
12	5'19.879	26.263	47.226	34.500	35.279	215.1	5	2'14.655	26.615	43.653	30.043	34.344	225.4
13	2'12.287	25.732	43.051	29.732	33.772	233.2	6	2'14.113	26.148	43.493	29.960	34.512	225.9
14	2'12.130	25.663	42.998	29.790	33.679	231.7	7	2'14.313	26.360	43.670	29.968	34.315	225.0
14th 53 Deniz ÖNCÜ Red Bull KTM Tech3 TUR							8	2'23.841 P	27.175	44.042*	30.200	42.424	224.5
Runs=1 Total laps=12 Full laps=6							9	12'31.255 *	20.167	43.115*	29.821	33.935	221.3
1	4'11.074	37.119	45.763	32.082	44.783	226.4	10	2'19.446 *	26.252	49.429*	29.918	33.847	202.2
2	2'14.617 *	26.298	43.695*	30.280	34.344	231.7	11	2'12.527	25.949	43.026	29.694	33.858	227.8
3	2'12.469	26.025	43.083	29.603	33.758	230.7	12	2'12.387	25.910	43.140	29.588	33.749	229.7
4	2'21.233 *	25.955	43.426*			231.7	13	2'12.422	25.924	42.913	29.952	33.633	234.2
5	2'13.625	26.073	43.441	30.109	34.002	232.2	18th 11 Sergio GARCIA Gaviota GASGAS Asp SPA						
6	2'13.771	26.040	43.363	29.905	34.463	232.7	Runs=1 Total laps=15 Full laps=10						
7	2'20.890 P	26.546	43.919	29.941	40.484	228.3	1	4'13.662	30.996	45.084	30.629	35.608	220.8
8	14'32.549	20.483	43.334	29.656	34.971	224.5	2	2'14.708	26.410	43.642	30.246	34.410	232.7
9	2'12.540	25.788	43.125	29.629	33.998	225.4	3	2'15.777	27.399	43.906	30.326	34.146	225.9
10	2'12.320	25.698	43.088	29.667	33.867	228.8	4	2'14.127	26.159	43.587	30.130	34.251	230.2
11	2'18.986 *	30.62*	45.081*	29.505*	33.774	230.2	5	2'13.264	25.973	43.245	29.977	34.069	235.2
12	2'12.437	25.845	43.160	29.578	33.854	229.2	6	2'22.040 *	25.912	43.897	34.517	37.714*	233.2
15th 96 Daniel HOLGADO Red Bull KTM Ajo SPA							7	2'14.514	26.381	43.741	30.161	34.231	226.4
Runs=2 Total laps=13 Full laps=6							8	2'13.685	26.051	43.484	29.955	34.195	226.8
1	3'41.527	21.165	45.628	32.066	35.962	220.8	9	2'13.525 *	26.078	43.338	29.882	34.227*	230.2
2	2'15.288	26.475	44.213	30.100	34.500	225.9	10	2'20.422 P	26.061	43.818	30.078	40.465	227.8
3	2'14.509	26.389	43.800	30.067	34.253	228.3	11	8'34.298 *	20.445	43.140*	29.955	34.048	223.6
4	2'16.736	26.230	43.987	31.501	35.018	227.3	12	2'12.436	25.755	43.090	29.569	34.022	225.9
5	2'14.548 *	26.22*	43.780	30.278	34.269	228.8	13	2'12.849	25.906	43.051	29.791	34.101	228.8
6	2'23.890 P	26.04*	43.955	30.147	43.744	228.3	14	2'14.797	26.120	44.099	30.341	34.237	225.4
7	7'56.978 *	20.486	43.993*	33.238	34.803	227.3	15	2'12.828	25.862	43.152	29.789	34.025	229.2
8	2'14.121	26.103	43.760	29.987	34.271	230.2	19th 10 Diogo MOREIRA MT Helmets - MSI BRA						
9	2'26.640 P	26.919	45.331*	30.305	44.085	219.0	Runs=2 Total laps=14 Full laps=6						
10	6'49.642 *	21.323	44.892*	29.974	34.044	208.4	1	4'11.344	33.974	44.563	30.968	42.271	227.3
11	2'12.333	25.681	43.370	29.453	33.829	227.8	2	2'15.566 *	26.200	43.860*	30.243	35.263	233.2
12	2'18.085 *	30.13*	44.368	29.960	33.625	219.9	3	2'14.543	26.338	43.623	30.307	34.275	227.3
13	2'12.362	25.858	43.263	29.553	33.688	230.2	4	2'14.313	26.220	43.710	30.190	34.193	228.3
16th 19 Scott OGDEN VisionTrack Racing T GBR							5	2'13.402	26.089	43.319	30.012	33.982	231.7
Runs=2 Total laps=13 Full laps=6							6	2'32.141 P	26.067	45.649*	35.200	45.225	216.0
1	4'09.644	35.208	47.666	31.403	41.382	214.7	7	7'20.710 *	20.514	43.437*	30.381	34.543	227.3
2	2'17.889	26.594	43.909	30.661	36.725	229.2	8	2'16.743 *	26.350	44.058*	32.110*	34.225	224.0
3	2'14.458	26.335	43.468	30.255	34.400	228.8	9	2'24.089 P	26.242	44.323	31.244	42.280	224.0
4	2'16.130	26.281	44.886	30.317	34.646	226.4	10	5'27.370 *	20.024	43.240*	29.911	34.029	226.8
5	2'13.698	26.029	43.173	30.263	34.233	234.2	11	2'12.651	25.721	43.096	29.750	34.084	229.2
6	2'31.636 P	26.197	48.177*	31.541	45.721	232.7	12	2'12.451	25.933	42.928	29.770	33.820	231.2
7	6'35.504 *	20.947	43.254*	30.339	34.856	231.7	13	2'13.633 *	26.229	43.243*	30.021*	34.140	227.8
8	2'15.305 *	26.274	43.899*	30.228	34.904	228.3	14	2'14.692	26.122	43.687	30.501	34.382	225.4
9	2'23.091 P	26.081	43.399	30.383	43.228	232.2							
10	7'43.037 *	22.270	48.341*	30.066*	33.956	204.9							
11	2'15.243 *	25.792	43.808*	31.726	33.917	228.3							

Fastest Lap: John MCPHEE Sterilqarda Husqvarna GBR 2'10.939 25.378 42.666 29.481 33.414

These data/results cannot be reproduced, stored and/or transmitted in whole or in part by any manner of electronic, mechanical, photocopying, recording, broadcasting or otherwise now known or herein after developed without the previous express consent by the copyright owner, except for reproduction in daily press and regular printed publications on sale to the public within 60 days of the event related to those data/results and always provided that copyright symbol appears together as follows below.
© DORNA, 2022

Official MotoGP Timing by TISSOT
www.motogp.com

Silverstone, Friday, August 05, 2022

Page 3 of 5

motoEJ



Free Practice Nr. 2

Moto3

Lap	Lap Time	T1	T2	T3	T4	Speed	Lap	Lap Time	T1	T2	T3	T4	Speed
20th	27	Kaito TOBA CIP Green Power JPN					7	11'04.446	26.361	47.609	30.498	35.383	213.4
		Runs=2	Total laps=11	Full laps=6			8	2'15.125	26.329	44.425	30.084	34.287	223.1
1	4'08.642 *	34.582	44.549*	30.889	38.724	225.4	9	2'20.036 P	26.147	43.842	29.876	40.171	224.0
2	2'15.002	26.175	43.952	30.507	34.368	231.7	10	5'41.833 *	20.765	43.136*	29.847	34.144	227.3
3	2'13.849	26.396	43.299	30.017	34.137	229.2	11	2'12.939	26.088	43.103	29.716	34.032	228.8
4	2'15.010	25.959	43.709	30.776	34.566	236.8	12	2'15.043 *	26.67*	44.058*	29.971	34.337	226.4
5	2'24.769 P	26.186	43.710	30.531	44.342	225.9							
6	11'19.411 *	28.456	43.740*	30.127	33.889	231.2	24th	23	Elia BARTOLINI QJMotor Avintia Racin ITA				
7	2'12.705	25.859	43.131	29.712	34.003	225.4		Runs=2	Total laps=12	Full laps=6			
8	2'20.335 P	26.034	43.279	29.928	41.094	224.0	1	4'06.045	36.228	48.744	36.422	40.752	211.3
9	7'39.575	24.283	45.867	31.379	33.845	195.6	2	2'17.962	27.771	44.720	31.036	34.435	223.1
10	2'20.282	25.896	43.370	35.269	35.747	228.3	3	2'15.023	26.741	43.830	30.225	34.227	225.9
11	2'12.566	25.940	42.960	29.842	33.824	230.7	4	2'16.686	26.589	43.578	30.267	36.252	231.2
							5	2'15.790	26.372	43.845	30.725	34.848	229.7
21st	99	Carlos TATAY CFMOTO Racing Pru SPA					6	2'15.213	26.323	43.802	30.243	34.845	232.2
		Runs=2	Total laps=15	Full laps=10			7	2'16.278 *	26.866	43.890*	30.330	35.192*	227.8
1	2'59.066	23.810	45.123	30.670	34.808	220.8	8	2'24.976 P	26.581	44.610	31.142	42.643	221.7
2	2'15.030	26.555	43.721	30.117	34.637	222.6	9	11'18.556 P	31.132	45.571	31.587	41.784	216.0
3	2'14.170	26.279	43.440	29.963	34.488	225.0	10	5'21.492 *	24.878	45.270*	30.063	34.343	214.2
4	2'14.348	26.126	43.710	29.908	34.604	227.3	11	2'16.251 *	26.201	44.294*	31.342	34.414	224.5
5	2'14.101	26.315	43.358	30.112	34.316	225.0	12	2'13.166	26.012	43.270	29.711	34.173	227.8
6	2'13.541	26.003	43.383	29.765	34.390	225.4							
7	2'24.348 P	26.621	44.659*	31.025	42.043	214.2	25th	9	Nicola Fabio CARR QJMotor Avintia Racin ITA				
8	5'42.665 *	23.778	43.578*	30.083	34.522	226.4		Runs=1	Total laps=14	Full laps=8			
9	2'13.342	26.203	43.134	29.836	34.169	227.3	1	2'59.262	27.821	45.045	30.690	34.777	220.4
10	2'13.004	25.826	43.409	29.755	34.014	228.3	2	2'15.539	26.665	43.920	30.333	34.621	227.8
11	2'13.913	26.026	43.329	30.149	34.409	227.8	3	2'16.898	27.132	43.895	30.837	35.034	228.3
12	2'23.626 P	25.893	45.230	30.915	41.588	221.7	4	2'17.105	27.063	44.417	30.628	34.997	225.9
13	5'26.443	24.704	45.529	29.965	34.195	203.3	5	2'17.467	27.368	44.194	30.904	35.001	225.9
14	2'13.072	26.099	43.155	29.614	34.204	224.0	6	2'16.683	27.246	44.224	30.582	34.631	226.8
15	2'12.645	26.034	43.025	29.547	34.039	224.0	7	2'16.199 *	26.842	43.932	30.450	34.975*	229.7
							8	2'27.752 P	27.169	44.299	30.718	45.566	225.4
22nd	48	Ivan ORTOLÁ Angeluss MTA Team SPA					9	10'56.694	25.789	44.704	30.521	34.736	221.3
		Runs=2	Total laps=13	Full laps=8			10	2'15.739	26.805	43.951	30.288	34.695	222.2
1	3'42.453	25.725	44.680	32.436	35.792	219.0	11	2'15.687 *	26.726	43.867*	30.489	34.605	225.9
2	2'14.994	26.522	43.599	30.232	34.641	225.4	12	2'14.363	26.454	43.731	30.069	34.109	225.0
3	2'14.380	26.425	43.464	30.228	34.263	227.3	13	2'13.912	26.200	43.228	30.302	34.182	231.2
4	2'14.849	26.113	43.682	30.442	34.612	228.3	14	2'15.182 *	27.849	43.488	29.912	33.933*	230.7
5	2'15.009	26.478	43.697	30.212	34.622	225.0							
6	2'24.924 P	27.888	43.463	30.202	43.371	225.9	26th	64	Mario AJI Honda Team Asia INA				
7	9'23.283	23.528	52.666	31.601	34.448	174.1		Runs=2	Total laps=13	Full laps=7			
8	2'13.992	26.276	43.516	30.188	34.012	222.6	1	4'09.592	25.882	54.173	38.513	42.294	132.6
9	2'13.927	26.134	43.397	30.139	34.257	226.4	2	2'15.611	26.879	43.780	30.485	34.467	228.8
10	2'21.901 P	26.059	43.809	30.566	41.467	224.0	3	2'14.412	26.392	43.585	30.200	34.235	225.9
11	5'14.696	34.027	49.128	29.966	34.428	194.2	4	2'16.993	26.284	43.396	31.295	36.018	228.8
12	2'12.898	25.913	43.158	29.911	33.916	228.8	5	2'14.712	26.391	43.474	30.440	34.407	227.8
13	2'13.783	26.013	43.329	30.092	34.349	225.9	6	2'26.117 P	26.229	43.917	30.880	45.091	227.8
							7	8'57.216 *	21.945	48.205*	32.729	34.500	197.4
23rd	67	Alberto SURRA Rivacold Snipers Tea ITA					8	2'13.946	25.996	43.311	30.261	34.378	224.5
		Runs=2	Total laps=12	Full laps=5			9	2'24.919	26.966	44.733	34.660	38.560	217.7
1	4'06.458	37.940	47.324	31.915	39.832	208.8	10	2'26.191 P	26.490	44.858*	31.046	43.797	212.5
2	2'17.716	27.720	44.490	30.746	34.760	228.8	11	5'08.841 *	20.646	45.350*	36.878	37.781	207.2
3	2'14.406	26.419	43.393	30.121	34.473	227.3	12	2'18.601 *	27.056	45.484*	30.178	35.883	217.3
4	2'17.438	26.048	43.607	31.382	36.401	231.2	13	2'14.957	26.132	44.040	30.083	34.702	224.5
5	2'15.765 *	26.230	43.800	31.003	34.732*	231.7							
6	2'22.341 P	26.356	43.574	30.319	42.092	230.7							

Fastest Lap: John MCPHEE Sterilgarda Husqvarna GBR **2'10.939** 25.378 42.666 29.481 33.414

These data/results cannot be reproduced, stored and/or transmitted in whole or in part by any manner of electronic, mechanical, photocopying, recording, broadcasting or otherwise now known or herein after developed without the previous express consent by the copyright owner, except for reproduction in daily press and regular printed publications on sale to the public within 60 days of the event related to those data/results and always provided that copyright symbol appears together as follows below.
© DORNA, 2022

Official MotoGP Timing by TISSOT
www.motogp.com

Silverstone, Friday, August 05, 2022

Page 4 of 5

motogp



Free Practice Nr. 2

Moto3

Lap	Lap Time	T1	T2	T3	T4	Speed	Lap	Lap Time	T1	T2	T3	T4	Speed	
27th	72	Taiyo FURUSATO				Honda Team Asia JPN		5	2'15.895	26.484	44.214	30.417	34.780	227.3
		Runs=1	Total laps=14	Full laps=8			6	2'22.809	26.435	45.183	32.028	39.163	219.9	
1	4'00.041 *	24.376	47.317*	37.039	42.301	224.0	7	2'17.699	26.891	44.837	30.892	35.079	223.1	
2	2'15.534	26.766	43.782	30.486	34.500	227.3	8	2'26.960 P	26.642	44.568	30.825	44.925	225.4	
3	2'14.919	26.344	43.943	30.338	34.294	225.0	9	14'00.521 *	21.436	44.862*	30.654	34.957	219.9	
4	2'22.299 *	27.535	45.925*	32.013	36.826	210.5	10	2'15.588 *	26.367	43.996*	30.558	34.667	222.2	
5	2'14.580	26.290	43.674	30.332	34.284	227.8	11	2'15.128	26.339	44.018	30.171	34.600	228.3	
6	2'21.111 *	32.69*	43.298*	30.511	34.607	229.7	12	2'15.037	26.397	43.993	30.201	34.446	225.0	
7	2'14.260	26.067	43.626	30.225	34.342	229.2	13	2'14.748	26.293	43.950	30.098	34.407	226.4	
8	2'24.562 P	26.504	43.534*	30.593	43.931	224.5								
9	8'51.677 *	23.185	43.325*	30.384	34.119	228.3								
10	2'14.496 *	25.966	43.495*	30.387	34.648	225.4								
11	2'14.610	26.289	43.560	30.367	34.394	222.2								
12	2'14.380	26.120	43.654	30.240	34.366	223.6								
13	2'18.689	26.961	45.840	30.629	35.259	214.7								
14	2'14.273	26.246	43.602	30.270	34.155	224.5								

Lap	Lap Time	T1	T2	T3	T4	Speed	Lap	Lap Time	T1	T2	T3	T4	Speed	
28th	70	Joshua WHATLEY				VisionTrack Racing T GBR								
		Runs=2	Total laps=15	Full laps=8										
1	2'34.984 *	21.506	44.810*	30.695	35.206	215.1								
2	2'21.398	28.949	46.357	30.759	35.333	211.7								
3	2'16.612	26.674	44.071	30.651	35.216	221.7								
4	2'29.996 *	32.36*	50.400*	32.159	35.077	199.2								
5	2'15.760	26.459	43.984	30.374	34.943	224.5								
6	2'32.886 P	27.022	48.436*	31.468	45.960	200.0								
7	8'30.720 *	20.523	43.351*	30.536	34.499	227.3								
8	2'15.117 *	26.260	43.853*	30.213	34.791	225.9								
9	2'14.723	26.336	43.603	30.183	34.601	223.1								
10	2'14.895	26.339	44.044	30.174	34.338	224.0								
11	2'14.489	26.101	43.784	30.007	34.597	219.9								
12	2'15.234	26.296	43.831	30.286	34.821	219.0								
13	2'26.275 P	29.92*	43.636*	30.366	42.347	221.7								
14	2'52.808	22.551	47.693	30.654	34.960	200.0								
15	2'15.307	26.412	43.909	30.337	34.649	220.8								

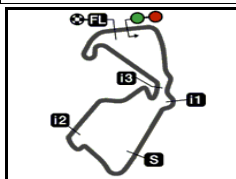
Lap	Lap Time	T1	T2	T3	T4	Speed	Lap	Lap Time	T1	T2	T3	T4	Speed	
29th	41	Marc GARCIA				CIP Green Power SPA								
		Runs=2	Total laps=12	Full laps=7										
1	3'11.417	25.276	47.502	31.770	35.684	217.3								
2	2'18.998	27.313	45.014	31.077	35.594	220.8								
3	2'18.997	27.416	44.887	31.079	35.615	225.4								
4	2'34.687 P	27.388	45.184	31.125	50.990	222.2								
5	9'20.393	26.754	46.243	30.946	35.116	205.7								
6	2'18.088	27.389	44.724	30.806	35.169	224.5								
7	2'17.718	27.260	44.606	30.898	34.954	224.0								
8	2'17.075	26.784	44.511	30.770	35.010	222.6								
9	2'27.024 P	26.959	45.435	31.039	43.591	219.0								
10	7'47.449	26.268	44.613	30.463	35.172	226.8								
11	2'15.897	26.995	44.426	30.153	34.323	226.8								
12	2'14.680	26.472	43.677	30.215	34.316	229.7								

Lap	Lap Time	T1	T2	T3	T4	Speed	Lap	Lap Time	T1	T2	T3	T4	Speed	
30th	22	Ana CARRASCO				BOE Motorsports SPA								
		Runs=1	Total laps=13	Full laps=9										
1	2'51.458	23.807	46.289	31.651	35.511	219.5								
2	2'18.380	27.117	44.844	31.037	35.382	222.2								
3	2'17.379	26.929	44.549	30.629	35.272	224.0								
4	2'16.633	26.789	44.703	30.419	34.722	222.6								

Fastest Lap: John MCPHEE Sterilqarda Husqvarna GBR **2'10.939** 25.378 42.666 29.481 33.414

These data/results cannot be reproduced, stored and/or transmitted in whole or in part by any manner of electronic, mechanical, photocopying, recording, broadcasting or otherwise now known or herein after developed without the previous express consent by the copyright owner, except for reproduction in daily press and regular printed publications on sale to the public within 60 days of the event related to those data/results and always provided that copyright symbol appears together as follows below.
© DORNA, 2022

Silverstone Circuit



5900 m.

Results and timing service provided by TISSOT

MONSTER ENERGY BRITISH GRAND PRIX**Free Practice Nr. 2****Best Partial Times****Moto3™***IT* Ideal Lap Time, sum of the best partial times*BT* Best Lap Time

T1		T2		T3		T4						
<i>Pos</i>	<i>Rider</i>	<i>Time</i>	<i>Rider</i>	<i>Time</i>	<i>Rider</i>	<i>Time</i>	<i>Rider</i>	<i>Time</i>	<i>Pos</i>	<i>Rider</i>	<i>IT</i>	<i>BT</i>
1	J.MCPHEE	25.378	J.MCPHEE	42.629	I.GUEVARA	29.293	X.ARTIGAS	33.400	1	J.MCPHEE	2'10.902	2'10.939 (1)
2	L.FELLON	25.539	D.FOGGIA	42.711	T.SUZUKI	29.445	J.MCPHEE	33.414	2	L.FELLON	2'11.290	2'11.683 (5)
3	SUZUKI	25.541	L.FELLON	42.779	D.HOLGADO	29.453	D.MUÑOZ	33.435	3	I.GUEVARA	2'11.325	2'11.372 (2)
4	I.GUEVARA	25.606	X.ARTIGAS	42.780	D.MUÑOZ	29.454	L.FELLON	33.473	4	D.MUÑOZ	2'11.395	2'11.705 (7)
5	A.FERNANDEZ	25.633	R.ROSSI	42.811	J.MASIA	29.466	D.FOGGIA	33.508	5	T.SUZUKI	2'11.410	2'11.549 (4)
6	D.MUÑOZ	25.663	A.MIGNO	42.820	A.MIGNO	29.479	A.SASAKI	33.543	6	D.FOGGIA	2'11.432	2'11.726 (8)
7	S.NEPA	25.663	T.SUZUKI	42.830	J.MCPHEE	29.481	I.GUEVARA	33.562	7	X.ARTIGAS	2'11.523	2'11.523 (3)
8	D.FOGGIA	25.666	D.MUÑOZ	42.843	L.FELLON	29.499	J.MASIA	33.584	8	J.MASIA	2'11.648	2'11.735 (9)
9	J.MASIA	25.671	I.GUEVARA	42.864	A.SASAKI	29.519	T.SUZUKI	33.594	9	A.FERNANDEZ	2'11.665	2'12.020 (12)
10	D.HOLGADO	25.681	A.FERNANDEZ	42.879	A.FERNANDEZ	29.526	D.HOLGADO	33.625	10	A.MIGNO	2'11.690	2'11.690 (6)
11	D.ÖNCÜ	25.698	R.YAMANAKA	42.913	D.FOGGIA	29.547	A.FERNANDEZ	33.627	11	A.SASAKI	2'11.830	2'11.913 (10)
12	D.MOREIRA	25.721	J.MASIA	42.927	C.TATAY	29.547	R.YAMANAKA	33.633	12	R.ROSSI	2'11.944	2'11.944 (11)
13	A.SASAKI	25.752	D.MOREIRA	42.928	R.ROSSI	29.551	A.MIGNO	33.634	13	D.HOLGADO	2'12.022	2'12.333 (15)
14	S.GARCIA	25.755	K.TOBA	42.960	S.GARCIA	29.569	S.NEPA	33.679	14	R.YAMANAKA	2'12.044	2'12.387 (17)
15	A.MIGNO	25.757	S.NEPA	42.998	X.ARTIGAS	29.571	S.OGDEN	33.751	15	S.NEPA	2'12.072	2'12.130 (13)
16	X.ARTIGAS	25.772	A.SASAKI	43.016	D.ÖNCÜ	29.578	D.ÖNCÜ	33.758	16	D.ÖNCÜ	2'12.117	2'12.320 (14)
17	S.OGDEN	25.792	C.TATAY	43.025	R.YAMANAKA	29.588	R.ROSSI	33.789	17	D.MOREIRA	2'12.219	2'12.451 (19)
18	R.ROSSI	25.793	S.GARCIA	43.051	S.OGDEN	29.646	D.MOREIRA	33.820	18	S.OGDEN	2'12.269	2'12.338 (16)
19	C.TATAY	25.826	S.OGDEN	43.080	E.BARTOLINI	29.711	K.TOBA	33.824	19	K.TOBA	2'12.355	2'12.566 (20)
20	K.TOBA	25.859	D.ÖNCÜ	43.083	K.TOBA	29.712	I.ORTOLÁ	33.916	20	S.GARCIA	2'12.397	2'12.436 (18)
21	R.YAMANAKA	25.910	A.SURRA	43.103	A.SURRA	29.716	C.TATAY	34.014	21	C.TATAY	2'12.412	2'12.645 (21)
22	I.ORTOLÁ	25.913	I.ORTOLÁ	43.158	S.NEPA	29.732	S.GARCIA	34.022	22	I.ORTOLÁ	2'12.898	2'12.898 (22)
23	T.FURUSATO	25.966	N.CARRARO	43.228	D.MOREIRA	29.750	A.SURRA	34.032	23	A.SURRA	2'12.899	2'12.939 (23)
24	M.AJI	25.996	D.HOLGADO	43.263	I.ORTOLÁ	29.911	N.CARRARO	34.109	24	E.BARTOLINI	2'13.166	2'13.166 (24)

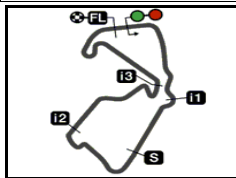
These data/results cannot be reproduced, stored and/or transmitted in whole or in part by any manner of electronic, mechanical, photocopying, recording, broadcasting or otherwise now known or herein after developed without the previous express consent by the copyright owner, except for reproduction in daily press and regular printed publications on sale to the public within 60 days of the event related to those data/results and always provided that copyright symbol appears together as follows below.

© DORNA, 2022

Official MotoGP Timing by TISSOT
www.motogp.com



Silverstone Circuit



5900 m.

Results and timing service provided by TISSOT

MONSTER ENERGY BRITISH GRAND PRIX**Free Practice Nr. 2****Best Partial Times****Moto3™***IT* Ideal Lap Time, sum of the best partial times*BT* Best Lap Time

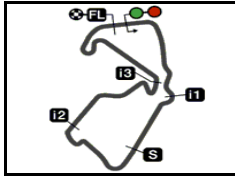
T1		T2		T3		T4				<i>IT</i>	<i>BT</i>	
<i>Pos</i>	<i>Rider</i>	<i>Time</i>	<i>Rider</i>	<i>Time</i>	<i>Rider</i>	<i>Time</i>	<i>Rider</i>	<i>Time</i>	<i>Pos</i>	<i>Rider</i>		
25	E.BARTOLINI	26.012	E.BARTOLINI	43.270	N.CARRARO	29.912	T.FURUSATO	34.119	25	N.CARRARO	2'13.449	2'13.912 (25)
26	A.SURRA	26.048	M.AJI	43.311	J.WHATLEY	30.007	E.BARTOLINI	34.173	26	M.AJI	2'13.625	2'13.946 (26)
27	J.WHATLEY	26.101	T.FURUSATO	43.560	M.AJI	30.083	M.AJI	34.235	27	T.FURUSATO	2'13.870	2'14.260 (27)
28	N.CARRARO	26.200	J.WHATLEY	43.603	A.CARRASCO	30.098	M.GARCIA	34.316	28	J.WHATLEY	2'14.049	2'14.489 (28)
29	A.CARRASCO	26.293	M.GARCIA	43.677	M.GARCIA	30.153	J.WHATLEY	34.338	29	M.GARCIA	2'14.618	2'14.680 (29)
30	M.GARCIA	26.472	A.CARRASCO	43.950	T.FURUSATO	30.225	A.CARRASCO	34.407	30	A.CARRASCO	2'14.748	2'14.748 (30)

These data/results cannot be reproduced, stored and/or transmitted in whole or in part by any manner of electronic, mechanical, photocopying, recording, broadcasting or otherwise now known or herein after developed without the previous express consent by the copyright owner, except for reproduction in daily press and regular printed publications on sale to the public within 60 days of the event related to those data/results and always provided that copyright symbol appears together as follows below.
© DORNA, 2022

Official MotoGP Timing by **TISSOT**
www.motogp.com



Silverstone Circuit



5900 m.

Results and timing service provided by TISSOT

Moto3™

MONSTER ENERGY BRITISH GRAND PRIX**Free Practice Nr. 2****Fastest Laps Sequence**

<i>Practice Time</i>	<i>Rider</i>	<i>Nation</i>	<i>Motorcycle</i>	<i>Time</i>	<i>Km/h</i>	<i>Rider's Lap</i>
4'47.589	54 Riccardo ROSSI	ITA	HONDA	2'14.779	157.5	2
6'14.309	82 Stefano NEPA	ITA	KTM	2'13.954	158.5	2
6'23.682	7 Dennis FOGGIA	ITA	HONDA	2'13.820	158.7	2
8'36.884	7 Dennis FOGGIA	ITA	HONDA	2'13.202	159.4	3
8'37.269	44 David MUÑOZ	SPA	KTM	2'13.065	159.6	3
8'38.160	53 Deniz ÖNCÜ	TUR	KTM	2'12.469	160.3	3
17'49.335	24 Tatsuki SUZUKI	JPN	HONDA	2'12.457	160.3	6
25'17.656	54 Riccardo ROSSI	ITA	HONDA	2'11.944	160.9	8
35'13.178	28 Izan GUEVARA	SPA	GASGAS	2'11.372	161.6	12
37'26.770	17 John MCPHEE	GBR	HUSQVARNA	2'10.939	162.2	11

These data/results cannot be reproduced, stored and/or transmitted in whole or in part by any manner of electronic, mechanical, photocopying, recording, broadcasting or otherwise now known or herein after developed without the previous express consent by the copyright owner, except for reproduction in daily press and regular printed publications on sale to the public within 60 days of the event related to those data/results and always provided that copyright symbol appears together as follows below.

© DORNA, 2022

Official MotoGP Timing by TISSOT
www.motogp.com

Silverstone, Friday, August 05, 2022

