


5900 m.

MONSTER ENERGY BRITISH GRAND PRIX

Free Practice Nr. 3

Classification

10

	Rider	Nation	Team	Motorcycle	Time	Lap Total	Gap	Top Speed
1	41 Aleix ESPARGARO	SPA	Aprilia Racing	APRILIA	1'58.254	10 14		337.5
2	89 Jorge MARTIN	SPA	Prima Pramac Racing	DUCATI	1'58.282	17 17	0.028 0.028	336.4
3	43 Jack MILLER	AUS	Ducati Lenovo Team	DUCATI	1'58.332	9 14	0.078 0.050	337.5
4	5 Johann ZARCO	FRA	Prima Pramac Racing	DUCATI	1'58.344	14 16	0.090 0.012	336.4
5	12 Maverick VIÑALES	SPA	Aprilia Racing	APRILIA	1'58.575	14 15	0.321 0.231	335.4
6	20 Fabio QUARTARARO	FRA	Monster Energy Yamaha MotoGP	YAMAHA	1'58.619	15 16	0.365 0.044	331.2
7	63 Francesco BAGNAIA	ITA	Ducati Lenovo Team	DUCATI	1'58.625	15 16	0.371 0.006	338.5
8	36 Joan MIR	SPA	Team SUZUKI ECSTAR	SUZUKI	1'58.657	16 17	0.403 0.032	333.3
9	10 Luca MARINI	ITA	Mooney VR46 Racing Team	DUCATI	1'58.663	15 17	0.409 0.006	334.3
10	42 Alex RINS	SPA	Team SUZUKI ECSTAR	SUZUKI	1'58.729	14 16	0.475 0.066	333.3
11	72 Marco BEZZECCHI	ITA	Mooney VR46 Racing Team	DUCATI	1'58.911	16 18	0.657 0.182	336.4
12	23 Enea BASTIANINI	ITA	Gresini Racing MotoGP	DUCATI	1'58.927	15 15	0.673 0.016	337.5
13	21 Franco MORBIDELLI	ITA	Monster Energy Yamaha MotoGP	YAMAHA	1'59.006	12 13	0.752 0.079	333.3
14	88 Miguel OLIVEIRA	POR	Red Bull KTM Factory Racing	KTM	1'59.066	16 17	0.812 0.060	332.3
15	73 Alex MARQUEZ	SPA	LCR Honda CASTROL	HONDA	1'59.110	15 18	0.856 0.044	332.3
16	44 Poli ESPARGARO	SPA	Repsol Honda Team	HONDA	1'59.225	14 16	0.971 0.115	335.4
17	4 Andrea DOVIZIOSO	ITA	WithU Yamaha RNF MotoGP Tea	YAMAHA	1'59.240	17 18	0.986 0.015	330.2
18	49 Fabio DI GIANNANTONIO	ITA	Gresini Racing MotoGP	DUCATI	1'59.485	12 16	1.231 0.245	336.4
19	33 Brad BINDER	RSA	Red Bull KTM Factory Racing	KTM	1'59.531	15 16	1.277 0.046	331.2
20	30 Takaaki NAKAGAMI	JPN	LCR Honda IDEMITSU	HONDA	1'59.623	12 15	1.369 0.092	332.3
21	87 Remy GARDNER	AUS	Tech3 KTM Factory Racing	KTM	1'59.649	15 15	1.395 0.026	331.2
22	6 Stefan BRADL	GER	Repsol Honda Team	HONDA	1'59.815	16 18	1.561 0.166	332.3
23	25 Raul FERNANDEZ	SPA	Tech3 KTM Factory Racing	KTM	2'00.065	9 14	1.811 0.250	331.2
24	40 Darryn BINDER	RSA	WithU Yamaha RNF MotoGP Tea	YAMAHA	2'00.639	11 15	2.385 0.574	329.2

Practice condition: Dry

Air: 18°

Humidity: 54%

Ground: 28°

Fastest Lap:	Lap: 10	Aleix ESPARGARO	1'58.254	179.6 Km/h
Best Race Lap:	2019	Marc MARQUEZ	1'59.936	177.0 Km/h
All Time Lap Record:	2019	Marc MARQUEZ	1'58.168	179.7 Km/h

The results are provisional until the end of the limit for protest and appeals.

Time limit for protest expires 30' after publication of the results - Time:

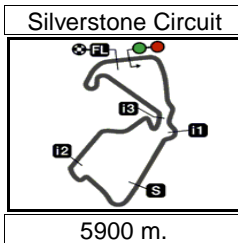
These data/results cannot be reproduced, stored and/or transmitted in whole or in part by any manner of electronic, mechanical, photocopying, recording, broadcasting or otherwise now known or herein after developed without the previous express consent by the copyright owner, except for reproduction in daily press and regular printed publications on sale to the public within 60 days of the event related to those data/results and always provided that copyright symbol appears together as follows below.

© DORNA, 2022

Official MotoGP Timing by TISSOT
www.motogp.com

Silverstone, Saturday, August 06, 2022





Results and timing service provided by TISSOT

MotoGP™

MONSTER ENERGY BRITISH GRAND PRIX

Free Practice Nr. 3

Combined Free Practice Times

11

	Rider	Nation	Team	MOTORCYCLE	FP1	FP2	FP3	Gap
1	41 A.ESPARGARO	SPA	Aprilia Racing	APRILIA	2'00.630	15 1'59.153	14 1'58.254	10
2	89 J.MARTIN	SPA	Prima Pramac Racing	DUCATI	2'00.948	19 1'59.657	15 1'58.282	17 0.028 0.028
3	43 J.MILLER	AUS	Ducati Lenovo Team	DUCATI	2'01.055	14 1'59.364	13 1'58.332	9 0.078 0.050
4	5 J.ZARCO	FRA	Prima Pramac Racing	DUCATI	1'59.893	13 1'59.134	15 1'58.344	14 0.090 0.012
5	12 M.VIÑALES	SPA	Aprilia Racing	APRILIA	2'00.799	16 1'59.123	15 1'58.575	14 0.321 0.231
6	20 F.QUARTARARO	FRA	Monster Energy Yamaha MotoGP	YAMAHA	2'00.438	16 1'58.946	14 1'58.619	15 0.365 0.044
7	63 F.BAGNAIA	ITA	Ducati Lenovo Team	DUCATI	1'59.920	12 1'59.385	14 1'58.625	15 0.371 0.006
8	36 J.MIR	SPA	Team SUZUKI ECSTAR	SUZUKI	2'00.843	18 1'59.100	15 1'58.657	16 0.403 0.032
9	10 L.MARINI	ITA	Mooney VR46 Racing Team	DUCATI	2'01.607	11 1'59.396	15 1'58.663	15 0.409 0.006
10	42 A.RINS	SPA	Team SUZUKI ECSTAR	SUZUKI	2'00.220	16 1'59.246	11 1'58.729	14 0.475 0.066
11	72 M.BEZZECCHI	ITA	Mooney VR46 Racing Team	DUCATI	2'01.112	6 1'59.378	17 1'58.911	16 0.657 0.182
12	23 E.BASTIANINI	ITA	Gresini Racing MotoGP	DUCATI	2'01.219	14 1'59.358	15 1'58.927	15 0.673 0.016
13	21 F.MORBIDELLI	ITA	Monster Energy Yamaha MotoGP	YAMAHA	2'01.775	10 2'00.138	15 1'59.006	12 0.752 0.079
14	88 M.OLIVEIRA	POR	Red Bull KTM Factory Racing	KTM	2'01.120	8 1'59.163	15 1'59.066	16 0.812 0.060
15	73 A.MARQUEZ	SPA	LCR Honda CASTROL	HONDA	2'01.174	8 1'59.789	14 1'59.110	15 0.856 0.044
16	44 P.ESPARGARO	SPA	Repsol Honda Team	HONDA	2'01.040	13 1'59.852	13 1'59.225	14 0.971 0.115
17	4 A.DOVIZIOSO	ITA	WithU Yamaha RNF MotoGP Team	YAMAHA	2'01.748	15 2'00.043	15 1'59.240	17 0.986 0.015
18	49 F.DI GIANNANTO	ITA	Gresini Racing MotoGP	DUCATI	2'02.179	16 1'59.986	15 1'59.485	12 1.231 0.245
19	33 B.BINDER	RSA	Red Bull KTM Factory Racing	KTM	2'00.994	15 2'00.144	4 1'59.531	15 1.277 0.046
20	30 T.NAKAGAMI	JPN	LCR Honda IDEMITSU	HONDA	2'00.448	18 2'00.003	4 1'59.623	12 1.369 0.092
21	87 R.GARDNER	AUS	Tech3 KTM Factory Racing	KTM	2'01.539	17 2'00.154	14 1'59.649	15 1.395 0.026
22	6 S.BRADL	GER	Repsol Honda Team	HONDA	2'02.062	15 1'59.801	16 1'59.815	16 1.547 0.152
23	25 R.FERNANDEZ	SPA	Tech3 KTM Factory Racing	KTM	2'01.578	6 2'02.062	7 2'00.065	9 1.811 0.264
24	40 D.BINDER	RSA	WithU Yamaha RNF MotoGP Team	YAMAHA	2'02.565	15 2'01.528	2 2'00.639	11 2.385 0.574

Pole Position Record:	2019	Marc MARQUEZ	1'58.168	179.7 Km/h
Best Race Lap:	2019	Marc MARQUEZ	1'59.936	177.0 Km/h
All Time Lap Record:	2019	Marc MARQUEZ	1'58.168	179.7 Km/h

The results are provisional until the end of the limit for protest and appeals.

Time limit for protest expires 60' after publication of the results - Time:

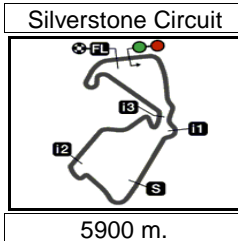
These data/results cannot be reproduced, stored and/or transmitted in whole or in part by any manner of electronic, mechanical, photocopying, recording, broadcasting or otherwise now known or herein after developed without the previous express consent by the copyright owner, except for reproduction in daily press and regular printed publications on sale to the public within 60 days of the event related to those data/results and always provided that copyright symbol appears together as follows below.

© DORNA, 2022

Official MotoGP Timing by TISSOT
www.motogp.com

Silverstone, Saturday, August 06, 2022





MONSTER ENERGY BRITISH GRAND PRIX

Free Practice Nr. 3

Top Speed & Average

12



Rider	Nation	Motorcycle	Top 5 speeds					Average	Top
63 Francesco BAGNAIA	ITA	DUCATI	338.5	337.5	337.5	336.4	336.4	337.3	338.5
23 Enea BASTIANINI	ITA	DUCATI	337.5	336.4	336.4	335.4	335.4	336.2	337.5
41 Aleix ESPARGARO	SPA	APRILIA	337.5	337.5	335.4	335.4	334.3	336.0	337.5
43 Jack MILLER	AUS	DUCATI	337.5	336.4	335.4	335.4	335.4	336.0	337.5
5 Johann ZARCO	FRA	DUCATI	336.4	335.4	335.4	334.3	334.3	334.9	336.4
49 Fabio DI GIANNANTONIO	ITA	DUCATI	336.4	335.4	334.3	333.3	333.3	334.1	336.4
72 Marco BEZZECCHI	ITA	DUCATI	336.4	334.3	334.3	332.3	332.3	333.5	336.4
89 Jorge MARTIN	SPA	DUCATI	336.4	335.4	335.4	334.3	334.3	335.0	336.4
12 Maverick VIÑALES	SPA	APRILIA	335.4	334.3	333.3	333.3	333.3	333.7	335.4
44 Poli ESPARGARO	SPA	HONDA	335.4	333.3	330.2	330.2	329.2	331.7	335.4
10 Luca MARINI	ITA	DUCATI	334.3	334.3	334.3	334.3	334.3	334.3	334.3
21 Franco MORBIDELLI	ITA	YAMAHA	333.3	333.3	330.2	330.2	330.2	331.2	333.3
36 Joan MIR	SPA	SUZUKI	333.3	332.3	331.2	331.2	331.2	331.6	333.3
42 Alex RINS	SPA	SUZUKI	333.3	333.3	332.3	332.3	331.2	332.1	333.3
6 Stefan BRADL	GER	HONDA	332.3	331.2	330.2	330.2	330.2	330.8	332.3
30 Takaaki NAKAGAMI	JPN	HONDA	332.3	332.3	331.2	330.2	329.2	330.5	332.3
73 Alex MARQUEZ	SPA	HONDA	332.3	331.2	330.2	329.2	329.2	330.1	332.3
88 Miguel OLIVEIRA	POR	KTM	332.3	331.2	331.2	330.2	330.2	330.7	332.3
20 Fabio QUARTARARO	FRA	YAMAHA	331.2	330.2	330.2	329.2	329.2	329.8	331.2
25 Raul FERNANDEZ	SPA	KTM	331.2	328.2	328.2	327.2	326.2	328.2	331.2
33 Brad BINDER	RSA	KTM	331.2	330.2	330.2	330.2	330.2	330.4	331.2
87 Remy GARDNER	AUS	KTM	331.2	331.2	330.2	330.2	329.2	330.2	331.2
4 Andrea DOVIZIOSO	ITA	YAMAHA	330.2	329.2	328.2	328.2	327.2	328.4	330.2
40 Darryn BINDER	RSA	YAMAHA	329.2	329.2	328.2	327.2	327.2	328.0	329.2

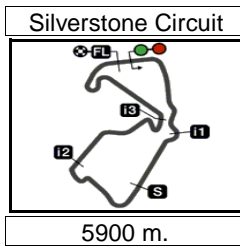
These data/results cannot be reproduced, stored and/or transmitted in whole or in part by any manner of electronic, mechanical, photocopying, recording, broadcasting or otherwise now known or herein after developed without the previous express consent by the copyright owner, except for reproduction in daily press and regular printed publications on sale to the public within 60 days of the event related to those data/results and always provided that copyright symbol appears together as follows below.

© DORNA, 2022

Official MotoGP Timing by TISSOT
www.motogp.com



Silverstone, Saturday, August 06, 2022



Results and timing service provided by TISSOT

MotoGP™

MONSTER ENERGY BRITISH GRAND PRIX
Free Practice Nr. 3
Chronological Analysis of Performances

13

* Lap / Sector time cancelled **T1** Time from finish line to 1st intermediate **T3** Time from 2nd intermed. to 3rd intermed.
P Crossing the finish line in pit lane **T2** Time from 1st intermed. to 2nd intermed. **T4** Time from 3rd intermediate to finish line
****** Tyre data subject to further updates

Lap	Lap Time	T1	T2	T3	T4	Speed	Lap	Lap Time	T1	T2	T3	T4	Speed					
1st	41	Alex ESPARGARO		APRILIA		SPA	Run # 3	Front Tyre Slick-Soft		Rear Tyre Slick-Soft		New Tyre						
		Aprilia Racing					4 Laps at start											
		Runs=2		Total laps=14		Full laps=9		14	5'24.077 *	19.371	38.231*	27.617	40.126	330.2				
Run #	1	Front Tyre	Slick-Soft	Rear Tyre	Slick-Medium			15	1'58.716	23.127	38.269	27.199	30.121	332.3				
		New Tyre		11 Laps at start				16	2'15.834	26.062	44.034	31.771	33.967	313.9				
1	3'03.288	20.012	41.590	28.981	30.987	313.9	17	1'58.282	23.021	38.202	27.085	29.974	335.4					
2	2'02.946	23.906	40.010	27.965	31.065	337.5												
3	2'00.774	23.767	38.852	27.570	30.585	335.4												
4	2'00.634	23.774	38.663	27.617	30.580	333.3												
5	1'59.984	23.442	38.560	27.550	30.432	337.5												
6	2'00.112	23.381	38.704	27.605	30.422	333.3												
7	2'20.306 P	26.387	42.611*	29.239	42.069	313.9												
Run #	2	Front Tyre	Slick-Medium	Rear Tyre	Slick-Soft			8	11'25.295	20.708	40.053	28.052	30.491	320.4				
		New Tyre		New Tyre				9	1'58.695	23.325	38.235	27.236	29.899	334.3				
8	11'25.295	20.708	40.053	28.052	30.491	320.4	10	1'58.254	23.064	38.023	27.144	30.023	335.4					
9	1'58.695	23.325	38.235	27.236	29.899	334.3	11	2'28.377 P	35.798*	43.468*	29.558	39.553	262.1					
10	1'58.254	23.064	38.023	27.144	30.023	335.4												
11	2'28.377 P	35.798*	43.468*	29.558	39.553	262.1												
Run #	3	Front Tyre	Slick-Medium	Rear Tyre	Slick-Soft			Run #	2	Front Tyre	Slick-Soft	Rear Tyre	Slick-Soft					
		4 Laps at start		4 Laps at start						New Tyre		New Tyre						
12	9'14.712	20.760	41.095	31.726	31.383	288.0	8	14'56.658	20.093	40.137	28.748	30.717	319.5					
13	2'00.954	23.709	38.739	27.994	30.512	330.2	9	1'58.332	23.172	38.105	27.043	30.012	333.3					
14	2'14.090	23.487	38.617	34.204	37.782	330.2	10	1'58.605	23.232	38.043	27.144	30.186	335.4					
												11	2'10.065 P	25.804	39.212	28.066	36.983	329.2
Run #	1	Front Tyre	Slick-Soft	Rear Tyre	Slick-Medium			Run #	3	Front Tyre	Slick-Soft	Rear Tyre	Slick-Soft					
		New Tyre		13 Laps at start						4 Laps at start		4 Laps at start						
1	2'51.290	20.269	41.359	28.911	31.759	302.5	12	4'37.376	21.120	41.072	28.611	30.826	310.3					
2	2'01.651	23.872	39.310	27.811	30.658	334.3	13	1'59.208 *	23.172*	38.208	27.630	30.198	335.4					
3	2'01.160	23.688	39.029	27.684	30.759	332.3	14	1'59.534 *	23.242	38.448	27.563*	30.281	337.5					
4	2'01.152	23.801	39.014	27.675	30.662	333.3												
5	2'01.201	23.783	38.949	27.750	30.719	334.3												
6	2'05.734 *	27.364	39.583*	28.070	30.717	309.4												
7	2'01.152	23.765	39.040	27.745	30.602	334.3												
8	2'01.160	23.778	38.968	27.663	30.751	335.4												
9	2'15.171 P	25.595	39.805*	29.417	40.354	313.0												
Run #	2	Front Tyre	Slick-Soft	Rear Tyre	Slick-Soft			Run #	1	Front Tyre	Slick-Soft	Rear Tyre	Slick-Medium					
		New Tyre		New Tyre						7 Laps at start		New Tyre						
10	9'45.339	21.679	41.885	28.342	30.989	321.4	1	2'40.979	21.094	42.240	28.783	31.156	263.4					
11	1'58.810	23.312	38.206	27.200	30.092	336.4	2	2'00.298	23.897	38.614	27.673	30.114	331.2					
12	2'03.773 *	26.166	38.672*	27.690	31.245	323.3	3	2'01.078	24.006	39.032	27.821	30.219	317.6					
13	2'10.667 P	23.792	39.807	28.070	38.998	333.3	4	1'59.476	23.601	38.483	27.323	30.069	333.3					
												5	2'00.761	23.734	38.677	27.670	30.680	334.3
												6	2'00.687	23.875	38.843	27.662	30.307	318.5
												7	2'00.269	23.492	38.468	27.581	30.728	334.3
												8	2'00.213	23.679	38.626	27.699	30.209	334.3
												9	1'59.903	23.520	38.489	27.525	30.369	335.4

Fastest Lap: Alex ESPARGARO Aprilia Racing SPA 1'58.254 23.064 38.023 27.144 30.023

These data/results cannot be reproduced, stored and/or transmitted in whole or in part by any manner of electronic, mechanical, photocopying, recording, broadcasting or otherwise now known or herein after developed without the previous express consent by the copyright owner, except for reproduction in daily press and regular printed publications on sale to the public within 60 days of the event related to those data/results and always provided that copyright symbol appears together as follows below.
© DORNA, 2022

Official MotoGP Timing by TISSOT
www.motogp.com

Silverstone, Saturday, August 06, 2022

Page 1 of 6



Free Practice Nr. 3

MotoGP

Lap	Lap Time	T1	T2	T3	T4	Speed	Lap	Lap Time	T1	T2	T3	T4	Speed	
10	2'17.335	P	25.766	42.782	29.246	39.541	298.3	12	1'58.654	23.239	38.167	27.187	30.061	329.2
Run # 2	Front Tyre	Slick-Soft	Rear Tyre	Slick-Soft				Run # 3	Front Tyre	Slick-Soft	Rear Tyre	Slick-Soft		
		New Tyre		New Tyre					4 Laps at start				New Tyre	
11	9'13.023		23.048	39.856	28.691	30.647	313.9	14	5'00.526	20.083	39.658	28.034	30.759	324.3
12	1'58.772		23.394	38.173	27.233	<u>29.972</u>	334.3	15	<u>1'58.619</u>	23.197	38.240	<u>27.132</u>	30.050	327.2
13	2'02.279	*	24.304	38.872*	28.632	30.471	313.0	16	1'58.582	* <u>23.139</u>	<u>38.147</u>	27.208*	30.088	329.2
14	<u>1'58.344</u>		23.215	38.033	<u>27.092</u>	30.004	<u>336.4</u>							
15	2'10.031	P	25.006	38.239*	28.834	37.952	318.5							
Run # 3	Front Tyre	Slick-Soft	Rear Tyre	Slick-Soft										
		5 Laps at start		New Tyre										
16	4'36.465		22.136	48.378	31.828	30.998	82.2							
	unfinished		<u>23.132</u>	<u>37.824</u>			335.4							

5th 12 **Maverick VIÑALES** APRILIA SPA
Aprilia Racing

Runs=2 Total laps=15 Full laps=9

Run #	Front Tyre	Slick-Soft	Rear Tyre	Slick-Soft		
		New Tyre		3 Laps at start		
1	3'02.777	19.698	41.260	28.739	30.869	302.5
2	2'02.612	24.181	39.334	27.839	31.258	332.3
3	2'00.278	23.674	38.649	27.570	30.385	333.3
4	1'59.916	23.680	38.520	27.409	30.307	332.3
5	1'59.988	23.622	38.494	27.454	30.418	334.3
6	1'59.594	23.398	38.496	27.421	30.279	333.3
7	2'01.829	23.469	38.902	28.448	31.010	329.2
8	2'08.302	P	23.571	38.376	27.492	<u>335.4</u>

Run #	Front Tyre	Slick-Soft	Rear Tyre	Slick-Soft			
		New Tyre		New Tyre			
9	10'00.137	19.529	38.945	27.600	30.305	332.3	
10	1'58.599	23.309	<u>38.038</u>	<u>27.140</u>	30.112	333.3	
11	2'16.327	P	23.845	42.904	29.018	40.560	328.2

Run #	Front Tyre	Slick-Medium	Rear Tyre	Slick-Soft			
		New Tyre		New Tyre			
12	8'43.011	19.388	38.806	27.602	30.261	330.2	
13	1'58.600	23.194	38.140	27.162	<u>30.104</u>	332.3	
14	<u>1'58.575</u>	23.160	38.095	27.171	30.149	333.3	
15	2'04.270	*	<u>23.150</u>	38.246	30.213*	32.661	333.3

6th 20 **Fabio QUARTARARO** YAMAHA FRA
Monster Energy Yamaha MotoGP

Runs=2 Total laps=16 Full laps=9

Run #	Front Tyre	Slick-Soft	Rear Tyre	Slick-Medium			
		3 Laps at start		12 Laps at start			
1	3'37.044	20.775	42.251	29.676	31.918	301.6	
2	2'02.627	*	24.379	39.455*	27.971	30.822	326.2
3	2'00.571	23.656	38.877	27.522	30.516	328.2	
4	2'00.564	23.589	38.729	27.510	30.736	330.2	
5	2'00.246	23.601	38.664	27.461	30.520	329.2	
6	2'07.510	23.472	38.715	27.567	37.756	328.2	
7	2'00.533	23.597	38.670	27.715	30.551	328.2	
8	2'00.151	23.550	38.544	27.523	30.534	329.2	
9	2'14.162	P	23.543	38.792	29.778	42.049	330.2

Run #	Front Tyre	Slick-Soft	Rear Tyre	Slick-Soft		
		New Tyre		New Tyre		
10	10'18.667	20.670	40.133	28.558	30.615	322.3
11	1'58.642	23.260	38.167	27.189	<u>30.026</u>	<u>331.2</u>

7th 63 **Francesco BAGNAIA** DUCATI ITA
Ducati Lenovo Team

Runs=3 Total laps=16 Full laps=8

Run #	Front Tyre	Slick-Soft	Rear Tyre	Slick-Medium			
		8 Laps at start		New Tyre			
1	3'05.579	20.682	40.945	28.470	30.757	304.2	
2	2'00.558	23.572	38.634	27.570	30.782	336.4	
3	1'59.741	*	23.444	38.441*	27.494	30.362	337.5
4	2'03.401	25.980	38.624	27.541	31.256	336.4	
5	1'59.868	23.430	38.574	27.430	30.434	<u>338.5</u>	
6	1'59.707	23.461	38.554	27.435	30.257	337.5	
7	2'13.963	P	27.642	39.790	28.173	38.358	334.3

Run #	Front Tyre	Slick-Soft	Rear Tyre	Slick-Medium			
		15 Laps at start		7 Laps at start			
8	10'09.110	19.393	39.409	27.801	30.668	325.3	
9	2'06.555	P	23.444	38.581	27.420	37.110	334.3

Run #	Front Tyre	Slick-Soft	Rear Tyre	Slick-Soft			
		New Tyre		New Tyre			
10	5'21.088	21.855	39.468	27.964	30.443	330.2	
11	1'58.826	23.215	38.216	<u>27.086</u>	30.309	335.4	
12	2'10.708	P	25.463*	38.988*	28.145	38.112	331.2

Run #	Front Tyre	Slick-Soft	Rear Tyre	Slick-Soft		
		3 Laps at start		New Tyre		
13	3'20.968	18.746	39.288	27.453	30.296	331.2
14	2'01.032	23.198	38.191	29.008	30.635	334.3
15	<u>1'58.625</u>	<u>23.154</u>	<u>38.135</u>	27.161	<u>30.175</u>	335.4
16	2'17.483	27.387	41.840	31.675	36.581	295.0

8th 36 **Joan MIR** SUZUKI SPA
Team SUZUKI ECSTAR

Runs=3 Total laps=17 Full laps=9

Run #	Front Tyre	Slick-Soft	Rear Tyre	Slick-Soft			
		4 Laps at start		4 Laps at start			
1	2'34.596	21.045	40.985	28.714	31.169	316.7	
2	2'01.919	24.071	39.118	28.038	30.692	331.2	
3	2'00.967	23.766	38.901	27.699	30.601	330.2	
4	2'00.724	23.782	38.755	27.759	30.428	<u>333.3</u>	
5	2'26.638	P	28.685	47.682*	30.172	40.099	304.2

Run #	Front Tyre	Slick-Soft	Rear Tyre	Slick-Medium			
		9 Laps at start		7 Laps at start			
6	5'58.294	19.993	40.393	28.097	30.863	309.4	
7	2'00.832	23.780	38.854	27.593	30.605	331.2	
8	2'00.191	23.638	38.580	27.501	30.472	331.2	
9	2'15.106	P	25.440	40.237	28.457	40.972	323.3

Run #	Front Tyre	Slick-Soft	Rear Tyre	Slick-Soft		
		New Tyre		New Tyre		
10	4'41.588	19.681	39.539	27.658	30.471	310.3
11	1'58.907	23.407	38.176	27.204	30.120	332.3

Fastest Lap: Aleix ESPARGARO Aprilia Racing SPA **1'58.254** 23.064 38.023 27.144 30.023

These data/results cannot be reproduced, stored and/or transmitted in whole or in part by any manner of electronic, mechanical, photocopying, recording, broadcasting or otherwise now known or herein after developed without the previous express consent by the copyright owner, except for reproduction in daily press and regular printed publications on sale to the public within 60 days of the event related to those data/results and always provided that copyright symbol appears together as follows below.
© DORNA, 2022



Free Practice Nr. 3

MotoGP

Lap	Lap Time	T1	T2	T3	T4	Speed	Lap	Lap Time	T1	T2	T3	T4	Speed		
12	2'12.277	P	25.193	40.104*	29.009	37.971	323.3	12	2'25.740	P	23.347	45.513	34.883	41.997	193.5
Run # 4	Front Tyre	Slick-Soft	Rear Tyre	Slick-Soft				Run # 4	Front Tyre	Slick-Soft	Rear Tyre	Slick-Soft			
3 Laps at start				New Tyre				2 Laps at start				New Tyre			
13	5'00.825		19.240	38.953	27.497	30.393	331.2	13	5'08.154		19.577	39.935	27.743	30.412	301.6
14	1'59.243		23.389	38.260	27.293	30.301	331.2	14	1'58.729	23.245	38.219	27.221	30.044	332.3	
15	2'06.770		23.350	43.989	28.547	30.884	331.2	15	2'24.585		30.603	48.341	34.650	30.991	164.1
16	1'58.657	23.272	38.169	27.142	30.074	330.2	16	2'05.785	*	25.306	42.496	27.608*	30.375	333.3	
17	2'22.811	*	27.273	47.001*	32.366*	36.171	310.3								

9th 10 **Luca MARINI** DUCATI ITA
Mooney VR46 Racing Team

11th 72 **Marco BEZZECCHI** DUCATI ITA
Mooney VR46 Racing Team

Runs=2 Total laps=17 Full laps=10

Run #	1	Front Tyre	Slick-Soft	Rear Tyre	Slick-Soft	Speed	
		4 Laps at start		4 Laps at start			
1	3'10.259	21.524	41.391	28.738	31.116	293.4	
2	2'01.993	23.895	39.445	27.969	30.684	332.3	
3	2'00.918	23.759	38.905	27.570	30.684	332.3	
4	2'00.901	23.628	38.874	27.723	30.676	333.3	
5	2'00.617	23.703	38.673	27.549	30.692	334.3	
6	2'01.286	23.706	38.937	27.811	30.832	332.3	
7	2'02.085	23.991	39.181	27.943	30.970	332.3	
8	2'02.280	23.986	38.976	28.140	31.178	334.3	
9	2'26.098	P	28.472*	45.426*	31.710	40.490	307.6
Run # 2		Front Tyre	Slick-Soft	Rear Tyre	Slick-Soft		
		New Tyre		New Tyre			
10	7'30.023	19.978	39.150	27.556	30.376	329.2	
11	1'59.274	23.321	38.427	27.362	30.164	334.3	
12	2'06.077	23.401	42.598	28.886	31.192	333.3	
13	2'11.885	P	23.510	39.925	29.279	39.171	331.2
Run # 3		Front Tyre	Slick-Soft	Rear Tyre	Slick-Soft		
		4 Laps at start		New Tyre			
14	5'07.308	19.641	40.313	28.187	30.546	304.2	
15	1'58.663	23.231	38.153	27.283	29.996	334.3	
16	2'30.944	*	43.346*	48.429*	28.636	30.533	300.0
17	2'00.280	*	23.333	38.439	27.789*	30.719	334.3

10th 42 **Alex RINS** SUZUKI SPA
Team SUZUKI ECSTAR

Runs=2 Total laps=18 Full laps=12

Run #	1	Front Tyre	Slick-Soft	Rear Tyre	Slick-Soft	Speed	
		4 Laps at start		6 Laps at start			
1	2'28.072	22.499	42.746	28.970	31.791	309.4	
2	2'02.055	24.240	38.922	28.254	30.639	330.2	
3	2'01.048	23.858	38.769	27.802	30.619	331.2	
4	2'01.373	24.185	38.767	27.838	30.583	332.3	
5	2'01.071	23.693	38.775	27.894	30.709	332.3	
6	2'01.329	23.745	39.059	27.819	30.706	331.2	
7	2'01.354	23.963	38.979	27.723	30.689	329.2	
8	2'01.632	23.754	38.985	28.100	30.793	330.2	
9	2'02.110	23.793	39.294	28.057	30.966	330.2	
10	2'15.216	P	25.875	40.651*	29.523	39.167	320.4
Run # 2		Front Tyre	Slick-Soft	Rear Tyre	Slick-Soft		
		New Tyre		New Tyre			
11	8'42.004	21.344	42.878	35.127	31.330	305.9	
12	2'00.035	23.562	38.593	27.525	30.355	332.3	
13	1'59.369	23.382	38.287	27.414	30.286	332.3	
14	2'10.101	P	24.129	39.311	29.026	37.635	329.2
Run # 3		Front Tyre	Slick-Soft	Rear Tyre	Slick-Soft		
		4 Laps at start		New Tyre			
15	3'01.236	*	18.871	38.408*	28.029	31.255	334.3
16	1'58.911	23.330	38.277	27.272	30.032	334.3	
17	2'16.568	*	26.178*	47.131*	32.561	30.698	141.3
18	1'59.003	23.274	38.102	27.344	30.283	336.4	

12th 23 **Enea BASTIANINI** DUCATI ITA
Gresini Racing MotoGP

Runs=3 Total laps=16 Full laps=8

Runs=2 Total laps=15 Full laps=9

Run #	1	Front Tyre	Slick-Soft	Rear Tyre	Slick-Soft	Speed	
		17 Laps at start		10 Laps at start			
1	2'50.552	20.943	41.348	29.063	31.230	309.4	
2	2'01.845	23.907	39.226	28.026	30.686	330.2	
3	2'01.368	23.730	39.044	27.897	30.697	331.2	
4	2'14.242	P	26.090*	40.054	28.321	39.777	321.4
Run # 2		Front Tyre	Slick-Medium	Rear Tyre	Slick-Medium		
		New Tyre		New Tyre			
5	6'25.334	20.931	40.284	28.720	31.021	325.3	
6	2'00.319	23.640	38.679	27.593	30.407	331.2	
7	1'59.610	23.363	38.452	27.419	30.376	332.3	
8	1'59.607	23.353	38.519	27.413	30.322	333.3	
9	1'59.431	23.364	38.356	27.364	30.347	331.2	
10	2'11.972	P	23.441	39.025	28.730	40.776	314.8
Run # 3		Front Tyre	Slick-Soft	Rear Tyre	Slick-Soft		
		New Tyre		New Tyre			
11	5'21.701	21.726	40.824	27.933	30.510	320.4	

Run #	1	Front Tyre	Slick-Soft	Rear Tyre	Slick-Soft	Speed	
		4 Laps at start		4 Laps at start			
1	2'41.908	21.237	41.834	28.923	31.597	283.4	
2	2'01.383	23.863	39.074	27.848	30.598	332.3	
3	2'03.442	23.722	38.873	29.631	31.216	335.4	
4	2'00.704	23.679	38.798	27.713	30.514	336.4	
5	2'04.078	23.560	39.731	29.534	31.253	323.3	
6	2'02.477	23.781	38.888	28.021	31.787	335.4	
7	2'01.316	23.710	39.019	27.842	30.745	333.3	
8	2'10.311	P	25.061	39.188	27.906	38.156	334.3
Run # 2		Front Tyre	Slick-Soft	Rear Tyre	Slick-Soft		
		New Tyre		New Tyre			
9	11'35.803	21.649	40.723	28.182	30.728	318.5	
10	2'00.056	*	23.529	38.647*	27.531	30.349	334.3
11	2'00.025	23.508	38.516	27.505	30.496	334.3	
12	2'09.673	P	24.953	39.386	27.829	37.505	329.2

Fastest Lap: Aleix ESPARGARO Aprilia Racing SPA **1'58.254** 23.064 38.023 27.144 30.023

These data/results cannot be reproduced, stored and/or transmitted in whole or in part by any manner of electronic, mechanical, photocopying, recording, broadcasting or otherwise now known or herein after developed without the previous express consent by the copyright owner, except for reproduction in daily press and regular printed publications on sale to the public within 60 days of the event related to those data/results and always provided that copyright symbol appears together as follows below.
© DORNA, 2022



Free Practice Nr. 3

MotoGP

Lap	Lap Time	T1	T2	T3	T4	Speed
Run # 3	Front Tyre Slick-Soft	Rear Tyre Slick-Soft		New Tyre		
4 Laps at start						
13	6'14.948	20.445	39.441	28.239	30.891	322.3
14	2'01.483	23.402	38.381	29.371	30.329	336.4
15	1'58.927	23.159	38.265	27.353	30.150	337.5

13th 21 **Franco MORBIDELLI** YAMAHA ITA
 Monster Energy Yamaha MotoGP
 Runs=2 Total laps=13 Full laps=7

Run # 1	Front Tyre Slick-Soft	Rear Tyre Slick-Medium		New Tyre		
6 Laps at start						
11 Laps at start						
1	2'28.576	33.180	44.439	29.230	31.368	298.3
2	2'02.661	24.298	39.378	28.226	30.759	315.7
3	2'02.307	23.958	39.472	28.016	30.861	329.2
4	2'01.738	23.960	38.992	27.942	30.844	330.2
5	2'01.401	23.857	38.897	27.881	30.766	330.2
6	2'01.740	23.738	39.173	28.045	30.784	328.2
7	2'09.756 P	23.816	39.091	27.913	38.936	330.2

Run # 2	Front Tyre Slick-Soft	Rear Tyre Slick-Soft		New Tyre		
3 Laps at start						
8	12'30.329	20.220	39.211	27.858	30.530	321.4
9	1'59.525	23.441	38.332	27.413	30.339	333.3
10	2'07.198 P	23.349	38.206	27.395	38.248	333.3

Run # 3	Front Tyre Slick-Soft	Rear Tyre Slick-Soft		New Tyre		
3 Laps at start						
11	10'07.785	20.255	39.521	27.932	30.846	313.9
12	1'59.006	23.411	38.221	27.221	30.153	330.2
13	2'15.007 *	28.666	42.969*	30.256*	33.116	266.6

14th 88 **Miguel OLIVEIRA** KTM POR
 Red Bull KTM Factory Racing
 Runs=2 Total laps=17 Full laps=10

Run # 1	Front Tyre Slick-Soft	Rear Tyre Slick-Soft		New Tyre		
4 Laps at start						
1	2'38.776	21.811	41.309	29.040	31.421	288.0
2	2'01.479	23.903	39.158	27.918	30.500	330.2
3	2'00.557	23.550	38.825	27.739	30.443	330.2
4	2'00.201	23.468	38.740	27.548	30.445	330.2
5	2'00.979	23.412	38.670	28.211	30.686	331.2
6	2'00.611	23.560	38.874	27.661	30.516	329.2
7	2'00.789	23.497	38.835	27.758	30.699	328.2
8	2'14.252 P	28.190	39.329*	28.990	37.743	323.3

Run # 2	Front Tyre Slick-Soft	Rear Tyre Slick-Soft		New Tyre		
7 Laps at start						
10 Laps at start						
9	9'10.816	20.795	39.424	27.800	30.319	320.4
10	1'59.334	23.465	38.377	27.335	30.157	330.2
11	1'59.096	23.243	38.425	27.315	30.113	331.2
12	2'10.119 P	24.944	39.306*	28.765	37.104	320.4

Run # 3	Front Tyre Slick-Medium	Rear Tyre Slick-Soft		New Tyre		
2 Laps at start						
13	6'40.832	20.832	39.230	27.950	30.499	324.3
14	1'59.338	23.464	38.348	27.407	30.119	329.2
15	2'03.097 *	23.272*	38.374	30.845	30.606	330.2
16	1'59.066	23.196	38.087	27.396	30.387	332.3
17	2'08.623 *	28.954	39.846*	28.587	31.236	316.7

15th 73 **Alex MARQUEZ** HONDA SPA
 LCR Honda CASTROL
 Runs=2 Total laps=18 Full laps=10

Run # 1	Front Tyre Slick-Soft	Rear Tyre Slick-Soft		New Tyre		
4 Laps at start						
1	2'23.004	20.822	42.572	30.202	31.530	289.5
2	2'03.381	24.566	39.418	28.337	31.060	324.3
3	2'01.698	23.731	39.110	28.015	30.842	327.2
4	2'00.924	23.677	38.866	27.783	30.598	329.2
5	2'01.023	23.631	38.915	27.841	30.636	328.2
6	2'01.261	23.548	39.090	28.004	30.619	328.2
7	2'05.594 *	27.171*	39.778	28.126	30.519	316.7
8	2'01.115	23.549	39.136	27.776	30.654	332.3
9	2'08.987 P	24.371	39.082	28.177	37.357	329.2

Run # 2	Front Tyre Slick-Soft	Rear Tyre Slick-Soft		New Tyre		
4 Laps at start						
10	8'07.693 *	19.205	38.922*	28.127	30.368	316.7
11	1'59.415	23.378	38.364	27.553	30.120	330.2
12	1'59.600	23.363	38.559	27.535	30.143	329.2
13	2'13.409 P	28.823	39.080	27.993	37.513	319.5

Run # 3	Front Tyre Slick-Soft	Rear Tyre Slick-Soft		New Tyre		
4 Laps at start						
14	5'32.953 *	19.017	39.867*	27.880	30.277	307.6
15	1'59.110	23.277	38.318	27.403	30.112	329.2
16	2'08.620 *	28.565*	41.655	28.076	30.324	238.9
17	2'07.981	23.277	38.476	32.047	34.181	331.2
18	2'07.121 *	23.340	38.475*	33.586	31.720	327.2

16th 44 **Poi ESPARGARO** HONDA SPA
 Repsol Honda Team
 Runs=3 Total laps=16 Full laps=6

Run # 1	Front Tyre Slick-Soft	Rear Tyre Slick-Soft		New Tyre		
3 Laps at start						
1	2'39.123	21.247	41.312	28.913	31.462	293.4
2	2'01.697	24.028	39.153	27.903	30.613	326.2
3	2'04.803	23.735	40.610	29.525	30.933	329.2
4	2'01.174	23.695	39.104	27.840	30.535	327.2
5	2'10.950 *	25.819*	41.357*	30.294	33.480	309.4
6	2'05.488	23.954	42.549	28.276	30.709	326.2
7	2'11.905 P	23.769	41.279	28.810	38.047	330.2

Run # 2	Front Tyre Slick-Soft	Rear Tyre Slick-Soft		New Tyre		
7 Laps at start						
10 Laps at start						
8	5'55.331 *	19.122	39.716*	28.933	31.133	313.0
9	2'06.953	24.026	43.345	28.370	31.212	328.2
10	2'11.331 P	24.353	40.712*	28.655	37.611	312.1

Run # 3	Front Tyre Slick-Soft	Rear Tyre Slick-Soft		New Tyre		
2 Laps at start						
11	6'38.619 *	19.352	39.546*	29.188	38.935	324.3
12	2'08.314 P	23.604	38.705*	29.594	36.411	330.2

Run # 4	Front Tyre Slick-Soft	Rear Tyre Slick-Soft		New Tyre		
2 Laps at start						
13	4'26.131	19.002	40.328	28.164	30.913	308.5
14	1'59.225	23.344	38.359	27.404	30.118	335.4
15	2'20.234 *	29.458	47.854*	32.403	30.519	188.1
16	2'15.341 *	23.385	48.818	29.797*	33.341	333.3

Fastest Lap: Aleix ESPARGARO Aprilia Racing SPA **1'58.254** 23.064 38.023 27.144 30.023

These data/results cannot be reproduced, stored and/or transmitted in whole or in part by any manner of electronic, mechanical, photocopying, recording, broadcasting or otherwise now known or herein after developed without the previous express consent by the copyright owner, except for reproduction in daily press and regular printed publications on sale to the public within 60 days of the event related to those data/results and always provided that copyright symbol appears together as follows below.
 © DORNA, 2022

Official MotoGP Timing by TISSOT
 www.motogp.com

Silverstone, Saturday, August 06, 2022

Page 4 of 6



Free Practice Nr. 3

MotoGP

Lap	Lap Time	T1	T2	T3	T4	Speed	Lap	Lap Time	T1	T2	T3	T4	Speed	
17th	4	Andrea DOVIZIOSO YAMAHA ITA WithU Yamaha RNF MotoGP Team						19th	33	Brad BINDER KTM RSA Red Bull KTM Factory Racing				
Runs=2 Total laps=18 Full laps=12							Runs=2 Total laps=16 Full laps=10							
Run #	1	Front Tyre	Slick-Soft	Rear Tyre	Slick-Medium		Run #	1	Front Tyre	Slick-Soft	Rear Tyre	Slick-Medium		
4 Laps at start							New Tyre							
1	2'42.019	22.268	41.279	29.182	31.373	289.5	1	2'42.415	20.724	41.164	29.113	31.459	291.1	
2	2'01.782	23.968	39.313	27.989	30.512	324.3	2	2'00.974	23.885	38.792	27.834	30.463	330.2	
3	2'01.988	23.701	39.094	28.252	30.941	322.3	3	2'01.451	23.979	38.970	27.866	30.636	331.2	
4	2'01.226	23.723	39.053	27.857	30.593	326.2	4	2'00.590	23.746	38.839	27.686	30.319	330.2	
5	2'00.980	23.720	38.954	27.724	30.582	330.2	5	2'00.507	23.490	38.930	27.699	30.388	330.2	
6	2'00.966	23.715	38.924	27.766	30.561	328.2	6	2'00.424	23.379	38.742	27.795	30.508	330.2	
7	2'07.083	27.260	40.844	28.052	30.927	266.0	7	2'18.403 P	23.900	42.924	28.484	43.095	330.2	
8	2'08.537	23.665	38.909	27.869	38.094	327.2	Run # 2 Front Tyre Slick-Soft Rear Tyre Slick-Soft							
9	2'08.425	27.885	40.556	28.687	31.297	317.6	New Tyre New Tyre							
10	2'00.853	23.612	38.678	27.725	30.838	328.2	8	8'27.187	20.641	39.639	28.045	30.613	322.3	
11	2'14.330 P	25.876	40.740	29.131	38.583	317.6	9	2'00.534	23.497	38.889	27.851	30.297	326.2	
Run # 2 Front Tyre Slick-Soft Rear Tyre Slick-Soft							10	1'59.665	23.230	38.645	27.429	30.361	325.3	
New Tyre New Tyre							11	2'03.477	23.320	41.719	27.952	30.486	329.2	
12	8'37.845	19.543	44.429	30.606	40.463	320.4	12	2'12.550 P	26.435	38.945	28.486	38.684	329.2	
13	2'05.249	23.958	40.606	29.889	30.796	322.3	Run # 3 Front Tyre Slick-Medium Rear Tyre Slick-Soft							
14	2'00.262	23.470	38.657	27.638	30.497	326.2	New Tyre New Tyre							
15	2'12.767 P	27.173	39.709	28.331	37.554	324.3	13	8'05.324	24.071	51.554	28.590	30.711	312.1	
Run # 3 Front Tyre Slick-Soft Rear Tyre Slick-Soft							14	2'06.146	23.453	44.364	27.895	30.434	327.2	
4 Laps at start New Tyre							15	1'59.531	23.197	38.385	27.504	30.445	326.2	
16	3'08.897	19.818	39.562	28.012	30.698	312.1	16	2'01.075 *	23.112	38.415	28.572*	30.976	325.3	
17	1'59.240	23.365	38.436	27.321	30.118	329.2	20th 30 Takaaki NAKAGAMI HONDA JPN LCR Honda IDEMITSU							
18	2'00.812 *	23.351	38.408	27.465*	31.588	327.2	Runs=2 Total laps=15 Full laps=6							
18th	49	Fabio DI GIANNANTON DUCATI ITA Gresini Racing MotoGP												
Runs=2 Total laps=16 Full laps=8														
Run #	1	Front Tyre	Slick-Soft	Rear Tyre	Slick-Soft		Run #	1	Front Tyre	Slick-Soft	Rear Tyre	Slick-Soft		
4 Laps at start							4 Laps at start							
1	3'07.109	20.813	40.817	28.796	31.029	305.0	1	2'32.321	21.136	42.080	29.310	32.043	286.4	
2	2'01.558	23.906	39.060	27.882	30.710	332.3	2	2'01.228	23.874	38.983	27.803	30.568	324.3	
3	2'01.006	23.854	38.723	27.625	30.804	333.3	3	2'00.407 *	23.732	38.721*	27.568	30.386	332.3	
4	2'01.725	23.744	39.319	27.879	30.783	334.3	4	2'07.398 P	23.970	39.156	27.987	36.285	320.4	
5	2'00.742	23.583	38.889	27.599	30.671	333.3	Run # 2 Front Tyre Slick-Soft Rear Tyre Slick-Soft							
6	2'05.276 *	27.281*	39.079*	28.127	30.789	321.4	New Tyre New Tyre							
7	2'01.261	23.773	38.999	27.803	30.686	333.3	5	8'40.237	20.608	40.735	29.735	31.297	309.4	
8	2'01.746	23.705	38.828	28.301	30.912	336.4	6	2'01.552	24.631	38.684	27.709	30.528	329.2	
9	2'14.113 P	23.912	39.141	30.102	40.958	331.2	7	2'04.499	23.423	42.305	28.376	30.395	258.9	
Run # 2 Front Tyre Slick-Soft Rear Tyre Slick-Soft							8	1'59.700	23.484	38.526	27.436	30.254	328.2	
New Tyre New Tyre							9	2'09.352 *	30.406*	40.025*	28.495	30.426	313.0	
10	11'25.828	23.187	39.729	28.297	30.739	329.2	10	2'07.186 P	23.507	38.636	27.444	37.599	329.2	
11	1'59.985	23.556	38.468	27.375	30.586	333.3	Run # 3 Front Tyre Slick-Soft Rear Tyre Slick-Soft							
12	1'59.485	23.297	38.484	27.288	30.416	333.3	6 Laps at start New Tyre							
13	2'10.864 P	25.541*	38.979*	28.562	37.782	321.4	11	11'03.069 *	20.191	40.269	28.189	31.214*	320.4	
Run # 3 Front Tyre Slick-Soft Rear Tyre Slick-Soft							12	1'59.623	23.500	38.487	27.436	30.200	330.2	
4 Laps at start New Tyre							13	1'59.309 *	23.408	38.337*	27.454	30.110	331.2	
14	3'54.104	20.453	39.641	28.049	30.866	324.3	14	2'08.532	23.264	38.371	32.946	33.951	332.3	
15	2'03.554 *	23.535*	39.048	30.373	30.598	331.2	15	2'00.324 *	23.331	38.341*	27.381	31.271	329.2	
16	1'59.175 *	23.146	38.372	27.359*	30.298	335.4								

Fastest Lap: Aleix ESPARGARO Aprilia Racing SPA **1'58.254** 23.064 38.023 27.144 30.023

These data/results cannot be reproduced, stored and/or transmitted in whole or in part by any manner of electronic, mechanical, photocopying, recording, broadcasting or otherwise now known or herein after developed without the previous express consent by the copyright owner, except for reproduction in daily press and regular printed publications on sale to the public within 60 days of the event related to those data/results and always provided that copyright symbol appears together as follows below.
© DORNA, 2022



Free Practice Nr. 3

MotoGP

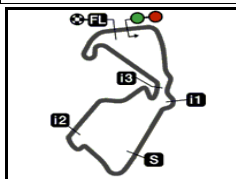
Lap	Lap Time	T1	T2	T3	T4	Speed	Lap	Lap Time	T1	T2	T3	T4	Speed	
21st	87	Remy GARDNER				KTM	AUS							
Tech3 KTM Factory Racing														
Runs=2 Total laps=15 Full laps=8							Runs=2 Total laps=14 Full laps=7							
Run #	1	Front Tyre	Slick-Soft	Rear Tyre	Slick-Soft		Run #	1	Front Tyre	Slick-Soft	Rear Tyre	Slick-Soft		
		4 Laps at start			4 Laps at start					2 Laps at start			2 Laps at start	
1	2'39.431	23.192	42.337	29.723	32.613	270.6	1	2'42.889	21.173	41.231	32.526	34.107	288.7	
2	2'01.772	23.902	39.272	27.873	30.725	319.5	2	2'02.356	23.950	39.469	28.118	30.819	325.3	
3	2'01.548	23.750	39.250	27.726	30.822	331.2	3	2'02.133	24.014	39.413	28.059	30.647	319.5	
4	2'03.299	23.714	39.221	27.625	32.739	322.3	4	2'01.004	23.722	38.891	27.767	30.624	324.3	
5	2'01.353	23.710	39.199	27.733	30.711	331.2	5	2'01.156	23.691	38.994	27.768	30.703	327.2	
6	2'20.779 *	31.424	46.230*	30.104	33.021	248.8	6	2'14.868 *	30.784*	44.323*	28.702	31.059	243.2	
7	2'13.488 P	23.809	39.383	28.855	41.441	326.2	7	2'24.526 P	23.802	39.218	35.524	45.982	328.2	
Run #	2	Front Tyre	Slick-Soft	Rear Tyre	Slick-Soft		Run #	2	Front Tyre	Slick-Soft	Rear Tyre	Slick-Soft		
		New Tyre			New Tyre					New Tyre			New Tyre	
8	11'32.153	40.165	42.755	28.409	30.692	271.3	8	11'26.212	25.278	43.322	29.207	32.925	301.6	
9	2'00.233	23.507	38.670	27.516	30.540	329.2	9	2'00.065	23.418	38.722	27.543	30.382	326.2	
10	2'00.282	23.716	38.705	27.440	30.421	330.2	10	2'00.315	23.459	38.732	27.513	30.611	328.2	
11	2'24.530 P	29.874*	42.952	32.154	39.550	316.7	11	2'24.427 P	30.284*	40.984*	33.161	39.998	317.6	
Run #	3	Front Tyre	Slick-Soft	Rear Tyre	Slick-Soft		Run #	3	Front Tyre	Slick-Soft	Rear Tyre	Slick-Soft		
		4 Laps at start			New Tyre					4 Laps at start			New Tyre	
12	7'21.145	22.013	40.625	31.497	35.163	308.5	12	7'37.514 *	21.880	40.588*	29.020	32.713	310.3	
13	2'06.777 *	23.721	42.044*	28.821	32.191	289.5	13	2'04.552 *	23.444*	38.643	31.825	30.640	325.3	
14	2'07.926	23.312	38.437	27.387	38.790	330.2	14	2'09.714	23.279	38.872	36.725	30.838	331.2	
15	1'59.649	23.285	38.498	27.410	30.456	329.2								
22nd	6	Stefan BRADL				HONDA	GER							
Repsol Honda Team														
Runs=3 Total laps=18 Full laps=9							Runs=2 Total laps=15 Full laps=10							
Run #	1	Front Tyre	Slick-Soft	Rear Tyre	Slick-Soft		Run #	1	Front Tyre	Slick-Soft	Rear Tyre	Slick-Medium		
		3 Laps at start			3 Laps at start					4 Laps at start			2 Laps at start	
1	2'31.492	21.416	42.310	29.746	31.542	286.4	1	2'28.311	21.916	43.037	29.893	32.558	291.8	
2	2'02.587	24.491	39.533	27.946	30.617	323.3	2	2'02.578	24.392	39.342	28.124	30.720	326.2	
3	2'01.328	23.860	38.925	27.891	30.652	328.2	3	2'01.618	23.911	38.892	27.980	30.835	329.2	
4	2'01.680	23.797	38.992	27.929	30.962	330.2	4	2'06.888	23.862	38.841	32.045	32.140	328.2	
5	2'01.772	23.926	39.022	28.020	30.804	329.2	5	2'03.052	23.907	39.623	28.745	30.777	324.3	
6	2'01.765	23.878	39.114	27.946	30.827	330.2	6	2'01.728	23.744	39.042	28.224	30.718	329.2	
7	2'19.956 P	30.526	40.047*	29.766	39.617	327.2	7	2'02.182	23.719	39.253	28.176	31.034	327.2	
Run #	2	Front Tyre	Slick-Soft	Rear Tyre	Slick-Medium		Run #	2	Front Tyre	Slick-Soft	Rear Tyre	Slick-Soft		
		10 Laps at start			9 Laps at start					New Tyre			New Tyre	
8	6'36.971	21.554	42.085	29.188	31.015	310.3	8	2'13.544 P	24.169	39.555	28.657	41.163	323.3	
9	2'01.082	23.708	39.004	27.837	30.533	327.2	9	15'07.683 *	19.300	40.340*	36.080	39.492	305.9	
10	2'00.977	23.748	38.967	27.739	30.523	328.2	10	2'04.258	23.783	38.811	31.142	30.522	327.2	
11	2'01.295	23.754	39.085	27.872	30.584	330.2	11	2'00.639	23.732	38.744	27.648	30.515	325.3	
12	2'12.642 P	25.705	39.688*	29.214	38.035	320.4	12	2'11.615 P	24.182	39.251	30.006	38.176	322.3	
Run #	3	Front Tyre	Slick-Soft	Rear Tyre	Slick-Soft		Run #	3	Front Tyre	Slick-Soft	Rear Tyre	Slick-Soft		
		New Tyre			New Tyre					4 Laps at start			New Tyre	
13	3'30.104	20.846	41.732	28.795	35.121	306.8	13	4'09.739	20.581	42.731	30.054	31.366	298.3	
14	2'23.521 P	23.713	46.104	30.850	42.854	327.2	14	2'00.835	23.627	38.744	27.793	30.671	327.2	
Run #	4	Front Tyre	Slick-Soft	Rear Tyre	Slick-Soft		Run #	4	Front Tyre	Slick-Soft	Rear Tyre	Slick-Soft		
		2 Laps at start			New Tyre					4 Laps at start			New Tyre	
15	4'06.684	24.001	51.696	28.551	30.625	305.9	15	2'00.969	23.665	38.725	27.871	30.708	325.3	
16	1'59.815	23.514	38.489	27.400	30.412	332.3								
17	2'06.008 *	27.825	40.172*	27.570	30.441	320.4								
18	2'02.408 *	23.432	38.541	28.208*	32.227	331.2								

Fastest Lap: Aleix ESPARGARO Aprilia Racing SPA **1'58.254** 23.064 38.023 27.144 30.023

These data/results cannot be reproduced, stored and/or transmitted in whole or in part by any manner of electronic, mechanical, photocopying, recording, broadcasting or otherwise now known or herein after developed without the previous express consent by the copyright owner, except for reproduction in daily press and regular printed publications on sale to the public within 60 days of the event related to those data/results and always provided that copyright symbol appears together as follows below.
© DORNA, 2022



Silverstone Circuit



5900 m.

Results and timing service provided by TISSOT

MONSTER ENERGY BRITISH GRAND PRIX**Free Practice Nr. 3****Best Partial Times****MotoGP™***IT* Ideal Lap Time, sum of the best partial times*BT* Best Lap Time

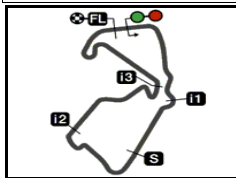
T1		T2		T3		T4						
<i>Pos</i>	<i>Rider</i>	<i>Time</i>	<i>Rider</i>	<i>Time</i>	<i>Rider</i>	<i>Time</i>	<i>Rider</i>	<i>Time</i>	<i>Pos</i>	<i>Rider</i>	<i>IT</i>	<i>BT</i>
1	J.MARTIN	23.021	J.ZARCO	37.824	J.MILLER	27.043	A.ESPARGARO	29.899	1	J.ZARCO	1'58.020	1'58.344 (4)
2	A.ESPARGARO	23.064	A.ESPARGARO	38.023	J.MARTIN	27.085	J.ZARCO	29.972	2	A.ESPARGAR	1'58.130	1'58.254 (1)
3	B.BINDER	23.112	M.VIÑALES	38.038	F.BAGNAIA	27.086	J.MARTIN	29.974	3	J.MILLER	1'58.270	1'58.332 (3)
4	J.ZARCO	23.132	J.MILLER	38.043	J.ZARCO	27.092	L.MARINI	29.996	4	J.MARTIN	1'58.282	1'58.282 (2)
5	F.QUARTARARO	23.139	M.OLIVEIRA	38.087	F.QUARTARARO	27.132	J.MILLER	30.012	5	M.VIÑALES	1'58.432	1'58.575 (5)
6	F.DI GIANNANTO	23.146	M.BEZZECCHI	38.102	M.VIÑALES	27.140	F.QUARTARARO	30.026	6	F.QUARTARAR	1'58.444	1'58.619 (6)
7	M.VIÑALES	23.150	F.BAGNAIA	38.135	J.MIR	27.142	M.BEZZECCHI	30.032	7	F.BAGNAIA	1'58.550	1'58.625 (7)
8	F.BAGNAIA	23.154	F.QUARTARARO	38.147	A.ESPARGARO	27.144	A.RINS	30.044	8	J.MIR	1'58.657	1'58.657 (8)
9	E.BASTIANINI	23.159	L.MARINI	38.153	F.MORBIDELLI	27.221	J.MIR	30.074	9	L.MARINI	1'58.663	1'58.663 (9)
10	J.MILLER	23.172	J.MIR	38.169	A.RINS	27.221	M.VIÑALES	30.104	10	M.BEZZECCHI	1'58.680	1'58.911 (11)
11	M.OLIVEIRA	23.196	J.MARTIN	38.202	M.BEZZECCHI	27.272	T.NAKAGAMI	30.110	11	M.OLIVEIRA	1'58.711	1'59.066 (14)
12	L.MARINI	23.231	F.MORBIDELLI	38.206	L.MARINI	27.283	A.MARQUEZ	30.112	12	A.RINS	1'58.729	1'58.729 (10)
13	A.RINS	23.245	A.RINS	38.219	F.DI GIANNANTO	27.288	M.OLIVEIRA	30.113	13	E.BASTIANINI	1'58.927	1'58.927 (12)
14	T.NAKAGAMI	23.264	E.BASTIANINI	38.265	M.OLIVEIRA	27.315	A.DOVIZIOSO	30.118	14	F.MORBIDELLI	1'58.929	1'59.006 (13)
15	J.MIR	23.272	A.MARQUEZ	38.318	A.DOVIZIOSO	27.321	P.ESPARGARO	30.118	15	F.DI GIANNAN	1'59.104	1'59.485 (18)
16	M.BEZZECCHI	23.274	P.ESPARGARO	38.359	E.BASTIANINI	27.353	E.BASTIANINI	30.150	16	A.MARQUEZ	1'59.110	1'59.110 (15)
17	A.MARQUEZ	23.277	T.NAKAGAMI	38.371	T.NAKAGAMI	27.381	F.MORBIDELLI	30.153	17	T.NAKAGAMI	1'59.126	1'59.623 (20)
18	R.FERNANDEZ	23.279	F.DI GIANNANTO	38.372	R.GARDNER	27.387	F.BAGNAIA	30.175	18	A.DOVIZIOSO	1'59.198	1'59.240 (17)
19	R.GARDNER	23.285	B.BINDER	38.385	S.BRADL	27.400	B.BINDER	30.297	19	B.BINDER	1'59.223	1'59.531 (19)
20	P.ESPARGARO	23.344	A.DOVIZIOSO	38.408	A.MARQUEZ	27.403	F.DI GIANNANTO	30.298	20	P.ESPARGAR	1'59.225	1'59.225 (16)
21	F.MORBIDELLI	23.349	R.GARDNER	38.437	P.ESPARGARO	27.404	R.FERNANDEZ	30.382	21	R.GARDNER	1'59.530	1'59.649 (21)
22	A.DOVIZIOSO	23.351	S.BRADL	38.489	B.BINDER	27.429	S.BRADL	30.412	22	S.BRADL	1'59.733	1'59.815 (22)
23	S.BRADL	23.432	R.FERNANDEZ	38.643	R.FERNANDEZ	27.513	R.GARDNER	30.421	23	R.FERNANDEZ	1'59.817	2'00.065 (23)
24	D.BINDER	23.627	D.BINDER	38.725	D.BINDER	27.648	D.BINDER	30.515	24	D.BINDER	2'00.515	2'00.639 (24)

These data/results cannot be reproduced, stored and/or transmitted in whole or in part by any manner of electronic, mechanical, photocopying, recording, broadcasting or otherwise now known or herein after developed without the previous express consent by the copyright owner, except for reproduction in daily press and regular printed publications on sale to the public within 60 days of the event related to those data/results and always provided that copyright symbol appears together as follows below.
© DORNA, 2022

Official MotoGP Timing by **TISSOT**
www.motogp.com



Silverstone Circuit



5900 m.

Results and timing service provided by TISSOT

MotoGP™

MONSTER ENERGY BRITISH GRAND PRIX**Free Practice Nr. 3****Fastest Laps Sequence**

<i>Practice Time</i>	<i>Rider</i>	<i>Nation</i>	<i>Motorcycle</i>	<i>Time</i>	<i>Km/h</i>	<i>Rider's Lap</i>
4'26.385	73 Alex MARQUEZ	SPA	HONDA	2'03.381	172.1	2
4'30.127	72 Marco BEZZECCHI	ITA	DUCATI	2'02.055	174.0	2
4'33.549	30 Takaaki NAKAGAMI	JPN	HONDA	2'01.228	175.2	2
4'41.277	5 Johann ZARCO	FRA	DUCATI	2'00.298	176.5	2
7'05.667	12 Maverick VIÑALES	SPA	APRILIA	2'00.278	176.5	3
7'06.889	43 Jack MILLER	AUS	DUCATI	2'00.224	176.6	3
8'41.013	88 Miguel OLIVEIRA	POR	KTM	2'00.201	176.7	4
8'41.831	5 Johann ZARCO	FRA	DUCATI	1'59.476	177.7	4
23'32.308	42 Alex RINS	SPA	SUZUKI	1'59.431	177.8	9
28'07.794	88 Miguel OLIVEIRA	POR	KTM	1'59.334	177.9	10
28'52.034	41 Aleix ESPARGARO	SPA	APRILIA	1'58.695	178.9	9
29'14.032	12 Maverick VIÑALES	SPA	APRILIA	1'58.599	179.0	10
30'50.288	41 Aleix ESPARGARO	SPA	APRILIA	1'58.254	179.6	10

These data/results cannot be reproduced, stored and/or transmitted in whole or in part by any manner of electronic, mechanical, photocopying, recording, broadcasting or otherwise now known or herein after developed without the previous express consent by the copyright owner, except for reproduction in daily press and regular printed publications on sale to the public within 60 days of the event related to those data/results and always provided that copyright symbol appears together as follows below.

© DORNA, 2022

Official MotoGP Timing by TISSOT
www.motogp.com

Silverstone, Saturday, August 06, 2022

