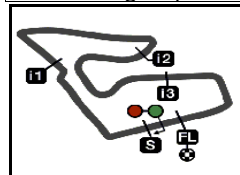


CryptoDATA MOTORRAD GRAND PRIX VON ÖSTERREICH


Free Practice Nr. 2

Classification

6



4348 m.

	Rider	Nation	Team	Motorcycle	Time	Lap	Total	Gap	Top Speed
1	7 Dennis FOGGIA	ITA	Leopard Racing	HONDA	1'41.774	16	16		220.1
2	53 Deniz ÖNCÜ	TUR	Red Bull KTM Tech3	KTM	1'41.816	17	18	0.042 0.042	219.5
3	17 John MCPHEE	GBR	Sterilgarda Husqvarna Max	HUSQVARNA	1'41.823	16	16	0.049 0.007	217.5
4	24 Tatsuki SUZUKI	JPN	Leopard Racing	HONDA	1'42.035	16	16	0.261 0.212	218.8
5	10 Diogo MOREIRA	BRA	MT Helmets - MSI	KTM	1'42.080	16	16	0.306 0.045	218.8
6	71 Ayumu SASAKI	JPN	Sterilgarda Husqvarna Max	HUSQVARNA	1'42.085	15	16	0.311 0.005	220.8
7	82 Stefano NEPA	ITA	Angeluss MTA Team	KTM	1'42.085	15	16	0.311	220.8
8	54 Riccardo ROSSI	ITA	SIC58 Squadra Corse	HONDA	1'42.116	16	16	0.342 0.031	217.5
9	5 Jaime MASIA	SPA	Red Bull KTM Ajo	KTM	1'42.116	18	21	0.342	219.5
10	44 David MUÑOZ	SPA	BOE Motorsports	KTM	1'42.148	15	15	0.374 0.032	217.5
11	96 Daniel HOLGADO	SPA	Red Bull KTM Ajo	KTM	1'42.165	17	20	0.391 0.017	219.5
12	28 Izan GUEVARA	SPA	AutoSolar GASGAS Aspar Team	GASGAS	1'42.193	15	18	0.419 0.028	216.2
13	11 Sergio GARCIA	SPA	AutoSolar GASGAS Aspar Team	GASGAS	1'42.251	16	20	0.477 0.058	218.1
14	27 Kaito TOBA	JPN	CIP Green Power	KTM	1'42.479	16	16	0.705 0.228	218.1
15	66 Joel KELSO	AUS	CIP Green Power	KTM	1'42.489	15	15	0.715 0.010	218.8
16	19 Scott OGDEN	GBR	VisionTrack Racing Team	HONDA	1'42.571	17	17	0.797 0.082	219.5
17	99 Carlos TATAY	SPA	CFMOTO Racing PruestelGP	CFMOTO	1'42.642	17	17	0.868 0.071	216.2
18	48 Ivan ORTOLÁ	SPA	Angeluss MTA Team	KTM	1'42.733	5	16	0.959 0.091	220.1
19	16 Andrea MIGNO	ITA	Rivacold Snipers Team	HONDA	1'42.748	17	18	0.974 0.015	214.9
20	31 Adrian FERNANDEZ	SPA	Red Bull KTM Tech3	KTM	1'42.795	17	17	1.021 0.047	218.8
21	43 Xavier ARTIGAS	SPA	CFMOTO Racing PruestelGP	CFMOTO	1'42.816	17	17	1.042 0.021	219.5
22	64 Mario AJI	INA	Honda Team Asia	HONDA	1'42.841	15	15	1.067 0.025	213.6
23	6 Ryusei YAMANAKA	JPN	MT Helmets - MSI	KTM	1'42.904	11	16	1.130 0.063	216.8
24	20 Lorenzo FELLON	FRA	SIC58 Squadra Corse	HONDA	1'42.937	11	15	1.163 0.033	219.5
25	23 Elia BARTOLINI	ITA	QJMotor Avintia Racing Team	KTM	1'43.519	4	16	1.745 0.582	218.1
26	9 Nicola Fabio CARRARO	ITA	QJMotor Avintia Racing Team	KTM	1'43.528	11	17	1.754 0.009	216.2
27	72 Taiyo FURUSATO	JPN	Honda Team Asia	HONDA	1'43.567	19	19	1.793 0.039	217.5
28	22 Ana CARRASCO	SPA	BOE Motorsports	KTM	1'44.279	16	16	2.505 0.712	218.1
29	67 Alberto SURRA	ITA	Rivacold Snipers Team	HONDA	1'44.550	10	14	2.776 0.271	211.1
30	70 Joshua WHATLEY	GBR	VisionTrack Racing Team	HONDA	1'44.591	15	16	2.817 0.041	214.9

Practice condition: Dry

Air: 22°

Humidity: 70%

Ground: 27°

Fastest Lap:	Lap: 16	Dennis FOGGIA	1'41.774	153.7 Km/h
Best Race Lap:		New track layout		
All Time Lap Record:	2022	Dennis FOGGIA	1'41.774	153.7 Km/h

The results are provisional until the end of the limit for protest and appeals.

Time limit for protest expires 30' after publication of the results - Time:

These data/results cannot be reproduced, stored and/or transmitted in whole or in part by any manner of electronic, mechanical, photocopying, recording, broadcasting or otherwise now known or herein after developed without the previous express consent by the copyright owner, except for reproduction in daily press and regular printed publications on sale to the public within 60 days of the event related to those data/results and always provided that copyright symbol appears together as follows below.

© DORNA, 2022

Official MotoGP Timing by TISSOT
www.motogp.com

Spielberg, Friday, August 19, 2022

moto3™

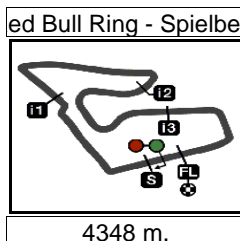



CryptoDATA MOTORRAD GRAND PRIX VON ÖSTERREICH

Free Practice Nr. 2

Combined Free Practice Times

7



	Rider	Nation	Team	MOTORCYCLE	FP1	FP2	Gap
1	7 D.FOGGIA	ITA	Leopard Racing	HONDA	1'51.293 21	1'41.774 16	
2	53 D.ÖNCÜ	TUR	Red Bull KTM Tech3	KTM	1'51.102 17	1'41.816 17	0.042 0.042
3	17 J.MCPHEE	GBR	Sterilgarda Husqvarna Max	HUSQVARNA	1'53.365 15	1'41.823 16	0.049 0.007
4	24 T.SUZUKI	JPN	Leopard Racing	HONDA	1'51.084 17	1'42.035 16	0.261 0.212
5	10 D.MOREIRA	BRA	MT Helmets - MSI	KTM	1'51.350 21	1'42.080 16	0.306 0.045
6	71 A.SASAKI	JPN	Sterilgarda Husqvarna Max	HUSQVARNA	1'51.645 21	1'42.085 15	0.311 0.005
7	82 S.NEPA	ITA	Angeluss MTA Team	KTM	1'51.496 18	1'42.085 15	0.311
8	54 R.ROSSI	ITA	SIC58 Squadra Corse	HONDA	1'52.103 20	1'42.116 16	0.342 0.031
9	5 J.MASIA	SPA	Red Bull KTM Ajo	KTM	1'52.979 15	1'42.116 18	0.342
10	44 D.MUÑOZ	SPA	BOE Motorsports	KTM	1'51.322 11	1'42.148 15	0.374 0.032
11	96 D.HOLGADO	SPA	Red Bull KTM Ajo	KTM	1'50.647 18	1'42.165 17	0.391 0.017
12	28 I.GUEVARA	SPA	AutoSolar GASGAS Aspar Team	GASGAS	1'51.443 13	1'42.193 15	0.419 0.028
13	11 S.GARCIA	SPA	AutoSolar GASGAS Aspar Team	GASGAS	1'51.116 17	1'42.251 16	0.477 0.058
14	27 K.TOBA	JPN	CIP Green Power	KTM	1'52.396 20	1'42.479 16	0.705 0.228
15	66 J.KELSO	AUS	CIP Green Power	KTM	1'51.769 16	1'42.489 15	0.715 0.010
16	19 S.OGDEN	GBR	VisionTrack Racing Team	HONDA	1'52.227 16	1'42.571 17	0.797 0.082
17	99 C.TATAY	SPA	CFMOTO Racing PruestelGP	CFMOTO	1'51.703 18	1'42.642 17	0.868 0.071
18	48 I.ORTOLÁ	SPA	Angeluss MTA Team	KTM	1'51.288 18	1'42.733 5	0.959 0.091
19	16 A.MIGNO	ITA	Rivacold Snipers Team	HONDA	1'50.378 19	1'42.748 17	0.974 0.015
20	31 A.FERNANDEZ	SPA	Red Bull KTM Tech3	KTM	1'53.609 14	1'42.795 17	1.021 0.047
21	43 X.ARTIGAS	SPA	CFMOTO Racing PruestelGP	CFMOTO	1'53.175 17	1'42.816 17	1.042 0.021
22	64 M.AJI	INA	Honda Team Asia	HONDA	1'51.539 21	1'42.841 15	1.067 0.025
23	6 R.YAMANAKA	JPN	MT Helmets - MSI	KTM	1'51.929 18	1'42.904 11	1.130 0.063
24	20 L.FELLON	FRA	SIC58 Squadra Corse	HONDA	1'51.617 17	1'42.937 11	1.163 0.033
25	23 E.BARTOLINI	ITA	QJMotor Avintia Racing Team	KTM	1'52.383 18	1'43.519 4	1.745 0.582
26	9 N.CARRARO	ITA	QJMotor Avintia Racing Team	KTM	1'53.766 15	1'43.528 11	1.754 0.009
27	72 T.FURUSATO	JPN	Honda Team Asia	HONDA	1'52.117 20	1'43.567 19	1.793 0.039
28	22 A.CARRASCO	SPA	BOE Motorsports	KTM	1'55.049 17	1'44.279 16	2.505 0.712
29	67 A.SURRA	ITA	Rivacold Snipers Team	HONDA	1'52.019 13	1'44.550 10	2.776 0.271
30	70 J.WHATLEY	GBR	VisionTrack Racing Team	HONDA	1'53.524 17	1'44.591 15	2.817 0.041

Pole Position Record:		New track layout		
Best Race Lap:		New track layout		
All Time Lap Record:	2022	Dennis FOGGIA	1'41.774	153.7 Km/h

The results are provisional until the end of the limit for protest and appeals.

Time limit for protest expires 60' after publication of the results - Time:

These data/results cannot be reproduced, stored and/or transmitted in whole or in part by any manner of electronic, mechanical, photocopying, recording, broadcasting or otherwise now known or herein after developed without the previous express consent by the copyright owner, except for reproduction in daily press and regular printed publications on sale to the public within 60 days of the event related to those data/results and always provided that copyright symbol appears together as follows below.

© DORNA, 2022

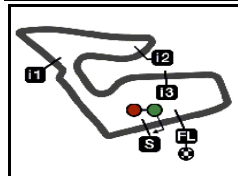
Official MotoGP Timing by TISSOT

www.motogp.com

Spielberg, Friday, August 19, 2022







4348 m.

CryptoDATA MOTORRAD GRAND PRIX VON ÖSTERREICH

Free Practice Nr. 2

Top Speed & Average

8



Rider	Nation	Motorcycle	Top 5 speeds					Average	Top
71 Ayumu SASAKI	JPN	HUSQVARNA	220.8	220.1	219.5	219.5	219.5	219.9	220.8
82 Stefano NEPA	ITA	KTM	220.8	218.1	217.5	216.8	216.8	217.8	220.8
7 Dennis FOGGIA	ITA	HONDA	220.1	216.8	214.9	214.9	214.9	216.1	220.1
48 Ivan ORTOLÁ	SPA	KTM	220.1	218.1	216.8	216.8	216.8	217.6	220.1
5 Jaime MASIA	SPA	KTM	219.5	218.8	218.1	217.5	216.8	217.8	219.5
19 Scott OGDEN	GBR	HONDA	219.5	216.2	216.2	215.5	214.9	216.5	219.5
20 Lorenzo FELLON	FRA	HONDA	219.5	219.5	219.5	217.5	216.2	218.4	219.5
43 Xavier ARTIGAS	SPA	CFMOTO	219.5	217.5	216.8	216.2	214.9	216.6	219.5
53 Deniz ÖNCÜ	TUR	KTM	219.5	217.5	216.8	215.5	215.5	216.7	219.5
96 Daniel HOLGADO	SPA	KTM	219.5	218.8	218.1	218.1	217.5	218.4	219.5
10 Diogo MOREIRA	BRA	KTM	218.8	216.8	216.8	216.2	215.5	216.8	218.8
24 Tatsuki SUZUKI	JPN	HONDA	218.8	218.1	217.5	217.5	216.8	217.6	218.8
31 Adrian FERNANDEZ	SPA	KTM	218.8	216.2	216.2	215.5	214.9	216.3	218.8
66 Joel KELSO	AUS	KTM	218.8	218.1	218.1	218.1	217.5	218.1	218.8
11 Sergio GARCIA	SPA	GASGAS	218.1	215.5	214.9	214.9	214.2	215.5	218.1
22 Ana CARRASCO	SPA	KTM	218.1	214.9	214.9	214.2	214.2	215.0	218.1
23 Elia BARTOLINI	ITA	KTM	218.1	217.5	216.8	214.9	214.2	215.7	218.1
27 Kaito TOBA	JPN	KTM	218.1	216.2	215.5	214.9	214.9	215.8	218.1
17 John MCPHEE	GBR	HUSQVARNA	217.5	217.5	217.5	215.5	215.5	216.7	217.5
44 David MUÑOZ	SPA	KTM	217.5	217.5	216.8	216.8	216.8	217.1	217.5
54 Riccardo ROSSI	ITA	HONDA	217.5	217.5	216.8	216.2	216.2	216.7	217.5
72 Taiyo FURUSATO	JPN	HONDA	217.5	216.2	215.5	214.9	214.9	215.8	217.5
6 Ryusei YAMANAKA	JPN	KTM	216.8	215.5	215.5	214.9	214.2	215.4	216.8
9 Nicola Fabio CARRARO	ITA	KTM	216.2	215.5	215.5	214.9	214.2	215.1	216.2
28 Izan GUEVARA	SPA	GASGAS	216.2	215.5	215.5	214.9	214.9	215.3	216.2
99 Carlos TATAY	SPA	CFMOTO	216.2	214.2	214.2	213.6	213.0	213.9	216.2
16 Andrea MIGNO	ITA	HONDA	214.9	214.2	214.2	214.2	213.6	214.1	214.9
70 Joshua WHATLEY	GBR	HONDA	214.9	213.0	212.3	212.3	212.3	213.0	214.9
64 Mario AJI	INA	HONDA	213.6	213.0	212.3	211.1	211.1	212.2	213.6
67 Alberto SURRA	ITA	HONDA	211.1	211.1	211.1	210.5	209.9	210.6	211.1

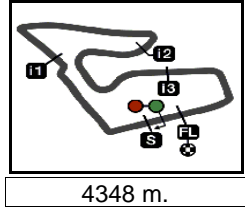
These data/results cannot be reproduced, stored and/or transmitted in whole or in part by any manner of electronic, mechanical, photocopying, recording, broadcasting or otherwise now known or herein after developed without the previous express consent by the copyright owner, except for reproduction in daily press and regular printed publications on sale to the public within 60 days of the event related to those data/results and always provided that copyright symbol appears together as follows below.

© DORNA, 2022

Official MotoGP Timing by TISSOT
www.motogp.com



Spielberg, Friday, August 19, 2022



4348 m.

CryptoDATA MOTORRAD GRAND PRIX VON ÖSTERREICH

Free Practice Nr. 2

Chronological Analysis of Performances

9

* Lap / Sector time cancelled

T1 Time from finish line to 1st intermediate

T3 Time from 2nd intermed. to 3rd intermed.

P Crossing the finish line in pit lane

T2 Time from 1st intermed. to 2nd intermed.

T4 Time from 3rd intermediate to finish line

Lap	Lap Time	T1	T2	T3	T4	Speed	Lap	Lap Time	T1	T2	T3	T4	Speed
1st	7	Dennis FOGGIA			Leopard Racing ITA		5	1'42.930	28.975	29.138	26.335	18.482	214.2
		Runs=2	Total laps=16	Full laps=9			6	1'42.865	28.798	29.178	26.525	18.364	217.5
1	2'27.828	19.231	30.782	27.381	19.182		7	1'52.764 P	29.060	30.688	27.563*	25.453	217.5
2	1'44.989	29.608	29.657	26.774	18.950	213.0	8	9'56.407	23.129	29.874	27.164	19.054	
3	1'43.880	29.203	29.409	26.634	18.634	214.9	9	1'44.081	29.343	29.321	26.677	18.740	213.0
4	1'43.044	28.908	29.144	26.465	18.527	214.9	10	1'43.537 *	28.976	29.235	26.678*	18.648*	213.6
5	1'42.925	28.900	29.136	26.450	18.439	214.9	11	1'43.570	29.014	29.194	26.704	18.658	213.0
6	2'02.588 P	28.809	29.154	27.676	36.949	216.8	12	1'50.533 P	29.058	29.229	27.040	25.206	211.7
7	8'05.877	33.690	35.507	31.394	18.939		13	6'15.721 *	20.730	31.618	26.654	18.727*	
8	1'45.866	29.251	29.813	27.787	19.015	213.6	14	1'43.055	29.035	29.271	26.373	18.376	215.5
9	1'45.390 *	31.113	29.273	26.437	18.567*	213.6	15	1'44.690 *	29.71*	29.100	27.110	18.762	215.5
10	1'43.301	28.783	29.180	26.534	18.804	214.9	16	1'41.823	28.638	28.885	26.023	18.277	217.5
11	1'47.136 *	28.900	32.479	27.017*	18.740	212.3							
12	1'49.640 P	28.725	29.412	27.246	24.257	220.1	4th	24	Tatsuki SUZUKI			Leopard Racing JPN	
13	7'29.601	30.389	29.881	26.525	18.489			Runs=2	Total laps=16	Full laps=8			
14	1'42.648	28.769	29.069	26.449	18.361	213.6	1	2'26.546	18.848	30.855	27.494	18.945	
15	1'42.156	28.625	28.910	26.314	18.307	213.6	2	1'45.935 *	30.01*	29.841	27.248	18.834	214.9
16	1'41.774	28.545	28.794	26.117	18.318	213.0	3	1'43.662	29.150	29.282	26.682	18.548	214.2
							4	1'43.247 *	28.809	29.204	26.694*	18.540	215.5
2nd	53	Deniz ÖNCÜ			Red Bull KTM Tech3 TUR		5	1'42.996	28.722	29.237	26.585	18.452	215.5
		Runs=2	Total laps=18	Full laps=6			6	2'04.661 P	29.035	29.648	27.905*	38.073	216.8
1	2'18.152	20.655	30.286	27.015	19.060		7	8'08.860	33.770	41.348	29.134	20.534	
2	1'45.214 *	29.299	29.936	26.998*	18.981	211.1	8	1'43.032	28.942	29.308	26.312	18.470	218.1
3	1'43.957	29.007	29.498	26.654	18.798	211.1	9	1'42.839	28.522	29.112	26.688	18.517	217.5
4	1'46.183 *	28.788	29.872	27.833*	19.690*	211.7	10	1'48.505	28.869	34.439	26.584	18.613	212.3
5	1'44.989 *	29.35*	30.409	26.646	18.577	217.5	11	1'42.356	28.640	29.026	26.163	18.527	218.8
6	1'43.344	28.792	29.308	26.614	18.630	215.5	12	1'54.222 P	28.571	31.103	27.650	26.898	216.8
7	1'43.356	28.992	29.159	26.558	18.647	212.3	13	7'31.240 *	35.152	32.073	26.883	18.754*	
8	1'43.394 *	28.766	29.249	26.697	18.682*	213.0	14	1'42.530	28.701	29.077	26.413	18.339	216.2
9	1'43.603 *	28.766	29.422	26.810*	18.605*	212.3	15	1'50.244 *	35.19*	30.089	26.430	18.533	215.5
10	1'43.271 *	28.62*	29.318	26.733	18.600	213.6	16	1'42.035	28.641	29.081	26.122	18.191	217.5
11	1'42.991 *	28.640	29.227	26.545	18.579*	211.7							
12	1'43.378 *	28.615	29.368	26.863	18.532*	213.6	5th	10	Diogo MOREIRA			MT Helmets - MSI BRA	
13	1'43.137	28.520	29.241	26.484	18.892	215.5		Runs=2	Total laps=16	Full laps=6			
14	1'51.324 P	30.80*	31.269	26.865	22.390	216.8	1	3'13.300	20.485	31.912	28.567	27.499	
15	9'27.043 *	20.388	29.529	27.107	19.433*		2	1'45.772 *	29.502	30.077	27.141*	19.052	210.5
16	1'42.339	28.446	29.112	26.316	18.465	215.5	3	1'44.730 *	29.422	29.640	26.790*	18.878	211.1
17	1'41.816	28.405	28.877	26.168	18.366	214.2	4	1'44.405	29.067	29.519	26.908	18.911	211.7
18	2'37.119 P	1'10.687	31.855	30.099	24.478	219.5	5	1'49.946 *	30.73*	32.307	27.963	18.945	211.7
							6	1'46.356 *	29.162	30.831	27.252	19.111*	211.7
3rd	17	John MCPHEE			Sterilgarda Husqvarna GBR		7	1'44.597	28.992	29.693	27.027	18.885	213.6
		Runs=2	Total laps=16	Full laps=9			8	1'44.248	28.964	29.501	26.803	18.980	211.7
1	2'41.171	20.816	30.774	27.184	19.340		9	1'51.187 P	29.575	30.218	27.488	23.906	211.7
2	1'45.952	29.948	30.072	26.998	18.934	214.9	10	9'13.936 *	21.332	32.626	26.460*	18.580*	
3	1'43.818	29.228	29.353	26.598	18.639	212.3	11	1'42.547 *	28.634	29.192	26.207*	18.514	215.5
4	1'43.445	29.027	29.167	26.503	18.748	213.6	12	1'52.549 P	28.965	29.271	26.991*	27.322	218.8

Fastest Lap: Dennis FOGGIA Leopard Racing ITA **1'41.774** 28.545 28.794 26.117 18.318

These data/results cannot be reproduced, stored and/or transmitted in whole or in part by any manner of electronic, mechanical, photocopying, recording, broadcasting or otherwise now known or herein after developed without the previous express consent by the copyright owner, except for reproduction in daily press and regular printed publications on sale to the public within 60 days of the event related to those data/results and always provided that copyright symbol appears together as follows below.
© DORNA, 2022

Free Practice Nr. 2

Moto3

Lap	Lap Time	T1	T2	T3	T4	Speed	Lap	Lap Time	T1	T2	T3	T4	Speed
13	5'52.983	29.353	32.828	27.357	23.719		12	1'50.411 P	28.592	30.241	27.516	24.062	216.2
14	1'42.581	28.655	29.039	26.269	18.618	216.2	13	7'32.776	29.980	30.803	27.291	19.182	
15	1'42.634	28.585	29.087	26.365	18.597	216.8	14	1'50.967	28.825	29.201	30.748	22.193	213.0
16	1'42.080	28.354	29.117	26.199	18.410	216.8	15	1'46.219	28.678	29.104	27.672	20.765	216.8
6th 71 Ayumu SASAKI Sterilgarda Husqvarna JPN							9th 5 Jaume MASIA Red Bull KTM Ajo SPA						
Runs=3 Total laps=16 Full laps=10							Runs=1 Total laps=21 Full laps=11						
1	2'49.217	20.633	30.278	26.954	19.023		1	2'10.079	21.296	30.404	27.379	19.241	
2	1'44.388	29.345	29.605	26.686	18.752	216.2	2	1'44.249	29.123	29.495	26.753	18.878	212.3
3	1'43.463	29.005	29.311	26.425	18.722	217.5	3	1'43.317	28.754	29.297	26.561	18.705	212.3
4	1'43.136	28.934	29.142	26.470	18.590	216.8	4	1'43.213	28.818	29.188	26.583	18.624	213.0
5	1'42.662	28.786	28.999	26.382	18.495	219.5	5	1'43.026 *	28.730	29.145	26.560*	18.591	213.6
6	1'42.249	28.616	28.932	26.246	18.455	219.5	6	1'42.840	28.621	29.063	26.523	18.633	214.2
7	1'42.165	28.558	28.961	26.143	18.503	218.1	7	1'45.564	28.719	29.944	27.716	19.185	214.2
8	1'50.505 P	28.901	29.563	27.117	24.924	220.1	8	1'43.340 *	28.637	29.363	26.476*	18.864*	216.8
9	8'07.612	24.384	29.445	26.479	18.581		9	1'47.185 *	31.40*	30.348	26.734*	18.694	215.5
10	1'42.783	28.972	29.099	26.300	18.412	220.8	10	1'42.635	28.538	29.137	26.497	18.463	216.8
11	1'42.511	28.516	29.137	26.374	18.484	219.5	11	1'45.752 *	28.78*	29.842	28.318	18.809	216.8
12	1'50.982 P	28.798	31.193	27.216	23.775	216.8	12	1'49.172	29.409	29.886	31.336	18.541	215.5
13	6'45.133 *	20.655	29.923	26.861*	18.634		13	1'48.054 P	28.628	29.394	26.434*	23.598	219.5
14	1'42.391	28.635	28.953	26.289	18.514	216.2	14	6'27.191	20.755	30.276	27.291	18.707	
15	1'42.085	28.581	28.907	26.157	18.440	216.2	15	1'42.843 *	28.750	29.075	26.445	18.573*	213.6
16	1'59.933 P	31.37*	31.319	28.870	28.367	218.1	16	1'42.533	28.572	29.026	26.385	18.550	214.9
7th 82 Stefano NEPA Angeluss MTA Team ITA							10th 44 David MUÑOZ BOE Motorsports SPA						
Runs=2 Total laps=16 Full laps=8							Runs=3 Total laps=15 Full laps=3						
1	2'43.942	20.589	30.329	27.224	19.030		1	3'16.471 P	21.047	32.100	28.379	31.140	
2	1'46.881	29.689	30.749	27.208	19.235	211.7	2	2'24.750	21.934	32.113	27.127	18.957	
3	1'43.291	28.812	29.369	26.475	18.635	216.2	3	1'52.894 *	29.91*	32.325	29.520*	21.137	214.9
4	1'43.475 *	28.745	29.161	26.699	18.870*	216.2	4	1'43.910	28.941	29.507	26.799	18.663	215.5
5	1'43.510 *	28.861	29.294	26.667	18.688*	216.2	5	2'04.186 P	29.281	30.372	28.968	35.565	214.2
6	1'43.182	28.722	29.196	26.648	18.616	216.2	6	8'12.829 *	22.676	35.730	28.223	18.786*	
7	1'43.101	28.750	29.153	26.550	18.648	216.8	7	1'45.104 *	28.778	29.297	28.305*	18.724*	216.8
8	1'52.230 P	29.036	32.439	26.897	23.858	220.8	8	1'43.051 *	28.790	29.254	26.510*	18.497	216.8
9	8'11.545 *	20.336	29.791	26.797	18.740*		9	1'44.617 *	29.50*	29.494	26.663	18.960*	216.2
10	1'43.326	28.835	29.270	26.542	18.679	216.2	10	1'42.997	28.741	29.165	26.648	18.443	216.2
11	1'50.278 *	28.785	33.704	27.591	20.198*	216.8	11	1'53.627 P	28.827	31.975	27.294*	25.531	217.5
12	1'49.634 P	28.814	29.284	27.943	23.593	218.1	12	7'38.990 *	28.549	31.699	27.820*	20.715*	
13	7'18.289 *	30.492	30.046	26.568	18.499*		13	1'43.684 *	28.924	29.471	26.617	18.672*	215.5
14	1'42.470	28.674	29.043	26.334	18.419	216.2	14	1'44.256 *	28.789	29.034	26.841*	19.592	217.5
15	1'42.085	28.487	28.975	26.308	18.315	217.5	15	1'42.148	28.520	28.932	26.294	18.402	216.8
16	1'42.165	28.523	28.962	26.290	18.390	216.8	11th 96 Daniel HOLGADO Red Bull KTM Ajo SPA						
8th 54 Riccardo ROSSI SIC58 Squadra Corse ITA							Runs=1 Total laps=20 Full laps=12						
Runs=2 Total laps=16 Full laps=9													
1	2'33.057	19.375	30.931	27.783	18.998		1	2'10.624	20.816	30.567	27.118	19.145	
2	1'45.183	29.613	29.809	27.015	18.746	212.3	2	1'44.373	29.110	29.800	26.747	18.716	214.2
3	1'45.918	29.149	30.910	26.943	18.916	213.0	3	1'43.533	28.855	29.516	26.628	18.534	214.9
4	1'43.791	28.889	29.468	26.814	18.620	215.5	4	1'43.073	28.628	29.509	26.472	18.464	215.5
5	1'46.476 *	28.941	29.785	27.899	19.851*	212.3	5	1'42.709	28.718	29.136	26.422	18.433	216.2
6	1'50.810 P	28.807	29.370	26.723	25.910	216.2	6	1'42.512	28.690	29.146	26.315	18.361	217.5
7	8'14.485	23.360	36.689	39.003	18.721								
8	1'43.591	28.919	29.326	26.779	18.567	214.2							
9	1'43.045 *	28.79*	29.277	26.568	18.406	214.2							
10	1'42.514	28.645	29.170	26.371	18.328	216.2							
11	1'43.184	28.597	29.317	26.841	18.429	217.5							

Fastest Lap: Dennis FOGGIA Leopard Racing ITA **1'41.774** 28.545 28.794 26.117 18.318

These data/results cannot be reproduced, stored and/or transmitted in whole or in part by any manner of electronic, mechanical, photocopying, recording, broadcasting or otherwise now known or herein after developed without the previous express consent by the copyright owner, except for reproduction in daily press and regular printed publications on sale to the public within 60 days of the event related to those data/results and always provided that copyright symbol appears together as follows below.
© DORNA, 2022



Free Practice Nr. 2

Moto3

Lap	Lap Time	T1	T2	T3	T4	Speed	Lap	Lap Time	T1	T2	T3	T4	Speed	
7	1'44.658 *	29.241	29.655	26.891	18.871*	218.1	19	1'42.865					215.5	
8	1'42.995	28.632	29.208	26.597	18.558	214.9	20	1'42.965 *	28.692	29.137	26.570*	18.566*		
9	1'47.778 *	31.76*	30.357	26.990*	18.668*	214.9	14th 27 Kaito TOBA						CIP Green Power	JPN
10	1'43.025	28.737	29.236	26.500	18.552	215.5	Runs=2						Total laps=16	Full laps=7
11	1'46.149 *	28.762	29.938	28.120*	19.329*	214.9	1	2'47.785	21.363	31.020	27.402	18.920		
12	1'51.825 P	29.078	29.381	27.687	25.679	219.5	2	1'45.235 *	29.851	29.651	26.998	18.735*	211.7	
13	8'12.921	20.292	30.633	27.517	18.856		3	1'44.234	29.226	29.480	26.642	18.886	213.0	
14	1'42.690	28.741	29.064	26.356	18.529	216.8	4	1'43.353	28.892	29.341	26.457	18.663	216.2	
15	1'42.258	28.485	29.045	26.298	18.430	218.8	5	1'43.708 *	29.053	29.320	26.716	18.619*	215.5	
16	1'41.989 *	28.464	29.018	26.144	18.363*	218.1	6	1'44.112 *	29.646	29.308	26.530*	18.628	214.9	
17	1'42.165	28.395	29.081	26.263	18.426	216.2	7	1'49.634 P	28.895	29.344	26.787	24.608	218.1	
18	1'42.191	28.370	29.167	26.281	18.373	216.2	8	8'23.329 *	20.840	30.144	27.064	18.737*		
19	1'46.508 *	29.02*	30.419	28.286	18.777*	216.2	9	1'44.905	29.527	29.749	26.977	18.652	210.5	
20	1'42.273	28.665	29.097	26.132	18.379	216.8	10	1'43.896	29.098	29.423	26.696	18.679	211.7	
12th 28 Izan GUEVARA							AutoSolar GASGAS A SPA							
Runs=2							Total laps=18							
Full laps=12														
1	2'20.684	20.550	30.936	27.113	19.205		11	1'44.307 *	29.395	29.499	26.740*	18.673*	211.7	
2	1'44.641	29.192	29.730	26.805	18.914	212.3	12	1'52.741 P	29.377	29.739	27.355*	26.270	211.7	
3	1'43.834	28.973	29.448	26.626	18.787	213.0	13	7'14.792 *	29.194	31.718	26.795	18.924*		
4	1'43.394	28.753	29.342	26.662	18.637	214.2	14	1'43.468	29.148	29.383	26.453	18.484	214.2	
5	1'43.538	28.933	29.273	26.657	18.675	213.0	15	1'42.970	28.758	29.344	26.422	18.446	214.9	
6	2'08.482 P	32.479	30.049	29.314	36.640	214.2	16	1'42.479	28.743	28.987	26.176	18.573	214.9	
7	8'09.594	32.639	38.840	27.869	18.807		15th 66 Joel KELSO						CIP Green Power	AUS
8	1'46.845	29.001	29.466	29.559	18.819	215.5	Runs=2						Total laps=15	Full laps=9
9	1'43.040	28.842	29.274	26.410	18.514	216.2	1	2'48.942	20.624	31.130	27.418	19.161		
10	1'43.127	28.789	29.064	26.677	18.597	215.5	2	1'44.878	29.363	29.806	26.940	18.769	213.6	
11	1'42.721	28.541	29.076	26.551	18.553	213.6	3	1'43.661	28.915	29.439	26.618	18.689	218.1	
12	1'57.335 P	31.056	31.784	27.226	27.269	213.0	4	1'43.370	28.770	29.466	26.473	18.661	218.1	
13	4'30.723 *	20.072	29.621	26.785	18.680*		5	1'43.905	29.085	29.455	26.609	18.756	218.8	
14	1'42.470	28.539	29.021	26.437	18.473	214.2	6	1'43.604	28.732	29.268	26.774	18.830	216.2	
15	1'42.193	28.572	28.918	26.328	18.375	214.2	7	1'52.112 P	31.541	29.776	27.371	23.424	216.8	
16	1'42.436	28.528	29.110	26.387	18.411	214.9	8	8'07.937	19.986	29.711	27.089	18.996		
17	1'42.480 *	27.96*	29.432	26.608	18.476	214.9	9	1'43.780	29.007	29.395	26.701	18.677	214.2	
18	1'42.583	28.690	29.022	26.449	18.422	214.9	10	1'43.486	28.789	29.420	26.657	18.620	216.2	
13th 11 Sergio GARCIA							AutoSolar GASGAS A SPA							
Runs=2							Total laps=20							
Full laps=11														
1	1'58.697	20.811					11	1'55.682 P	29.489	31.225	30.103	24.865	216.8	
2	1'45.083 *			27.142	18.882		12	9'31.908	21.262	30.661	28.202	19.283		
3	1'44.050	29.092	29.387	26.885	18.686	211.7	13	1'46.982	28.664	31.318	27.529	19.471	215.5	
4	1'43.562 *	28.869	29.244	26.834*	18.615	213.0	14	1'44.583 *	28.81*	29.914	26.931*	18.922	217.5	
5	1'43.185	28.731				213.0	15	1'42.489	28.622	29.045	26.322	18.500	218.1	
6	1'43.218				18.546		16th 19 Scott OGDEN						VisionTrack Racing T	GBR
7	1'43.283 *	28.767	29.270	26.731	18.515*	213.6	Runs=3						Total laps=17	Full laps=10
8	1'48.310 P	28.673	29.176	26.906*	23.555	213.0	1	3'11.055	20.676	32.429	28.483	25.103		
9	5'26.024 *	19.525	31.039	27.470*	18.978*		2	1'48.793	29.596	32.705	27.423	19.069	210.5	
10	1'43.139	28.568	29.290	26.806	18.475	218.1	3	1'44.851	29.383	29.762	27.025	18.681	213.0	
11	1'43.243	28.662	29.244	26.738	18.599	214.9	4	1'44.201	29.062	29.421	26.867	18.851	213.6	
12	1'50.519 P	28.983	29.837	28.031	23.668	212.3	5	1'55.629 P	31.18*	30.233	27.483	26.725	212.3	
13	4'29.701 *	21.094	29.474	26.775*	18.551		6	2'23.669	21.275	29.998	26.850	18.630		
14	1'42.431	28.522	29.012	26.522	18.375	213.6	7	1'44.125	29.018	29.456	26.776	18.875	214.2	
15	1'42.335	28.462	28.982	26.482	18.409	214.2	8	1'44.107	29.009	29.441	26.884	18.773	212.3	
16	1'42.251	28.471	28.892	26.508	18.380	214.9	9	1'43.924	29.011	29.404	26.785	18.724	212.3	
17	1'42.340						10	1'53.868 P	30.012	29.859	27.331	26.666	211.7	
18	1'43.034						11	6'43.395	21.203	30.066	28.251	18.900		
							12	1'43.261	28.863	29.453	26.383	18.562	215.5	
							13	1'52.248 P	29.502	29.715	26.932	26.099	219.5	
							14	5'50.808	34.980	32.174	27.458	20.904		

Fastest Lap: Dennis FOGGIA Leopard Racing ITA **1'41.774** 28.545 28.794 26.117 18.318

These data/results cannot be reproduced, stored and/or transmitted in whole or in part by any manner of electronic, mechanical, photocopying, recording, broadcasting or otherwise now known or herein after developed without the previous express consent by the copyright owner, except for reproduction in daily press and regular printed publications on sale to the public within 60 days of the event related to those data/results and always provided that copyright symbol appears together as follows below.
© DORNA, 2022

Official MotoGP Timing by TISSOT
www.motogp.com

Spielberg, Friday, August 19, 2022

Page 3 of 6



Free Practice Nr. 2

Moto3

Lap	Lap Time	T1	T2	T3	T4	Speed	Lap	Lap Time	T1	T2	T3	T4	Speed
15	1'45.944	29.258	31.753	26.499	18.434	216.2	12	6'33.095 *	19.590	29.682	26.730	18.925*	
16	1'43.017	28.796	29.308	26.357	18.556	216.2	13	1'44.618	28.979	29.503	27.254	18.882	213.6
17	1'42.571	28.730	29.184	26.283	18.374	214.9	14	1'43.208	28.703	29.243	26.713	18.549	213.0
17th 99 Carlos TATAY CFMOTO Racing Pru SPA Runs=3 Total laps=17 Full laps=10							15 1'51.161 P 30.111 29.840 27.074 24.136 213.0						
1	2'43.839	21.069	30.992	27.637	19.269		16	4'39.894 *	20.400	29.826	26.837	18.796*	
2	1'45.654	29.621	29.985	27.068	18.980	210.5	17	1'42.748	28.642	29.106	26.627	18.373	211.7
3	1'44.631	29.199	29.584	26.709	19.139	211.7	18	1'43.344 *	29.14*	29.208	26.549	18.446	213.6
4	1'44.477	29.169	29.475	26.844	18.989	210.5	20th 31 Adrian FERNANDEZ Red Bull KTM Tech3 SPA Runs=2 Total laps=17 Full laps=8						
5	1'43.869	28.938	29.356	26.728	18.847	211.1	1	2'11.300	20.318	30.495	27.042	19.049	
6	1'44.110	29.089	29.591	26.649	18.781	211.1	2	1'45.220 *	29.476	29.939	26.926*	18.879	212.3
7	1'51.887 P	30.51*	30.561	26.927	23.880	211.7	3	1'44.755	29.229	29.874	26.779	18.873	212.3
8	6'14.234	21.920	35.553	28.750	19.157		4	1'52.186	29.410	32.391	30.290	20.095	214.2
9	1'46.930	29.112	29.837	27.934	20.047	211.1	5	1'45.044	29.242	29.736	27.111	18.955	216.2
10	1'43.745	28.983	29.299	26.674	18.789	216.2	6	1'44.366 *	29.070	29.736	26.836*	18.724	213.0
11	1'45.868 *	29.146	31.382	26.613*	18.727	214.2	7	1'44.235	29.241	29.612	26.686	18.696	213.6
12	1'43.420	28.752	29.370	26.467	18.831	213.0	8	1'52.127 P	29.028	29.757	27.081*	26.261	213.0
13	1'51.183 P	29.229	29.473	27.098*	25.383	213.0	9	8'25.492 *	20.551	30.751	30.839	21.616*	
14	7'35.174 *	30.605	32.619	26.896*	18.818		10	1'43.651 *	29.101	29.414	26.512*	18.624	212.3
15	1'44.493 *	29.45*	29.699	26.753	18.588	213.6	11	1'43.261	28.785	29.503	26.470	18.503	218.8
16	1'45.520	28.802	30.991	27.019	18.708	214.2	12	1'53.232 P	28.920	29.613	28.610	26.089	216.2
17	1'42.642	28.608	29.133	26.404	18.497	213.0	13	5'57.851 *	20.229	29.735	26.726*	18.863*	
18th 48 Ivan ORTOLÁ Angeluss MTA Team SPA Runs=2 Total laps=16 Full laps=9							14	1'43.439	29.037	29.442	26.400	18.560	209.3
1	2'41.555	20.430	30.916	27.247	19.144		15	1'42.953	28.645	29.190	26.425	18.693	214.9
2	1'45.732	29.636	30.283	26.911	18.902	216.8	16	1'42.976 *	28.829	29.189	26.358*	18.600	212.3
3	1'43.871 *	29.114	29.558	26.480	18.719*	216.2	17	1'42.795	28.629	29.125	26.520	18.521	215.5
4	1'43.567	28.896	29.420	26.492	18.759	215.5	21st 43 Xavier ARTIGAS CFMOTO Racing Pru SPA Runs=2 Total laps=17 Full laps=10						
5	1'42.733	28.689	29.236	26.311	18.497	216.8	1	2'34.674	19.127	30.487	27.242	19.242	
6	1'43.119	28.709	29.448	26.421	18.541	220.1	2	1'44.595	29.270	29.658	26.759	18.908	212.3
7	1'53.404 P	30.11*	32.528	26.961*	23.797	218.1	3	1'44.142	29.090	29.396	26.796	18.860	213.6
8	5'56.014	22.271	29.646	27.047	19.172		4	1'45.343 *	29.14*	30.410	26.860	18.924	214.9
9	1'44.573	29.088	29.586	26.824	19.075	212.3	5	1'44.188	28.999	29.287	26.967	18.935	216.8
10	1'44.016	28.864	29.280	26.942	18.930	212.3	6	1'54.064 P	29.127	29.954	27.134*	27.849	213.0
11	1'46.843	29.063	31.401	27.248	19.131	212.3	7	7'01.992	20.179	29.895	26.964	18.883	
12	1'50.260 P	28.802	29.419	27.766	24.273	212.3	8	1'44.230	29.004	29.435	26.973	18.818	213.6
13	9'40.044	32.762	30.730	27.370	19.200		9	1'44.038	28.973	29.382	26.865	18.818	213.0
14	1'45.247 *	29.819	30.508	26.332	18.588*	216.8	10	1'43.609	28.811	29.291	26.775	18.732	213.0
15	1'43.023	28.701	29.110	26.572	18.640	216.8	11	1'43.260	28.718	29.103	26.744	18.695	213.6
16	1'44.824	30.425	29.158	26.397	18.844	214.2	12	1'43.740	28.755	29.331	26.871	18.783	213.0
19th 16 Andrea MIGNO Rivacold Snipers Tea ITA Runs=2 Total laps=18 Full laps=10							13	1'49.587 P	28.771	29.315	26.909	24.592	214.9
1	2'39.234	20.465	30.650	27.279	18.946		14	7'01.171	32.502	32.347	26.739	18.923	
2	1'44.438	29.190	29.611	26.859	18.778	211.7	15	1'42.854	28.788	29.149	26.410	18.507	216.2
3	1'44.034	29.131	29.534	26.731	18.638	212.3	16	1'48.312 *	28.733	29.451	30.158*	19.970	219.5
4	1'43.365	28.825	29.398	26.674	18.468	213.0	17	1'42.816	28.654	29.118	26.488	18.556	217.5
5	1'45.879 *	28.706	29.810	28.787*	18.576	214.2	22nd 64 Mario AJI Honda Team Asia INA Runs=2 Total laps=15 Full laps=8						
6	1'43.012	28.660	29.309	26.503	18.540	214.9	1	3'11.711	26.656	33.687	30.805	25.642	
7	1'48.912 *	30.38*	33.090	26.785*	18.654	214.2	2	1'48.262	29.635	32.347	27.256	19.024	206.3
8	1'43.014	28.739	29.219	26.530	18.526	214.2	3	1'44.855	29.386	29.710	26.927	18.832	211.1
9	1'45.294	30.063	29.564	26.974	18.693	213.0	4	1'44.071	29.045	29.514	26.811	18.701	211.1
10	1'43.517	28.924	29.334	26.722	18.537	213.0	5	1'49.379 *	29.341	32.327	28.889*	18.822	207.4
11	1'50.495 P	28.993	29.404	26.988*	25.110	211.7	6	1'45.023	29.144	29.866	27.168	18.845	210.5

Fastest Lap: Dennis FOGGIA Leopard Racing ITA **1'41.774** 28.545 28.794 26.117 18.318

These data/results cannot be reproduced, stored and/or transmitted in whole or in part by any manner of electronic, mechanical, photocopying, recording, broadcasting or otherwise now known or herein after developed without the previous express consent by the copyright owner, except for reproduction in daily press and regular printed publications on sale to the public within 60 days of the event related to those data/results and always provided that copyright symbol appears together as follows below.
© DORNA, 2022



Free Practice Nr. 2

Moto3

Lap	Lap Time	T1	T2	T3	T4	Speed	Lap	Lap Time	T1	T2	T3	T4	Speed
7	1'52.522 P	29.312	30.584	27.555	25.071	206.8	8	1'51.438 P	29.363	29.600	27.257*	25.218	212.3
8	9'31.443 *	21.459	33.502	30.421	18.924*		9	9'57.229 *	20.006	29.706	26.990	18.571*	
9	1'44.847	29.179	29.871	27.036	18.761	207.4	10	1'46.514 *	29.403	30.282	27.725*	19.104	216.8
10	1'44.555	29.164	29.755	26.891	18.745	206.8	11	1'46.743 *	29.544	30.608	27.694*	18.897*	212.3
11	1'52.550 P	29.281	30.100	27.792	25.377	207.4	12	1'43.701	28.732	29.318	27.037	18.614	214.9
12	7'09.551	31.524	31.162	28.381	19.069		13	1'50.924 P	29.105	29.904	27.436	24.479	213.0
13	1'44.883 *	29.23*	30.111	26.859	18.675	212.3	14	5'32.023 *	28.020	30.083	27.370	18.790*	
14	1'45.458	28.731	31.026	26.982	18.719	213.0	15	1'53.585 *	30.018	33.634	29.935	19.998*	213.0
15	1'42.841	28.661	29.313	26.314	18.553	213.6	16	1'43.412 *	28.774	29.238	26.837	18.563*	217.5

23rd 6 Ryusei YAMANAKA MT Helmets - MSI JPN
Runs=2 Total laps=16 Full laps=8

1	2'39.841	20.389	31.003	27.250	18.931	
2	1'44.388 *	29.087	29.778	26.797	18.726*	213.0
3	1'44.111	29.097	29.692	26.536	18.786	213.0
4	1'43.491	28.906	29.464	26.485	18.636	213.6
5	1'43.304 *	28.739	29.319	26.667*	18.579	213.6
6	1'43.553	28.761	29.285	26.352	19.155	214.2
7	1'43.846	29.011	29.491	26.565	18.779	215.5
8	1'49.637 P	28.918	29.612	26.870*	24.237	212.3
9	10'02.687	19.987	29.927	26.568	18.821	
10	1'43.021	28.872	29.199	26.413	18.537	213.6
11	1'42.904	28.701	29.201	26.322	18.680	214.9
12	1'51.662 P	28.972	30.944	26.611*	25.135	216.8
13	5'46.870	34.530	32.690	26.939	18.736	
14	1'44.923	29.247	29.661	27.362	18.653	213.6
15	1'49.150 *	28.883	29.200	26.457	24.610*	215.5
16	1'43.471	29.340	29.262	26.358	18.511	208.0

24th 20 Lorenzo FELLON SIC58 Squadra Corse FRA
Runs=2 Total laps=15 Full laps=8

1	2'35.252	20.264	30.436	26.950	18.839	
2	1'44.230	29.138	29.740	26.657	18.695	213.0
3	1'43.985	29.067	29.360	26.757	18.801	214.9
4	1'44.605	29.213	29.694	26.868	18.830	215.5
5	1'45.088	29.006	29.672	27.477	18.933	214.9
6	1'52.829 P	28.940	29.799	26.743	27.347	214.2
7	8'08.358 *	26.481	38.757	27.870	18.846*	
8	1'46.801	28.957	29.562	29.428	18.854	216.2
9	1'43.569	28.858	29.271	26.638	18.802	217.5
10	1'43.731	29.254	29.348	26.638	18.491	211.7
11	1'42.937	28.696	29.339	26.487	18.415	219.5
12	1'54.145 P	28.864	29.738	29.290*	26.253	214.2
13	7'33.884 *	32.719	31.540	30.997*	18.552	
14	1'48.029 *	29.251	30.999	29.111*	18.668*	219.5
15	3'22.040 *	2'04.569	30.899	27.836	18.736*	219.5

25th 23 Elia BARTOLINI QJMotor Avintia Racin ITA
Runs=2 Total laps=16 Full laps=2

1	2'39.985	20.418	30.837	27.557	19.106	
2	1'44.599 *	29.133	29.696	27.045	18.725*	214.2
3	1'44.053 *	29.078	29.506	26.845*	18.624	213.6
4	1'43.519	28.780	29.413	26.733	18.593	214.2
5	1'44.221 *	28.98*	29.340	27.136	18.757	214.2
6	1'44.296 *	29.014	29.734	26.993*	18.555	212.3
7	1'46.464 *	28.978	30.393	27.593*	19.500	218.1

26th 9 Nicola Fabio CARR QJMotor Avintia Racin ITA
Runs=2 Total laps=17 Full laps=7

1	2'41.399	20.329	30.549	27.384	19.267	
2	1'46.732	29.940	30.411	27.088	19.293	214.9
3	1'45.217	29.314	29.735	26.989	19.179	210.5
4	1'45.327 *	29.307	30.143	26.862*	19.015*	212.3
5	1'43.921 *	28.99*	29.504	26.772	18.651	213.0
6	1'51.153 P	29.144	29.781	26.712*	25.516	211.7
7	8'06.749	22.606	32.450	40.513	18.997	
8	1'44.396	29.121	29.631	26.821	18.823	213.0
9	1'44.628 *	28.932	29.547	27.064*	19.085*	213.0
10	1'44.085	29.270	29.474	26.576	18.765	214.2
11	1'43.528	28.984	29.239	26.584	18.721	215.5
12	1'43.584	28.945	29.334	26.633	18.672	216.2
13	1'53.315 P	29.530	29.451	27.055*	27.279	215.5
14	5'44.574	29.356	31.536	28.566	19.932	
15	1'44.682 *	29.282	29.863	26.808*	18.729	212.3
16	1'44.771 *	28.841	29.471	27.174	19.285*	214.2
17	1'43.763	29.330	29.232	26.515	18.686	213.0

27th 72 Taiyo FURUSATO Honda Team Asia JPN
Runs=2 Total laps=19 Full laps=8

1	2'31.132	19.660	30.592	27.464	19.258	
2	1'45.154	29.309	29.840	27.039	18.966	213.0
3	1'44.495	29.185	29.550	26.897	18.863	212.3
4	1'48.614 *	30.66*	31.923	27.063	18.966	213.0
5	1'44.199	29.037	29.567	26.736	18.859	215.5
6	1'45.048 *	28.921	29.617	27.159	19.351*	214.9
7	1'44.811 *	29.266	29.617	27.024	18.904*	214.9
8	1'44.484	29.115	29.505	26.896	18.968	214.2
9	1'49.764 *	29.331	32.759	28.693	18.981*	211.7
10	1'44.336	28.998	29.645	26.740	18.953	214.2
11	1'50.585 P	29.02*	29.679	27.208	24.671	213.0
12	6'28.504	21.671	29.896	26.914	18.905	
13	1'44.084	28.971	29.286	26.959	18.868	213.0
14	1'44.119	28.987	29.500	26.745	18.887	212.3
15	1'50.724 P	28.82*	30.167	27.548	24.185	209.3
16	3'55.852	27.416	30.640	27.931	19.568	
17	1'45.364 *	29.911	29.718	26.844	18.891*	217.5
18	1'43.948 *	28.858	29.423	26.903	18.764*	216.2
19	1'43.567	28.770	29.396	26.606	18.795	213.0

28th 22 Ana CARRASCO BOE Motorsports SPA
Runs=2 Total laps=16 Full laps=11

1	2'41.001	21.545	31.488	27.702	19.616	
2	1'47.137	29.988	30.690	27.046	19.413	211.7

Fastest Lap: Dennis FOGGIA Leopard Racing ITA **1'41.774** 28.545 28.794 26.117 18.318

These data/results cannot be reproduced, stored and/or transmitted in whole or in part by any manner of electronic, mechanical, photocopying, recording, broadcasting or otherwise now known or herein after developed without the previous express consent by the copyright owner, except for reproduction in daily press and regular printed publications on sale to the public within 60 days of the event related to those data/results and always provided that copyright symbol appears together as follows below.
© DORNA, 2022

Free Practice Nr. 2

Moto3

Lap	Lap Time	T1	T2	T3	T4	Speed	Lap	Lap Time	T1	T2	T3	T4	Speed
3	1'46.018	29.660	29.910	27.048	19.400	210.5							
4	1'45.771	29.723	29.856	27.014	19.178	212.3							
5	1'44.811	29.307	29.580	26.853	19.071	213.6							
6	1'45.009	29.340	29.660	26.835	19.174	214.9							
7	1'49.977 P	29.294	29.653	26.850	24.180	214.2							
8	6'13.555	21.680	32.820	28.210	19.629								
9	1'46.243	29.750	30.093	27.301	19.099	214.2							
10	1'45.645	29.358	30.174	26.755	19.358	214.2							
11	1'45.067	29.487	29.776	26.812	18.992	218.1							
12	1'50.735 P	29.170	29.942	26.984	24.639	213.6							
13	9'14.525	30.151	30.898	27.258	19.864								
14	1'46.901	29.212	29.537	28.226	19.926	214.2							
15	1'44.344	29.144	29.389	26.841	18.970	214.9							
16	1'44.279	29.166	29.556	26.615	18.942	213.6							

29th 67 Alberto SURRA Rivacold Snipers Tea ITA
Runs=2 Total laps=14 Full laps=5

1	2'28.421	19.122	30.742	27.514	19.097								
2	1'45.151	29.465	29.717	27.064	18.905	209.9							
3	1'44.839	29.159	29.561	27.149	18.970	209.9							
4	1'50.265 *	28.965	30.347	29.564	21.389*	209.3							
5	1'45.271	29.247	29.648	27.182	19.194	210.5							
6	1'52.267 P	28.909	29.649	27.033	26.676	211.1							
7	8'05.696 *	29.606	40.175	30.291*	19.219								
8	1'45.690 *	29.18*	29.968	27.444	19.094*	211.1							
9	1'45.065	29.118	29.991	27.078	18.878	209.3							
10	1'44.550	28.934	29.577	27.133	18.906	211.1							
11	1'50.081 P	29.288	29.992	27.099	23.702	209.3							
12	10'06.910	20.102	30.133	27.233	18.913								
13	1'46.199 *	29.099	29.661	27.055	20.384*	208.6							
14	1'49.084 *	29.28*	29.998	30.882	18.923	208.6							

30th 70 Joshua WHATLEY VisionTrack Racing T GBR
Runs=2 Total laps=16 Full laps=7

1	2'49.255	21.493	31.656	27.884	19.500								
2	1'48.298	29.933	31.240	27.901	19.224	212.3							
3	1'47.188	29.565	29.876	28.544	19.203	211.1							
4	1'46.032	29.451	30.012	27.573	18.996	209.9							
5	1'45.798	29.296	29.826	27.621	19.055	209.9							
6	1'45.449 *	29.364	29.728	27.344*	19.013	210.5							
7	1'45.435 *	29.358	29.711	27.310*	19.056	210.5							
8	1'57.383 P	30.484	30.990	28.572	27.337	208.6							
9	11'17.430	23.047	30.242	27.388	18.991								
10	1'47.057	29.557	30.549	28.115	18.836	212.3							
11	1'46.190 *	29.35*	30.671	27.253*	18.916	214.9							
12	1'45.237	29.315	29.717	27.303	18.902	211.1							
13	1'49.923 P	29.222	29.628	27.220	23.853	210.5							
14	3'59.190 *	21.084	30.310	31.344	25.806*								
15	1'44.591	29.076	29.695	27.063	18.757	213.0							
16	1'43.675 *	28.866	29.304	26.796*	18.709	212.3							

Fastest Lap: Dennis FOGGIA Leopard Racing ITA **1'41.774** 28.545 28.794 26.117 18.318

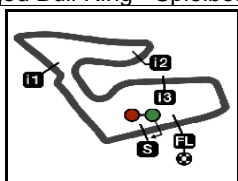
These data/results cannot be reproduced, stored and/or transmitted in whole or in part by any manner of electronic, mechanical, photocopying, recording, broadcasting or otherwise now known or herein after developed without the previous express consent by the copyright owner, except for reproduction in daily press and regular printed publications on sale to the public within 60 days of the event related to those data/results and always provided that copyright symbol appears together as follows below.
© DORNA, 2022

Official MotoGP Timing by TISSOT
www.motogp.com

Spielberg, Friday, August 19, 2022

Page 6 of 6





4348 m.

CryptoDATA MOTORRAD GRAND PRIX VON ÖSTERREICH

Free Practice Nr. 2

Best Partial Times

Moto3™

IT Ideal Lap Time, sum of the best partial times

BT Best Lap Time

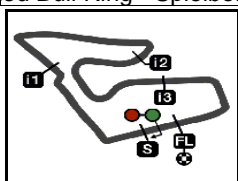
T1		T2		T3		T4				IT	BT	
Pos	Rider	Time	Rider	Time	Rider	Time	Rider	Time	Pos	Rider	IT	BT
1	D.MOREIRA	28.354	D.FOGGIA	28.794	J.MCPHEE	26.023	T.SUZUKI	18.191	1	D.FOGGIA	1'41.763	1'41.774 (1)
2	D.HOLGADO	28.370	J.MASIA	28.829	D.FOGGIA	26.117	R.ROSSI	18.237	2	D.ÖNCÜ	1'41.816	1'41.816 (2)
3	J.MASIA	28.377	D.ÖNCÜ	28.877	T.SUZUKI	26.122	J.MCPHEE	18.277	3	J.MCPHEE	1'41.823	1'41.823 (3)
4	D.ÖNCÜ	28.405	J.MCPHEE	28.885	D.HOLGADO	26.132	D.FOGGIA	18.307	4	J.MASIA	1'41.828	1'42.116 (9)
5	S.GARCIA	28.462	S.GARCIA	28.892	A.SASAKI	26.143	J.MASIA	18.313	5	T.SUZUKI	1'41.861	1'42.035 (4)
6	S.NEPA	28.487	A.SASAKI	28.907	D.ÖNCÜ	26.168	S.NEPA	18.315	6	D.HOLGADO	1'41.881	1'42.165 (11)
7	R.ROSSI	28.503	I.GUEVARA	28.918	K.TOBA	26.176	D.HOLGADO	18.361	7	A.SASAKI	1'41.978	1'42.085 (6)
8	A.SASAKI	28.516	D.MUÑOZ	28.932	D.MOREIRA	26.199	D.ÖNCÜ	18.366	8	D.MOREIRA	1'42.002	1'42.080 (5)
9	D.MUÑOZ	28.520	S.NEPA	28.962	S.OGDEN	26.283	A.MIGNO	18.373	9	S.NEPA	1'42.054	1'42.085 (7)
10	T.SUZUKI	28.522	K.TOBA	28.987	S.NEPA	26.290	S.OGDEN	18.374	10	R.ROSSI	1'42.116	1'42.116 (8)
11	I.GUEVARA	28.528	R.ROSSI	29.014	D.MUÑOZ	26.294	S.GARCIA	18.375	11	D.MUÑOZ	1'42.148	1'42.148 (10)
12	D.FOGGIA	28.545	D.HOLGADO	29.018	J.MASIA	26.309	I.GUEVARA	18.375	12	I.GUEVARA	1'42.149	1'42.193 (12)
13	C.TATAY	28.608	T.SUZUKI	29.026	I.ORTOLÁ	26.311	D.MUÑOZ	18.402	13	S.GARCIA	1'42.211	1'42.251 (13)
14	J.KELSO	28.622	D.MOREIRA	29.039	M.AJI	26.314	D.MOREIRA	18.410	14	K.TOBA	1'42.352	1'42.479 (14)
15	A.FERNANDEZ	28.629	J.KELSO	29.045	R.YAMANAKA	26.322	A.SASAKI	18.412	15	J.KELSO	1'42.489	1'42.489 (15)
16	J.MCPHEE	28.638	X.ARTIGAS	29.103	J.KELSO	26.322	L.FELLON	18.415	16	S.OGDEN	1'42.571	1'42.571 (16)
17	A.MIGNO	28.642	A.MIGNO	29.106	I.GUEVARA	26.328	K.TOBA	18.446	17	I.ORTOLÁ	1'42.607	1'42.733 (18)
18	X.ARTIGAS	28.654	I.ORTOLÁ	29.110	R.ROSSI	26.362	I.ORTOLÁ	18.497	18	A.MIGNO	1'42.624	1'42.748 (19)
19	M.AJI	28.661	A.FERNANDEZ	29.125	A.FERNANDEZ	26.400	C.TATAY	18.497	19	C.TATAY	1'42.642	1'42.642 (17)
20	I.ORTOLÁ	28.689	C.TATAY	29.133	C.TATAY	26.404	J.KELSO	18.500	20	A.FERNANDEZ	1'42.657	1'42.795 (20)
21	L.FELLON	28.696	S.OGDEN	29.184	X.ARTIGAS	26.410	A.FERNANDEZ	18.503	21	X.ARTIGAS	1'42.674	1'42.816 (21)
22	R.YAMANAKA	28.701	R.YAMANAKA	29.199	S.GARCIA	26.482	X.ARTIGAS	18.507	22	R.YAMANAKA	1'42.733	1'42.904 (23)
23	S.OGDEN	28.730	N.CARRARO	29.232	L.FELLON	26.487	R.YAMANAKA	18.511	23	M.AJI	1'42.841	1'42.841 (22)
24	E.BARTOLINI	28.732	E.BARTOLINI	29.238	A.MIGNO	26.503	M.AJI	18.553	24	L.FELLON	1'42.869	1'42.937 (24)

These data/results cannot be reproduced, stored and/or transmitted in whole or in part by any manner of electronic, mechanical, photocopying, recording, broadcasting or otherwise now known or herein after developed without the previous express consent by the copyright owner, except for reproduction in daily press and regular printed publications on sale to the public within 60 days of the event related to those data/results and always provided that copyright symbol appears together as follows below.

© DORNA, 2022

Official MotoGP Timing by TISSOT
www.motogp.com





4348 m.

CryptoDATA MOTORRAD GRAND PRIX VON ÖSTERREICH

Free Practice Nr. 2

Best Partial Times

Moto3™

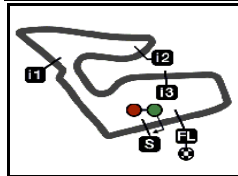
IT Ideal Lap Time, sum of the best partial times*BT* Best Lap Time

T1		T2		T3		T4				<i>IT</i>	<i>BT</i>	
<i>Pos</i>	<i>Rider</i>	<i>Time</i>	<i>Rider</i>	<i>Time</i>	<i>Rider</i>	<i>Time</i>	<i>Rider</i>	<i>Time</i>	<i>Pos</i>	<i>Rider</i>		
25	K.TOBA	28.743	L.FELLON	29.271	N.CARRARO	26.515	E.BARTOLINI	18.555	25	N.CARRARO	1'43.239	1'43.528 (26)
26	T.FURUSATO	28.770	T.FURUSATO	29.286	T.FURUSATO	26.606	N.CARRARO	18.651	26	E.BARTOLINI	1'43.258	1'43.519 (25)
27	N.CARRARO	28.841	J.WHATLEY	29.304	A.CARRASCO	26.615	J.WHATLEY	18.709	27	T.FURUSATO	1'43.457	1'43.567 (27)
28	J.WHATLEY	28.866	M.AJI	29.313	E.BARTOLINI	26.733	T.FURUSATO	18.795	28	J.WHATLEY	1'43.942	1'44.591 (30)
29	A.SURRA	28.909	A.CARRASCO	29.389	A.SURRA	27.033	A.SURRA	18.878	29	A.CARRASCO	1'44.090	1'44.279 (28)
30	A.CARRASCO	29.144	A.SURRA	29.561	J.WHATLEY	27.063	A.CARRASCO	18.942	30	A.SURRA	1'44.381	1'44.550 (29)

These data/results cannot be reproduced, stored and/or transmitted in whole or in part by any manner of electronic, mechanical, photocopying, recording, broadcasting or otherwise now known or herein after developed without the previous express consent by the copyright owner, except for reproduction in daily press and regular printed publications on sale to the public within 60 days of the event related to those data/results and always provided that copyright symbol appears together as follows below.
© DORNA, 2022

Official MotoGP Timing by **TISSOT**
www.motogp.com





4348 m.

CryptoDATA MOTORRAD GRAND PRIX VON ÖSTERREICH

Free Practice Nr. 2

Fastest Laps Sequence

Practice Time	 Rider	Nation	Motorcycle	Time	Km/h	Rider's Lap
3'54.328	5 Jaume MASIA	SPA	KTM	1'44.249	150.1	2
4'19.482	20 Lorenzo FELLON	FRA	HONDA	1'44.230	150.1	2
5'27.830	11 Sergio GARCIA	SPA	GASGAS	1'44.050	150.4	3
5'37.645	5 Jaume MASIA	SPA	KTM	1'43.317	151.5	3
6'14.114	82 Stefano NEPA	ITA	KTM	1'43.291	151.5	3
7'20.858	5 Jaume MASIA	SPA	KTM	1'43.213	151.6	4
7'21.603	96 Daniel HOLGADO	SPA	KTM	1'43.073	151.8	4
7'39.741	7 Dennis FOGGIA	ITA	HONDA	1'43.044	151.9	4
9'04.312	96 Daniel HOLGADO	SPA	KTM	1'42.709	152.3	5
9'42.866	71 Ayumu SASAKI	JPN	HUSQVARNA	1'42.662	152.4	5
10'46.824	96 Daniel HOLGADO	SPA	KTM	1'42.512	152.6	6
11'25.115	71 Ayumu SASAKI	JPN	HUSQVARNA	1'42.249	153.0	6
13'07.280	71 Ayumu SASAKI	JPN	HUSQVARNA	1'42.165	153.2	7
36'25.730	5 Jaume MASIA	SPA	KTM	1'42.116	153.2	18
37'47.491	53 Deniz ÖNCÜ	TUR	KTM	1'41.816	153.7	17
40'58.643	7 Dennis FOGGIA	ITA	HONDA	1'41.774	153.7	16

These data/results cannot be reproduced, stored and/or transmitted in whole or in part by any manner of electronic, mechanical, photocopying, recording, broadcasting or otherwise now known or herein after developed without the previous express consent by the copyright owner, except for reproduction in daily press and regular printed publications on sale to the public within 60 days of the event related to those data/results and always provided that copyright symbol appears together as follows below.

© DORNA, 2022

Official MotoGP Timing by TISSOT
www.motogp.com

Spielberg, Friday, August 19, 2022

