


4348 m.

CryptoDATA MOTORRAD GRAND PRIX VON ÖSTERREICH

Free Practice Nr. 1

Classification

3

|  | Rider | Nation | Team | Motorcycle | Time | Lap | Total | Gap | Top Speed |
|---|--------------------------|--------|------------------------------|------------|-----------------|-----|-------|-------------|--------------|
| 1 | 43 Jack MILLER | AUS | Ducati Lenovo Team | DUCATI | 1'30.756 | 20 | 20 | | 307.6 |
| 2 | 5 Johann ZARCO | FRA | Prima Pramac Racing | DUCATI | 1'31.374 | 21 | 21 | 0.618 0.618 | 307.6 |
| 3 | 36 Joan MIR | SPA | Team SUZUKI ECSTAR | SUZUKI | 1'31.576 | 22 | 22 | 0.820 0.202 | 309.0 |
| 4 | 89 Jorge MARTIN | SPA | Prima Pramac Racing | DUCATI | 1'31.616 | 18 | 18 | 0.860 0.040 | 306.3 |
| 5 | 20 Fabio QUARTARARO | FRA | Monster Energy Yamaha MotoGP | YAMAHA | 1'31.773 | 21 | 21 | 1.017 0.157 | 306.3 |
| 6 | 42 Alex RINS | SPA | Team SUZUKI ECSTAR | SUZUKI | 1'31.875 | 19 | 20 | 1.119 0.102 | 307.6 |
| 7 | 33 Brad BINDER | RSA | Red Bull KTM Factory Racing | KTM | 1'31.913 | 20 | 20 | 1.157 0.038 | 309.0 |
| 8 | 30 Takaaki NAKAGAMI | JPN | LCR Honda IDEMITSU | HONDA | 1'31.941 | 20 | 20 | 1.185 0.028 | 306.3 |
| 9 | 23 Enea BASTIANINI | ITA | Gresini Racing MotoGP | DUCATI | 1'31.976 | 18 | 18 | 1.220 0.035 | 305.0 |
| 10 | 4 Andrea DOVIZIOSO | ITA | WithU Yamaha RNF MotoGP Tea | YAMAHA | 1'32.007 | 20 | 20 | 1.251 0.031 | 302.5 |
| 11 | 12 Maverick VIÑALES | SPA | Aprilia Racing | APRILIA | 1'32.074 | 17 | 17 | 1.318 0.067 | 306.3 |
| 12 | 72 Marco BEZZECCHI | ITA | Mooney VR46 Racing Team | DUCATI | 1'32.321 | 20 | 20 | 1.565 0.247 | 306.3 |
| 13 | 88 Miguel OLIVEIRA | POR | Red Bull KTM Factory Racing | KTM | 1'32.422 | 20 | 21 | 1.666 0.101 | 305.0 |
| 14 | 73 Alex MARQUEZ | SPA | LCR Honda CASTROL | HONDA | 1'32.437 | 19 | 19 | 1.681 0.015 | 306.3 |
| 15 | 21 Franco MORBIDELLI | ITA | Monster Energy Yamaha MotoGP | YAMAHA | 1'32.488 | 16 | 16 | 1.732 0.051 | 306.3 |
| 16 | 63 Francesco BAGNAIA | ITA | Ducati Lenovo Team | DUCATI | 1'32.513 | 18 | 19 | 1.757 0.025 | 310.3 |
| 17 | 41 Aleix ESPARGARO | SPA | Aprilia Racing | APRILIA | 1'32.557 | 15 | 16 | 1.801 0.044 | 306.3 |
| 18 | 6 Stefan BRADL | GER | Repsol Honda Team | HONDA | 1'32.748 | 19 | 19 | 1.992 0.191 | 303.7 |
| 19 | 49 Fabio DI GIANNANTONIO | ITA | Gresini Racing MotoGP | DUCATI | 1'32.775 | 20 | 20 | 2.019 0.027 | 302.5 |
| 20 | 44 Pol ESPARGARO | SPA | Repsol Honda Team | HONDA | 1'32.905 | 19 | 21 | 2.149 0.130 | 309.0 |
| 21 | 32 Lorenzo SAVADORI | ITA | Aprilia Racing | APRILIA | 1'32.963 | 16 | 16 | 2.207 0.058 | 302.5 |
| 22 | 10 Luca MARINI | ITA | Mooney VR46 Racing Team | DUCATI | 1'32.998 | 17 | 18 | 2.242 0.035 | 305.0 |
| 23 | 25 Raul FERNANDEZ | SPA | Tech3 KTM Factory Racing | KTM | 1'33.796 | 19 | 19 | 3.040 0.798 | 305.0 |
| 24 | 40 Darryn BINDER | RSA | WithU Yamaha RNF MotoGP Tea | YAMAHA | 1'35.072 | 16 | 17 | 4.316 1.276 | 301.2 |
| 25 | 87 Remy GARDNER | AUS | Tech3 KTM Factory Racing | KTM | 1'35.092 | 17 | 17 | 4.336 0.020 | 302.5 |

Practice condition: **Wet-Dry**

Air: 18°

Humidity: 96%

Ground: 20°

| | | | | |
|-----------------------------|---------|-------------------------|-----------------|------------|
| Fastest Lap: | Lap: 20 | Jack MILLER | 1'30.756 | 172.4 Km/h |
| Best Race Lap: | | New track layout | | |
| All Time Lap Record: | 2022 | Jack MILLER | 1'30.756 | 172.4 Km/h |

The results are provisional until the end of the limit for protest and appeals.

Time limit for protest expires 30' after publication of the results - Time:

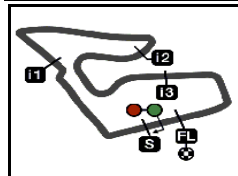
These data/results cannot be reproduced, stored and/or transmitted in whole or in part by any manner of electronic, mechanical, photocopying, recording, broadcasting or otherwise now known or herein after developed without the previous express consent by the copyright owner, except for reproduction in daily press and regular printed publications on sale to the public within 60 days of the event related to those data/results and always provided that copyright symbol appears together as follows below.

© DORNA, 2022

Official MotoGP Timing by TISSOT
www.motogp.com

Spielberg, Friday, August 19, 2022





4348 m.

CryptoDATA MOTORRAD GRAND PRIX VON ÖSTERREICH**Free Practice Nr. 1****Top Speed & Average****4**

| Rider | Nation | Motorcycle | Top 5 speeds | | | | | Average | Top |
|---------------------------------|------------|------------|--------------|-------|-------|-------|-------|---------|--------------|
| 63 Francesco BAGNAIA | ITA | DUCATI | 310.3 | 307.6 | 307.6 | 307.6 | 306.3 | 307.9 | 310.3 |
| 33 Brad BINDER | RSA | KTM | 309.0 | 309.0 | 309.0 | 307.6 | 307.6 | 308.3 | 309.0 |
| 36 Joan MIR | SPA | SUZUKI | 309.0 | 307.6 | 307.6 | 307.6 | 306.3 | 307.6 | 309.0 |
| 44 Pol ESPARGARO | SPA | HONDA | 309.0 | 307.6 | 306.3 | 306.3 | 303.7 | 306.6 | 309.0 |
| 5 Johann ZARCO | FRA | DUCATI | 307.6 | 307.6 | 307.6 | 307.6 | 306.3 | 307.3 | 307.6 |
| 42 Alex RINS | SPA | SUZUKI | 307.6 | 307.6 | 307.6 | 306.3 | 305.0 | 306.8 | 307.6 |
| 43 Jack MILLER | AUS | DUCATI | 307.6 | 307.6 | 306.3 | 306.3 | 306.3 | 306.8 | 307.6 |
| 12 Maverick VIÑALES | SPA | APRILIA | 306.3 | 305.0 | 305.0 | 305.0 | 305.0 | 305.3 | 306.3 |
| 20 Fabio QUARTARARO | FRA | YAMAHA | 306.3 | 306.3 | 305.0 | 305.0 | 305.0 | 305.4 | 306.3 |
| 21 Franco MORBIDELLI | ITA | YAMAHA | 306.3 | 305.0 | 305.0 | 303.7 | 303.7 | 304.7 | 306.3 |
| 30 Takaaki NAKAGAMI | JPN | HONDA | 306.3 | 306.3 | 306.3 | 306.3 | 303.7 | 305.8 | 306.3 |
| 41 Aleix ESPARGARO | SPA | APRILIA | 306.3 | 306.3 | 303.7 | 301.2 | 301.2 | 303.7 | 306.3 |
| 72 Marco BEZZECCHI | ITA | DUCATI | 306.3 | 306.3 | 306.3 | 305.0 | 305.0 | 305.7 | 306.3 |
| 73 Alex MARQUEZ | SPA | HONDA | 306.3 | 305.0 | 305.0 | 303.7 | 303.7 | 304.7 | 306.3 |
| 89 Jorge MARTIN | SPA | DUCATI | 306.3 | 306.3 | 305.0 | 303.7 | 303.7 | 305.0 | 306.3 |
| 10 Luca MARINI | ITA | DUCATI | 305.0 | 303.7 | 303.7 | 303.7 | 302.5 | 303.5 | 305.0 |
| 23 Enea BASTIANINI | ITA | DUCATI | 305.0 | 303.7 | 303.7 | 303.7 | 302.5 | 303.7 | 305.0 |
| 25 Raul FERNANDEZ | SPA | KTM | 305.0 | 303.7 | 303.7 | 297.5 | 296.2 | 299.3 | 305.0 |
| 88 Miguel OLIVEIRA | POR | KTM | 305.0 | 305.0 | 305.0 | 305.0 | 303.7 | 304.3 | 305.0 |
| 6 Stefan BRADL | GER | HONDA | 303.7 | 303.7 | 302.5 | 302.5 | 302.5 | 303.0 | 303.7 |
| 4 Andrea DOVIZIOSO | ITA | YAMAHA | 302.5 | 302.5 | 301.2 | 301.2 | 301.2 | 301.7 | 302.5 |
| 32 Lorenzo SAVADORI | ITA | APRILIA | 302.5 | 302.5 | 293.8 | 293.8 | 290.3 | 296.6 | 302.5 |
| 49 Fabio DI GIANNANTONIO | ITA | DUCATI | 302.5 | 301.2 | 301.2 | 301.2 | 300.0 | 301.2 | 302.5 |
| 87 Remy GARDNER | AUS | KTM | 302.5 | 300.0 | 298.7 | 289.1 | 288.0 | 295.7 | 302.5 |
| 40 Darryn BINDER | RSA | YAMAHA | 301.2 | 300.0 | 300.0 | 298.7 | 291.4 | 297.1 | 301.2 |

These data/results cannot be reproduced, stored and/or transmitted in whole or in part by any manner of electronic, mechanical, photocopying, recording, broadcasting or otherwise now known or herein after developed without the previous express consent by the copyright owner, except for reproduction in daily press and regular printed publications on sale to the public within 60 days of the event related to those data/results and always provided that copyright symbol appears together as follows below.

© DORNA, 2022

Official MotoGP Timing by **TISSOT**
www.motogp.com



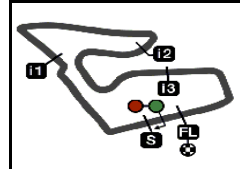
Spielberg, Friday, August 19, 2022

CryptoDATA MOTORRAD GRAND PRIX VON ÖSTERREICH

Free Practice Nr. 1

Chronological Analysis of Performances

5



4348 m.

* Lap / Sector time cancelled

T1 Time from finish line to 1st intermediate

T3 Time from 2nd intermed. to 3rd intermed.

P Crossing the finish line in pit lane

T2 Time from 1st intermed. to 2nd intermed.

T4 Time from 3rd intermediate to finish line

**Tyre data subject to further updates

| Lap | Lap Time | T1 | T2 | T3 | T4 | Speed | Lap | Lap Time | T1 | T2 | T3 | T4 | Speed |
|------------|-----------------|-----------------------------------|---------------|------------------|---------------|--------------|-------|-----------------|------------------|---------------|------------------|---------------|--------------|
| 1st | 43 | Jack MILLER | | DUCATI | | AUS | 11 | 8'55.082 | 20.669 | 31.230 | 27.041 | 18.569 | |
| | | Ducati Lenovo Team | | | | | 12 | 1'37.543 | 26.840 | 27.017 | 25.795 | 17.891 | 298.7 |
| | | Runs=1 Total laps=20 Full laps=16 | | | | | 13 | 1'36.916 | 26.557 | 26.916 | 25.671 | 17.772 | 298.7 |
| Run # | 1 | Front Tyre | Wet-Medium | Rear Tyre | Wet-Soft | | Run # | 3 | Front Tyre | Slick-Soft | Rear Tyre | Slick-Medium | |
| | | New Tyre | | New Tyre | | | | | New Tyre | | New Tyre | | |
| 1 | 2'52.430 | 20.967 | 30.145 | 28.189 | 19.509 | | 15 | 4'26.232 | 25.479 | 30.290 | 28.432 | 18.785 | |
| 2 | 1'42.347 | 28.438 | 28.408 | 26.865 | 18.636 | 293.8 | 16 | 1'36.341 | 27.140 | 26.607 | 25.482 | 17.112 | 302.5 |
| 3 | 1'41.633 | 27.532 | 28.842 | 26.747 | 18.512 | 292.6 | 17 | 1'38.253 | 25.982 | 25.670 | 24.530 | 22.071 | 307.6 |
| 4 | 1'40.487 | 27.869 | 27.963 | 26.230 | 18.425 | 284.5 | 18 | 1'32.545 | 25.792 | 25.646 | 24.324 | 16.783 | 306.3 |
| 5 | 1'39.858 | 27.517 | 27.884 | 26.138 | 18.319 | 293.8 | 19 | 1'32.454 | 25.297 | 25.967 | 24.369 | 16.821 | 307.6 |
| 6 | 1'45.664 | 29.678 | 30.052 | 27.489 | 18.445 | 279.0 | 20 | 1'34.418 | 25.157 | 25.519 | 26.914 | 16.828 | 307.6 |
| 7 | 1'41.777 | 27.096 | 29.592 | 26.759 | 18.330 | 297.5 | 21 | 1'31.374 | 25.056 | 25.389 | 24.087 | 16.842 | 307.6 |
| 8 | 1'38.710 | 26.943 | 27.757 | 25.939 | 18.071 | 298.7 | | | | | | | |
| 9 | 1'43.613 | 28.841 | 29.479 | 27.043 | 18.250 | 298.7 | | | | | | | |
| 10 | 1'38.370 | 26.887 | 27.740 | 25.713 | 18.030 | 298.7 | | | | | | | |
| 11 | 1'51.267 P | 28.909 | 29.146 | 27.768 | 25.444 | 293.8 | | | | | | | |
| Run # | 2 | Front Tyre | Slick-Soft | Rear Tyre | Slick-Medium | | Run # | 1 | Front Tyre | Wet-Medium | Rear Tyre | Wet-Soft | |
| | | New Tyre | | New Tyre | | | | | New Tyre | | New Tyre | | |
| 12 | 13'38.359 | 21.773 | 29.722 | 26.816 | 18.914 | | 1 | 2'14.573 | 22.762 | 31.826 | 29.646 | 20.238 | |
| 13 | 1'36.236 | 26.629 | 26.835 | 25.217 | 17.555 | 302.5 | 2 | 1'44.753 | 29.843 | 28.667 | 27.107 | 19.136 | 276.9 |
| 14 | 1'39.141 * | 28.629* | 26.949* | 25.704 | 17.859 | 306.3 | 3 | 1'41.799 | 28.037 | 27.982 | 26.855 | 18.925 | 296.2 |
| 15 | 1'32.987 | 25.628 | 25.870 | 24.460 | 17.029 | 306.3 | 4 | 1'40.618 | 27.707 | 27.664 | 26.550 | 18.697 | 296.2 |
| 16 | 1'32.064 | 25.289 | 25.694 | 24.285 | 16.796 | 305.0 | 5 | 1'39.757 | 27.379 | 27.600 | 26.284 | 18.494 | 298.7 |
| 17 | 1'31.586 | 25.058 | 25.527 | 24.224 | 16.777 | 305.0 | 6 | 1'49.236 | 27.290 | 33.463 | 29.475 | 19.008 | 297.5 |
| 18 | 1'31.139 | 24.920 | 25.333 | 24.098 | 16.788 | 306.3 | 7 | 1'42.482 | 27.120 | 27.395 | 29.062 | 18.905 | 298.7 |
| 19 | 1'32.705 | 25.056 | 26.107 | 24.505 | 17.037 | 307.6 | 8 | 1'38.715 | 26.827 | 27.320 | 26.298 | 18.270 | 298.7 |
| 20 | 1'30.756 | 24.834 | 25.254 | 24.000 | 16.668 | 307.6 | 9 | 1'46.592 | 29.129 | 30.704 | 28.330 | 18.429 | 291.4 |
| | | | | | | | 10 | 1'49.302 P | 27.045 | 28.632 | 27.441 | 26.184 | 300.0 |
| Run # | 2 | Front Tyre | Wet-Medium | Rear Tyre | Wet-Soft | | Run # | 2 | Front Tyre | Slick-Soft | Rear Tyre | Wet-Soft | |
| | | 10 Laps at start | | 10 Laps at start | | | | | 10 Laps at start | | 10 Laps at start | | |
| 11 | 6'21.329 | 20.909 | 28.111 | 26.443 | 18.318 | | 11 | 6'21.329 | 20.909 | 28.111 | 26.443 | 18.318 | |
| 12 | 1'37.548 | 26.754 | 27.032 | 25.998 | 17.764 | 300.0 | 12 | 1'37.548 | 26.754 | 27.032 | 25.998 | 17.764 | 300.0 |
| 13 | 1'37.153 | 26.513 | 26.946 | 25.781 | 17.913 | 301.2 | 13 | 1'37.153 | 26.513 | 26.946 | 25.781 | 17.913 | 301.2 |
| 14 | 1'57.370 P | 30.795 | 30.734 | 29.794 | 26.047 | 292.6 | 14 | 1'57.370 P | 30.795 | 30.734 | 29.794 | 26.047 | 292.6 |
| Run # | 3 | Front Tyre | Slick-Soft | Rear Tyre | Slick-Medium | | Run # | 3 | Front Tyre | Slick-Soft | Rear Tyre | Slick-Medium | |
| | | New Tyre | | New Tyre | | | | | New Tyre | | New Tyre | | |
| 15 | 5'12.857 | 24.042 | 29.506 | 27.385 | 19.290 | | 15 | 5'12.857 | 24.042 | 29.506 | 27.385 | 19.290 | |
| 16 | 1'37.531 | 27.310 | 27.043 | 25.514 | 17.664 | 292.6 | 16 | 1'37.531 | 27.310 | 27.043 | 25.514 | 17.664 | 292.6 |
| 17 | 1'35.911 | 26.388 | 26.579 | 25.300 | 17.644 | 305.0 | 17 | 1'35.911 | 26.388 | 26.579 | 25.300 | 17.644 | 305.0 |
| 18 | 1'43.455 | 32.884 | 28.635 | 24.782 | 17.154 | 307.6 | 18 | 1'43.455 | 32.884 | 28.635 | 24.782 | 17.154 | 307.6 |
| 19 | 1'32.954 | 25.802 | 25.798 | 24.378 | 16.976 | 307.6 | 19 | 1'32.954 | 25.802 | 25.798 | 24.378 | 16.976 | 307.6 |
| 20 | 1'32.021 * | 25.320 | 25.594 | 24.261 * | 16.846 | 309.0 | 20 | 1'32.021 * | 25.320 | 25.594 | 24.261 * | 16.846 | 309.0 |
| 21 | 1'34.410 | 25.348 | 26.340 | 25.860 | 16.862 | 307.6 | 21 | 1'34.410 | 25.348 | 26.340 | 25.860 | 16.862 | 307.6 |
| 22 | 1'31.576 | 25.285 | 25.407 | 24.157 | 16.727 | 306.3 | 22 | 1'31.576 | 25.285 | 25.407 | 24.157 | 16.727 | 306.3 |

Fastest Lap: Jack MILLER Ducati Lenovo Team AUS **1'30.756** 24.834 25.254 24.000 16.668

These data/results cannot be reproduced, stored and/or transmitted in whole or in part by any manner of electronic, mechanical, photocopying, recording, broadcasting or otherwise now known or herein after developed without the previous express consent by the copyright owner, except for reproduction in daily press and regular printed publications on sale to the public within 60 days of the event related to those data/results and always provided that copyright symbol appears together as follows below.
© DORNA, 2022



Free Practice Nr. 1

MotoGP

| Lap | Lap Time | T1 | T2 | T3 | T4 | Speed | Lap | Lap Time | T1 | T2 | T3 | T4 | Speed | | |
|------------|-----------------|------------------------------|---------------|--------------|------------|-----------|--------------|-----------------|-----------------------------|-----------------|-----------------|-----------------|--------------|--------|-------|
| 4th | 89 | Jorge MARTIN | | DUCATI | SPA | | 6th | 42 | Alex RINS | | SUZUKI | SPA | | | |
| | | Prima Pramac Racing | | | | | | | Team SUZUKI ECSTAR | | | | | | |
| | | Runs=1 | Total laps=18 | Full laps=15 | | | | | Runs=3 | Total laps=20 | Full laps=13 | | | | |
| Run # | 1 | Front Tyre | Wet-Medium | Rear Tyre | Wet-Soft | | Run # | 1 | Front Tyre | Wet-Medium | Rear Tyre | Wet-Soft | | | |
| | | New Tyre | | New Tyre | | | | | New Tyre | | New Tyre | | | | |
| 1 | 2'40.870 | 21.119 | 30.051 | 28.175 | 19.690 | | 1 | 2'43.898 | P | 21.308 | 42.929 | 31.173 | 25.543 | | |
| 2 | 1'47.994 | 32.860 | 28.893 | 27.074 | 19.167 | 295.0 | Run # | 2 | Front Tyre | Wet-Medium | Rear Tyre | Wet-Medium | | | |
| 3 | 1'42.849 | 28.634 | 28.373 | 26.747 | 19.095 | 267.6 | | | 1 Laps at start | | New Tyre | | | | |
| 4 | 1'42.231 | 28.230 | 28.303 | 26.604 | 19.094 | 279.0 | 2 | 3'54.404 | | 20.467 | 29.700 | 28.453 | 19.490 | | |
| 5 | 1'41.944 | 27.876 | 28.326 | 26.700 | 19.042 | 291.4 | 3 | 1'44.609 | * | 29.020* | 29.972 | 26.822 | 18.795 | 300.0 | |
| 6 | 1'42.361 | 27.846 | 28.592 | 26.804 | 19.119 | 275.8 | 4 | 1'41.451 | | 28.321 | 27.982 | 26.561 | 18.587 | 275.8 | |
| 7 | 1'48.291 | 27.904 | 28.303 | 30.357 | 21.727 | 280.1 | 5 | 1'40.511 | | 27.902 | 27.861 | 26.161 | 18.587 | 286.8 | |
| 8 | 1'40.759 | 27.464 | 28.031 | 26.552 | 18.712 | 289.1 | 6 | 1'39.335 | | 27.259 | 27.375 | 26.394 | 18.307 | 296.2 | |
| 9 | 1'46.005 | 29.183 | 30.135 | 27.644 | 19.043 | 290.3 | 7 | 1'38.979 | | 27.204 | 27.539 | 25.906 | 18.330 | 298.7 | |
| 10 | 1'39.412 | 27.146 | 27.471 | 26.229 | 18.566 | 295.0 | 8 | 1'52.382 | P | 28.844 | 29.111 | 28.835 | 25.592 | 283.4 | |
| 11 | 1'51.374 | P | 29.569 | 29.401 | 27.346 | 295.0 | Run # | 3 | Front Tyre | Wet-Medium | Rear Tyre | Wet-Medium | | | |
| | | Run # | 2 | Front Tyre | Slick-Soft | Rear Tyre | Slick-Medium | | | 8 Laps at start | | 7 Laps at start | | | |
| | | | | New Tyre | | New Tyre | | 9 | 5'41.542 | | 20.683 | 28.909 | 27.501 | 18.760 | |
| 12 | 15'56.056 | 22.299 | 28.207 | 26.494 | 18.470 | | 10 | 1'37.871 | | 26.853 | 27.179 | 25.783 | 18.056 | 297.5 | |
| 13 | 1'36.734 | 26.747 | 27.044 | 25.338 | 17.605 | 296.2 | 11 | 1'40.664 | | 27.825 | 27.731 | 26.653 | 18.455 | 302.5 | |
| 14 | 1'33.669 | 25.869 | 25.926 | 24.641 | 17.233 | 303.7 | 12 | 1'37.262 | | 26.799 | 26.970 | 25.679 | 17.814 | 300.0 | |
| 15 | 1'33.181 | 25.584 | 25.847 | 24.670 | 17.080 | 306.3 | 13 | 1'46.739 | P | 27.560 | 27.734 | 26.391 | 25.054 | 296.2 | |
| 16 | 1'32.677 | 25.559 | 25.785 | 24.373 | 16.960 | 303.7 | Run # | 4 | Front Tyre | Slick-Soft | Rear Tyre | Slick-Medium | | | |
| 17 | 1'33.837 | 25.469 | 25.742 | 25.306 | 17.320 | 305.0 | | | New Tyre | | New Tyre | | | | |
| 18 | 1'31.616 | 25.232 | 25.439 | 24.078 | 16.867 | 306.3 | 14 | 6'36.071 | | 22.968 | 30.029 | 26.986 | 18.989 | | |
| | | | | | | | 15 | 1'36.574 | | 26.848 | 26.872 | 25.071 | 17.783 | 301.2 | |
| | | | | | | | 16 | 1'41.402 | | 28.241 | 30.354 | 25.403 | 17.404 | 305.0 | |
| | | | | | | | 17 | 1'33.295 | | 25.858 | 26.127 | 24.301 | 17.009 | 306.3 | |
| | | | | | | | 18 | 1'31.886 | 25.351 | 25.640 | 24.152 | 16.743 | 307.6 | | |
| | | | | | | | 19 | 1'31.875 | 25.404 | 25.567 | 23.953 | 16.951 | 307.6 | | |
| | | | | | | | 20 | 1'36.795 | 26.290 | 26.790 | 25.812 | 17.903 | 307.6 | | |
| 5th | 20 | Fabio QUARTARARO | | YAMAHA | FRA | | 7th | 33 | Brad BINDER | | KTM | RSA | | | |
| | | Monster Energy Yamaha MotoGP | | | | | | | Red Bull KTM Factory Racing | | | | | | |
| | | Runs=1 | Total laps=21 | Full laps=15 | | | | | Runs=2 | Total laps=20 | Full laps=14 | | | | |
| Run # | 1 | Front Tyre | Wet-Medium | Rear Tyre | Wet-Soft | | Run # | 1 | Front Tyre | Wet-Medium | Rear Tyre | Wet-Soft | | | |
| | | New Tyre | | New Tyre | | | | | New Tyre | | New Tyre | | | | |
| 1 | 3'12.807 | 20.678 | 30.029 | 28.261 | 19.549 | | 1 | 2'16.124 | | 23.760 | 31.985 | 28.982 | 20.728 | | |
| 2 | 1'45.014 | * | 29.573* | 28.607 | 27.898 | 18.936 | 296.2 | 2 | 1'45.287 | | 29.332 | 29.293 | 27.539 | 19.123 | 281.2 |
| 3 | 1'41.945 | 28.437 | 27.719 | 26.934 | 18.855 | 293.8 | 3 | 1'42.476 | | 28.478 | 28.469 | 26.935 | 18.594 | 292.6 | |
| 4 | 1'42.553 | 28.579 | 27.970 | 27.047 | 18.957 | 291.4 | 4 | 1'57.645 | P | 35.888 | 29.052 | 27.247 | 25.458 | 298.7 | |
| 5 | 1'41.501 | 28.166 | 27.726 | 26.801 | 18.808 | 292.6 | Run # | 2 | Front Tyre | Wet-Medium | Rear Tyre | Wet-Soft | | | |
| 6 | 1'41.058 | 28.017 | 27.689 | 26.646 | 18.706 | 292.6 | | | 4 Laps at start | | 4 Laps at start | | | | |
| 7 | 1'53.791 | * | 30.193* | 31.990 | 19.540 | 290.3 | 5 | 7'34.736 | | 20.772 | 28.839 | 26.933 | 18.928 | | |
| 8 | 1'46.891 | 27.828 | 27.703 | 29.751 | 21.609 | 296.2 | 6 | 1'40.234 | | 27.881 | 27.956 | 26.127 | 18.270 | 300.0 | |
| 9 | 1'40.147 | 27.453 | 27.524 | 26.342 | 18.828 | 295.0 | 7 | 1'40.084 | | 27.746 | 28.067 | 25.979 | 18.292 | 297.5 | |
| 10 | 1'55.742 | 34.222 | 30.397 | 32.031 | 19.092 | 292.6 | 8 | 1'39.704 | | 27.385 | 27.904 | 26.046 | 18.369 | 298.7 | |
| 11 | 1'39.528 | 27.535 | 27.303 | 26.243 | 18.447 | 295.0 | 9 | 2'03.877 | | 40.355 | 34.203 | 30.016 | 19.303 | 300.0 | |
| 12 | 1'49.833 | P | 28.168* | 28.865 | 28.012 | 293.8 | 10 | 1'38.872 | | 27.457 | 27.516 | 25.732 | 18.167 | 298.7 | |
| | | Run # | 2 | Front Tyre | Slick-Soft | Rear Tyre | Slick-Medium | 11 | 1'59.928 | P | 33.694 | 33.020 | 27.434 | 25.780 | 300.0 |
| | | | | New Tyre | | New Tyre | | Run # | 3 | Front Tyre | Slick-Medium | Rear Tyre | Slick-Medium | | |
| 13 | 11'08.008 | 21.762 | 29.616 | 26.589 | 18.325 | | | | New Tyre | | New Tyre | | | | |
| 14 | 1'37.292 | 27.233 | 27.328 | 25.199 | 17.532 | 300.0 | 12 | 7'26.820 | | 23.080 | 31.143 | 27.975 | 19.362 | | |
| 15 | 1'36.902 | * | 26.549 | 27.212* | 24.864 | 18.277 | 303.7 | 13 | 1'40.610 | | 28.107 | 27.939 | 26.297 | 18.267 | 291.4 |
| 16 | 1'37.456 | 26.388 | 26.214 | 24.405 | 20.449 | 306.3 | 14 | 1'38.221 | * | 27.107 | 27.756* | 25.801 | 17.557 | 306.3 | |
| 17 | 1'33.206 | 25.806 | 26.019 | 24.172 | 17.209 | 305.0 | | | | | | | | | |
| 18 | 1'32.449 | 25.521 | 25.722 | 24.140 | 17.066 | 305.0 | | | | | | | | | |
| 19 | 1'32.289 | 25.493 | 25.715 | 24.146 | 16.935 | 305.0 | | | | | | | | | |
| 20 | 1'32.053 | 25.489 | 25.605 | 24.111 | 16.848 | 305.0 | | | | | | | | | |
| 21 | 1'31.773 | 25.300 | 25.649 | 24.055 | 16.769 | 306.3 | | | | | | | | | |

Fastest Lap: Jack MILLER Ducati Lenovo Team AUS **1'30.756** 24.834 25.254 24.000 16.668

These data/results cannot be reproduced, stored and/or transmitted in whole or in part by any manner of electronic, mechanical, photocopying, recording, broadcasting or otherwise now known or herein after developed without the previous express consent by the copyright owner, except for reproduction in daily press and regular printed publications on sale to the public within 60 days of the event related to those data/results and always provided that copyright symbol appears together as follows below.
© DORNA, 2022

Official MotoGP Timing by TISSOT
www.motogp.com

Spielberg, Friday, August 19, 2022

Page 2 of 7



Free Practice Nr. 1

MotoGP

| Lap | Lap Time | T1 | T2 | T3 | T4 | Speed | Lap | Lap Time | T1 | T2 | T3 | T4 | Speed |
|-----|-----------------|---------------|---------------|---------------|---------------|--------------|-----|-----------------|---------------|---------------|---------------|---------------|--------------|
| 15 | 1'40.867 | 32.342 | 26.671 | 24.734 | 17.120 | 307.6 | 13 | 2'13.296 | 20.521 | 29.279 | 25.876 | 17.925 | |
| 16 | 1'34.059 | 26.302 | 26.286 | 24.430 | 17.041 | 309.0 | 14 | 1'36.014 * | 26.926 | 27.064 | 25.001* | 17.023 | 303.7 |
| 17 | 1'37.368 | 26.179 | 30.102 | 24.255 | 16.832 | 309.0 | 15 | 1'34.061 | 26.250 | 26.228 | 24.544 | 17.039 | 303.7 |
| 18 | 1'32.800 | 25.864 | 26.078 | 24.110 | 16.748 | 309.0 | 16 | 1'33.040 | 25.658 | 25.896 | 24.568 | 16.918 | 302.5 |
| 19 | 1'31.999 | 25.436 | 25.749 | 24.170 | 16.644 | 307.6 | 17 | 1'32.417 | 25.523 | 25.821 | 24.374 | 16.699 | 303.7 |
| 20 | 1'31.913 | 25.357 | 25.709 | 24.099 | 16.748 | 307.6 | 18 | 1'31.976 | 25.246 | 25.646 | 24.380 | 16.704 | 305.0 |

8th **30** **Takaaki NAKAGAMI** HONDA JPN
LCR Honda IDEMITSU

10th **4** **Andrea DOVIZIOSO** YAMAHA ITA
WithU Yamaha RNF MotoGP Team

Runs=1 Total laps=20 Full laps=13

Runs=1 Total laps=20 Full laps=13

| Run # | 1 | Front Tyre | Wet-Medium | Rear Tyre | Wet-Soft | |
|-------|-----------------|------------|------------|-----------|----------|-------|
| | | New Tyre | | New Tyre | | |
| 1 | 2'31.252 | 23.047 | 31.944 | 28.555 | 19.622 | |
| 2 | 1'44.601 | 29.334 | 29.089 | 27.184 | 18.994 | 274.8 |
| 3 | 1'41.705 | 28.236 | 28.433 | 26.566 | 18.470 | 289.1 |
| 4 | 1'42.884 | 28.239 | 29.098 | 26.664 | 18.883 | 292.6 |
| 5 | 1'42.589 | 28.304 | 28.698 | 26.427 | 19.160 | 289.1 |
| 6 | 1'42.529 | 28.351 | 28.793 | 26.527 | 18.858 | 280.1 |
| 7 | 1'52.729 | 29.726 | 28.736 | 31.613 | 22.654 | 283.4 |
| 8 | 1'41.065 | 27.874 | 28.272 | 26.296 | 18.623 | 295.0 |
| 9 | 1'40.049 * | 27.617 | 27.825 | 26.243* | 18.364 | 295.0 |
| 10 | 2'00.621 * | 32.746* | 40.649 | 28.684 | 18.542 | 296.2 |
| 11 | 1'39.240 | 27.475 | 27.611 | 25.950 | 18.204 | 295.0 |
| 12 | 1'51.170 P | 30.169* | 28.709 | 27.649 | 24.643 | 295.0 |

| Run # | 1 | Front Tyre | Wet-Soft | Rear Tyre | Wet-Soft | |
|-------|-----------------|------------|----------|-----------|----------|-------|
| | | New Tyre | | New Tyre | | |
| 1 | 2'26.958 | 22.476 | 31.739 | 28.998 | 20.006 | |
| 2 | 1'45.972 | 29.897 | 29.562 | 27.508 | 19.005 | 276.9 |
| 3 | 1'43.652 | 28.730 | 28.907 | 27.109 | 18.906 | 280.1 |
| 4 | 1'43.476 | 28.754 | 29.054 | 26.746 | 18.922 | 273.7 |
| 5 | 1'41.701 | 28.276 | 28.254 | 26.661 | 18.510 | 281.2 |
| 6 | 1'54.874 | 27.978 | 32.866 | 35.248 | 18.782 | 290.3 |
| 7 | 1'40.563 | 27.697 | 27.969 | 26.502 | 18.395 | 288.0 |
| 8 | 1'58.364 | 35.056 | 30.406 | 33.155 | 19.747 | 295.0 |
| 9 | 1'40.157 * | 27.652 | 27.974 | 26.283* | 18.248 | 281.2 |
| 10 | 1'53.659 P | 30.349* | 30.681 | 27.273 | 25.356 | 291.4 |

| Run # | 2 | Front Tyre | Slick-Soft | Rear Tyre | Slick-Medium | |
|-------|-----------------|---------------|---------------|---------------|---------------|--------------|
| | | New Tyre | | New Tyre | | |
| 13 | 13'19.558 | 23.454 | 33.421 | 32.485 | 19.347 | |
| 14 | 1'39.824 * | 27.781 | 27.733* | 26.455 | 17.855 | 295.0 |
| 15 | 1'41.302 * | 27.824* | 27.255 | 25.069 | 21.154 | 303.7 |
| 16 | 1'34.732 | 26.608 | 26.556 | 24.453 | 17.115 | 301.2 |
| 17 | 1'33.727 | 26.330 | 26.191 | 24.378 | 16.828 | 306.3 |
| 18 | 1'33.145 | 26.055 | 25.968 | 24.311 | 16.811 | 306.3 |
| 19 | 1'32.351 | 25.565 | 25.959 | 24.153 | 16.674 | 306.3 |
| 20 | 1'31.941 | 25.483 | 25.662 | 24.116 | 16.680 | 306.3 |

| Run # | 2 | Front Tyre | Slick-Soft | Rear Tyre | Slick-Medium | |
|-------|-----------------|---------------|---------------|---------------|---------------|--------------|
| | | New Tyre | | New Tyre | | |
| 11 | 12'36.645 | 21.096 | 29.407 | 27.629 | 18.877 | |
| 12 | 1'39.579 | 27.596 | 27.673 | 26.219 | 18.091 | 297.5 |
| 13 | 1'37.505 * | 27.004 | 27.168 | 25.569* | 17.764 | 300.0 |
| 14 | 1'37.014 | 26.529 | 26.889 | 25.197 | 18.399 | 300.0 |
| 15 | 1'35.233 * | 26.078 | 27.079 | 24.888* | 17.188 | 300.0 |
| 16 | 1'34.166 * | 25.857 | 26.515 | 24.699* | 17.095 | 301.2 |
| 17 | 1'33.127 | 25.634 | 26.051 | 24.446 | 16.996 | 302.5 |
| 18 | 1'33.593 | 25.567 | 25.896 | 24.639 | 17.491 | 301.2 |
| 19 | 1'32.531 | 25.458 | 25.760 | 24.388 | 16.925 | 301.2 |
| 20 | 1'32.007 | 25.359 | 25.534 | 24.354 | 16.760 | 302.5 |

9th **23** **Enea BASTIANINI** DUCATI ITA
Gresini Racing MotoGP

11th **12** **Maverick VIÑALES** APRILIA SPA
Aprilia Racing

Runs=2 Total laps=18 Full laps=12

Runs=1 Total laps=17 Full laps=11

| Run # | 1 | Front Tyre | Wet-Medium | Rear Tyre | Wet-Soft | |
|-------|-----------------|------------|------------|-----------|----------|-------|
| | | New Tyre | | New Tyre | | |
| 1 | 2'33.783 | 21.958 | 31.643 | 28.957 | 20.022 | |
| 2 | 1'45.458 | 29.956 | 28.888 | 27.351 | 19.263 | 276.9 |
| 3 | 1'43.396 | 28.583 | 28.613 | 26.856 | 19.344 | 296.2 |
| 4 | 1'43.555 | 28.810 | 28.687 | 26.873 | 19.185 | 279.0 |
| 5 | 1'42.856 | 28.556 | 28.607 | 26.821 | 18.872 | 290.3 |
| 6 | 1'43.002 | 28.498 | 28.495 | 26.876 | 19.133 | 286.8 |
| 7 | 1'41.757 | 28.087 | 28.575 | 26.422 | 18.673 | 286.8 |
| 8 | 1'40.995 | 27.950 | 28.132 | 26.394 | 18.519 | 290.3 |
| 9 | 2'00.366 P | 35.359 | 28.565 | 27.610 | 28.832 | 297.5 |

| Run # | 1 | Front Tyre | Wet-Medium | Rear Tyre | Wet-Soft | |
|-------|-----------------|------------|------------|-----------|----------|-------|
| | | New Tyre | | New Tyre | | |
| 1 | 2'45.246 | 21.549 | 31.183 | 27.908 | 19.203 | |
| 2 | 1'43.536 | 29.082 | 28.645 | 26.771 | 19.038 | 297.5 |
| 3 | 1'42.053 | 28.186 | 27.789 | 26.942 | 19.136 | 292.6 |
| 4 | 1'41.375 | 27.910 | 27.996 | 26.401 | 19.068 | 295.0 |
| 5 | 1'40.411 | 27.811 | 27.722 | 26.031 | 18.847 | 296.2 |
| 6 | 1'41.773 | 28.096 | 28.456 | 26.274 | 18.947 | 276.9 |
| 7 | 1'40.938 | 27.726 | 27.948 | 26.381 | 18.883 | 296.2 |
| 8 | 1'56.552 | 31.531 | 35.090 | 31.062 | 18.869 | 282.3 |
| 9 | 1'38.371 | 26.830 | 27.147 | 26.084 | 18.310 | 300.0 |
| 10 | 1'56.615 P | 28.620 | 32.914 | 28.397 | 26.684 | 295.0 |

| Run # | 2 | Front Tyre | Wet-Medium | Rear Tyre | Wet-Soft | |
|-------|-----------------|-----------------|------------|-----------------|----------|-------|
| | | 9 Laps at start | | 9 Laps at start | | |
| 10 | 15'56.012 | 20.607 | 28.691 | 26.372 | 18.395 | |
| 11 | 1'38.686 | 27.112 | 27.537 | 26.101 | 17.936 | 298.7 |
| 12 | 1'46.749 P | 28.069 | 27.623 | 26.620 | 24.437 | 301.2 |

| Run # | 2 | Front Tyre | Slick-Soft | Rear Tyre | Slick-Medium | |
|-------|-----------------|------------|------------|-----------|--------------|-------|
| | | New Tyre | | New Tyre | | |
| 11 | 16'57.198 | 20.985 | 28.812 | 26.595 | 18.563 | |
| 12 | 1'39.284 * | 27.169 | 28.498* | 25.632 | 17.985 | 305.0 |
| 13 | 1'35.019 | 26.069 | 26.476 | 24.990 | 17.484 | 305.0 |
| 14 | 1'37.326 * | 28.336* | 26.642 | 24.941 | 17.407 | 303.7 |

Fastest Lap: Jack MILLER Ducati Lenovo Team AUS **1'30.756** 24.834 25.254 24.000 16.668

These data/results cannot be reproduced, stored and/or transmitted in whole or in part by any manner of electronic, mechanical, photocopying, recording, broadcasting or otherwise now known or herein after developed without the previous express consent by the copyright owner, except for reproduction in daily press and regular printed publications on sale to the public within 60 days of the event related to those data/results and always provided that copyright symbol appears together as follows below.
© DORNA, 2022



Free Practice Nr. 1

MotoGP

| Lap | Lap Time | T1 | T2 | T3 | T4 | Speed | Lap | Lap Time | T1 | T2 | T3 | T4 | Speed |
|-----|------------|--------|--------|---------|--------|-------|-----|------------|---------|--------|--------|--------|-------|
| 15 | 1'32.783 * | 25.574 | 25.757 | 24.400* | 17.052 | 305.0 | 18 | 1'33.249 | 25.557 | 26.223 | 24.272 | 17.197 | 305.0 |
| 16 | 1'48.169 | 25.333 | 38.191 | 27.225 | 17.420 | 305.0 | 19 | 1'32.668 | 25.461 | 25.989 | 24.242 | 16.976 | 303.7 |
| 17 | 1'32.074 | 25.206 | 25.581 | 24.259 | 17.028 | 306.3 | 20 | 1'32.422 | 25.453 | 25.815 | 24.152 | 17.002 | 303.7 |
| | | | | | | | 21 | 1'37.453 * | 27.342* | 27.509 | 25.246 | 17.356 | 305.0 |

12th 72 Marco BEZZECCHI DUCATI ITA
Mooney VR46 Racing Team

Runs=1 Total laps=20 Full laps=17

| Run # | 1 | Front Tyre | Wet-Medium | Rear Tyre | Wet-Medium | Speed |
|-------|------------|------------|------------|-----------|------------|-------|
| | | | New Tyre | | New Tyre | |
| 1 | 2'48.469 | 22.013 | 33.010 | 28.903 | 19.851 | |
| 2 | 1'44.964 | 28.746 | 30.295 | 27.181 | 18.742 | 291.4 |
| 3 | 1'43.284 | 28.269 | 29.129 | 27.318 | 18.568 | 283.4 |
| 4 | 1'42.929 | 28.140 | 28.859 | 27.042 | 18.888 | 284.5 |
| 5 | 1'42.951 | 28.401 | 28.767 | 26.983 | 18.800 | 284.5 |
| 6 | 1'42.035 | 28.009 | 28.461 | 27.124 | 18.441 | 284.5 |
| 7 | 1'41.277 | 27.763 | 28.304 | 26.628 | 18.582 | 295.0 |
| 8 | 1'40.985 | 27.601 | 28.225 | 26.653 | 18.506 | 295.0 |
| 9 | 2'03.059 P | 34.842 | 31.916 | 31.356 | 24.945 | 296.2 |

| Run # | 2 | Front Tyre | Slick-Soft | Rear Tyre | Slick-Medium | Speed |
|-------|-----------|------------|------------|-----------|--------------|-------|
| | | | New Tyre | | New Tyre | |
| 10 | 12'42.740 | 24.568 | 33.306 | 29.009 | 20.090 | |
| 11 | 1'43.955 | 28.898 | 29.376 | 27.239 | 18.442 | 297.5 |
| 12 | 1'40.118 | 27.588 | 28.416 | 26.112 | 18.002 | 301.2 |
| 13 | 1'37.430 | 26.889 | 27.722 | 25.330 | 17.489 | 302.5 |
| 14 | 1'35.922 | 26.230 | 27.273 | 24.887 | 17.532 | 305.0 |
| 15 | 1'34.747 | 25.954 | 26.940 | 24.777 | 17.076 | 302.5 |
| 16 | 1'33.696 | 25.876 | 26.321 | 24.534 | 16.965 | 305.0 |
| 17 | 1'32.859 | 25.549 | 26.018 | 24.464 | 16.828 | 306.3 |
| 18 | 1'32.743 | 25.478 | 25.880 | 24.389 | 16.996 | 306.3 |
| 19 | 1'41.793 | 25.664 | 30.602 | 28.485 | 17.042 | 305.0 |
| 20 | 1'32.321 | 25.474 | 25.778 | 24.175 | 16.894 | 306.3 |

13th 88 Miguel OLIVEIRA KTM POR
Red Bull KTM Factory Racing

Runs=1 Total laps=21 Full laps=13

| Run # | 1 | Front Tyre | Wet-Medium | Rear Tyre | Wet-Soft | Speed |
|-------|------------|------------|------------|-----------|----------|-------|
| | | | New Tyre | | New Tyre | |
| 1 | 2'22.891 | 22.678 | 32.294 | 28.856 | 20.052 | |
| 2 | 1'44.813 | 28.569 | 29.201 | 27.434 | 19.609 | 284.5 |
| 3 | 1'41.279 * | 28.021 | 28.102 | 26.485* | 18.671 | 297.5 |
| 4 | 1'40.569 | 27.595 | 28.293 | 26.211 | 18.470 | 295.0 |
| 5 | 1'39.109 | 27.321 | 27.753 | 25.859 | 18.176 | 296.2 |
| 6 | 1'52.076 | 35.910 | 29.732 | 27.602 | 18.832 | 296.2 |
| 7 | 1'38.843 | 26.894 | 27.652 | 26.021 | 18.276 | 297.5 |
| 8 | 1'47.402 | 31.398 | 29.874 | 27.207 | 18.923 | 296.2 |
| 9 | 1'38.035 | 26.756 | 27.444 | 25.687 | 18.148 | 298.7 |
| 10 | 2'00.638 P | 33.377 | 32.677 | 28.512 | 26.072 | 293.8 |

| Run # | 2 | Front Tyre | Slick-Soft | Rear Tyre | Slick-Medium | Speed |
|-------|------------|------------|------------|-----------|--------------|-------|
| | | | New Tyre | | New Tyre | |
| 11 | 12'01.029 | 23.975 | 30.525 | 27.403 | 19.248 | |
| 12 | 1'38.799 | 27.341 | 27.827 | 25.771 | 17.860 | 290.3 |
| 13 | 1'39.893 * | 27.315* | 28.433 | 25.603 | 18.542 | 303.7 |
| 14 | 1'36.541 * | 26.223 | 27.365 | 25.152* | 17.801 | 303.7 |
| 15 | 1'34.787 | 26.055 | 26.434 | 24.828 | 17.470 | 303.7 |
| 16 | 1'38.242 | 28.398 | 27.146 | 25.080 | 17.618 | 305.0 |
| 17 | 1'36.292 * | 27.221* | 27.002 | 24.732 | 17.337 | 305.0 |

14th 73 Alex MARQUEZ HONDA SPA
LCR Honda CASTROL

Runs=1 Total laps=19 Full laps=15

| Run # | 1 | Front Tyre | Wet-Medium | Rear Tyre | Wet-Soft | Speed |
|-------|------------|------------|------------|-----------|----------|-------|
| | | | New Tyre | | New Tyre | |
| 1 | 2'14.501 | 22.473 | 31.972 | 29.546 | 20.505 | |
| 2 | 1'44.820 | 28.730 | 28.878 | 27.732 | 19.480 | 286.8 |
| 3 | 1'42.301 | 28.312 | 28.432 | 26.428 | 19.129 | 290.3 |
| 4 | 1'42.357 | 28.021 | 28.429 | 26.573 | 19.334 | 291.4 |
| 5 | 1'51.395 | 28.099 | 35.214 | 28.496 | 19.586 | 291.4 |
| 6 | 1'46.591 | 27.902 | 28.756 | 30.519 | 19.414 | 296.2 |
| 7 | 1'40.276 | 27.405 | 27.868 | 26.227 | 18.776 | 293.8 |
| 8 | 1'40.014 * | 27.374 | 27.721 | 26.189* | 18.730 | 297.5 |
| 9 | 1'49.694 | 30.228 | 30.339 | 30.222 | 18.905 | 293.8 |
| 10 | 1'39.153 | 27.240 | 27.599 | 25.959 | 18.355 | 300.0 |
| 11 | 1'50.905 P | 30.497 | 28.717 | 27.113 | 24.578 | 289.1 |

| Run # | 2 | Front Tyre | Slick-Soft | Rear Tyre | Slick-Medium | Speed |
|-------|-----------|------------|------------|-----------|--------------|-------|
| | | | New Tyre | | New Tyre | |
| 12 | 15'00.594 | 23.263 | 29.266 | 26.995 | 19.100 | |
| 13 | 1'38.593 | 27.071 | 27.389 | 26.120 | 18.013 | 297.5 |
| 14 | 1'35.106 | 26.273 | 26.218 | 25.103 | 17.512 | 302.5 |
| 15 | 1'33.406 | 25.813 | 25.848 | 24.597 | 17.148 | 303.7 |
| 16 | 1'32.821 | 25.602 | 25.755 | 24.334 | 17.130 | 305.0 |
| 17 | 1'32.523 | 25.446 | 25.653 | 24.371 | 17.053 | 303.7 |
| 18 | 1'33.952 | 25.711 | 25.695 | 25.050 | 17.496 | 305.0 |
| 19 | 1'32.437 | 25.358 | 25.756 | 24.267 | 17.056 | 306.3 |

15th 21 Franco MORBIDELLI YAMAHA ITA
Monster Energy Yamaha MotoGP

Runs=1 Total laps=16 Full laps=10

| Run # | 1 | Front Tyre | Wet-Medium | Rear Tyre | Wet-Soft | Speed |
|-------|------------|------------|------------|-----------|----------|-------|
| | | | New Tyre | | New Tyre | |
| 1 | 2'14.727 | 24.079 | 31.925 | 29.020 | 20.186 | |
| 2 | 1'53.649 * | 36.635* | 30.388 | 27.346 | 19.280 | 283.4 |
| 3 | 1'45.066 | 29.100 | 29.137 | 27.671 | 19.158 | 282.3 |
| 4 | 1'42.963 | 28.573 | 28.577 | 26.919 | 18.894 | 285.7 |
| 5 | 1'55.598 * | 33.067* | 36.270 | 27.387 | 18.874 | 296.2 |
| 6 | 1'41.732 | 28.225 | 28.442 | 26.547 | 18.518 | 290.3 |
| 7 | 1'41.742 | 27.923 | 28.221 | 26.810 | 18.788 | 295.0 |
| 8 | 2'03.273 | 28.301 | 36.307 | 36.892 | 21.773 | 285.7 |
| 9 | 1'40.797 | 27.800 | 27.885 | 26.661 | 18.451 | 296.2 |
| 10 | 1'59.539 P | 36.287 | 29.310 | 28.337 | 25.605 | 296.2 |

| Run # | 2 | Front Tyre | Slick-Soft | Rear Tyre | Slick-Medium | Speed |
|-------|-------------|------------|------------|-----------|--------------|-------|
| | | | New Tyre | | New Tyre | |
| 11 | 18'29.949 * | 22.089 | 29.686* | 26.985 | 18.418 | |
| 12 | 1'37.188 | 26.905 | 27.010 | 25.804 | 17.469 | 303.7 |
| 13 | 1'35.055 | 26.336 | 26.454 | 24.818 | 17.447 | 305.0 |
| 14 | 1'38.052 | 29.773 | 26.428 | 24.801 | 17.050 | 303.7 |
| 15 | 1'35.099 * | 25.946 | 25.831 | 24.514 | 18.808* | 306.3 |
| 16 | 1'32.488 | 25.657 | 25.668 | 24.256 | 16.907 | 305.0 |

Fastest Lap: Jack MILLER Ducati Lenovo Team AUS **1'30.756** 24.834 25.254 24.000 16.668

These data/results cannot be reproduced, stored and/or transmitted in whole or in part by any manner of electronic, mechanical, photocopying, recording, broadcasting or otherwise now known or herein after developed without the previous express consent by the copyright owner, except for reproduction in daily press and regular printed publications on sale to the public within 60 days of the event related to those data/results and always provided that copyright symbol appears together as follows below.
© DORNA, 2022



Free Practice Nr. 1

MotoGP

| Lap | Lap Time | T1 | T2 | T3 | T4 | Speed | Lap | Lap Time | T1 | T2 | T3 | T4 | Speed | |
|-----------------------------------|-----------------|---|------------|---------------|-----------------|-------|-----------------------------------|-----------------|------------------|---|-----------|------------------|--------|-------|
| 16th | 63 | Francesco BAGNAIA DUCATI ITA Ducati Lenovo Team | | | | | | 18th | 6 | Stefan BRADL HONDA GER Repsol Honda Team | | | | |
| Runs=2 Total laps=19 Full laps=11 | | | | | | | Runs=1 Total laps=19 Full laps=13 | | | | | | | |
| Run # | 1 | Front Tyre | Wet-Medium | Rear Tyre | Wet-Soft | | Run # | 1 | Front Tyre | Wet-Medium | Rear Tyre | Wet-Soft | | |
| | | New Tyre | | New Tyre | | | | | New Tyre | | New Tyre | | | |
| 1 | 2'20.582 | 21.123 | 33.353 | 29.723 | 19.628 | | 1 | 2'26.589 | 22.250 | 31.902 | 29.139 | 19.826 | | |
| 2 | 1'47.328 | 29.243 | 29.929 | 28.118 | 20.038 | 284.5 | 2 | 1'46.752 | 30.384 | 29.853 | 27.559 | 18.956 | 284.5 | |
| 3 | 1'45.190 | 28.580 | 29.732 | 27.806 | 19.072 | 291.4 | 3 | 1'43.668 | 28.481 | 29.244 | 27.073 | 18.870 | 271.6 | |
| 4 | 1'54.920 | 39.278 | 29.301 | 27.522 | 18.819 | 297.5 | 4 | 1'42.801 | 28.394 | 28.697 | 26.819 | 18.891 | 276.9 | |
| 5 | 1'42.233 | 27.928 | 29.153 | 26.686 | 18.466 | 297.5 | 5 | 1'44.646 | 29.130 | 29.684 | 26.972 | 18.860 | 273.7 | |
| 6 | 1'41.713 | 27.739 | 28.673 | 26.659 | 18.642 | 295.0 | 6 | 1'48.016 | 33.835 | 28.734 | 26.678 | 18.769 | 296.2 | |
| 7 | 1'40.410 | 27.380 | 28.266 | 26.413 | 18.351 | 297.5 | 7 | 1'41.520 | 27.848 | 28.590 | 26.355 | 18.727 | 288.0 | |
| 8 | 1'40.289 | 27.622 | 28.110 | 26.336 | 18.221 | 297.5 | 8 | 1'59.950 * | 30.304* | 39.709 | 30.240 | 19.697 | 279.0 | |
| 9 | 2'01.244 P | 39.316* | 29.620 | 26.879 | 25.429 | 298.7 | 9 | 1'47.035 | 32.889 | 28.480 | 26.942 | 18.724 | 297.5 | |
| Run # | 2 | Front Tyre | Wet-Medium | Rear Tyre | Wet-Soft | | 10 | 1'39.716 | 27.418 | 27.756 | 26.145 | 18.397 | 297.5 | |
| | | 9 Laps at start | | | 9 Laps at start | | | 11 | 1'52.487 P | 29.759* | 29.186 | 28.168 | 25.374 | 292.6 |
| 10 | 8'54.412 | 20.741 | 28.870 | 26.592 | 18.327 | | Run # | 2 | Front Tyre | Slick-Soft | Rear Tyre | Slick-Medium | | |
| 11 | 1'38.740 | 26.943 | 27.727 | 26.041 | 18.029 | 300.0 | | | New Tyre | | New Tyre | | | |
| 12 | 1'54.029 P | 34.176 | 28.513 | 26.643 | 24.697 | 298.7 | 12 | 13'48.669 | 23.472 | 31.060 | 27.269 | 19.142 | | |
| Run # | 3 | Front Tyre | Slick-Soft | Rear Tyre | Slick-Medium | | 13 | 1'37.545 | 27.249 | 27.165 | 25.381 | 17.750 | 298.7 | |
| | | New Tyre | | New Tyre | | | 14 | 1'35.521 * | 26.229 | 26.913* | 25.032 | 17.347 | 302.5 | |
| 13 | 7'22.823 | 22.088 | 29.855 | 27.389 | 18.931 | | 15 | 1'34.243 | 25.832 | 26.320 | 24.692 | 17.399 | 302.5 | |
| 14 | 1'40.021 * | 28.537* | 27.743 | 25.878 | 17.863 | 305.0 | 16 | 1'39.184 | 31.001 | 26.471 | 24.543 | 17.169 | 302.5 | |
| 15 | 1'35.986 | 26.443 | 27.104 | 24.954 | 17.485 | 307.6 | 17 | 1'33.017 | 25.742 | 25.920 | 24.328 | 17.027 | 301.2 | |
| 16 | 1'34.130 * | 25.911 | 26.350 | 24.751* | 17.118 | 307.6 | 18 | 1'36.426 * | 27.348* | 26.869 | 24.726 | 17.483 | 303.7 | |
| 17 | 1'34.163 | 25.789 | 26.295 | 24.654 | 17.425 | 310.3 | 19 | 1'32.748 | 25.770 | 25.821 | 24.160 | 16.997 | 303.7 | |
| 18 | 1'32.513 | 25.368 | 25.884 | 24.363 | 16.898 | 307.6 | | | | | | | | |
| 19 | 1'32.487 * | 25.330 | 25.805 | 24.473* | 16.879 | 306.3 | | | | | | | | |
| 17th | 41 | Aleix ESPARGARO APRILIA SPA Aprilia Racing | | | | | | 19th | 49 | Fabio DI GIANNANTONI DUCATI ITA Gresini Racing MotoGP | | | | |
| Runs=2 Total laps=16 Full laps=10 | | | | | | | Runs=2 Total laps=20 Full laps=15 | | | | | | | |
| Run # | 1 | Front Tyre | Wet-Medium | Rear Tyre | Wet-Soft | | Run # | 1 | Front Tyre | Wet-Medium | Rear Tyre | Wet-Soft | | |
| | | New Tyre | | New Tyre | | | | | New Tyre | | New Tyre | | | |
| 1 | 2'45.517 | 21.803 | 30.938 | 28.898 | 19.524 | | 1 | 2'30.018 | 23.690 | 31.685 | 28.816 | 19.573 | | |
| 2 | 1'47.150 | 30.341 | 30.012 | 27.658 | 19.139 | 273.7 | 2 | 1'46.032 | 29.735 | 29.498 | 27.562 | 19.237 | 289.1 | |
| 3 | 1'51.114 P | 29.405* | 29.608 | 27.430 | 24.671 | 284.5 | 3 | 1'44.723 | 28.877 | 29.449 | 27.328 | 19.069 | 280.1 | |
| Run # | 2 | Front Tyre | Wet-Medium | Rear Tyre | Wet-Soft | | 4 | 1'43.861 | 28.541 | 28.992 | 27.297 | 19.031 | 292.6 | |
| | | 3 Laps at start | | | 3 Laps at start | | | 5 | 1'42.879 | 28.247 | 28.688 | 26.999 | 18.945 | 292.6 |
| 4 | 7'07.980 | 19.869 | 29.241 | 27.090 | 18.805 | | 6 | 1'42.293 | 28.046 | 28.629 | 26.869 | 18.749 | 291.4 | |
| 5 | 1'43.134 | 28.765 | 28.604 | 27.099 | 18.666 | 291.4 | 7 | 1'41.402 | 27.853 | 28.214 | 26.756 | 18.579 | 292.6 | |
| 6 | 1'41.353 | 28.398 | 27.967 | 26.556 | 18.432 | 285.7 | 8 | 1'40.863 | 27.442 | 28.194 | 26.666 | 18.561 | 293.8 | |
| 7 | 1'44.885 | 30.197 | 28.120 | 26.788 | 19.780 | 293.8 | 9 | 1'40.400 | 27.420 | 28.164 | 26.507 | 18.309 | 292.6 | |
| 8 | 1'46.448 | 29.411 | 30.138 | 28.164 | 18.735 | 297.5 | 10 | 1'41.086 | 27.354 | 28.469 | 26.829 | 18.434 | 293.8 | |
| 9 | 1'39.429 | 27.560 | 27.600 | 26.260 | 18.009 | 296.2 | 11 | 1'39.682 | 27.209 | 27.667 | 26.509 | 18.297 | 293.8 | |
| 10 | 1'52.015 P | 29.186 | 29.629 | 28.142 | 25.058 | 296.2 | 12 | 1'58.252 P | 32.480 | 30.403 | 28.965 | 26.404 | 292.6 | |
| Run # | 3 | Front Tyre | Slick-Soft | Rear Tyre | missing data | | Run # | 2 | Front Tyre | Wet-Medium | Rear Tyre | Wet-Soft | | |
| | | New Tyre | | Laps at start | | | | | 12 Laps at start | | | 12 Laps at start | | |
| 11 | 14'20.670 | 21.103 | 28.778 | 26.292 | 17.974 | | 13 | 9'22.822 P | 21.333 | 30.537 | 27.982 | 25.808 | | |
| 12 | 1'39.389 | 28.133 | 28.472 | 25.334 | 17.450 | 301.2 | Run # | 3 | Front Tyre | Slick-Soft | Rear Tyre | Slick-Medium | | |
| 13 | 1'34.820 | 26.588 | 26.493 | 24.711 | 17.028 | 301.2 | | | New Tyre | | New Tyre | | | |
| 14 | 1'37.540 | 28.035 | 27.641 | 24.663 | 17.201 | 303.7 | 14 | 5'28.234 | 23.138 | 29.739 | 27.000 | 18.954 | | |
| 15 | 1'32.557 | 25.848 | 25.789 | 24.231 | 16.689 | 306.3 | 15 | 1'40.032 | 28.307 | 27.814 | 25.846 | 18.065 | 296.2 | |
| 16 | 1'31.787 * | 25.528 | 25.534 | 23.980* | 16.745 | 306.3 | 16 | 1'36.341 | 26.820 | 27.067 | 25.058 | 17.396 | 301.2 | |
| | | | | | | | 17 | 1'34.841 | 26.308 | 26.533 | 24.846 | 17.154 | 300.0 | |
| | | | | | | | 18 | 1'33.529 | 25.908 | 26.132 | 24.444 | 17.045 | 301.2 | |
| | | | | | | | 19 | 1'34.337 * | 25.897 | 26.018 | 24.367 | 18.055* | 301.2 | |

Fastest Lap: Jack MILLER Ducati Lenovo Team AUS **1'30.756** 24.834 25.254 24.000 16.668

These data/results cannot be reproduced, stored and/or transmitted in whole or in part by any manner of electronic, mechanical, photocopying, recording, broadcasting or otherwise now known or herein after developed without the previous express consent by the copyright owner, except for reproduction in daily press and regular printed publications on sale to the public within 60 days of the event related to those data/results and always provided that copyright symbol appears together as follows below.
© DORNA, 2022

Official MotoGP Timing by TISSOT
www.motogp.com

Spielberg, Friday, August 19, 2022

Page 5 of 7



Free Practice Nr. 1

MotoGP

| Lap | Lap Time | T1 | T2 | T3 | T4 | Speed | Lap | Lap Time | T1 | T2 | T3 | T4 | Speed |
|-----|----------|--------|--------|--------|--------|-------|-----|----------|--------|--------|--------|--------|-------|
| 20 | 1'32.775 | 25.720 | 25.909 | 24.216 | 16.930 | 302.5 | 15 | 1'33.402 | 26.010 | 26.106 | 24.295 | 16.991 | 302.5 |
| 16 | 1'32.963 | 25.735 | 26.036 | 24.200 | 16.992 | 302.5 | 16 | 1'32.963 | 25.735 | 26.036 | 24.200 | 16.992 | 302.5 |

| Run # | 1 | Front Tyre | Wet-Medium | Rear Tyre | Wet-Soft | Run # | 1 | Front Tyre | Wet-Medium | Rear Tyre | Wet-Soft | |
|-------|------------|------------|------------|-----------|----------|-------|------------|------------|------------|-----------|----------|--------|
| | | New Tyre | | New Tyre | | | | New Tyre | | New Tyre | | |
| 1 | 2'27.315 | 22.403 | 31.727 | 28.385 | 19.903 | 1 | 2'20.659 | 20.851 | 33.321 | 29.678 | 19.515 | |
| 2 | 1'44.631 | 29.162 | 28.972 | 27.346 | 19.151 | 2 | 1'47.327 | 29.370 | 29.879 | 28.177 | 19.901 | |
| 3 | 1'42.499 | 28.463 | 28.795 | 26.427 | 18.814 | 3 | 1'45.270 | 28.899 | 29.453 | 27.851 | 19.067 | |
| 4 | 1'55.503 | 29.691 | 33.069 | 33.230 | 19.513 | 4 | 1'41.821 | 27.902 | 28.305 | 26.890 | 18.724 | |
| 5 | 1'41.935 | 28.245 | 28.571 | 26.448 | 18.671 | 5 | 1'41.539 | 27.793 | 28.190 | 26.946 | 18.610 | |
| 6 | 1'55.468 * | 29.705* | 36.417 | 30.286 | 19.060 | 6 | 1'59.263 * | 42.162* | 31.556 | 26.910 | 18.635 | |
| 7 | 1'41.762 | 27.817 | 28.228 | 27.073 | 18.644 | 7 | 1'40.038 | 27.428 | 27.841 | 26.417 | 18.352 | |
| 8 | 1'46.007 | 28.063 | 28.512 | 29.042 | 20.390 | 8 | 1'51.052 P | 28.455 | 29.286 | 27.649 | 25.662 | |
| 9 | 1'53.119 P | 27.895 | 29.528 | 31.624 | 24.072 | 296.2 | 9 | 16'10.692 | 22.813 | 32.438 | 28.814 | 19.441 |

| Run # | 2 | Front Tyre | Wet-Medium | Rear Tyre | Wet-Soft | Run # | 2 | Front Tyre | Slick-Soft | Rear Tyre | Slick-Medium |
|-------|------------|-----------------|------------|-----------------|----------|-------|------------|------------|------------|-----------|--------------|
| | | 9 Laps at start | | 9 Laps at start | | | | New Tyre | | New Tyre | |
| 10 | 8'35.493 | 20.828 | 32.683 | 32.171 | 20.279 | 9 | 16'10.692 | 22.813 | 32.438 | 28.814 | 19.441 |
| 11 | 1'40.591 | 27.654 | 28.190 | 26.374 | 18.373 | 10 | 1'42.817 | 28.412 | 28.929 | 26.941 | 18.535 |
| 12 | 2'03.545 | 27.599 | 32.803 | 43.394 | 19.749 | 11 | 1'38.185 | 26.869 | 27.519 | 25.954 | 17.843 |
| 13 | 1'55.276 | 27.891 | 36.519 | 31.820 | 19.046 | 12 | 1'37.220 | 26.303 | 26.786 | 26.404 | 17.727 |
| 14 | 1'38.359 | 26.763 | 27.606 | 25.873 | 18.117 | 13 | 1'36.529 * | 26.859 | 27.204 | 24.945* | 17.521 |
| 15 | 1'49.252 P | 29.294 | 30.484 | 26.280 | 23.194 | 14 | 1'35.334 | 26.386 | 26.647 | 25.066 | 17.235 |
| 16 | 2'57.612 | 21.705 | 29.177 | 26.220 | 18.180 | 15 | 1'34.160 | 26.032 | 26.226 | 24.889 | 17.013 |
| 17 | 1'40.604 * | 29.183* | 29.046 | 25.047 | 17.328 | 16 | 1'33.359 | 25.718 | 25.877 | 24.640 | 17.124 |
| 18 | 1'35.466 | 26.155 | 26.576 | 24.933 | 17.802 | 17 | 1'32.998 | 25.631 | 25.754 | 24.547 | 17.066 |
| 19 | 1'32.905 | 25.699 | 26.063 | 24.192 | 16.951 | 18 | 1'49.263 * | 32.313 | 28.911 | 26.410 | 21.629* |
| 20 | 1'33.340 | 25.653 | 25.858 | 24.437 | 17.392 | 307.6 | | | | | |
| 21 | 1'31.936 * | 25.370 | 25.645 | 24.096* | 16.825 | 309.0 | | | | | |

| Run # | 3 | Front Tyre | Slick-Soft | Rear Tyre | Slick-Medium | Run # | 3 | Front Tyre | Slick-Soft | Rear Tyre | Slick-Medium |
|-------|------------|------------|------------|-----------|--------------|-------|------------|------------|------------|-----------|--------------|
| | | New Tyre | | New Tyre | | | | New Tyre | | New Tyre | |
| 16 | 2'57.612 | 21.705 | 29.177 | 26.220 | 18.180 | 16 | 1'33.359 | 25.718 | 25.877 | 24.640 | 17.124 |
| 17 | 1'40.604 * | 29.183* | 29.046 | 25.047 | 17.328 | 17 | 1'32.998 | 25.631 | 25.754 | 24.547 | 17.066 |
| 18 | 1'35.466 | 26.155 | 26.576 | 24.933 | 17.802 | 18 | 1'49.263 * | 32.313 | 28.911 | 26.410 | 21.629* |
| 19 | 1'32.905 | 25.699 | 26.063 | 24.192 | 16.951 | | | | | | |
| 20 | 1'33.340 | 25.653 | 25.858 | 24.437 | 17.392 | | | | | | |
| 21 | 1'31.936 * | 25.370 | 25.645 | 24.096* | 16.825 | | | | | | |

| Run # | 1 | Front Tyre | Wet-Medium | Rear Tyre | Wet-Soft | Run # | 1 | Front Tyre | Wet-Medium | Rear Tyre | Wet-Soft |
|-------|------------|------------|------------|-----------|----------|-------|------------|------------|------------|-----------|----------|
| | | New Tyre | | New Tyre | | | | New Tyre | | New Tyre | |
| 1 | 2'45.730 | 22.094 | 33.679 | 30.534 | 19.859 | 1 | 2'24.903 | 22.354 | 32.715 | 29.243 | 19.865 |
| 2 | 1'47.233 | 30.235 | 30.296 | 27.410 | 19.292 | 2 | 1'47.297 | 29.247 | 30.556 | 28.068 | 19.426 |
| 3 | 1'42.840 | 28.492 | 28.632 | 26.781 | 18.935 | 3 | 1'44.114 | 28.418 | 29.399 | 27.208 | 19.089 |
| 4 | 1'44.351 | 28.431 | 28.684 | 28.462 | 18.774 | 4 | 1'43.385 | 28.572 | 29.017 | 26.960 | 18.836 |
| 5 | 1'42.690 | 28.403 | 28.579 | 26.850 | 18.858 | 5 | 1'43.179 | 28.133 | 29.107 | 26.856 | 19.083 |
| 6 | 2'02.750 | 34.060 | 35.019 | 34.082 | 19.589 | 6 | 1'42.492 | 28.110 | 28.847 | 26.705 | 18.830 |
| 7 | 1'41.307 | 27.918 | 28.047 | 26.735 | 18.607 | 7 | 1'41.959 | 28.062 | 28.473 | 26.502 | 18.922 |
| 8 | 1'40.089 | 27.587 | 27.755 | 26.423 | 18.324 | 8 | 1'41.417 | 27.884 | 28.367 | 26.452 | 18.714 |
| 9 | 1'50.585 | 28.963 | 31.458 | 30.429 | 19.735 | 9 | 1'48.796 | 28.160 | 30.099 | 29.991 | 20.546 |
| 10 | 1'40.435 | 27.644 | 28.028 | 26.435 | 18.328 | 10 | 1'41.373 * | 27.929 | 28.344 | 26.372* | 18.728 |
| 11 | 1'52.114 P | 29.057* | 29.967 | 28.502 | 24.588 | 11 | 1'40.189 | 27.403 | 27.967 | 26.299 | 18.520 |

| Run # | 2 | Front Tyre | Slick-Medium | Rear Tyre | Slick-Medium | Run # | 2 | Front Tyre | Slick-Soft | Rear Tyre | Slick-Medium |
|-------|------------|------------|--------------|-----------|--------------|-------|------------|------------|------------|-----------|--------------|
| | | New Tyre | | New Tyre | | | | New Tyre | | New Tyre | |
| 12 | 14'40.323 | 22.661 | 30.384 | 30.776 | 20.581 | 13 | 13'47.912 | 26.035 | 34.802 | 30.482 | 19.655 |
| 13 | 1'45.800 P | 28.722 | 27.529* | 25.509 | 24.040 | 14 | 1'42.207 * | 28.255 | 29.099* | 26.340 | 18.513 |
| 14 | 5'52.691 | 23.694 | 27.875 | 26.152 | 21.549 | 15 | 1'39.182 | 27.195 | 28.175 | 25.690 | 18.122 |

| Run # | 3 | Front Tyre | Slick-Medium | Rear Tyre | Slick-Medium | Run # | 3 | Front Tyre | Slick-Soft | Rear Tyre | Slick-Medium |
|-------|------------|-----------------|--------------|-----------------|--------------|-------|------------|------------|------------|-----------|--------------|
| | | 2 Laps at start | | 2 Laps at start | | | | New Tyre | | New Tyre | |
| 12 | 14'40.323 | 22.661 | 30.384 | 30.776 | 20.581 | 14 | 1'42.207 * | 28.255 | 29.099* | 26.340 | 18.513 |
| 13 | 1'45.800 P | 28.722 | 27.529* | 25.509 | 24.040 | 15 | 1'39.182 | 27.195 | 28.175 | 25.690 | 18.122 |
| 14 | 5'52.691 | 23.694 | 27.875 | 26.152 | 21.549 | 16 | 1'36.996 | 26.951 | 27.067 | 25.118 | 17.860 |
| 17 | 1'36.362 | 26.641 | 26.934 | 25.288 | 17.499 | 17 | 1'36.362 | 26.641 | 26.934 | 25.288 | 17.499 |
| 18 | 1'37.201 | 26.345 | 26.644 | 24.911 | 19.301 | 18 | 1'37.201 | 26.345 | 26.644 | 24.911 | 19.301 |
| 19 | 1'33.796 | 25.801 | 26.217 | 24.533 | 17.245 | 19 | 1'33.796 | 25.801 | 26.217 | 24.533 | 17.245 |

Fastest Lap: Jack MILLER Ducati Lenovo Team AUS 1'30.756 24.834 25.254 24.000 16.668

These data/results cannot be reproduced, stored and/or transmitted in whole or in part by any manner of electronic, mechanical, photocopying, recording, broadcasting or otherwise now known or herein after developed without the previous express consent by the copyright owner, except for reproduction in daily press and regular printed publications on sale to the public within 60 days of the event related to those data/results and always provided that copyright symbol appears together as follows below.
© DORNA, 2022

Official MotoGP Timing by TISSOT
www.motogp.com

Spielberg, Friday, August 19, 2022



Free Practice Nr. 1

MotoGP

| Lap | Lap Time | T1 | T2 | T3 | T4 | Speed | Lap | Lap Time | T1 | T2 | T3 | T4 | Speed |
|-----|----------|----|----|----|----|-------|-----|----------|----|----|----|----|-------|
|-----|----------|----|----|----|----|-------|-----|----------|----|----|----|----|-------|

24th 40 **Darryn BINDER** YAMAHA RSA
WithU Yamaha RNF MotoGP Team

Runs=1 Total laps=17 Full laps=13

| Run # | 1 | Front Tyre | Wet-Soft | Rear Tyre | Wet-Soft | |
|-------|-----------------|------------|------------|-----------|--------------|-------|
| | | New Tyre | | New Tyre | | |
| 1 | 2'23.808 | 23.074 | 32.093 | 29.118 | 20.133 | |
| 2 | 1'44.874 | 29.400 | 29.264 | 27.257 | 18.953 | 276.9 |
| 3 | 1'44.477 | 29.288 | 29.361 | 27.052 | 18.776 | 272.7 |
| 4 | 1'44.485 | 29.685 | 28.758 | 27.190 | 18.852 | 289.1 |
| 5 | 1'43.080 | 28.660 | 28.200 | 27.278 | 18.942 | 282.3 |
| 6 | 1'43.338 | 28.845 | 28.533 | 27.214 | 18.746 | 286.8 |
| 7 | 1'42.165 | 28.451 | 27.947 | 27.005 | 18.762 | 288.0 |
| 8 | 1'42.088 | 28.178 | 28.312 | 26.956 | 18.642 | 288.0 |
| 9 | 1'42.205 | 28.535 | 28.102 | 26.899 | 18.669 | 290.3 |
| 10 | 1'50.961 P | 28.649 | 29.030 | 28.189 | 25.093 | 291.4 |
| Run # | 2 | Front Tyre | Slick-Soft | Rear Tyre | Slick-Medium | |
| | | New Tyre | | New Tyre | | |
| 11 | 17'56.167 | 23.963 | 31.758 | 28.259 | 19.467 | |
| 12 | 1'41.591 | 28.388 | 28.098 | 26.532 | 18.573 | 273.7 |
| 13 | 1'39.266 | 27.892 | 27.288 | 25.819 | 18.267 | 291.4 |
| 14 | 1'37.184 | 26.821 | 27.071 | 25.540 | 17.752 | 300.0 |
| 15 | 1'35.965 | 26.790 | 26.848 | 24.841 | 17.486 | 301.2 |
| 16 | 1'35.072 | 26.618 | 26.401 | 24.909 | 17.144 | 300.0 |
| 17 | 1'34.642 * | 26.254 | 26.590 | 24.758* | 17.040 | 298.7 |

25th 87 **Remy GARDNER** KTM AUS
Tech3 KTM Factory Racing

Runs=2 Total laps=17 Full laps=12

| Run # | 1 | Front Tyre | Wet-Medium | Rear Tyre | Wet-Soft | |
|-------|-----------------|------------------|--------------|------------------|--------------|-------|
| | | New Tyre | | New Tyre | | |
| 1 | 2'23.809 | 22.542 | 33.716 | 30.169 | 20.711 | |
| 2 | 1'47.240 | 29.877 | 29.964 | 28.082 | 19.317 | 267.6 |
| 3 | 1'46.954 * | 30.692* | 30.106 | 27.344 | 18.812 | 274.8 |
| 4 | 1'54.797 | 28.433 | 28.993 | 36.795 | 20.576 | 274.8 |
| 5 | 1'42.524 | 28.055 | 28.691 | 26.757 | 19.021 | 286.8 |
| 6 | 1'42.466 | 28.012 | 28.609 | 27.067 | 18.778 | 275.8 |
| 7 | 1'42.115 | 27.808 | 28.472 | 27.098 | 18.737 | 288.0 |
| 8 | 1'56.903 | 27.972 | 28.864 | 36.211 | 23.856 | 283.4 |
| 9 | 1'40.739 | 27.573 | 28.168 | 26.431 | 18.567 | 284.5 |
| 10 | 1'52.364 P | 27.509 | 28.186 | 27.127 | 29.542 | 289.1 |
| Run # | 2 | Front Tyre | Wet-Medium | Rear Tyre | Wet-Soft | |
| | | 10 Laps at start | | 10 Laps at start | | |
| 11 | 10'52.551 P | 20.959 | 31.027 | 27.208 | 25.766 | |
| Run # | 3 | Front Tyre | Slick-Medium | Rear Tyre | Slick-Medium | |
| | | New Tyre | | New Tyre | | |
| 12 | 5'33.377 | 23.029 | 34.094 | 29.473 | 20.590 | |
| 13 | 3'27.420 | 28.608 | | | 21.182 | 279.0 |
| 14 | 1'49.667 | 30.400 | 32.587 | 27.982 | 18.698 | 273.7 |
| 15 | 1'39.284 | 27.165 | 28.139 | 26.196 | 17.784 | 298.7 |
| 16 | 1'36.315 | 26.455 | 27.009 | 25.451 | 17.400 | 302.5 |
| 17 | 1'35.092 | 26.223 | 26.595 | 25.098 | 17.176 | 300.0 |

Fastest Lap: Jack MILLER Ducati Lenovo Team AUS **1'30.756** 24.834 25.254 24.000 16.668

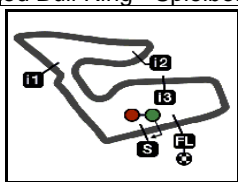
These data/results cannot be reproduced, stored and/or transmitted in whole or in part by any manner of electronic, mechanical, photocopying, recording, broadcasting or otherwise now known or herein after developed without the previous express consent by the copyright owner, except for reproduction in daily press and regular printed publications on sale to the public within 60 days of the event related to those data/results and always provided that copyright symbol appears together as follows below.
© DORNA, 2022

Official MotoGP Timing by **TISSOT**
www.motogp.com

Spielberg, Friday, August 19, 2022

Page 7 of 7





4348 m.

CryptoDATA MOTORRAD GRAND PRIX VON ÖSTERREICH

Free Practice Nr. 1

Best Partial Times

MotoGP™

IT Ideal Lap Time, sum of the best partial times

BT Best Lap Time

| T1 | | T2 | | T3 | | T4 | | | | IT | | BT | |
|-----|----------------|--------|----------------|--------|----------------|--------|----------------|--------|-----|--------------|----------|----------|------|
| Pos | Rider | Time | Rider | Time | Rider | Time | Rider | Time | Pos | Rider | IT | BT | |
| 1 | J.MILLER | 24.834 | J.MILLER | 25.254 | A.RINS | 23.953 | B.BINDER | 16.644 | 1 | J.MILLER | 1'30.756 | 1'30.756 | (1) |
| 2 | J.ZARCO | 25.056 | J.ZARCO | 25.389 | J.MILLER | 24.000 | J.MILLER | 16.668 | 2 | J.ZARCO | 1'31.315 | 1'31.374 | (2) |
| 3 | M.VIÑALES | 25.206 | J.MIR | 25.407 | F.QUARTARARO | 24.055 | T.NAKAGAMI | 16.674 | 3 | J.MIR | 1'31.576 | 1'31.576 | (3) |
| 4 | J.MARTIN | 25.232 | J.MARTIN | 25.439 | J.MARTIN | 24.078 | A.ESPARGARO | 16.689 | 4 | A.RINS | 1'31.614 | 1'31.875 | (6) |
| 5 | E.BASTIANINI | 25.246 | A.DOVIZIOSO | 25.534 | J.ZARCO | 24.087 | E.BASTIANINI | 16.699 | 5 | J.MARTIN | 1'31.616 | 1'31.616 | (4) |
| 6 | J.MIR | 25.285 | A.ESPARGARO | 25.534 | B.BINDER | 24.099 | J.MIR | 16.727 | 6 | F.QUARTARAR | 1'31.729 | 1'31.773 | (5) |
| 7 | F.QUARTARARO | 25.300 | A.RINS | 25.567 | T.NAKAGAMI | 24.116 | A.RINS | 16.743 | 7 | B.BINDER | 1'31.809 | 1'31.913 | (7) |
| 8 | F.BAGNAIA | 25.330 | M.VIÑALES | 25.581 | M.OLIVEIRA | 24.152 | A.DOVIZIOSO | 16.760 | 8 | T.NAKAGAMI | 1'31.935 | 1'31.941 | (8) |
| 9 | A.RINS | 25.351 | F.QUARTARARO | 25.605 | J.MIR | 24.157 | F.QUARTARARO | 16.769 | 9 | E.BASTIANINI | 1'31.965 | 1'31.976 | (9) |
| 10 | B.BINDER | 25.357 | P.ESPARGARO | 25.645 | S.BRADL | 24.160 | J.ZARCO | 16.783 | 10 | A.ESPARGAR | 1'31.982 | 1'32.557 | (17) |
| 11 | A.MARQUEZ | 25.358 | E.BASTIANINI | 25.646 | M.BEZZECCHI | 24.175 | P.ESPARGARO | 16.825 | 11 | A.DOVIZIOSO | 1'32.007 | 1'32.007 | (10) |
| 12 | A.DOVIZIOSO | 25.359 | A.MARQUEZ | 25.653 | P.ESPARGARO | 24.192 | M.BEZZECCHI | 16.828 | 12 | P.ESPARGAR | 1'32.032 | 1'32.905 | (20) |
| 13 | P.ESPARGARO | 25.370 | T.NAKAGAMI | 25.662 | L.SAVADORI | 24.200 | J.MARTIN | 16.867 | 13 | M.VIÑALES | 1'32.074 | 1'32.074 | (11) |
| 14 | M.OLIVEIRA | 25.453 | F.MORBIDELLI | 25.668 | F.DI GIANNANTO | 24.216 | F.BAGNAIA | 16.879 | 14 | M.BEZZECCHI | 1'32.255 | 1'32.321 | (12) |
| 15 | M.BEZZECCHI | 25.474 | B.BINDER | 25.709 | A.ESPARGARO | 24.231 | F.MORBIDELLI | 16.907 | 15 | A.MARQUEZ | 1'32.331 | 1'32.437 | (14) |
| 16 | T.NAKAGAMI | 25.483 | L.MARINI | 25.754 | F.MORBIDELLI | 24.256 | F.DI GIANNANTO | 16.930 | 16 | F.BAGNAIA | 1'32.377 | 1'32.513 | (16) |
| 17 | A.ESPARGARO | 25.528 | M.BEZZECCHI | 25.778 | M.VIÑALES | 24.259 | M.OLIVEIRA | 16.976 | 17 | M.OLIVEIRA | 1'32.396 | 1'32.422 | (13) |
| 18 | L.MARINI | 25.631 | F.BAGNAIA | 25.805 | A.MARQUEZ | 24.267 | L.SAVADORI | 16.991 | 18 | F.MORBIDELLI | 1'32.488 | 1'32.488 | (15) |
| 19 | F.MORBIDELLI | 25.657 | M.OLIVEIRA | 25.815 | A.DOVIZIOSO | 24.354 | S.BRADL | 16.997 | 19 | S.BRADL | 1'32.720 | 1'32.748 | (18) |
| 20 | F.DI GIANNANTO | 25.720 | S.BRADL | 25.821 | F.BAGNAIA | 24.363 | L.MARINI | 17.013 | 20 | F.DI GIANNAN | 1'32.775 | 1'32.775 | (19) |
| 21 | L.SAVADORI | 25.735 | F.DI GIANNANTO | 25.909 | E.BASTIANINI | 24.374 | M.VIÑALES | 17.028 | 21 | L.MARINI | 1'32.945 | 1'32.998 | (22) |
| 22 | S.BRADL | 25.742 | L.SAVADORI | 26.036 | R.FERNANDEZ | 24.533 | D.BINDER | 17.040 | 22 | L.SAVADORI | 1'32.962 | 1'32.963 | (21) |
| 23 | R.FERNANDEZ | 25.801 | R.FERNANDEZ | 26.217 | L.MARINI | 24.547 | A.MARQUEZ | 17.053 | 23 | R.FERNANDEZ | 1'33.796 | 1'33.796 | (23) |
| 24 | R.GARDNER | 26.223 | D.BINDER | 26.401 | D.BINDER | 24.841 | R.GARDNER | 17.176 | 24 | D.BINDER | 1'34.536 | 1'35.072 | (24) |


These data/results cannot be reproduced, stored and/or transmitted in whole or in part by any manner of electronic, mechanical, photocopying, recording, broadcasting or otherwise now known or herein after developed without the previous express consent by the copyright owner, except for reproduction in daily press and regular printed publications on sale to the public within 60 days of the event related to those data/results and always provided that copyright symbol appears together as follows below.

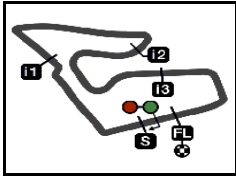
© DORNA, 2022

Official MotoGP Timing by TISSOT
www.motogp.com



ed Bull Ring - Spielberg

Results and timing service provided by  **TISSOT**



4348 m.

CryptoDATA MOTORRAD GRAND PRIX VON ÖSTERREICH

Free Practice Nr. 1

Best Partial Times

MotoGP™

IT Ideal Lap Time, sum of the best partial times

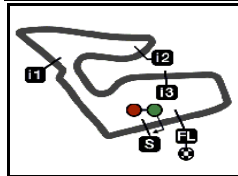
BT Best Lap Time

| | | T1 | | T2 | | T3 | | T4 | | | | |
|------------|--------------|-------------|--------------|-------------|--------------|-------------|--------------|-------------|------------|--------------|-----------|---------------|
| <i>Pos</i> | <i>Rider</i> | <i>Time</i> | <i>Rider</i> | <i>Time</i> | <i>Rider</i> | <i>Time</i> | <i>Rider</i> | <i>Time</i> | <i>Pos</i> | <i>Rider</i> | <i>IT</i> | <i>BT</i> |
| 25 | D.BINDER | 26.254 | R.GARDNER | 26.595 | R.GARDNER | 25.098 | R.FERNANDEZ | 17.245 | 25 | R.GARDNER | 1'35.092 | 1'35.092 (25) |

These data/results cannot be reproduced, stored and/or transmitted in whole or in part by any manner of electronic, mechanical, photocopying, recording, broadcasting or otherwise now known or herein after developed without the previous express consent by the copyright owner, except for reproduction in daily press and regular printed publications on sale to the public within 60 days of the event related to those data/results and always provided that copyright symbol appears together as follows below.
© DORNA, 2022

Official MotoGP Timing by **TISSOT**
www.motogp.com





4348 m.

CryptoDATA MOTORRAD GRAND PRIX VON ÖSTERREICH**Free Practice Nr. 1****Fastest Laps Sequence**

| <i>Practice Time</i> |  <i>Rider</i> | <i>Nation</i> | <i>Motorcycle</i> | <i>Time</i> | <i>Km/h</i> | <i>Rider's Lap</i> |
|----------------------|--|---------------|-------------------|-------------|-------------|--------------------|
| 3'59.321 | 73 Alex MARQUEZ | SPA | HONDA | 1'44.820 | 149.3 | 2 |
| 3'59.326 | 36 Joan MIR | SPA | SUZUKI | 1'44.753 | 149.4 | 2 |
| 4'08.022 | 5 Johann ZARCO | FRA | DUCATI | 1'44.208 | 150.2 | 2 |
| 4'28.782 | 12 Maverick VIÑALES | SPA | APRILIA | 1'43.536 | 151.1 | 2 |
| 4'34.777 | 43 Jack MILLER | AUS | DUCATI | 1'42.347 | 152.9 | 2 |
| 5'41.125 | 36 Joan MIR | SPA | SUZUKI | 1'41.799 | 153.7 | 3 |
| 5'57.558 | 30 Takaaki NAKAGAMI | JPN | HONDA | 1'41.705 | 153.9 | 3 |
| 6'16.410 | 43 Jack MILLER | AUS | DUCATI | 1'41.633 | 154.0 | 3 |
| 7'21.743 | 36 Joan MIR | SPA | SUZUKI | 1'40.618 | 155.5 | 4 |
| 7'29.552 | 88 Miguel OLIVEIRA | POR | KTM | 1'40.569 | 155.6 | 4 |
| 7'31.163 | 5 Johann ZARCO | FRA | DUCATI | 1'40.413 | 155.8 | 4 |
| 9'01.500 | 36 Joan MIR | SPA | SUZUKI | 1'39.757 | 156.9 | 5 |
| 9'08.661 | 88 Miguel OLIVEIRA | POR | KTM | 1'39.109 | 157.9 | 5 |
| 12'34.099 | 5 Johann ZARCO | FRA | DUCATI | 1'39.052 | 158.0 | 7 |
| 12'39.580 | 88 Miguel OLIVEIRA | POR | KTM | 1'38.843 | 158.3 | 7 |
| 14'11.933 | 36 Joan MIR | SPA | SUZUKI | 1'38.715 | 158.5 | 8 |
| 14'42.906 | 43 Jack MILLER | AUS | DUCATI | 1'38.710 | 158.5 | 8 |
| 15'56.038 | 5 Johann ZARCO | FRA | DUCATI | 1'38.442 | 159.0 | 9 |
| 16'05.017 | 88 Miguel OLIVEIRA | POR | KTM | 1'38.035 | 159.6 | 9 |
| 24'14.982 | 42 Alex RINS | SPA | SUZUKI | 1'37.871 | 159.9 | 10 |
| 25'46.704 | 36 Joan MIR | SPA | SUZUKI | 1'37.548 | 160.4 | 12 |
| 27'23.857 | 36 Joan MIR | SPA | SUZUKI | 1'37.153 | 161.1 | 13 |
| 29'55.380 | 5 Johann ZARCO | FRA | DUCATI | 1'36.916 | 161.5 | 13 |
| 35'10.751 | 43 Jack MILLER | AUS | DUCATI | 1'36.236 | 162.6 | 13 |
| 36'10.118 | 72 Marco BEZZECCHI | ITA | DUCATI | 1'35.922 | 163.1 | 14 |
| 36'36.704 | 88 Miguel OLIVEIRA | POR | KTM | 1'34.787 | 165.1 | 15 |
| 37'44.865 | 72 Marco BEZZECCHI | ITA | DUCATI | 1'34.747 | 165.2 | 15 |
| 38'22.879 | 43 Jack MILLER | AUS | DUCATI | 1'32.987 | 168.3 | 15 |
| 39'54.943 | 43 Jack MILLER | AUS | DUCATI | 1'32.064 | 170.0 | 16 |
| 41'26.529 | 43 Jack MILLER | AUS | DUCATI | 1'31.586 | 170.9 | 17 |
| 42'57.668 | 43 Jack MILLER | AUS | DUCATI | 1'31.139 | 171.7 | 18 |
| 46'01.129 | 43 Jack MILLER | AUS | DUCATI | 1'30.756 | 172.4 | 20 |

These data/results cannot be reproduced, stored and/or transmitted in whole or in part by any manner of electronic, mechanical, photocopying, recording, broadcasting or otherwise now known or herein after developed without the previous express consent by the copyright owner, except for reproduction in daily press and regular printed publications on sale to the public within 60 days of the event related to those data/results and always provided that copyright symbol appears together as follows below.

© DORNA, 2022

Official MotoGP Timing by TISSOT
www.motogp.com



Spielberg, Friday, August 19, 2022