


4348 m.

CryptoDATA MOTORRAD GRAND PRIX VON ÖSTERREICH

Free Practice Nr. 3

Classification

10

	Rider	Nation	Team	Motorcycle	Time	Lap	Total	Gap	Top Speed
1	5 Johann ZARCO	FRA	Prima Pramac Racing	DUCATI	1'28.964	22	22		311.6
2	20 Fabio QUARTARARO	FRA	Monster Energy Yamaha MotoGP	YAMAHA	1'29.117	21	22	0.153 0.153	307.6
3	43 Jack MILLER	AUS	Ducati Lenovo Team	DUCATI	1'29.280	16	21	0.316 0.163	311.6
4	89 Jorge MARTIN	SPA	Prima Pramac Racing	DUCATI	1'29.324	21	21	0.360 0.044	313.0
5	63 Francesco BAGNAIA	ITA	Ducati Lenovo Team	DUCATI	1'29.377	14	19	0.413 0.053	313.0
6	23 Enea BASTIANINI	ITA	Gresini Racing MotoGP	DUCATI	1'29.457	19	19	0.493 0.080	314.4
7	42 Alex RINS	SPA	Team SUZUKI ECSTAR	SUZUKI	1'29.473	22	23	0.509 0.016	309.0
8	33 Brad BINDER	RSA	Red Bull KTM Factory Racing	KTM	1'29.521	19	20	0.557 0.048	315.7
9	12 Maverick VIÑALES	SPA	Aprilia Racing	APRILIA	1'29.523	21	22	0.559 0.002	310.3
10	36 Joan MIR	SPA	Team SUZUKI ECSTAR	SUZUKI	1'29.538	15	19	0.574 0.015	307.6
11	41 Aleix ESPARGARO	SPA	Aprilia Racing	APRILIA	1'29.540	19	20	0.576 0.002	309.0
12	30 Takaaki NAKAGAMI	JPN	LCR Honda IDEMITSU	HONDA	1'29.585	20	21	0.621 0.045	309.0
13	72 Marco BEZZECCHI	ITA	Mooney VR46 Racing Team	DUCATI	1'29.623	20	21	0.659 0.038	315.7
14	49 Fabio DI GIANNANTONIO	ITA	Gresini Racing MotoGP	DUCATI	1'29.641	20	20	0.677 0.018	309.0
15	10 Luca MARINI	ITA	Mooney VR46 Racing Team	DUCATI	1'29.684	11	16	0.720 0.043	310.3
16	44 Pol ESPARGARO	SPA	Repsol Honda Team	HONDA	1'29.710	20	21	0.746 0.026	314.4
17	21 Franco MORBIDELLI	ITA	Monster Energy Yamaha MotoGP	YAMAHA	1'29.755	18	19	0.791 0.045	310.3
18	88 Miguel OLIVEIRA	POR	Red Bull KTM Factory Racing	KTM	1'29.821	21	21	0.857 0.066	309.0
19	4 Andrea DOVIZIOSO	ITA	WithU Yamaha RNF MotoGP Tea	YAMAHA	1'29.845	19	20	0.881 0.024	305.0
20	73 Alex MARQUEZ	SPA	LCR Honda CASTROL	HONDA	1'30.017	21	21	1.053 0.172	311.6
21	6 Stefan BRADL	GER	Repsol Honda Team	HONDA	1'30.026	19	20	1.062 0.009	307.6
22	40 Darryn BINDER	RSA	WithU Yamaha RNF MotoGP Tea	YAMAHA	1'30.472	17	17	1.508 0.446	303.7
23	87 Remy GARDNER	AUS	Tech3 KTM Factory Racing	KTM	1'30.554	19	19	1.590 0.082	307.6
24	25 Raul FERNANDEZ	SPA	Tech3 KTM Factory Racing	KTM	1'31.204	16	21	2.240 0.650	310.3
25	32 Lorenzo SAVADORI	ITA	Aprilia Racing	APRILIA	1'31.699	4	9	2.735 0.495	305.0

Practice condition: Dry

Air: 19°

Humidity: 72%

Ground: 22°

Fastest Lap:	Lap: 22	Johann ZARCO	1'28.964	175.9 Km/h
Best Race Lap:		New track layout		
All Time Lap Record:	2022	Johann ZARCO	1'28.964	175.9 Km/h

The results are provisional until the end of the limit for protest and appeals.

Time limit for protest expires 30' after publication of the results - Time:

These data/results cannot be reproduced, stored and/or transmitted in whole or in part by any manner of electronic, mechanical, photocopying, recording, broadcasting or otherwise now known or herein after developed without the previous express consent by the copyright owner, except for reproduction in daily press and regular printed publications on sale to the public within 60 days of the event related to those data/results and always provided that copyright symbol appears together as follows below.

© DORNA, 2022

Official MotoGP Timing by TISSOT
www.motogp.com

Spielberg, Saturday, August 20, 2022

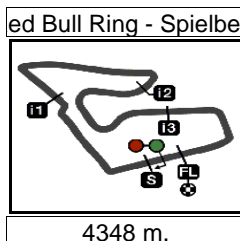



CryptoDATA MOTORRAD GRAND PRIX VON ÖSTERREICH

Free Practice Nr. 3

Combined Free Practice Times

11



		Rider	Nation	Team	MOTORCYCLE	FP1	FP2	FP3	Gap
1	5	J.ZARCO	FRA	Prima Pramac Racing	DUCATI	1'31.374 21	1'29.837 19	1'28.964 22	
2	20	F.QUARTARARO	FRA	Monster Energy Yamaha MotoGP	YAMAHA	1'31.773 21	1'29.877 20	1'29.117 21	0.153 0.153
3	43	J.MILLER	AUS	Ducati Lenovo Team	DUCATI	1'30.756 20	1'29.861 19	1'29.280 16	0.316 0.163
4	89	J.MARTIN	SPA	Prima Pramac Racing	DUCATI	1'31.616 18	1'29.866 18	1'29.324 21	0.360 0.044
5	63	F.BAGNAIA	ITA	Ducati Lenovo Team	DUCATI	1'32.513 18	1'29.997 18	1'29.377 14	0.413 0.053
6	23	E.BASTIANINI	ITA	Gresini Racing MotoGP	DUCATI	1'31.976 18	1'30.066 19	1'29.457 19	0.493 0.080
7	42	A.RINS	SPA	Team SUZUKI ECSTAR	SUZUKI	1'31.875 19	1'30.321 5	1'29.473 22	0.509 0.016
8	33	B.BINDER	RSA	Red Bull KTM Factory Racing	KTM	1'31.913 20	1'30.128 21	1'29.521 19	0.557 0.048
9	12	M.VIÑALES	SPA	Aprilia Racing	APRILIA	1'32.074 17	1'30.113 19	1'29.523 21	0.559 0.002
10	36	J.MIR	SPA	Team SUZUKI ECSTAR	SUZUKI	1'31.576 22	1'30.455 11	1'29.538 15	0.574 0.015
11	41	A.ESPARGARO	SPA	Aprilia Racing	APRILIA	1'32.557 15	1'30.147 21	1'29.540 19	0.576 0.002
12	30	T.NAKAGAMI	JPN	LCR Honda IDEMITSU	HONDA	1'31.941 20	1'30.311 22	1'29.585 20	0.621 0.045
13	72	M.BEZZECCHI	ITA	Mooney VR46 Racing Team	DUCATI	1'32.321 20	1'30.066 19	1'29.623 20	0.659 0.038
14	49	F.DI GIANNANTO	ITA	Gresini Racing MotoGP	DUCATI	1'32.775 20	1'30.700 20	1'29.641 20	0.677 0.018
15	10	L.MARINI	ITA	Mooney VR46 Racing Team	DUCATI	1'32.998 17	1'30.030 20	1'29.684 11	0.720 0.043
16	44	P.ESPARGARO	SPA	Repsol Honda Team	HONDA	1'32.905 19	1'30.364 15	1'29.710 20	0.746 0.026
17	21	F.MORBIDELLI	ITA	Monster Energy Yamaha MotoGP	YAMAHA	1'32.488 16	1'30.617 21	1'29.755 18	0.791 0.045
18	88	M.OLIVEIRA	POR	Red Bull KTM Factory Racing	KTM	1'32.422 20	1'31.315 6	1'29.821 21	0.857 0.066
19	4	A.DOVIZIOSO	ITA	WithU Yamaha RNF MotoGP Team	YAMAHA	1'32.007 20	1'30.639 20	1'29.845 19	0.881 0.024
20	73	A.MARQUEZ	SPA	LCR Honda CASTROL	HONDA	1'32.437 19	1'30.509 19	1'30.017 21	1.053 0.172
21	6	S.BRADL	GER	Repsol Honda Team	HONDA	1'32.748 19	1'31.182 17	1'30.026 19	1.062 0.009
22	40	D.BINDER	RSA	WithU Yamaha RNF MotoGP Team	YAMAHA	1'35.072 16	1'31.575 18	1'30.472 17	1.508 0.446
23	87	R.GARDNER	AUS	Tech3 KTM Factory Racing	KTM	1'35.092 17	1'31.324 20	1'30.554 19	1.590 0.082
24	32	L.SAVADORI	ITA	Aprilia Racing	APRILIA	1'32.963 16	1'30.874 18	1'31.699 4	1.910 0.320
25	25	R.FERNANDEZ	SPA	Tech3 KTM Factory Racing	KTM	1'33.796 19	1'31.978 6	1'31.204 16	2.240 0.330

Pole Position Record:		New track layout		
Best Race Lap:		New track layout		
All Time Lap Record:	2022	Johann ZARCO	1'28.964	175.9 Km/h

The results are provisional until the end of the limit for protest and appeals.

Time limit for protest expires 60' after publication of the results - Time:

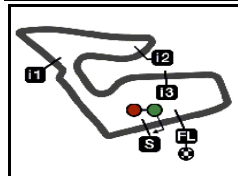
These data/results cannot be reproduced, stored and/or transmitted in whole or in part by any manner of electronic, mechanical, photocopying, recording, broadcasting or otherwise now known or herein after developed without the previous express consent by the copyright owner, except for reproduction in daily press and regular printed publications on sale to the public within 60 days of the event related to those data/results and always provided that copyright symbol appears together as follows below.

© DORNA, 2022

Official MotoGP Timing by TISSOT
www.motogp.com

Spielberg, Saturday, August 20, 2022





4348 m.

CryptoDATA MOTORRAD GRAND PRIX VON ÖSTERREICH

Free Practice Nr. 3

Top Speed & Average

12



Rider	Nation	Motorcycle	Top 5 speeds					Average	Top
33 Brad BINDER	RSA	KTM	315.7	313.0	311.6	310.3	310.3	312.2	315.7
72 Marco BEZZECCHI	ITA	DUCATI	315.7	310.3	310.3	310.3	309.0	310.2	315.7
23 Enea BASTIANINI	ITA	DUCATI	314.4	314.4	313.0	311.6	311.6	312.4	314.4
44 Pol ESPARGARO	SPA	HONDA	314.4	311.6	310.3	309.0	309.0	310.9	314.4
63 Francesco BAGNAIA	ITA	DUCATI	313.0	311.6	310.3	310.3	310.3	311.0	313.0
89 Jorge MARTIN	SPA	DUCATI	313.0	310.3	309.0	309.0	307.6	308.8	313.0
5 Johann ZARCO	FRA	DUCATI	311.6	311.6	310.3	310.3	310.3	310.8	311.6
43 Jack MILLER	AUS	DUCATI	311.6	310.3	310.3	310.3	309.0	309.9	311.6
73 Alex MARQUEZ	SPA	HONDA	311.6	311.6	310.3	310.3	309.0	310.6	311.6
10 Luca MARINI	ITA	DUCATI	310.3	310.3	309.0	309.0	309.0	309.4	310.3
12 Maverick VIÑALES	SPA	APRILIA	310.3	310.3	310.3	310.3	309.0	309.6	310.3
21 Franco MORBIDELLI	ITA	YAMAHA	310.3	309.0	309.0	309.0	309.0	309.3	310.3
25 Raul FERNANDEZ	SPA	KTM	310.3	309.0	309.0	307.6	307.6	308.7	310.3
30 Takaaki NAKAGAMI	JPN	HONDA	309.0	307.6	307.6	307.6	307.6	307.9	309.0
41 Aleix ESPARGARO	SPA	APRILIA	309.0	309.0	307.6	307.6	307.6	308.0	309.0
42 Alex RINS	SPA	SUZUKI	309.0	309.0	309.0	309.0	309.0	309.0	309.0
49 Fabio DI GIANNANTONIO	ITA	DUCATI	309.0	309.0	309.0	307.6	306.3	307.2	309.0
88 Miguel OLIVEIRA	POR	KTM	309.0	307.6	307.6	307.6	306.3	307.0	309.0
6 Stefan BRADL	GER	HONDA	307.6	306.3	306.3	306.3	303.7	304.9	307.6
20 Fabio QUARTARARO	FRA	YAMAHA	307.6	307.6	307.6	307.6	306.3	307.3	307.6
36 Joan MIR	SPA	SUZUKI	307.6	307.6	307.6	306.3	306.3	306.7	307.6
87 Remy GARDNER	AUS	KTM	307.6	303.7	303.7	302.5	302.5	303.4	307.6
4 Andrea DOVIZIOSO	ITA	YAMAHA	305.0	305.0	305.0	303.7	303.7	304.3	305.0
32 Lorenzo SAVADORI	ITA	APRILIA	305.0	303.7	303.7	303.7	302.5	303.5	305.0
40 Darryn BINDER	RSA	YAMAHA	303.7	302.5	302.5	302.5	301.2	301.9	303.7

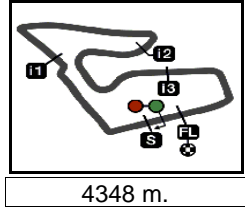
These data/results cannot be reproduced, stored and/or transmitted in whole or in part by any manner of electronic, mechanical, photocopying, recording, broadcasting or otherwise now known or herein after developed without the previous express consent by the copyright owner, except for reproduction in daily press and regular printed publications on sale to the public within 60 days of the event related to those data/results and always provided that copyright symbol appears together as follows below.

© DORNA, 2022

Official MotoGP Timing by TISSOT
www.motogp.com



Spielberg, Saturday, August 20, 2022



CryptoDATA MOTORRAD GRAND PRIX VON ÖSTERREICH

Free Practice Nr. 3

Chronological Analysis of Performances

13

* Lap / Sector time cancelled

T1 Time from finish line to 1st intermediate

T3 Time from 2nd intermed. to 3rd intermed.

P Crossing the finish line in pit lane

T2 Time from 1st intermed. to 2nd intermed.

T4 Time from 3rd intermediate to finish line

**Tyre data subject to further updates

Lap	Lap Time	T1	T2	T3	T4	Speed	Lap	Lap Time	T1	T2	T3	T4	Speed
1st	5	Johann ZARCO		DUCATI		FRA	7	1'30.142	24.661	25.025	23.961	16.495	305.0
		Prima Pramac Racing					8	1'38.953	24.756	25.063	28.501	20.633	305.0
		Runs=3 Total laps=22 Full laps=14					9	1'30.560	24.822	25.078	24.072	16.588	305.0
Run #	1	Front Tyre	Slick-Soft	Rear Tyre	Slick-Medium		10	1'32.163 *	24.667	25.203	24.274*	18.019*	303.7
		14 Laps at start		New Tyre			11	1'30.974 *	24.938*	25.245	24.094	16.697	305.0
1	1'49.578	19.920	28.368	25.559	17.362		12	1'30.485	24.735	25.152	24.054	16.544	303.7
2	1'33.149	25.517	25.880	24.605	17.147	305.0	13	1'30.554	24.676	25.222	24.071	16.585	305.0
3	1'30.613	24.937	25.074	24.061	16.541	306.3	14	1'35.936	24.617	27.194	27.015	17.110	305.0
4	1'30.170	24.713	24.937	24.052	16.468	307.6	15	1'37.994 P	24.609	25.169	24.832	23.384	305.0
5	1'29.942	24.682	24.890	23.943	16.427	306.3	Run #	2	Front Tyre	Slick-Medium	Rear Tyre	Slick-Soft	
6	1'29.985	24.637	24.959	23.930	16.459	307.6			New Tyre		New Tyre		
7	1'31.868 *	25.460*	25.594*	24.294	16.520	306.3	16	9'30.672 *	21.907	26.072*	24.582	16.601	
8	1'30.217	24.698	24.966	24.144	16.409	307.6	17	1'31.632	24.519	26.139	24.424	16.550	307.6
9	1'33.002	24.545	24.989	23.922	19.546	307.6	18	1'29.268	24.375	24.833	23.760	16.300	307.6
10	1'42.359 P	25.341*	27.794	25.769	23.455	307.6	19	1'39.746 P	25.335	26.641	25.206	22.564	306.3
Run #	2	Front Tyre	Slick-Soft	Rear Tyre	Slick-Medium		Run #	3	Front Tyre	Slick-Medium	Rear Tyre	Slick-Soft	
		24 Laps at start		10 Laps at start					4 Laps at start		New Tyre		
11	7'14.472 *	19.281	27.627	24.840*	16.741		20	3'35.433	18.059	25.987	24.089	16.508	
12	1'34.731	25.091	28.722	24.360	16.558	306.3	21	1'29.117	24.374	24.751	23.726	16.266	307.6
13	1'30.211	24.650	25.023	24.099	16.439	307.6	22	1'29.264	24.429	24.784	23.679	16.372	307.6
14	1'31.351	24.691	25.039	24.027	17.594	307.6							
15	1'37.682 P	24.675	25.103	24.691	23.213	307.6							
Run #	3	Front Tyre	Slick-Soft	Rear Tyre	Slick-Soft								
		New Tyre		New Tyre									
16	5'03.122	18.970	26.279	24.442	16.629								
17	1'29.766	24.574	25.025	23.802	16.365	310.3							
18	1'29.455	24.483	24.812	23.759	16.401	310.3							
19	1'40.089 P	25.437	26.665	25.072	22.915	310.3							
Run #	4	Front Tyre	Slick-Soft	Rear Tyre	Slick-Soft								
		4 Laps at start		New Tyre									
20	3'47.954	20.033	26.169	24.253	16.573								
21	1'33.257	24.493	27.458	24.776	16.530	311.6							
22	1'28.964	24.396	24.634	23.709	16.225	311.6							
2nd	20	Fabio QUARTARARO		YAMAHA		FRA	Run #	2	Front Tyre	Slick-Soft	Rear Tyre	Slick-Medium	
		Monster Energy Yamaha MotoGP							15 Laps at start		New Tyre		
		Runs=2 Total laps=22 Full laps=14					9	7'10.017	19.080	30.535	25.127	16.831	
Run #	1	Front Tyre	Slick-Medium	Rear Tyre	Slick-Medium		10	1'30.964	24.850	25.358	24.080	16.676	309.0
		New Tyre		9 Laps at start			11	1'30.031	24.621	24.998	23.923	16.489	309.0
1	3'02.304	19.335	28.356	26.411	17.907		12	1'30.289	24.756	25.035	23.927	16.571	307.6
2	1'33.045	25.716	25.814	24.586	16.929	301.2	13	1'29.787	24.608	24.823	23.899	16.457	307.6
3	1'31.443	25.138	25.333	24.240	16.732	303.7	14	1'40.680 P	25.921	26.441	25.403	22.915	307.6
4	1'31.050	24.925	25.416	24.107	16.602	305.0	Run #	3	Front Tyre	Slick-Soft	Rear Tyre	Slick-Soft	
5	1'30.650	24.801	25.250	24.054	16.545	305.0			New Tyre		New Tyre		
6	1'30.487 *	24.756*	25.158*	24.033	16.540	305.0	15	5'28.220 *	19.329	28.370*	24.602	17.127	

Fastest Lap: Johann ZARCO Prima Pramac Racing FRA **1'28.964** 24.396 24.634 23.709 16.225

These data/results cannot be reproduced, stored and/or transmitted in whole or in part by any manner of electronic, mechanical, photocopying, recording, broadcasting or otherwise now known or herein after developed without the previous express consent by the copyright owner, except for reproduction in daily press and regular printed publications on sale to the public within 60 days of the event related to those data/results and always provided that copyright symbol appears together as follows below.
© DORNA, 2022



Free Practice Nr. 3

MotoGP

Lap	Lap Time	T1	T2	T3	T4	Speed	Lap	Lap Time	T1	T2	T3	T4	Speed
16	1'29.280	24.516	24.783	23.602	16.379	310.3	8	1'38.067 P	24.962	25.267	24.675	23.163	307.6
17	1'44.041 P	26.935*	29.129	24.838	23.139	311.6	Run # 2	Front Tyre	Slick-Medium	Rear Tyre	Slick-Soft		
	Run # 4	Front Tyre	Slick-Soft	Rear Tyre	Slick-Soft			8 Laps at start		14 Laps at start			
		3 Laps at start			New Tyre								
18	4'20.353 P	18.498	26.483	25.429	23.016		9	9'12.359	24.015	27.163	24.832	16.866	
	Run # 5	Front Tyre	Slick-Soft	Rear Tyre	Slick-Soft		10	1'31.689	25.031	25.469	24.472	16.717	307.6
		4 Laps at start			1 Laps at start		11	1'37.186 P	24.984	25.429	24.236	22.537	307.6
19	1'59.229	18.009	25.776	24.435	16.670		Run # 3	Front Tyre	Slick-Hard	Rear Tyre	Slick-Soft		
20	1'33.114	24.515	25.957	25.712	16.930	310.3		New Tyre		New Tyre			
21	1'29.337	24.566	24.781	23.674	16.316	310.3	12	7'26.702	20.644	26.306	24.336	16.613	

4th 89 Jorge MARTIN DUCATI SPA
Prima Pramac Racing

Runs=3 Total laps=21 Full laps=11

Run #	1	Front Tyre	Slick-Medium	Rear Tyre	Slick-Soft	
		7 Laps at start			7 Laps at start	
1	1'56.058	19.020	27.758	25.248	17.394	
2	1'32.304	25.236	25.794	24.235	17.039	307.6
3	1'31.521	25.236	25.678	23.943	16.664	307.6
4	1'30.798 *	24.817	25.280	23.885	16.816*	309.0
5	1'30.258	24.728	25.225	23.726	16.579	307.6
6	1'42.723 P	24.811	27.225	26.888	23.799	306.3

Run #	2	Front Tyre	Slick-Medium	Rear Tyre	Slick-Soft	
		13 Laps at start			13 Laps at start	
7	6'22.458	17.430	26.553	25.286	16.691	
8	2'02.702	25.265		17.287	305.0	
9	1'30.860	24.835	25.343	24.101	16.581	305.0
10	1'31.013 *	24.622*	25.760	24.073*	16.558	305.0
11	1'31.110	24.836	25.361	24.276	16.637	306.3
12	1'33.041	24.581	26.062	25.428	16.970	306.3
13	1'37.483 P	24.783	25.414	24.186	23.100	303.7

Run # 3 Front Tyre Slick-Medium Rear Tyre Slick-Soft

New Tyre New Tyre

14	6'59.952	15.881	26.470	24.212	16.519	
15	1'29.885	24.505	25.166	23.537	16.677	309.0
16	1'29.540	24.409	25.034	23.604	16.493	307.6
17	1'42.272 P	25.248*	26.398	26.066	24.560	307.6

Run # 4 Front Tyre Slick-Medium Rear Tyre Slick-Soft

4 Laps at start New Tyre

18	3'46.183	18.104	26.970	26.786	16.845	
19	1'44.986	24.837	39.524	24.164	16.461	306.3
20	1'34.577 *	25.051*	28.886	24.085	16.555	313.0
21	1'29.324	24.312	24.999	23.652	16.361	310.3

5th 63 Francesco BAGNAIA DUCATI ITA
Ducati Lenovo Team

Runs=3 Total laps=19 Full laps=11

Run #	1	Front Tyre	Slick-Medium	Rear Tyre	Slick-Soft	
		New Tyre			6 Laps at start	
1	2'37.475	19.861	28.664	25.499	17.595	
2	1'32.879	25.549	25.779	24.572	16.979	306.3
3	1'31.671	25.140	25.537	24.265	16.729	306.3
4	1'31.217	24.953	25.363	24.245	16.656	307.6
5	1'32.798 *	26.065*	25.915	24.212	16.606	307.6
6	1'30.708	24.816	25.311	24.068	16.513	307.6
7	1'39.298	31.250	26.612	24.758	16.678	307.6

6th 23 Enea BASTIANINI DUCATI ITA
Gresini Racing MotoGP

Runs=2 Total laps=19 Full laps=12

Run #	1	Front Tyre	Slick-Soft	Rear Tyre	Slick-Soft	
		6 Laps at start		6 Laps at start		
1	2'17.759	20.868	28.081	25.407	17.342	
2	1'31.877	25.293	25.536	24.321	16.727	307.6
3	1'31.021	25.040	25.297	24.148	16.536	310.3
4	1'30.899	24.813	25.329	24.136	16.621	310.3
5	1'34.512	28.025	25.487	24.178	16.822	310.3
6	1'30.781	24.763	25.211	24.137	16.670	311.6
7	1'30.635	24.726	25.092	24.233	16.584	309.0
8	1'37.760 *	26.939*	25.969	26.689	18.163	310.3
9	1'40.061 P	24.953	27.625	24.401	23.082	311.6

Run # 2 Front Tyre Slick-Soft Rear Tyre Slick-Soft

New Tyre New Tyre

10	11'03.002	20.300	26.859	26.628	17.151	
11	1'30.322	24.866	24.927	23.973	16.556	311.6
12	1'29.844	24.500	24.996	23.967	16.381	310.3
13	1'33.257	26.612	25.925	24.324	16.396	311.6
14	1'29.508	24.529	24.760	23.867	16.352	311.6
15	1'44.616 P	26.010	25.747	24.028	28.831	311.6

Run # 3 Front Tyre Slick-Soft Rear Tyre Slick-Soft

6 Laps at start New Tyre

16	7'22.067	19.157	25.932	24.456	16.536	
17	1'29.663	24.524	24.845	23.943	16.351	313.0
18	1'33.629 *	24.925*	26.757	25.445	16.502	314.4
19	1'29.457	24.506	24.784	23.793	16.374	314.4

7th 42 Alex RINS SUZUKI SPA
Team SUZUKI ECSTAR

Runs=3 Total laps=23 Full laps=14

Run #	1	Front Tyre	Slick-Medium	Rear Tyre	Slick-Medium	
		7 Laps at start			7 Laps at start	
1	2'08.014	19.690	28.050	25.290	17.520	
2	1'33.140	26.233	25.858	24.272	16.777	305.0
3	1'31.318	25.137	25.553	23.884	16.744	309.0

Fastest Lap: Johann ZARCO Prima Pramac Racing FRA **1'28.964** 24.396 24.634 23.709 16.225

These data/results cannot be reproduced, stored and/or transmitted in whole or in part by any manner of electronic, mechanical, photocopying, recording, broadcasting or otherwise now known or herein after developed without the previous express consent by the copyright owner, except for reproduction in daily press and regular printed publications on sale to the public within 60 days of the event related to those data/results and always provided that copyright symbol appears together as follows below.
© DORNA, 2022

Official MotoGP Timing by TISSOT
www.motogp.com

Spielberg, Saturday, August 20, 2022

Page 2 of 8



Free Practice Nr. 3

MotoGP

Lap	Lap Time	T1	T2	T3	T4	Speed	Lap	Lap Time	T1	T2	T3	T4	Speed
4	1'32.370	25.276	25.797	24.453	16.844	305.0	18	1'43.951	24.708	29.830	32.870	16.543	315.7
5	1'30.631	24.968	25.258	23.904	16.501	307.6	19	1'29.521	24.582	25.083	23.528	16.328	311.6
6	1'30.542	24.889	25.238	23.877	16.538	306.3	20	1'29.960	24.776	25.178	23.617	16.389	313.0
7	1'42.059 P	27.187*	27.157	25.156	22.559	305.0	9th 12 Maverick VIÑALES APRILIA SPA						
Run # 2 Front Tyre Slick-Medium Rear Tyre Slick-Medium							Aprilia Racing						
14 Laps at start							Runs=2 Total laps=22 Full laps=15						
14 Laps at start							Run # 1 Front Tyre Slick-Hard Rear Tyre Slick-Soft						
							4 Laps at start 6 Laps at start						
8	6'28.116	17.269	27.191	25.650	17.002		1	2'24.148	19.067	27.806	25.799	17.463	
9	1'31.388	25.132	25.464	24.141	16.651	305.0	2	1'33.688	25.899	25.988	24.675	17.126	306.3
10	1'30.757	24.858	25.306	23.972	16.621	305.0	3	1'31.689	25.297	25.482	24.152	16.758	309.0
11	1'31.029	24.924	25.364	24.038	16.703	305.0	4	1'30.757	24.860	25.321	23.942	16.634	310.3
12	1'30.795	24.830	25.288	24.046	16.631	305.0	5	1'30.938	24.854	25.399	24.012	16.673	309.0
13	1'30.575	24.788	25.193	24.031	16.563	305.0	6	1'30.985	24.723	25.439	24.097	16.726	309.0
14	1'44.153 P	27.144*	28.532	25.022	23.455	305.0	7	1'30.704	24.835	25.293	23.990	16.586	307.6
Run # 3 Front Tyre Slick-Medium Rear Tyre Slick-Soft							Run # 2 Front Tyre Slick-Hard Rear Tyre Slick-Soft						
New Tyre New Tyre							New Tyre New Tyre						
15	5'07.155 *	19.523	27.999	24.550*	16.819		13	9'53.894	19.035	26.386	24.778	16.909	
16	1'31.426 *	25.297*	25.397*	24.263	16.469	307.6	14	1'33.577	25.352	26.470	25.215	16.540	303.7
17	1'29.755	24.587	25.090	23.731	16.347	307.6	15	1'29.692	24.608	24.970	23.726	16.388	309.0
18	1'29.882	24.627	25.166	23.724	16.365	309.0	16	1'32.685 *	25.275*	25.985*	24.820	16.605	310.3
19	1'41.834 P	26.757*	26.376	25.328	23.373	306.3	17	1'29.747	24.445	24.821	24.078	16.403	306.3
Run # 4 Front Tyre Slick-Medium Rear Tyre Slick-Soft							Run # 3 Front Tyre Slick-Hard Rear Tyre Slick-Soft						
5 Laps at start New Tyre							6 Laps at start New Tyre						
20	2'45.912	18.489	26.979	26.611	16.762		19	3'33.933	18.337	25.887	24.727	16.783	
21	1'42.702	24.844	36.787	24.542	16.529	309.0	20	1'31.802	25.187	25.923	24.187	16.505	306.3
22	1'29.473	24.528	24.946	23.656	16.343	309.0	21	1'29.523	24.479	24.853	23.776	16.415	307.6
23	1'42.285 *	28.014*	31.774	25.643	16.854	309.0	22	1'29.793	24.358	24.956	23.931	16.548	309.0
8th 33 Brad BINDER KTM RSA							10th 36 Joan MIR SUZUKI SPA						
Red Bull KTM Factory Racing							Team SUZUKI ECSTAR						
Runs=3 Total laps=20 Full laps=13							Runs=3 Total laps=19 Full laps=12						
Run # 1 Front Tyre Slick-Hard Rear Tyre Slick-Medium							Run # 1 Front Tyre Slick-Medium Rear Tyre Slick-Medium						
6 Laps at start New Tyre							5 Laps at start 9 Laps at start						
1	1'54.128	19.471	28.380	25.325	17.315		1	1'54.638	19.561	30.494	25.396	17.381	
2	1'33.091	25.792	26.291	24.296	16.712	306.3	2	1'33.059	25.769	26.033	24.426	16.831	305.0
3	1'31.539	25.287	25.722	24.022	16.508	306.3	3	1'31.474	25.350	25.528	23.977	16.619	307.6
4	1'35.565	29.235	25.760	23.857	16.713	307.6	4	1'30.903	25.108	25.245	23.920	16.630	306.3
5	1'30.337	24.893	25.302	23.745	16.397	309.0	5	1'30.753	24.883	25.246	23.962	16.662	305.0
6	1'30.706	24.862	25.480	23.847	16.517	310.3	6	1'30.500	24.805	25.116	24.032	16.547	305.0
7	1'42.653 P	26.218*	26.972*	24.885	24.578	307.6	7	1'42.946 P	26.390*	26.995*	25.866	23.695	305.0
Run # 2 Front Tyre Slick-Hard Rear Tyre Slick-Medium							Run # 2 Front Tyre Slick-Medium Rear Tyre Slick-Soft						
13 Laps at start 7 Laps at start							New Tyre New Tyre						
8	5'33.225 *	21.133	26.999	24.632*	17.126*		8	6'30.547	20.296	27.110	24.503	16.607	
9	1'31.342	25.230	25.606	24.013	16.493	309.0	9	1'31.196	24.990	25.542	24.070	16.594	306.3
10	1'30.788	24.911	25.451	23.894	16.532	309.0	10	1'30.590	25.123	25.068	23.904	16.495	307.6
11	1'30.694	24.810	25.428	23.894	16.562	310.3	11	1'29.811	24.691	25.031	23.732	16.357	307.6
12	1'43.795 P	28.782*	26.856	24.353*	23.804	309.0	12	1'41.184 P	25.187*	26.653	24.920	24.424	306.3
Run # 3 Front Tyre Slick-Hard Rear Tyre Slick-Soft							Run # 3 Front Tyre Slick-Medium Rear Tyre Slick-Soft						
New Tyre New Tyre							New Tyre New Tyre						
13	6'07.133	19.940	30.012	24.513	16.813								
14	1'30.567	24.822	25.259	24.022	16.464	309.0							
15	1'30.338	24.850	25.230	23.785	16.473	307.6							
16	1'41.813 P	25.664*	25.607*	26.801	23.741	307.6							
Run # 4 Front Tyre Slick-Hard Rear Tyre Slick-Soft													
4 Laps at start New Tyre													
17	7'24.810	18.855	26.119	24.649	16.977								

Fastest Lap: Johann ZARCO Prima Pramac Racing FRA **1'28.964** 24.396 24.634 23.709 16.225

These data/results cannot be reproduced, stored and/or transmitted in whole or in part by any manner of electronic, mechanical, photocopying, recording, broadcasting or otherwise now known or herein after developed without the previous express consent by the copyright owner, except for reproduction in daily press and regular printed publications on sale to the public within 60 days of the event related to those data/results and always provided that copyright symbol appears together as follows below.
© DORNA, 2022

Official MotoGP Timing by TISSOT
www.motogp.com

Spielberg, Saturday, August 20, 2022

Page 3 of 8



Free Practice Nr. 3

MotoGP

Lap	Lap Time	T1	T2	T3	T4	Speed	Lap	Lap Time	T1	T2	T3	T4	Speed
Run # 3	Front Tyre Slick-Medium	Rear Tyre Slick-Soft											
5 Laps at start													
13	8'52.918	19.138	26.079	24.545	16.592		7	4'44.783	20.801	27.682	25.228	17.085	
14	1'30.160	24.835	24.993	23.896	16.436	305.0	8	1'32.184	25.375	25.728	24.332	16.749	302.5
15	1'29.538	24.524	24.855	23.773	16.386	306.3	9	1'30.866	24.894	25.435	23.970	16.567	303.7
16	1'35.524	25.348	29.456	24.204	16.516	306.3	10	1'30.916 *	24.891*	25.383	23.992	16.650	305.0
17	1'37.754 P	24.639	25.068	23.818	24.229	306.3	11	1'30.913	24.828	25.388	24.063	16.634	303.7
Run # 4	Front Tyre Slick-Medium	Rear Tyre Slick-Soft											
10 Laps at start													
18	4'39.060	18.646	25.942	24.434	16.668		12	1'38.886 P	26.185	25.890	24.331	22.480	302.5
19	1'30.044	24.682	25.014	23.853	16.495	306.3	Run # 3	Front Tyre Slick-Medium	Rear Tyre Slick-Soft				
New Tyre													
13	5'47.143	19.630	28.204	25.236	17.046		13	5'47.143	19.630	28.204	25.236	17.046	
14	1'31.120	25.002	25.452	24.085	16.581	303.7	14	1'31.120	25.002	25.452	24.085	16.581	303.7
15	1'29.814	24.650	25.011	23.797	16.356	306.3	15	1'29.814	24.650	25.011	23.797	16.356	306.3
16	1'29.745	24.661	24.890	23.867	16.327	306.3	16	1'29.745	24.661	24.890	23.867	16.327	306.3
17	1'41.028 P	25.145*	27.229*	26.228	22.426	307.6	17	1'41.028 P	25.145*	27.229*	26.228	22.426	307.6

11th 41 **Aleix ESPARGARO** APRILIA SPA
Aprilia Racing

Runs=2 Total laps=21 Full laps=16

Run #	1	Front Tyre Slick-Hard	Rear Tyre Slick-Soft			
8 Laps at start						
1	2'24.312	19.179	27.842	25.465	17.386	
2	1'34.215	26.145	26.051	24.994	17.025	300.0
3	1'31.480	25.412	25.463	23.878	16.727	307.6
4	1'31.147	25.186	25.326	23.852	16.783	307.6
5	1'30.540	24.871	25.273	23.753	16.643	307.6
6	1'30.789	24.988	25.371	23.780	16.650	309.0
7	1'55.746	25.096		17.395	309.0	
8	1'31.920	25.434	25.540	24.152	16.794	306.3
9	1'31.450	24.953	25.660	24.129	16.708	305.0
10	1'31.103 *	24.965	25.297	24.026*	16.815*	305.0
11	1'30.743	24.819	25.347	23.881	16.696	306.3
12	1'40.896 P	25.021	25.485	26.747	23.643	305.0

Run #	2	Front Tyre Slick-Hard	Rear Tyre Slick-Soft			
New Tyre						
13	8'58.213	21.250	26.645	24.592	16.915	
14	1'31.581	25.286	25.464	24.045	16.786	306.3
15	1'30.288	24.767	25.225	23.783	16.513	307.6
unfinished						

Run #	3	Front Tyre Slick-Hard	Rear Tyre Slick-Soft			
7 Laps at start						
16	1'25.951 *	18.684*	26.219	24.286	16.762	
17	1'31.466	25.171	25.737	23.971	16.587	305.0
18	1'30.418	24.807	25.227	23.626	16.758	306.3
19	1'29.540	24.693	24.933	23.476	16.438	307.6
20	1'34.836	24.750	25.011	23.455	21.620	306.3

12th 30 **Takaaki NAKAGAMI** HONDA JPN
LCR Honda IDEMITSU

Runs=3 Total laps=21 Full laps=13

Run #	1	Front Tyre Slick-Medium	Rear Tyre Slick-Soft			
7 Laps at start						
1	2'04.829	20.055	28.617	25.842	17.316	
2	1'31.986	25.459	25.632	24.226	16.669	306.3
3	1'30.969	25.127	25.291	24.019	16.532	306.3
4	1'30.761	24.883	25.337	24.028	16.513	306.3
5	1'30.592	24.805	25.424	23.900	16.463	306.3
6	1'37.481 P	24.757	25.418	23.984	23.322	307.6

Run #	2	Front Tyre Slick-Medium	Rear Tyre Slick-Soft			
15 Laps at start						

13th 72 **Marco BEZZECCHI** DUCATI ITA
Mooney VR46 Racing Team

Runs=2 Total laps=21 Full laps=14

Run #	1	Front Tyre Slick-Medium	Rear Tyre Slick-Soft			
6 Laps at start						
1	2'24.587	23.125	28.924	27.334	17.352	
2	1'33.017	25.949	25.929	24.300	16.839	307.6
3	1'31.631	25.288	25.251	24.107	16.985	307.6
4	1'30.637	24.872	25.239	24.008	16.518	307.6
5	1'30.611	24.870	25.229	23.950	16.562	307.6
6	1'30.389	24.783	25.038	23.987	16.581	307.6
7	1'30.587	24.986	25.214	23.934	16.453	307.6
8	1'32.088	24.796	25.440	24.599	17.253	309.0
9	1'30.859	24.778	25.369	24.101	16.611	306.3
10	1'31.023	25.034	25.288	24.140	16.561	307.6
11	1'52.574 P	30.823*	30.262	25.829	25.660	309.0

Run #	2	Front Tyre Slick-Medium	Rear Tyre Slick-Soft			
6 Laps at start						
12	8'11.301	23.637	28.201	25.068	16.673	
13	1'30.146	24.833	24.984	23.884	16.445	307.6
14	1'34.589	27.076	26.157	24.639	16.717	309.0
15	1'30.111 *	24.747	25.157	23.781*	16.426	310.3
16	1'44.370 P	29.174*	26.802	24.563*	23.831	309.0

Run #	3	Front Tyre Slick-Medium	Rear Tyre Slick-Soft			
5 Laps at start						
17	7'15.583	18.819	26.331	24.315	16.802	
18	1'37.749	26.171	27.743	26.641	17.194	309.0
19	1'40.675 *	26.594*	33.492	24.212	16.377	315.7
20	1'29.623	24.594	24.995	23.714	16.320	310.3
21	1'29.860	24.644	24.997	23.765	16.454	310.3

Fastest Lap: Johann ZARCO Prima Pramac Racing FRA **1'28.964** 24.396 24.634 23.709 16.225

These data/results cannot be reproduced, stored and/or transmitted in whole or in part by any manner of electronic, mechanical, photocopying, recording, broadcasting or otherwise now known or herein after developed without the previous express consent by the copyright owner, except for reproduction in daily press and regular printed publications on sale to the public within 60 days of the event related to those data/results and always provided that copyright symbol appears together as follows below.
© DORNA, 2022



Free Practice Nr. 3

MotoGP

Lap	Lap Time	T1	T2	T3	T4	Speed	Lap	Lap Time	T1	T2	T3	T4	Speed	
14th	49	Fabio DI GIANNANTONI DUCATI ITA Gresini Racing MotoGP						Run #	4	Front Tyre Slick-Medium		Rear Tyre Slick-Soft		
Runs=3 Total laps=20 Full laps=13							4 Laps at start						New Tyre	
Run #	1	Front Tyre Slick-Medium		Rear Tyre Slick-Soft			13	3'38.462	18.270	26.106	24.147	16.564		
7 Laps at start							7 Laps at start							
1	2'18.894	21.183	28.605	25.343	17.118		14	1'30.264	24.822	25.166	23.893	16.383	310.3	
2	1'32.262	25.425	25.732	24.327	16.778	306.3	15	1'29.758	24.599	24.932	23.811	16.416	310.3	
3	1'31.252	25.047	25.487	24.083	16.635	306.3	16	1'29.990	24.661	24.921	23.920	16.488	307.6	
4	1'30.973	24.923	25.426	23.979	16.645	306.3								
5	1'33.242	24.871	25.787	25.513	17.071	306.3								
6	1'30.674	24.802	25.401	23.876	16.595	307.6								
7	1'31.019	25.069	25.576	23.856	16.518	309.0								
8	1'44.250 P	24.992	30.395	25.001	23.862	305.0								
Run #	2	Front Tyre Slick-Medium		Rear Tyre Slick-Soft										
15 Laps at start							15 Laps at start							
9	9'19.565	21.287	28.081	24.687	16.802									
10	1'31.925	25.442	25.580	24.236	16.667	305.0								
11	1'31.434	24.951	25.640	24.194	16.649	303.7								
12	1'30.748	24.736	25.337	24.103	16.572	303.7								
13	1'39.584 P	25.302*	26.187	24.957	23.138	303.7								
Run #	3	Front Tyre Slick-Medium		Rear Tyre Slick-Soft										
New Tyre							New Tyre							
14	6'12.479	19.989	25.996	24.399	16.628									
15	1'30.111	24.746	25.146	23.810	16.409	306.3								
16	1'29.841	24.625	24.973	23.734	16.509	306.3								
17	1'42.733 P	24.917*	26.537	28.912	22.367	305.0								
Run #	4	Front Tyre Slick-Medium		Rear Tyre Slick-Soft										
4 Laps at start							New Tyre							
18	2'43.894	23.863	30.546	24.396	16.604									
19	1'29.979	24.731	25.038	23.796	16.414	309.0								
20	1'29.641	24.624	25.046	23.699	16.272	309.0								
16th	44	Poi ESPARGARO HONDA SPA Repsol Honda Team						Run #	1	Front Tyre Slick-Medium		Rear Tyre Slick-Medium		
Runs=3 Total laps=21 Full laps=10							7 Laps at start						New Tyre	
1	2'07.006	19.504	28.325	25.554	17.312		8	4'50.430 *	17.749	26.960	24.598	17.382*		
2	1'32.461	25.582	25.718	24.218	16.943	305.0	9	1'31.394	25.095	25.392	24.124	16.783	306.3	
3	1'32.632	25.010	25.534	24.877	17.211	305.0	10	1'31.042	24.963	25.335	24.072	16.672	306.3	
4	1'31.055	24.984	25.326	23.967	16.778	305.0	11	1'30.988	24.807	25.458	24.043	16.680	306.3	
5	1'33.474 *	26.987*	25.711	24.027*	16.749	305.0	12	1'37.865 *	27.412*	28.590	25.097*	16.766	306.3	
6	1'30.873	24.804	25.412	23.957	16.700	306.3	13	1'30.923 *	24.922	25.304	23.994*	16.703	307.6	
7	1'40.857 P	24.952	27.789	25.653	22.463	305.0	14	1'36.809 P	24.964	25.436	24.134	22.275	305.0	
Run #	2	Front Tyre Slick-Medium		Rear Tyre Slick-Medium										
12 Laps at start							7 Laps at start							
15	7'46.211	19.691	26.701	24.903	17.193									
16	1'29.966	24.742	25.031	23.683	16.510	309.0								
17	1'40.078 P	24.785	27.534	25.233	22.526	311.6								
Run #	3	Front Tyre Slick-Medium		Rear Tyre Slick-Soft										
New Tyre							New Tyre							
18	4'47.474	27.093	26.383	25.042	20.280									
19	1'42.636	24.950	36.293	24.713	16.680	314.4								
20	1'29.710	24.648	24.999	23.643	16.420	310.3								
21	1'41.809 *	27.788*	31.807	25.223	16.991	309.0								
15th	10	Luca MARINI DUCATI ITA Mooney VR46 Racing Team						Run #	4	Front Tyre Slick-Medium		Rear Tyre Slick-Soft		
Runs=3 Total laps=17 Full laps=11							3 Laps at start						New Tyre	
Run #	1	Front Tyre Slick-Medium		Rear Tyre Slick-Soft										
6 Laps at start							6 Laps at start							
unfinished 18.401														
Run #	2	Front Tyre Slick-Soft		Rear Tyre Slick-Soft										
New Tyre							6 Laps at start							
1	1'37.874	21.494	31.544	26.889	17.947									
2	1'38.071	26.030	29.566	25.210	17.265	303.7								
3	1'32.666	25.512	25.823	24.473	16.858	307.6								
4	1'31.502	25.026	25.657	24.211	16.608	307.6								
5	1'31.235	25.005	25.508	24.134	16.588	309.0								
6	1'30.906 *	24.974	25.338	24.069*	16.525	307.6								
7	1'30.403	24.743	25.104	24.025	16.531	309.0								
8	1'41.103 P	26.492*	27.126	24.573	22.912	307.6								
Run #	3	Front Tyre Slick-Medium		Rear Tyre Slick-Soft										
New Tyre							New Tyre							
9	9'23.055	19.720	26.847	24.345	16.722									
10	1'30.645	24.970	25.267	23.863	16.545	309.0								
11	1'29.684	24.582	24.920	23.801	16.381	309.0								
12	1'44.806 P	31.453	26.097	24.918	22.338	309.0								
17th	21	Franco MORBIDELLI YAMAHA ITA Monster Energy Yamaha MotoGP						Run #	1	Front Tyre Slick-Medium		Rear Tyre Slick-Medium		
Runs=2 Total laps=19 Full laps=12							6 Laps at start							
1	3'02.374	19.739	28.248	25.762	17.759									
2	1'33.053	25.879	25.770	24.476	16.928	301.2								
3	1'31.448	25.382	25.359	24.007	16.700	305.0								
4	1'31.039	25.100	25.288	24.046	16.605	306.3								
5	1'30.750	24.984	25.208	23.996	16.562	307.6								
6	1'30.953 *	24.931*	25.444*	24.019	16.559	307.6								
7	1'30.676	24.871	25.134	24.014	16.657	307.6								
8	1'36.224	27.555	26.324	25.535	16.810	307.6								
9	1'36.801	30.023	25.666	24.463	16.649	305.0								
10	1'31.170 *	24.987	25.308	24.153*	16.722*	305.0								
11	1'30.838	24.949	25.201	24.057	16.631	306.3								

Fastest Lap: Johann ZARCO Prima Pramac Racing FRA **1'28.964** 24.396 24.634 23.709 16.225

These data/results cannot be reproduced, stored and/or transmitted in whole or in part by any manner of electronic, mechanical, photocopying, recording, broadcasting or otherwise now known or herein after developed without the previous express consent by the copyright owner, except for reproduction in daily press and regular printed publications on sale to the public within 60 days of the event related to those data/results and always provided that copyright symbol appears together as follows below.
© DORNA, 2022

Official MotoGP Timing by TISSOT
www.motogp.com



Spielberg, Saturday, August 20, 2022

Free Practice Nr. 3

MotoGP

Lap	Lap Time	T1	T2	T3	T4	Speed	Lap	Lap Time	T1	T2	T3	T4	Speed		
12	1'46.847	P	24.942	30.095	28.339	23.471	306.3	6	1'41.010	P	24.882	26.079	26.777	23.272	305.0
Run # 2	Front Tyre	Slick-Medium		Rear Tyre	Slick-Soft		Run # 2	Front Tyre	Slick-Medium		Rear Tyre	Slick-Soft			
		New Tyre			New Tyre				10 Laps at start			10 Laps at start			
13	8'41.142		20.940	26.274	24.760	16.608	7	7'23.807		18.827	26.707	24.981	17.215		
14	1'30.493		24.794	25.289	24.014	16.396	309.0	8	1'32.155	*	25.201	25.736	24.431*	16.787	300.0
15	1'41.403		24.910	33.565	26.219	16.709	309.0	9	1'31.896		25.288	25.661	24.256	16.691	300.0
16	1'38.858	P	25.159*	25.420*	24.936	23.343	309.0	10	1'31.252	*	24.946	25.345	24.265*	16.696	300.0
Run # 3	Front Tyre	Slick-Medium		Rear Tyre	Slick-Soft		11	1'31.059		24.822	25.409	24.201	16.627	300.0	
		4 Laps at start			New Tyre		12	1'40.611	P	26.173*	27.096	24.637	22.705	301.2	
17	8'39.917		17.811	25.847	24.057	16.537	Run # 3	Front Tyre	Slick-Soft		Rear Tyre	Slick-Soft			
18	1'29.755		24.755	24.806	23.771	16.423	310.3			New Tyre			New Tyre		
19	1'29.857		24.603	25.011	23.838	16.405	309.0	13	8'27.064		21.156	26.749	24.360	16.711	

18th 88 Miguel OLIVEIRA KTM POR
Red Bull KTM Factory Racing

Runs=3 Total laps=21 Full laps=12

Run #	1	Front Tyre	Slick-Hard	Rear Tyre	Slick-Soft		
			1 Laps at start		1 Laps at start		
1	1'58.683		20.348	28.424	25.292	17.333	
2	1'31.591		25.306	25.497	24.076	16.712	306.3
3	1'31.143		25.029	25.486	23.949	16.679	309.0
4	1'30.558		25.041	25.292	23.656	16.569	302.5
5	1'30.164		24.731	25.310	23.698	16.425	303.7
6	1'30.287		24.758	25.288	23.740	16.501	307.6
7	1'36.892	P	24.980*	25.505*	24.052	22.355	306.3

Run #	2	Front Tyre	Slick-Hard	Rear Tyre	Slick-Soft		
			New Tyre		New Tyre		
8	6'27.352		20.195	28.075	24.949	16.954	
9	1'30.600		25.060	25.251	23.890	16.399	306.3
10	1'29.843		24.676	25.093	23.687	16.387	306.3
11	1'30.216		24.718	25.229	23.774	16.495	307.6
12	1'36.546	P	24.368*	25.709	24.312	22.157	306.3

Run #	3	Front Tyre	Slick-Hard	Rear Tyre	Slick-Soft		
			5 Laps at start		5 Laps at start		
13	6'44.372		21.958	26.423	24.164	16.561	
14	1'30.553		24.917	25.316	23.863	16.457	305.0
15	1'30.813	*	25.018*	25.395*	23.867	16.533	305.0
16	1'30.545		24.816	25.356	23.798	16.575	306.3
17	1'36.759	P	24.297*	25.843	24.325	22.294	305.0

Run #	4	Front Tyre	Slick-Hard	Rear Tyre	Slick-Soft		
			10 Laps at start		New Tyre		
18	4'43.568		17.660	26.407	24.828	17.022	
19	1'37.209		24.933	28.820	26.794	16.662	307.6
20	1'29.993	*	24.629	25.117	23.842*	16.405	305.0
21	1'29.821		24.493	25.202	23.761	16.365	305.0

19th 4 Andrea DOVIZIOSO YAMAHA ITA
WithU Yamaha RNF MotoGP Team

Runs=3 Total laps=20 Full laps=10

Run #	1	Front Tyre	Slick-Medium	Rear Tyre	Slick-Soft		
			4 Laps at start		4 Laps at start		
1	1'55.992		19.800	28.694	25.619	17.633	
2	1'33.527	*	26.053	25.994	24.518*	16.962	298.7
3	1'31.884		25.270	25.783	24.133	16.698	303.7
4	1'31.780		25.334	25.412	24.087	16.947	293.8
5	1'30.815		24.908	25.322	24.053	16.532	302.5

20th 73 Alex MARQUEZ HONDA SPA
LCR Honda CASTROL

Runs=3 Total laps=21 Full laps=14

Run #	4	Front Tyre	Slick-Soft	Rear Tyre	Slick-Soft		
			4 Laps at start		New Tyre		
17	2'47.391		18.219	26.082	24.628	16.944	
18	1'30.917		24.895	25.266	24.103	16.653	301.2
19	1'29.845		24.600	25.090	23.695	16.460	303.7
20	1'29.867		24.577	25.145	23.751	16.394	305.0

20th 73 Alex MARQUEZ HONDA SPA
LCR Honda CASTROL

Runs=3 Total laps=21 Full laps=14

Run #	1	Front Tyre	Slick-Medium	Rear Tyre	Slick-Medium		
			7 Laps at start		8 Laps at start		
1	1'54.618		19.412	28.837	26.259	17.862	
2	1'33.709		26.047	26.236	24.307	17.119	303.7
3	1'32.370		25.761	25.869	23.996	16.744	303.7
4	1'31.291		25.172	25.394	24.020	16.705	305.0
5	1'31.167		25.124	25.506	23.908	16.629	306.3
6	1'30.789		24.879	25.250	24.033	16.627	306.3
7	1'41.175	P	27.861*	26.270*	24.708	22.336	305.0

Run #	2	Front Tyre	Slick-Medium	Rear Tyre	Slick-Medium		
			14 Laps at start		15 Laps at start		
8	6'48.773		19.052	27.043	25.758	18.555	
9	1'32.385		25.364	25.692	24.364	16.965	307.6
10	1'31.418		25.030	25.464	24.209	16.715	306.3
11	1'31.021		24.860	25.411	24.089	16.661	305.0
12	1'36.984		24.863	29.548	25.527	17.046	305.0
13	1'31.453		24.969	25.614	24.091	16.779	307.6
14	1'39.334	P	26.720	26.143	24.608	21.863	305.0

Run #	3	Front Tyre	Slick-Medium	Rear Tyre	Slick-Soft		
			New Tyre		New Tyre		
15	6'24.244	*	19.866	26.231*	27.690	17.230	
16	1'30.168		24.793	25.141	23.703	16.531	311.6
17	1'39.886	P	25.336*	28.302	24.057	22.191	310.3

Run #	4	Front Tyre	Slick-Medium	Rear Tyre	Slick-Soft		
			3 Laps at start		New Tyre		
18	4'20.627		24.983	26.205	24.771	20.169	
19	1'44.168		24.939	33.314	29.324	16.591	310.3
20	1'30.227		24.688	25.238	23.921	16.380	311.6
21	1'30.017		24.678	25.098	23.799	16.442	309.0

Fastest Lap: Johann ZARCO Prima Pramac Racing FRA **1'28.964** 24.396 24.634 23.709 16.225

These data/results cannot be reproduced, stored and/or transmitted in whole or in part by any manner of electronic, mechanical, photocopying, recording, broadcasting or otherwise now known or herein after developed without the previous express consent by the copyright owner, except for reproduction in daily press and regular printed publications on sale to the public within 60 days of the event related to those data/results and always provided that copyright symbol appears together as follows below.
© DORNA, 2022



Free Practice Nr. 3

MotoGP

Lap	Lap Time	T1	T2	T3	T4	Speed	Lap	Lap Time	T1	T2	T3	T4	Speed	
21st	6	Stefan BRADL		HONDA		GER	Run #	4	Front Tyre	Slick-Medium	Rear Tyre	Slick-Soft		
		Repsol Honda Team							4 Laps at start				New Tyre	
		Runs=3	Total laps=20	Full laps=12			15	8'47.254	21.735	28.764	27.869	16.751		
	Run #	1	Front Tyre	Slick-Medium	Rear Tyre	Slick-Medium	16	1'30.882	25.047	25.283	24.016	16.536	303.7	
		6 Laps at start				New Tyre	17	1'30.472	24.849	25.162	23.875	16.586	302.5	
	1	1'59.158	19.530	28.997	25.362	17.472								
	2	1'32.481	25.650	25.924	24.113	16.794								
	3	1'31.764	25.487	25.629	23.937	16.711								
	4	1'31.212	25.166	25.551	23.809	16.686								
	5	1'33.645	27.042	25.669	24.057	16.877								
	6	1'40.931 P	26.588	25.785	24.211	24.347								
	Run #	2	Front Tyre	Slick-Medium	Rear Tyre	Slick-Medium								
		12 Laps at start				6 Laps at start								
	7	7'31.962	19.624	26.259	24.660	17.098								
	8	1'31.906	25.357	25.631	24.122	16.796								
	9	1'31.408	25.118	25.392	24.090	16.808								
	10	1'31.676	25.136	25.687	24.034	16.819								
	11	1'41.222 P	25.138	27.249	25.197	23.638								
	Run #	3	Front Tyre	Slick-Medium	Rear Tyre	Slick-Soft								
		New Tyre				New Tyre								
	12	6'52.436	21.969	26.613	24.394	16.947								
	13	1'57.564	25.100			17.187							303.7	
	14	1'31.171 *	25.207*	25.413*	23.916	16.635							303.7	
	15	1'30.649	24.911	25.318	23.798	16.622							303.7	
	16	1'40.552 P	26.165*	26.811	25.212	22.364							303.7	
	Run #	4	Front Tyre	Slick-Medium	Rear Tyre	Slick-Soft								
		5 Laps at start				New Tyre								
	17	3'48.671	19.400	26.049	24.093	16.772								
	18	1'30.492	24.908	25.236	23.717	16.631							307.6	
	19	1'30.026	24.719	25.121	23.659	16.527							306.3	
	20	1'35.215	27.823	25.751	24.620	17.021							306.3	
22nd	40	Darryn BINDER		YAMAHA		RSA	Run #	1	Front Tyre	Slick-Medium	Rear Tyre	Slick-Medium		
		WithU Yamaha RNF MotoGP Team							16 Laps at start				16 Laps at start	
		Runs=3	Total laps=17	Full laps=10										
	1	2'08.000	19.260	30.770	28.103	18.360								
	2	1'35.425	26.707	26.676	24.803	17.239							295.0	
	3	1'35.370	26.132	27.049	25.243	16.946							301.2	
	4	1'33.049	25.585	25.954	24.563	16.947							301.2	
	5	1'32.723	25.515	25.973	24.407	16.828							302.5	
	6	1'32.293	25.308	25.612	24.512	16.861							300.0	
	7	1'38.608 P	25.479	26.014	24.231	22.884							297.5	
	Run #	2	Front Tyre	Slick-Medium	Rear Tyre	Slick-Medium								
		23 Laps at start				23 Laps at start								
	8	6'05.979	19.656	30.282	26.143	17.352								
	9	1'34.126	26.246	26.217	24.820	16.843							301.2	
	10	1'44.141 P	25.780	27.142	25.883	25.336							298.7	
	Run #	3	Front Tyre	Slick-Medium	Rear Tyre	Slick-Soft								
		New Tyre				New Tyre								
	11	7'54.196	21.223	26.457	24.581	16.771								
	12	1'31.518	25.376	25.402	24.103	16.637							302.5	
	13	1'31.344	25.219	25.330	24.177	16.618							301.2	
	14	1'42.616 P	25.546*	28.063*	25.374	23.633							301.2	
23rd	87	Remy GARDNER		KTM		AUS	Run #	1	Front Tyre	Slick-Hard	Rear Tyre	Slick-Medium		
		Tech3 KTM Factory Racing							7 Laps at start				New Tyre	
		Runs=2	Total laps=20	Full laps=16										
	1	2'00.249	19.769	29.321	26.050	19.245								
	2	1'37.505	26.155	26.138	24.656	20.556							301.2	
	3	1'32.359	25.522	25.737	24.350	16.750							302.5	
	4	1'31.248	25.102	25.456	24.081	16.609							302.5	
	5	1'31.024	25.046	25.381	23.998	16.599							301.2	
	6	1'31.004	25.006	25.445	23.979	16.574							302.5	
	7	1'47.004 *	28.803*	29.662*	26.978	21.561							301.2	
	8	1'33.877	25.348	25.837	25.148	17.544							301.2	
	9	1'36.205	25.589	29.324	24.635	16.657							303.7	
		unfinished	24.879	25.409	23.963								301.2	
	Run #	2	Front Tyre	Slick-Hard	Rear Tyre	Slick-Soft								
		New Tyre				New Tyre								
	10	1'36.999	23.020	27.521	25.972	20.486								
	11	1'32.039	25.504	25.487	24.290	16.758							301.2	
	12	1'31.539	25.069	25.422	24.265	16.783							302.5	
	13	1'31.257	25.093	25.349	24.167	16.648							301.2	
	14	1'30.755	24.957	25.226	23.994	16.578							301.2	
	15	1'39.618 P	25.799*	26.462	24.842	22.515							301.2	
	Run #	3	Front Tyre	Slick-Hard	Rear Tyre	Slick-Soft								
		6 Laps at start				New Tyre								
	16	3'22.072	28.568	29.545	27.567	17.282								
	17	1'35.713	25.296	25.663	25.106	19.648							307.6	
	18	1'30.623	24.838	25.337	23.967	16.481							303.7	
	19	1'30.554	24.770	25.271	23.982	16.531							302.5	
24th	25	Raul FERNANDEZ		KTM		SPA	Run #	1	Front Tyre	Slick-Hard	Rear Tyre	Slick-Soft		
		Tech3 KTM Factory Racing							2 Laps at start				2 Laps at start	
		Runs=3	Total laps=21	Full laps=12										
	1	2'07.328	19.907	29.485	25.980	17.604								
	2	1'33.149	26.009	25.961	24.320	16.859							306.3	
	3	1'31.917	25.327	25.669	24.214	16.707							306.3	
	4	1'31.475 *	25.158	25.520	24.080*	16.717							309.0	
	5	1'43.915 P	27.368*	26.117	25.411	25.019							306.3	
	Run #	2	Front Tyre	Slick-Hard	Rear Tyre	Slick-Soft								
		7 Laps at start				7 Laps at start								
	6	7'26.548	20.068	27.184	25.131	17.111								
	7	1'32.578	25.485	25.674	24.498	16.921							302.5	
	8	1'31.853	25.258	25.468	24.329	16.798							303.7	
	9	1'31.675	25.100	25.429	24.345	16.801							303.7	
	10	1'31.789	25.105	25.517	24.354	16.813							303.7	
	11	1'42.724 P	26.643*	27.104	25.741	23.236							305.0	

Fastest Lap: Johann ZARCO Prima Pramac Racing FRA **1'28.964** 24.396 24.634 23.709 16.225

These data/results cannot be reproduced, stored and/or transmitted in whole or in part by any manner of electronic, mechanical, photocopying, recording, broadcasting or otherwise now known or herein after developed without the previous express consent by the copyright owner, except for reproduction in daily press and regular printed publications on sale to the public within 60 days of the event related to those data/results and always provided that copyright symbol appears together as follows below.
© DORNA, 2022



Free Practice Nr. 3

MotoGP

Lap	Lap Time	T1	T2	T3	T4	Speed	Lap	Lap Time	T1	T2	T3	T4	Speed
Run #	3	Front Tyre Slick-Hard New Tyre		Rear Tyre Slick-Soft New Tyre									
12	5'30.491	19.191	28.909	24.519	16.904								
13	2'01.032	25.158			17.814	309.0							
14	1'34.423	26.244	26.489	24.962	16.728	302.5							
15	1'32.224	25.124	25.314	24.075	17.711	306.3							
16	1'31.204	25.012	25.457	24.097	16.638	307.6							
17	1'42.153 P	26.201*	26.959	25.357	23.636	305.0							
Run #	4	Front Tyre Slick-Hard 6 Laps at start		Rear Tyre Slick-Soft New Tyre									
18	3'46.792	28.591	26.966	24.979	16.871								
19	1'44.325	25.079	29.679	32.108	17.459	310.3							
20	1'33.452	25.119	27.522	24.224	16.587	307.6							
21	1'30.832 *	24.931	25.184	23.984*	16.733	306.3							

25th 32 Lorenzo SAVADORI APRILIA ITA
Aprilia Racing

Runs=2 Total laps=10 Full laps=6

Run #	1	Front Tyre Slick-Medium New Tyre		Rear Tyre Slick-Soft 5 Laps at start		
1	2'24.815	26.026	31.542	27.570	17.378	
2	1'33.829	26.152	25.939	24.722	17.016	300.0
3	1'31.988	25.457	25.691	24.030	16.810	298.7
4	1'31.699	25.268	25.562	23.999	16.870	305.0
5	1'44.642 *	24.749*	28.772	32.659	18.462	303.7
	unfinished					303.7
Run #	2	Front Tyre Slick-Medium New Tyre		Rear Tyre Slick-Soft New Tyre		
6	1'37.603 *	22.213*	28.904	27.763	18.723	
7	1'34.384	25.874	26.611	24.989	16.910	302.5
8	1'33.234	25.387	25.518	24.148	18.181	303.7
9	1'47.526 P	26.348	27.312	30.067	23.799	302.5

Fastest Lap: Johann ZARCO Prima Pramac Racing FRA **1'28.964** 24.396 24.634 23.709 16.225

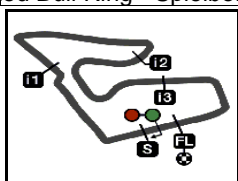
These data/results cannot be reproduced, stored and/or transmitted in whole or in part by any manner of electronic, mechanical, photocopying, recording, broadcasting or otherwise now known or herein after developed without the previous express consent by the copyright owner, except for reproduction in daily press and regular printed publications on sale to the public within 60 days of the event related to those data/results and always provided that copyright symbol appears together as follows below.
© DORNA, 2022

Official MotoGP Timing by TISSOT
www.motogp.com

Spielberg, Saturday, August 20, 2022

Page 8 of 8





4348 m.

CryptoDATA MOTORRAD GRAND PRIX VON ÖSTERREICH

Free Practice Nr. 3

Best Partial Times

MotoGP™

IT Ideal Lap Time, sum of the best partial times

BT Best Lap Time

T1		T2		T3		T4				IT		BT	
Pos	Rider	Time	Rider	Time	Rider	Time	Rider	Time	Pos	Rider	IT	BT	
1	J.MARTIN	24.312	J.ZARCO	24.634	A.ESPARGARO	23.455	J.ZARCO	16.225	1	J.ZARCO	1'28.964	1'28.964	(1)
2	M.VIÑALES	24.358	F.QUARTARARO	24.751	B.BINDER	23.528	F.QUARTARARO	16.266	2	F.QUARTARAR	1'29.070	1'29.117	(2)
3	F.QUARTARARO	24.374	E.BASTIANINI	24.760	J.MARTIN	23.537	F.DI GIANNANTO	16.272	3	J.MARTIN	1'29.209	1'29.324	(4)
4	J.ZARCO	24.396	J.MILLER	24.781	J.MILLER	23.602	T.NAKAGAMI	16.291	4	J.MILLER	1'29.214	1'29.280	(3)
5	M.OLIVEIRA	24.493	F.MORBIDELLI	24.806	P.ESPARGARO	23.643	F.BAGNAIA	16.308	5	M.VIÑALES	1'29.293	1'29.523	(9)
6	E.BASTIANINI	24.500	M.VIÑALES	24.821	A.RINS	23.656	J.MILLER	16.316	6	F.BAGNAIA	1'29.363	1'29.377	(5)
7	T.NAKAGAMI	24.506	F.BAGNAIA	24.826	M.OLIVEIRA	23.656	M.BEZZECCHI	16.320	7	T.NAKAGAMI	1'29.393	1'29.585	(12)
8	J.MILLER	24.515	J.MIR	24.855	S.BRADL	23.659	B.BINDER	16.328	8	E.BASTIANINI	1'29.404	1'29.457	(6)
9	F.BAGNAIA	24.516	T.NAKAGAMI	24.890	F.QUARTARARO	23.679	A.RINS	16.343	9	J.MIR	1'29.468	1'29.538	(10)
10	J.MIR	24.524	L.MARINI	24.920	A.DOVIZIOSO	23.695	E.BASTIANINI	16.351	10	A.RINS	1'29.473	1'29.473	(7)
11	A.RINS	24.528	A.ESPARGARO	24.933	F.DI GIANNANTO	23.699	J.MIR	16.357	11	A.ESPARGAR	1'29.519	1'29.540	(11)
12	A.DOVIZIOSO	24.577	A.RINS	24.946	A.MARQUEZ	23.703	J.MARTIN	16.361	12	B.BINDER	1'29.521	1'29.521	(8)
13	L.MARINI	24.582	A.DOVIZIOSO	24.963	T.NAKAGAMI	23.706	M.OLIVEIRA	16.365	13	F.DI GIANNAN	1'29.568	1'29.641	(14)
14	B.BINDER	24.582	F.DI GIANNANTO	24.973	J.ZARCO	23.709	A.MARQUEZ	16.380	14	F.MORBIDELLI	1'29.576	1'29.755	(17)
15	M.BEZZECCHI	24.594	M.BEZZECCHI	24.984	F.BAGNAIA	23.713	L.MARINI	16.381	15	M.OLIVEIRA	1'29.607	1'29.821	(18)
16	F.MORBIDELLI	24.603	P.ESPARGARO	24.999	M.BEZZECCHI	23.714	M.VIÑALES	16.388	16	M.BEZZECCHI	1'29.612	1'29.623	(13)
17	F.DI GIANNANTO	24.624	J.MARTIN	24.999	M.VIÑALES	23.726	A.DOVIZIOSO	16.394	17	A.DOVIZIOSO	1'29.629	1'29.845	(19)
18	P.ESPARGARO	24.648	B.BINDER	25.083	J.MIR	23.732	F.MORBIDELLI	16.396	18	L.MARINI	1'29.684	1'29.684	(15)
19	A.MARQUEZ	24.678	M.OLIVEIRA	25.093	F.MORBIDELLI	23.771	P.ESPARGARO	16.420	19	P.ESPARGAR	1'29.710	1'29.710	(16)
20	A.ESPARGARO	24.693	A.MARQUEZ	25.098	E.BASTIANINI	23.793	A.ESPARGARO	16.438	20	A.MARQUEZ	1'29.859	1'30.017	(20)
21	S.BRADL	24.719	S.BRADL	25.121	L.MARINI	23.801	R.GARDNER	16.481	21	S.BRADL	1'30.026	1'30.026	(21)
22	R.GARDNER	24.770	D.BINDER	25.162	D.BINDER	23.875	S.BRADL	16.527	22	D.BINDER	1'30.422	1'30.472	(22)
23	D.BINDER	24.849	R.FERNANDEZ	25.184	R.GARDNER	23.963	D.BINDER	16.536	23	R.GARDNER	1'30.440	1'30.554	(23)
24	R.FERNANDEZ	24.931	R.GARDNER	25.226	L.SAVADORI	23.999	R.FERNANDEZ	16.587	24	R.FERNANDEZ	1'30.777	1'31.204	(24)


These data/results cannot be reproduced, stored and/or transmitted in whole or in part by any manner of electronic, mechanical, photocopying, recording, broadcasting or otherwise now known or herein after developed without the previous express consent by the copyright owner, except for reproduction in daily press and regular printed publications on sale to the public within 60 days of the event related to those data/results and always provided that copyright symbol appears together as follows below.

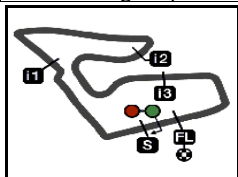
© DORNA, 2022

Official MotoGP Timing by TISSOT
www.motogp.com



ed Bull Ring - Spielberg

Results and timing service provided by  **TISSOT**



4348 m.

CryptoDATA MOTORRAD GRAND PRIX VON ÖSTERREICH

Free Practice Nr. 3

Best Partial Times

MotoGP™

IT Ideal Lap Time, sum of the best partial times

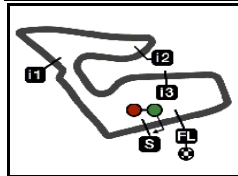
BT Best Lap Time

		T1		T2		T3		T4				
<i>Pos</i>	<i>Rider</i>	<i>Time</i>	<i>Rider</i>	<i>Time</i>	<i>Rider</i>	<i>Time</i>	<i>Rider</i>	<i>Time</i>	<i>Pos</i>	<i>Rider</i>	<i>IT</i>	<i>BT</i>
	25.L.SAVADORI	25.268	L.SAVADORI	25.518	R.FERNANDEZ	24.075	L.SAVADORI	16.810	25	L.SAVADORI	1'31.595	1'31.699 (25)

These data/results cannot be reproduced, stored and/or transmitted in whole or in part by any manner of electronic, mechanical, photocopying, recording, broadcasting or otherwise now known or herein after developed without the previous express consent by the copyright owner, except for reproduction in daily press and regular printed publications on sale to the public within 60 days of the event related to those data/results and always provided that copyright symbol appears together as follows below.
© DORNA, 2022

Official MotoGP Timing by **TISSOT**
www.motogp.com





4348 m.

CryptoDATA MOTORRAD GRAND PRIX VON ÖSTERREICH**Free Practice Nr. 3****Fastest Laps Sequence**

<i>Practice Time</i>	 <i>Rider</i>	<i>Nation</i>	<i>Motorcycle</i>	<i>Time</i>	<i>Km/h</i>	<i>Rider's Lap</i>
3'22.727	5 Johann ZARCO	FRA	DUCATI	1'33.149	168.0	2
3'27.219	33 Brad BINDER	RSA	KTM	1'33.091	168.1	2
3'27.697	36 Joan MIR	SPA	SUZUKI	1'33.059	168.2	2
3'28.362	89 Jorge MARTIN	SPA	DUCATI	1'32.304	169.5	2
3'30.274	88 Miguel OLIVEIRA	POR	KTM	1'31.591	170.8	2
4'53.340	5 Johann ZARCO	FRA	DUCATI	1'30.613	172.7	3
6'23.510	5 Johann ZARCO	FRA	DUCATI	1'30.170	173.5	4
7'53.452	5 Johann ZARCO	FRA	DUCATI	1'29.942	174.0	5
20'37.113	88 Miguel OLIVEIRA	POR	KTM	1'29.843	174.2	10
22'16.417	36 Joan MIR	SPA	SUZUKI	1'29.811	174.2	11
26'41.554	43 Jack MILLER	AUS	DUCATI	1'29.787	174.3	13
31'51.238	23 Enea BASTIANINI	ITA	DUCATI	1'29.508	174.8	14
35'19.734	43 Jack MILLER	AUS	DUCATI	1'29.280	175.3	16
37'08.312	20 Fabio QUARTARARO	FRA	YAMAHA	1'29.268	175.3	18
43'52.608	20 Fabio QUARTARARO	FRA	YAMAHA	1'29.117	175.6	21
45'41.937	5 Johann ZARCO	FRA	DUCATI	1'28.964	175.9	22

These data/results cannot be reproduced, stored and/or transmitted in whole or in part by any manner of electronic, mechanical, photocopying, recording, broadcasting or otherwise now known or herein after developed without the previous express consent by the copyright owner, except for reproduction in daily press and regular printed publications on sale to the public within 60 days of the event related to those data/results and always provided that copyright symbol appears together as follows below.

© DORNA, 2022

Official MotoGP Timing by TISSOT
www.motogp.com

Spielberg, Saturday, August 20, 2022

