

4348 m.

CryptoDATA MOTORRAD GRAND PRIX VON ÖSTERREICH

Free Practice Nr. 4

Classification

14

|  | Rider | Nation | Team | Motorcycle | Time | Lap | Total | Gap | Top Speed |
|---|--------------------------|--------|------------------------------|------------|-----------------|-----|-------|-------------|--------------|
| 1 | 23 Enea BASTIANINI | ITA | Gresini Racing MotoGP | DUCATI | 1'29.731 | 7 | 15 | | 315.7 |
| 2 | 10 Luca MARINI | ITA | Mooney VR46 Racing Team | DUCATI | 1'29.825 | 10 | 15 | 0.094 0.094 | 311.6 |
| 3 | 63 Francesco BAGNAIA | ITA | Ducati Lenovo Team | DUCATI | 1'29.862 | 5 | 13 | 0.131 0.037 | 313.0 |
| 4 | 20 Fabio QUARTARARO | FRA | Monster Energy Yamaha MotoGP | YAMAHA | 1'29.868 | 14 | 16 | 0.137 0.006 | 307.6 |
| 5 | 72 Marco BEZZECCHI | ITA | Mooney VR46 Racing Team | DUCATI | 1'29.941 | 5 | 15 | 0.210 0.073 | 311.6 |
| 6 | 5 Johann ZARCO | FRA | Prima Pramac Racing | DUCATI | 1'30.003 | 4 | 16 | 0.272 0.062 | 311.6 |
| 7 | 36 Joan MIR | SPA | Team SUZUKI ECSTAR | SUZUKI | 1'30.038 | 11 | 15 | 0.307 0.035 | 309.0 |
| 8 | 89 Jorge MARTIN | SPA | Prima Pramac Racing | DUCATI | 1'30.228 | 7 | 16 | 0.497 0.190 | 310.3 |
| 9 | 88 Miguel OLIVEIRA | POR | Red Bull KTM Factory Racing | KTM | 1'30.282 | 4 | 17 | 0.551 0.054 | 309.0 |
| 10 | 41 Aleix ESPARGARO | SPA | Aprilia Racing | APRILIA | 1'30.359 | 3 | 14 | 0.628 0.077 | 311.6 |
| 11 | 42 Alex RINS | SPA | Team SUZUKI ECSTAR | SUZUKI | 1'30.374 | 11 | 15 | 0.643 0.015 | 307.6 |
| 12 | 49 Fabio DI GIANNANTONIO | ITA | Gresini Racing MotoGP | DUCATI | 1'30.386 | 12 | 16 | 0.655 0.012 | 310.3 |
| 13 | 73 Alex MARQUEZ | SPA | LCR Honda CASTROL | HONDA | 1'30.391 | 5 | 15 | 0.660 0.005 | 309.0 |
| 14 | 43 Jack MILLER | AUS | Ducati Lenovo Team | DUCATI | 1'30.546 | 8 | 19 | 0.815 0.155 | 313.0 |
| 15 | 21 Franco MORBIDELLI | ITA | Monster Energy Yamaha MotoGP | YAMAHA | 1'30.568 | 5 | 17 | 0.837 0.022 | 309.0 |
| 16 | 12 Maverick VIÑALES | SPA | Aprilia Racing | APRILIA | 1'30.573 | 7 | 17 | 0.842 0.005 | 309.0 |
| 17 | 44 Pol ESPARGARO | SPA | Repsol Honda Team | HONDA | 1'30.717 | 16 | 16 | 0.986 0.144 | 309.0 |
| 18 | 4 Andrea DOVIZIOSO | ITA | WithU Yamaha RNF MotoGP Tea | YAMAHA | 1'30.744 | 14 | 15 | 1.013 0.027 | 305.0 |
| 19 | 30 Takaaki NAKAGAMI | JPN | LCR Honda IDEMITSU | HONDA | 1'30.772 | 9 | 17 | 1.041 0.028 | 310.3 |
| 20 | 40 Darryn BINDER | RSA | WithU Yamaha RNF MotoGP Tea | YAMAHA | 1'31.069 | 3 | 15 | 1.338 0.297 | 305.0 |
| 21 | 33 Brad BINDER | RSA | Red Bull KTM Factory Racing | KTM | 1'31.172 | 10 | 14 | 1.441 0.103 | 311.6 |
| 22 | 6 Stefan BRADL | GER | Repsol Honda Team | HONDA | 1'31.202 | 3 | 13 | 1.471 0.030 | 307.6 |
| 23 | 32 Lorenzo SAVADORI | ITA | Aprilia Racing | APRILIA | 1'31.573 | 3 | 12 | 1.842 0.371 | 307.6 |
| 24 | 25 Raul FERNANDEZ | SPA | Tech3 KTM Factory Racing | KTM | 1'31.602 | 13 | 14 | 1.871 0.029 | 306.3 |
| 25 | 87 Remy GARDNER | AUS | Tech3 KTM Factory Racing | KTM | 1'31.774 | 7 | 15 | 2.043 0.172 | 305.0 |

Practice condition: Dry

Air: 20°

Humidity: 71%

Ground: 24°

| | | | | |
|-----------------------------|--------|-------------------------|-----------------|------------|
| Fastest Lap: | Lap: 7 | Enea BASTIANINI | 1'29.731 | 174.4 Km/h |
| Best Race Lap: | | New track layout | | |
| All Time Lap Record: | 2022 | Johann ZARCO | 1'28.964 | 175.9 Km/h |

The results are provisional until the end of the limit for protest and appeals.

Time limit for protest expires 30' after publication of the results - Time:

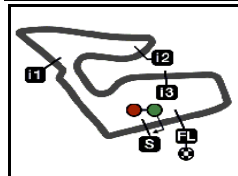
These data/results cannot be reproduced, stored and/or transmitted in whole or in part by any manner of electronic, mechanical, photocopying, recording, broadcasting or otherwise now known or herein after developed without the previous express consent by the copyright owner, except for reproduction in daily press and regular printed publications on sale to the public within 60 days of the event related to those data/results and always provided that copyright symbol appears together as follows below.

© DORNA, 2022

Official MotoGP Timing by TISSOT
www.motogp.com

Spielberg, Saturday, August 20, 2022





4348 m.

CryptoDATA MOTORRAD GRAND PRIX VON ÖSTERREICH**Free Practice Nr. 4****Top Speed & Average****15**

| <i>Rider</i> | <i>Nation</i> | <i>Motorcycle</i> | <i>Top 5 speeds</i> | | | | | <i>Average</i> | <i>Top</i> |
|---------------------------------|---------------|-------------------|---------------------|-------|-------|-------|-------|----------------|--------------|
| 23 Enea BASTIANINI | ITA | DUCATI | 315.7 | 315.7 | 314.4 | 314.4 | 314.4 | 314.9 | 315.7 |
| 43 Jack MILLER | AUS | DUCATI | 313.0 | 313.0 | 313.0 | 313.0 | 311.6 | 312.4 | 313.0 |
| 63 Francesco BAGNAIA | ITA | DUCATI | 313.0 | 313.0 | 313.0 | 311.6 | 311.6 | 312.3 | 313.0 |
| 5 Johann ZARCO | FRA | DUCATI | 311.6 | 311.6 | 310.3 | 310.3 | 309.0 | 309.7 | 311.6 |
| 10 Luca MARINI | ITA | DUCATI | 311.6 | 311.6 | 311.6 | 311.6 | 310.3 | 311.2 | 311.6 |
| 33 Brad BINDER | RSA | KTM | 311.6 | 310.3 | 310.3 | 310.3 | 309.0 | 309.7 | 311.6 |
| 41 Aleix ESPARGARO | SPA | APRILIA | 311.6 | 310.3 | 310.3 | 310.3 | 309.0 | 309.8 | 311.6 |
| 72 Marco BEZZECCHI | ITA | DUCATI | 311.6 | 311.6 | 311.6 | 310.3 | 310.3 | 310.8 | 311.6 |
| 30 Takaaki NAKAGAMI | JPN | HONDA | 310.3 | 309.0 | 309.0 | 307.6 | 306.3 | 307.4 | 310.3 |
| 49 Fabio DI GIANNANTONIO | ITA | DUCATI | 310.3 | 309.0 | 307.6 | 307.6 | 307.6 | 308.1 | 310.3 |
| 89 Jorge MARTIN | SPA | DUCATI | 310.3 | 310.3 | 307.6 | 307.6 | 307.6 | 308.4 | 310.3 |
| 12 Maverick VIÑALES | SPA | APRILIA | 309.0 | 309.0 | 306.3 | 306.3 | 306.3 | 306.8 | 309.0 |
| 21 Franco MORBIDELLI | ITA | YAMAHA | 309.0 | 307.6 | 307.6 | 307.6 | 307.6 | 307.8 | 309.0 |
| 36 Joan MIR | SPA | SUZUKI | 309.0 | 307.6 | 307.6 | 307.6 | 307.6 | 307.8 | 309.0 |
| 44 Pol ESPARGARO | SPA | HONDA | 309.0 | 307.6 | 307.6 | 307.6 | 307.6 | 307.8 | 309.0 |
| 73 Alex MARQUEZ | SPA | HONDA | 309.0 | 309.0 | 307.6 | 307.6 | 307.6 | 308.0 | 309.0 |
| 88 Miguel OLIVEIRA | POR | KTM | 309.0 | 307.6 | 306.3 | 306.3 | 306.3 | 306.7 | 309.0 |
| 6 Stefan BRADL | GER | HONDA | 307.6 | 307.6 | 307.6 | 307.6 | 307.6 | 307.6 | 307.6 |
| 20 Fabio QUARTARARO | FRA | YAMAHA | 307.6 | 306.3 | 306.3 | 306.3 | 306.3 | 306.6 | 307.6 |
| 32 Lorenzo SAVADORI | ITA | APRILIA | 307.6 | 306.3 | 306.3 | 306.3 | 305.0 | 305.8 | 307.6 |
| 42 Alex RINS | SPA | SUZUKI | 307.6 | 307.6 | 307.6 | 306.3 | 306.3 | 306.8 | 307.6 |
| 25 Raul FERNANDEZ | SPA | KTM | 306.3 | 305.0 | 305.0 | 305.0 | 305.0 | 305.1 | 306.3 |
| 4 Andrea DOVIZIOSO | ITA | YAMAHA | 305.0 | 303.7 | 302.5 | 302.5 | 302.5 | 302.8 | 305.0 |
| 40 Darryn BINDER | RSA | YAMAHA | 305.0 | 305.0 | 305.0 | 305.0 | 305.0 | 305.0 | 305.0 |
| 87 Remy GARDNER | AUS | KTM | 305.0 | 303.7 | 303.7 | 303.7 | 303.7 | 304.0 | 305.0 |

These data/results cannot be reproduced, stored and/or transmitted in whole or in part by any manner of electronic, mechanical, photocopying, recording, broadcasting or otherwise now known or herein after developed without the previous express consent by the copyright owner, except for reproduction in daily press and regular printed publications on sale to the public within 60 days of the event related to those data/results and always provided that copyright symbol appears together as follows below.

© DORNA, 2022

Official MotoGP Timing by TISSOT
www.motogp.com



Spielberg, Saturday, August 20, 2022

CryptoDATA MOTORRAD GRAND PRIX VON ÖSTERREICH

Free Practice Nr. 4

Chronological Analysis of Performances

16

* Lap / Sector time cancelled

T1 Time from finish line to 1st intermedate

T3 Time from 2nd intermed. to 3rd intermed.

P Crossing the finish line in pit lane

T2 Time from 1st intermed. to 2nd intermed.

T4 Time from 3rd intermedate to finish line

**Tyre data subject to further updates

| Lap | Lap Time | T1 | T2 | T3 | T4 | Speed | Lap | Lap Time | T1 | T2 | T3 | T4 | Speed | | |
|------------|-----------------|--|---------------|------------------|---------------|--------------|-------------------|-----------------|------------------|--|------------------|---------------|--------------|--|--|
| 1st | 23 | Enea BASTIANINI DUCATI ITA Gresini Racing MotoGP | | | | | | 3rd | 63 | Francesco BAGNAIA DUCATI ITA Ducati Lenovo Team | | | | | |
| | | Runs=1 | Total laps=15 | Full laps=10 | | | | | Runs=1 | Total laps=14 | Full laps=9 | | | | |
| Run # | 1 | Front Tyre | Slick-Hard | Rear Tyre | Slick-Medium | | Run # | 1 | Front Tyre | Slick-Hard | Rear Tyre | Slick-Medium | | | |
| | | New Tyre | | New Tyre | | | | | 8 Laps at start | | New Tyre | | | | |
| 1 | 2'17.863 | 19.989 | 27.517 | 25.313 | 16.969 | | 1 | 2'36.510 | 19.573 | 26.574 | 24.811 | 16.883 | | | |
| 2 | 1'30.797 | 24.969 | 25.124 | 24.230 | 16.474 | 313.0 | 2 | 1'30.703 | 25.002 | 25.111 | 24.123 | 16.467 | 310.3 | | |
| 3 | 1'33.643 | 24.732 | 24.973 | 24.069 | 19.869 | 315.7 | 3 | 1'30.460 | 24.741 | 25.119 | 24.107 | 16.493 | 313.0 | | |
| 4 | 1'30.154 | 24.719 | 25.053 | 23.875 | 16.507 | 315.7 | 4 | 1'30.482 | 24.888 | 25.108 | 23.862 | 16.624 | 313.0 | | |
| 5 | 1'30.002 | 24.685 | 24.832 | 24.005 | 16.480 | 313.0 | 5 | 1'29.862 | 24.583 | 24.981 | 23.933 | 16.365 | 311.6 | | |
| 6 | 1'39.799 | 28.047 | 30.996 | 24.284 | 16.472 | 314.4 | 6 | 1'31.738 | 25.637 | 25.390 | 24.137 | 16.574 | 313.0 | | |
| 7 | 1'29.731 | 24.575 | 24.875 | 23.932 | 16.349 | 314.4 | 7 | 1'30.406 | 24.663 | 25.258 | 24.042 | 16.443 | 310.3 | | |
| 8 | 1'38.519 P | 25.567 | 25.174 | 24.095 | 23.683 | 314.4 | 8 | 1'30.300 * | 24.631 | 25.106 | 24.065* | 16.498* | 309.0 | | |
| | | 8 Laps at start | | 6 Laps at start | | | 9 | 1'30.035 | 24.443 | 25.167 | 24.020 | 16.405 | 310.3 | | |
| Run # | 2 | Front Tyre | Slick-Hard | Rear Tyre | Slick-Soft | | unfinished | 24.448 | 25.110 | 24.014 | | 310.3 | | | |
| | | 8 Laps at start | | 6 Laps at start | | | Run # | 2 | Front Tyre | Slick-Hard | Rear Tyre | Slick-Medium | | | |
| 9 | 7'52.808 | 19.283 | 26.791 | 24.670 | 16.630 | | | 6 Laps at start | | 15 Laps at start | | | | | |
| 10 | 1'30.380 | 24.644 | 24.972 | 24.253 | 16.511 | 311.6 | 10 | 1'33.402 * | 20.598 | 29.028 | 26.508 | 17.268* | | | |
| 11 | 1'30.168 | 24.640 | 24.916 | 24.127 | 16.485 | 311.6 | 11 | 1'32.740 * | 25.363 | 25.836 | 24.624 | 16.917* | 311.6 | | |
| 12 | 1'35.239 * | 24.676* | 25.980 | 25.522 | 19.061 | 313.0 | 12 | 1'35.852 | 24.772 | 29.862 | 24.530 | 16.688 | 306.3 | | |
| 13 | 1'30.592 | 24.707 | 25.085 | 24.349 | 16.451 | 313.0 | 13 | 1'31.446 * | 24.930* | 25.488 | 24.248 | 16.780 | 311.6 | | |
| 14 | 1'30.189 | 24.543 | 25.061 | 24.165 | 16.420 | 311.6 | | | | | | | | | |
| 15 | 1'33.922 * | 26.850* | 25.689 | 24.647 | 16.736 | 311.6 | | | | | | | | | |
| 2nd | 10 | Luca MARINI DUCATI ITA Mooney VR46 Racing Team | | | | | | 4th | 20 | Fabio QUARTARARO YAMAHA FRA Monster Energy Yamaha MotoGP | | | | | |
| | | Runs=2 | Total laps=15 | Full laps=9 | | | | | Runs=1 | Total laps=16 | Full laps=9 | | | | |
| Run # | 1 | Front Tyre | Slick-Hard | Rear Tyre | Slick-Soft | | Run # | 1 | Front Tyre | Slick-Hard | Rear Tyre | Slick-Medium | | | |
| | | New Tyre | | 14 Laps at start | | | | | 16 Laps at start | | 16 Laps at start | | | | |
| 1 | 1'47.916 | 20.230 | 29.001 | 26.169 | 17.697 | | 1 | 2'31.144 | 19.111 | 27.962 | 25.760 | 17.423 | | | |
| 2 | 1'34.393 | 26.471 | 26.485 | 24.601 | 16.836 | 303.7 | 2 | 1'33.029 * | 25.369* | 26.144 | 24.549 | 16.967 | 305.0 | | |
| 3 | 1'31.906 | 25.053 | 25.521 | 24.190 | 17.142 | 309.0 | 3 | 1'31.411 | 25.023 | 25.415 | 24.295 | 16.678 | 305.0 | | |
| 4 | 1'31.384 | 25.164 | 25.500 | 24.155 | 16.565 | 309.0 | 4 | 1'30.891 * | 24.861* | 25.285 | 24.122 | 16.623 | 305.0 | | |
| 5 | 1'30.564 | 24.928 | 25.155 | 24.028 | 16.453 | 307.6 | 5 | 1'30.659 | 24.783 | 25.272 | 24.063 | 16.541 | 306.3 | | |
| 6 | 1'34.079 | 24.869 | 25.183 | 24.311 | 19.716 | 309.0 | 6 | 1'33.226 | 27.015 | 25.516 | 24.001 | 16.694 | 305.0 | | |
| 7 | 1'38.175 P | 25.053 | 25.651 | 24.497 | 22.974 | 307.6 | 7 | 1'30.681 | 24.760 | 25.340 | 23.940 | 16.641 | 306.3 | | |
| Run # | 2 | Front Tyre | Slick-Hard | Rear Tyre | Slick-Medium | | 8 | 1'40.884 * | 24.721 | 32.920 | 25.844* | 17.399 | 305.0 | | |
| | | 7 Laps at start | | New Tyre | | | 9 | 1'31.403 | 24.906 | 25.534 | 24.253 | 16.710 | 303.7 | | |
| 8 | 6'32.148 | 19.572 | 29.342 | 24.915 | 16.885 | | 10 | 1'37.075 P | 24.750 | 25.392 | 24.141* | 22.792 | 303.7 | | |
| 9 | 1'32.042 | 24.909 | 26.427 | 24.201 | 16.505 | 310.3 | Run # | 2 | Front Tyre | Slick-Hard | Rear Tyre | Slick-Soft | | | |
| 10 | 1'29.825 | 24.589 | 24.939 | 23.920 | 16.377 | 310.3 | | | 5 Laps at start | | 3 Laps at start | | | | |
| 11 | 1'30.072 | 24.820 | 24.820 | 24.113 | 16.319 | 311.6 | 11 | 6'27.569 | 18.074 | 26.902 | 24.886 | 16.796 | | | |
| 12 | 1'34.480 | 24.992 | 25.230 | 24.874 | 19.384 | 311.6 | 12 | 1'31.417 * | 24.881* | 25.685 | 24.315* | 16.536 | 307.6 | | |
| 13 | 1'31.139 * | 24.863 | 25.231 | 24.025* | 17.020 | 311.6 | 13 | 1'30.139 | 24.639 | 25.016 | 24.061 | 16.423 | 306.3 | | |
| 14 | 1'29.913 * | 24.603 | 25.039 | 23.821* | 16.450 | 311.6 | 14 | 1'29.868 | 24.534 | 24.953 | 23.912 | 16.469 | 306.3 | | |
| 15 | 1'36.497 P | 24.657 | 25.115 | 24.245 | 22.480 | 307.6 | 15 | 1'32.408 | 24.463 | 26.946 | 24.312 | 16.687 | 305.0 | | |

Fastest Lap: Enea BASTIANINI Gresini Racing MotoGP ITA **1'29.731** 24.575 24.875 23.932 16.349

These data/results cannot be reproduced, stored and/or transmitted in whole or in part by any manner of electronic, mechanical, photocopying, recording, broadcasting or otherwise now known or herein after developed without the previous express consent by the copyright owner, except for reproduction in daily press and regular printed publications on sale to the public within 60 days of the event related to those data/results and always provided that copyright symbol appears together as follows below.
© DORNA, 2022



Free Practice Nr. 4

MotoGP

| Lap | Lap Time | T1 | T2 | T3 | T4 | Speed | Lap | Lap Time | T1 | T2 | T3 | T4 | Speed |
|--|------------|------------|------------|-----------|--------------|-------|--|------------|------------|------------|-----------|--------------|-------|
| 16 | 1'30.207 | 24.568 | 25.170 | 23.989 | 16.480 | 305.0 | 5 | 1'30.816 | 24.887 | 25.329 | 24.065 | 16.535 | 306.3 |
| 5th 72 Marco BEZZECCHI DUCATI ITA Mooney VR46 Racing Team | | | | | | | 6 | 1'32.891 * | 25.511* | 26.393 | 24.331 | 16.656 | 306.3 |
| Runs=1 Total laps=15 Full laps=12 | | | | | | | 7 | 1'40.346 P | 24.998 | 25.382 | 25.530 | 24.436 | 305.0 |
| Run # | 1 | Front Tyre | Slick-Hard | Rear Tyre | Slick-Soft | | Run # | 2 | Front Tyre | Slick-Hard | Rear Tyre | Slick-Soft | |
| New Tyre | | | | | | | 7 Laps at start | | | | | | |
| 5 Laps at start | | | | | | | 5 Laps at start | | | | | | |
| 1 | 1'56.642 | 19.863 | 28.332 | 25.480 | 17.174 | | 8 | 7'38.031 | 18.989 | 26.637 | 24.601 | 16.831 | |
| 2 | 1'31.714 | 25.339 | 25.439 | 24.344 | 16.592 | 309.0 | 9 | 1'30.800 | 24.948 | 25.261 | 24.119 | 16.472 | 306.3 |
| 3 | 1'30.830 | 25.119 | 25.202 | 23.996 | 16.513 | 310.3 | 10 | 1'31.236 | 25.243 | 25.505 | 23.993 | 16.495 | 307.6 |
| 4 | 1'30.321 | 24.823 | 25.057 | 23.872 | 16.569 | 311.6 | 11 | 1'30.038 | 24.631 | 24.961 | 23.839 | 16.607 | 307.6 |
| 5 | 1'29.941 | 24.641 | 25.025 | 23.831 | 16.444 | 310.3 | 12 | 1'30.233 | 24.702 | 25.119 | 23.903 | 16.509 | 307.6 |
| 6 | 1'30.024 | 24.691 | 25.104 | 23.878 | 16.351 | 311.6 | 13 | 1'30.143 | 24.675 | 25.047 | 23.876 | 16.545 | 309.0 |
| 7 | 1'30.319 | 24.598 | 25.209 | 24.064 | 16.448 | 311.6 | 14 | 1'30.407 | 24.607 | 25.161 | 24.003 | 16.636 | 306.3 |
| 8 | 1'30.462 | 24.593 | 25.246 | 24.081 | 16.542 | 310.3 | 15 | 1'49.362 P | 30.734* | 27.681 | 25.549 | 25.398 | 306.3 |
| 9 | 1'30.611 | 24.735 | 25.264 | 24.106 | 16.506 | 309.0 | 8th 89 Jorge MARTIN DUCATI SPA Prima Pramac Racing | | | | | | |
| 10 | 1'30.593 | 24.650 | 25.247 | 24.239 | 16.457 | 309.0 | Runs=1 Total laps=16 Full laps=6 | | | | | | |
| 11 | 1'30.697 * | 24.578 | 25.187 | 24.196* | 16.736* | 309.0 | Run # | 1 | Front Tyre | Slick-Hard | Rear Tyre | Slick-Medium | |
| 12 | 1'30.427 | 24.688 | 25.171 | 24.047 | 16.521 | 309.0 | 7 Laps at start | | | | | | |
| 13 | 1'32.723 | 26.134 | 25.512 | 24.421 | 16.656 | 310.3 | New Tyre | | | | | | |
| 14 | 1'31.068 | 24.850 | 25.323 | 24.253 | 16.642 | 310.3 | 1 | 2'19.633 | 18.394 | 26.669 | 24.959 | 17.053 | |
| 15 | 1'58.720 P | 31.244 | 34.484 | 26.379 | 26.613 | 309.0 | 2 | 1'30.765 | 24.744 | 25.325 | 23.991 | 16.705 | 306.3 |
| 6th 5 Johann ZARCO DUCATI FRA Prima Pramac Racing | | | | | | | 3 | 1'30.363 | 24.788 | 25.167 | 23.795 | 16.613 | 307.6 |
| Runs=1 Total laps=16 Full laps=12 | | | | | | | 4 | 1'36.271 | 24.655 | 25.295 | 23.833 | 22.488 | 307.6 |
| Run # | 1 | Front Tyre | Slick-Soft | Rear Tyre | Slick-Medium | | 5 | 1'30.968 * | 24.861* | 25.363 | 23.766 | 16.978 | 305.0 |
| 7 Laps at start | | | | | | | New Tyre | | | | | | |
| 1 | 2'46.104 | 19.592 | 27.879 | 25.304 | 16.907 | | 6 | 1'31.523 | 24.680 | 25.436 | 24.370 | 17.037 | 310.3 |
| 2 | 1'31.067 | 25.045 | 25.384 | 24.078 | 16.560 | 309.0 | 7 | 1'30.228 | 24.659 | 25.323 | 23.792 | 16.454 | 307.6 |
| 3 | 1'30.502 | 24.772 | 25.321 | 23.941 | 16.468 | 309.0 | 8 | 1'38.944 P | 26.117* | 25.617 | 23.858 | 23.352 | 307.6 |
| 4 | 1'30.003 | 24.685 | 24.966 | 23.932 | 16.420 | 309.0 | Run # | 2 | Front Tyre | Slick-Hard | Rear Tyre | Slick-Medium | |
| 5 | 1'31.873 * | 24.654* | 26.577 | 24.171 | 16.471 | 309.0 | 15 Laps at start | | | | | | |
| 6 | 1'30.040 | 24.643 | 25.163 | 23.869 | 16.365 | 309.0 | 8 Laps at start | | | | | | |
| 7 | 1'42.602 P | 24.675 | 30.477 | 24.736 | 22.714 | 309.0 | 9 | 6'25.788 | 18.598 | 26.095 | 24.336 | 16.656 | |
| Run # | 2 | Front Tyre | Slick-Hard | Rear Tyre | Slick-Medium | | 10 | 1'32.539 * | 24.794 | 26.944 | 24.191* | 16.610 | 306.3 |
| New Tyre | | | | | | | 7 Laps at start | | | | | | |
| 8 | 6'23.214 | 19.491 | 26.997 | 25.012 | 16.970 | | 11 | 1'30.366 | 24.597 | 25.187 | 24.025 | 16.557 | 306.3 |
| 9 | 1'31.612 | 25.227 | 25.406 | 24.492 | 16.487 | 307.6 | 12 | 1'30.213 * | 24.549* | 25.210 | 23.944 | 16.510 | 307.6 |
| 10 | 1'35.192 | 24.763 | 29.770 | 24.127 | 16.532 | 309.0 | 13 | 1'30.270 * | 24.553* | 25.124 | 24.017 | 16.576 | 306.3 |
| 11 | 1'30.035 | 24.764 | 25.006 | 23.865 | 16.400 | 310.3 | 14 | 1'35.237 * | 24.629 | 28.026 | 25.688* | 16.894* | 306.3 |
| 12 | 1'30.138 | 24.599 | 25.178 | 23.797 | 16.564 | 311.6 | 15 | 1'34.075 * | 24.715 | 28.544 | 24.181* | 16.635 | 305.0 |
| 13 | 1'30.899 | 24.692 | 25.319 | 24.345 | 16.543 | 311.6 | 16 | 1'31.774 * | 25.063* | 25.481 | 24.552 | 16.678 | 310.3 |
| 14 | 1'30.729 | 24.826 | 25.330 | 24.094 | 16.479 | 306.3 | 9th 88 Miguel OLIVEIRA KTM POR Red Bull KTM Factory Racing | | | | | | |
| 15 | 1'35.334 | 24.924 | 27.652 | 25.667 | 17.091 | 309.0 | Runs=1 Total laps=18 Full laps=11 | | | | | | |
| 16 | 1'30.470 | 24.727 | 25.236 | 24.021 | 16.486 | 310.3 | Run # | 1 | Front Tyre | Slick-Hard | Rear Tyre | Slick-Medium | |
| 7th 36 Joan MIR SUZUKI SPA Team SUZUKI ECSTAR | | | | | | | 8 Laps at start | | | | | | |
| Runs=2 Total laps=15 Full laps=10 | | | | | | | New Tyre | | | | | | |
| Run # | 1 | Front Tyre | Slick-Hard | Rear Tyre | Slick-Medium | | 1 | 2'01.104 | 20.969 | 28.425 | 25.591 | 17.245 | |
| New Tyre | | | | | | | 16 Laps at start | | | | | | |
| 1 | 1'57.366 | 19.528 | 28.140 | 25.232 | 17.200 | | 2 | 1'32.395 * | 25.487 | 25.747 | 24.388 | 16.773* | 306.3 |
| 2 | 1'32.526 | 25.555 | 25.878 | 24.315 | 16.778 | 307.6 | 3 | 1'31.463 | 25.325 | 25.521 | 24.074 | 16.543 | 306.3 |
| 3 | 1'31.267 | 25.138 | 25.372 | 24.086 | 16.671 | 307.6 | 4 | 1'30.282 | 24.821 | 25.229 | 23.828 | 16.404 | 306.3 |
| 4 | 1'30.913 | 24.993 | 25.263 | 24.038 | 16.619 | 306.3 | 5 | 1'30.641 | 24.705 | 25.577 | 23.830 | 16.529 | 309.0 |
| Fastest Lap: Enea BASTIANINI Gresini Racing MotoG ITA 1'29.731 24.575 24.875 23.932 16.349 | | | | | | | 6 | 1'30.665 | 24.813 | 25.558 | 23.771 | 16.523 | 306.3 |
| These data/results cannot be reproduced, stored and/or transmitted in whole or in part by any manner of electronic, mechanical, photocopying, recording, broadcasting or otherwise now known or herein after developed without the previous express consent by the copyright owner, except for reproduction in daily press and regular printed publications on sale to the public within 60 days of the event related to those data/results and always provided that copyright symbol appears together as follows below. | | | | | | | | | | | | | |
| © DORNA, 2022 | | | | | | | | | | | | | |
| Official MotoGP Timing by TISSOT | | | | | | | | | | | | | |
| www.motogp.com | | | | | | | | | | | | | |
| Spielberg, Saturday, August 20, 2022 | | | | | | | | | | | | | |
| Page 2 of 6 | | | | | | | | | | | | | |



Free Practice Nr. 4

MotoGP

| Lap | Lap Time | T1 | T2 | T3 | T4 | Speed | Lap | Lap Time | T1 | T2 | T3 | T4 | Speed |
|-----|-----------------|--------|--------|---------|--------|-------|-----|-----------------|---------|--------|---------------|--------|--------------|
| 14 | 1'31.179 * | 24.904 | 25.503 | 24.083* | 16.689 | 306.3 | 3 | 1'30.984 | 25.013 | 25.301 | 24.043 | 16.627 | 307.6 |
| 15 | 1'31.256 | 24.776 | 25.651 | 24.115 | 16.714 | 305.0 | 4 | 1'31.059 | 25.055 | 25.449 | 23.923 | 16.632 | 310.3 |
| 16 | 1'41.991 | 27.338 | 30.335 | 27.225 | 17.093 | 306.3 | 5 | 1'31.006 | 24.994 | 25.530 | 23.839 | 16.643 | 309.0 |
| 17 | 1'31.942 | 25.036 | 25.900 | 24.285 | 16.721 | 307.6 | 6 | 1'33.057 * | 26.373* | 25.938 | 24.097 | 16.649 | 307.6 |
| | unfinished | 27.121 | 31.341 | | | 306.3 | 7 | 1'42.406 P | 24.713 | 28.655 | 24.775 | 24.263 | 306.3 |

10th 41 Aleix ESPARGARO APRILIA SPA

Aprilia Racing

Runs=1 Total laps=14 Full laps=10

| Run # | 1 | Front Tyre | Slick-Hard | Rear Tyre | Slick-Medium | New Tyre |
|-------|-----------------|---------------|---------------|---------------|---------------|--------------|
| 1 | 2'19.765 | 18.617 | 26.526 | 24.636 | 17.108 | |
| 2 | 1'30.915 | 25.172 | 25.334 | 23.842 | 16.567 | 309.0 |
| 3 | 1'30.359 | 24.978 | 25.220 | 23.579 | 16.582 | 307.6 |
| 4 | 1'34.966 | 24.938 | 25.295 | 24.013 | 20.720 | 309.0 |
| 5 | 1'30.491 | 24.813 | 25.398 | 23.766 | 16.514 | 310.3 |
| 6 | 1'33.405 | 24.875 | 27.377 | 24.184 | 16.969 | 307.6 |
| 7 | 1'30.915 * | 24.892 | 25.485 | 23.610 | 16.928* | 311.6 |
| 8 | 1'30.539 | 24.937 | 25.392 | 23.674 | 16.536 | 309.0 |
| 9 | 1'30.571 | 24.892 | 25.382 | 23.724 | 16.573 | 309.0 |
| 10 | 1'30.661 * | 25.047 | 25.342 | 23.736* | 16.536 | 307.6 |
| 11 | 1'30.673 | 24.875 | 25.308 | 23.856 | 16.634 | 310.3 |
| 12 | 1'30.660 | 24.975 | 25.328 | 23.803 | 16.554 | 307.6 |
| 13 | 1'30.807 | 24.996 | 25.358 | 23.822 | 16.631 | 310.3 |
| 14 | 1'48.173 P | 29.919 | 29.166 | 25.213 | 23.875 | 297.5 |

11th 42 Alex RINS SUZUKI SPA

Team SUZUKI ECSTAR

Runs=1 Total laps=15 Full laps=11

| Run # | 1 | Front Tyre | Wet-Medium | Rear Tyre | Slick-Medium | New Tyre |
|-------|-----------------|---------------|---------------|---------------|---------------|--------------|
| 1 | 2'06.769 | 19.381 | 27.437 | 25.340 | 17.132 | |
| 2 | 1'34.463 | 25.551 | 27.648 | 24.454 | 16.810 | 303.7 |
| 3 | 1'31.837 | 25.201 | 25.690 | 24.282 | 16.664 | 305.0 |
| 4 | 1'31.983 | 25.377 | 25.757 | 24.085 | 16.764 | 303.7 |
| 5 | 1'31.433 | 25.070 | 25.527 | 24.175 | 16.661 | 305.0 |
| 6 | 1'37.676 P | 25.121 | 25.694 | 24.298 | 22.563 | 305.0 |
| 7 | 8'35.149 | 17.300 | 26.781 | 24.674 | 16.766 | |
| 8 | 1'30.749 | 24.982 | 25.293 | 23.930 | 16.544 | 306.3 |
| 9 | 1'31.081 | 25.056 | 25.403 | 24.056 | 16.566 | 307.6 |
| 10 | 1'30.500 | 24.884 | 25.162 | 23.933 | 16.521 | 306.3 |
| 11 | 1'30.374 | 24.822 | 25.198 | 23.891 | 16.463 | 307.6 |
| 12 | 1'31.089 | 24.920 | 25.448 | 24.152 | 16.569 | 307.6 |
| 13 | 1'31.349 * | 25.663* | 25.343 | 23.870 | 16.473 | 306.3 |
| 14 | 1'30.944 | 24.885 | 25.454 | 24.060 | 16.545 | 306.3 |
| 15 | 1'30.754 | 24.807 | 25.407 | 24.013 | 16.527 | 306.3 |

12th 49 Fabio DI GIANNANTONI DUCATI ITA

Gresini Racing MotoGP

Runs=2 Total laps=16 Full laps=8

| Run # | 1 | Front Tyre | Slick-Hard | Rear Tyre | Slick-Soft | New Tyre |
|-------|------------|------------|------------|-----------|------------|----------|
| 1 | 2'11.886 | 18.969 | 26.901 | 24.779 | 16.906 | |
| 2 | 1'32.335 * | 25.229 | 25.610 | 24.337 | 17.159* | 307.6 |

Run # 2 Front Tyre Slick-Hard Rear Tyre Slick-Medium

13 Laps at start 7 Laps at start

| | | | | | | |
|----|-----------------|---------------|---------------|---------|---------------|-------|
| 8 | 5'59.211 | 19.899 | 27.386 | 25.102 | 16.995 | |
| 9 | 1'31.291 | 25.009 | 25.453 | 24.344 | 16.485 | 305.0 |
| 10 | 1'30.544 | 24.752 | 25.213 | 24.091 | 16.488 | 306.3 |
| 11 | 1'33.306 * | 26.074* | 26.422 | 24.299 | 16.511 | 307.6 |
| 12 | 1'30.386 | 24.685 | 25.153 | 24.042 | 16.506 | 307.6 |
| 13 | 1'30.862 | 24.862 | 25.263 | 24.187 | 16.550 | 307.6 |
| 14 | 1'30.643 | 24.797 | 25.186 | 24.067 | 16.593 | 307.6 |
| 15 | 1'30.642 * | 24.662 | 25.305 | 24.084* | 16.591 | 306.3 |
| 16 | 1'46.152 P | 24.796 | 30.974 | 26.134 | 24.248 | 306.3 |

13th 73 Alex MARQUEZ HONDA SPA

LCR Honda CASTROL

Runs=2 Total laps=15 Full laps=10

| Run # | 1 | Front Tyre | Slick-Medium | Rear Tyre | Slick-Medium | New Tyre |
|-------|-----------------|---------------|---------------|---------------|---------------|----------|
| 1 | 1'53.352 | 19.735 | 27.527 | 25.718 | 17.452 | |
| 2 | 1'32.148 | 25.419 | 25.782 | 24.178 | 16.769 | 305.0 |
| 3 | 1'31.134 | 25.111 | 25.371 | 24.043 | 16.609 | 306.3 |
| 4 | 1'30.542 | 24.864 | 25.185 | 23.916 | 16.577 | 306.3 |
| 5 | 1'30.391 | 24.714 | 25.228 | 23.935 | 16.514 | 307.6 |
| 6 | 1'30.908 | 24.942 | 25.342 | 23.996 | 16.628 | 306.3 |
| 7 | 1'37.450 P | 24.906* | 25.719 | 24.799 | 22.026 | 305.0 |

Run # 2 Front Tyre Slick-Hard Rear Tyre Slick-Soft

New Tyre 4 Laps at start

| | | | | | | |
|----|-----------------|---------|--------|--------|--------|--------------|
| 8 | 8'30.423 | 20.360 | 26.537 | 24.623 | 16.870 | |
| 9 | 1'31.071 | 24.960 | 25.394 | 24.003 | 16.714 | 309.0 |
| 10 | 1'30.957 | 24.980 | 25.301 | 24.012 | 16.664 | 309.0 |
| 11 | 1'30.848 | 24.961 | 25.272 | 23.966 | 16.649 | 307.6 |
| 12 | 1'34.781 * | 26.196* | 27.043 | 24.689 | 16.853 | 307.6 |
| 13 | 1'31.212 | 25.014 | 25.395 | 24.134 | 16.669 | 307.6 |
| 14 | 1'31.111 | 24.832 | 25.464 | 24.154 | 16.661 | 307.6 |
| 15 | 1'41.091 P | 28.193* | 25.808 | 24.602 | 22.488 | 306.3 |

14th 43 Jack MILLER DUCATI AUS

Ducati Lenovo Team

Runs=2 Total laps=19 Full laps=13

| Run # | 1 | Front Tyre | Slick-Soft | Rear Tyre | Slick-Soft | New Tyre |
|-------|-----------------|------------|------------|-----------|------------|--------------|
| 1 | 2'10.342 | 18.025 | 26.473 | 25.173 | 17.133 | |
| 2 | 1'31.746 | 25.383 | 25.483 | 24.181 | 16.699 | 310.3 |
| 3 | 1'31.026 | 24.981 | 25.269 | 24.186 | 16.590 | 313.0 |
| 4 | 1'36.741 P | 24.958 | 25.500 | 24.072* | 22.211 | 311.6 |

Run # 2 Front Tyre Slick-Hard Rear Tyre Slick-Medium

New Tyre 6 Laps at start

| | | | | | | |
|---|-----------------|---------------|---------------|--------|--------|-------|
| 5 | 2'06.379 | 18.879 | 26.416 | 25.077 | 17.012 | |
| 6 | 1'31.456 | 25.057 | 25.479 | 24.233 | 16.687 | 309.0 |
| 7 | 1'30.827 | 24.783 | 25.121 | 24.252 | 16.671 | 309.0 |
| 8 | 1'30.546 | 24.693 | 25.116 | 24.152 | 16.585 | 309.0 |
| 9 | 1'30.994 | 24.707 | 25.507 | 24.143 | 16.637 | 309.0 |

Fastest Lap: Enea BASTIANINI Gresini Racing MotoG ITA **1'29.731** 24.575 24.875 23.932 16.349

These data/results cannot be reproduced, stored and/or transmitted in whole or in part by any manner of electronic, mechanical, photocopying, recording, broadcasting or otherwise now known or herein after developed without the previous express consent by the copyright owner, except for reproduction in daily press and regular printed publications on sale to the public within 60 days of the event related to those data/results and always provided that copyright symbol appears together as follows below.
© DORNA, 2022

Official MotoGP Timing by TISSOT
www.motogp.com

Spielberg, Saturday, August 20, 2022

Page 3 of 6



Free Practice Nr. 4

MotoGP

| Lap | Lap Time | T1 | T2 | T3 | T4 | Speed | Lap | Lap Time | T1 | T2 | T3 | T4 | Speed |
|-----|-----------------|---------|--------|---------------|---------------|-------|-----|-----------------|--------|--------|--------|--------|-------|
| 10 | 1'31.289 * | 24.773 | 25.472 | 24.131* | 16.913* | 309.0 | 16 | 1'30.798 | 24.783 | 25.292 | 24.099 | 16.624 | 306.3 |
| 11 | 1'30.666 | 24.744 | 25.223 | 24.085 | 16.614 | 310.3 | 17 | 1'30.768 | 24.631 | 25.393 | 24.138 | 16.606 | 305.0 |
| 12 | 1'30.613 | 24.713 | 25.196 | 24.101 | 16.603 | 309.0 | | | | | | | |
| 13 | 1'35.619 * | 27.542* | 27.168 | 24.193 | 16.716 | 310.3 | | | | | | | |
| 14 | 1'30.866 | 24.991 | 25.248 | 23.988 | 16.639 | 313.0 | | | | | | | |
| 15 | 1'30.731 | 24.868 | 25.261 | <u>23.965</u> | 16.637 | 311.6 | | | | | | | |
| 16 | 1'35.400 | 24.720 | 28.967 | 24.950 | 16.763 | 313.0 | | | | | | | |
| 17 | 1'30.581 | 24.739 | 25.230 | 24.032 | <u>16.580</u> | 310.3 | | | | | | | |
| 18 | 1'30.822 | 24.754 | 25.318 | 24.146 | 16.604 | 311.6 | | | | | | | |
| 19 | 1'43.549 P | 27.574* | 25.705 | 26.377 | 23.893 | 313.0 | | | | | | | |

15th 21 Franco MORBIDELLI YAMAHA ITA
Monster Energy Yamaha MotoGP

Runs=1 Total laps=17 Full laps=14

| Run # | 1 | Front Tyre | Slick-Hard | Rear Tyre | Slick-Medium | Speed |
|-------|-----------------|---------------|---------------|---------------|---------------|--------------|
| | | | New Tyre | | | New Tyre |
| 1 | 1'48.329 | 19.655 | 27.806 | 25.464 | 17.254 | |
| 2 | 1'33.265 | 25.753 | 26.252 | 24.532 | 16.728 | 307.6 |
| 3 | 1'31.906 | 25.113 | 25.862 | 24.283 | 16.648 | 305.0 |
| 4 | 1'31.019 | 25.021 | 25.228 | 24.225 | 16.545 | 305.0 |
| 5 | <u>1'30.568</u> | 24.881 | <u>25.065</u> | 24.108 | 16.514 | 306.3 |
| 6 | 1'30.617 | 24.888 | 25.087 | 24.130 | <u>16.512</u> | 305.0 |
| 7 | 1'46.461 | 39.145 | 26.258 | 24.385 | 16.673 | 306.3 |
| 8 | 1'30.775 | 24.857 | 25.247 | 24.121 | 16.550 | 306.3 |
| 9 | 1'31.036 | 24.868 | 25.126 | 24.481 | 16.561 | 306.3 |
| 10 | 1'31.395 | 25.062 | 25.525 | 24.243 | 16.565 | 307.6 |
| 11 | 1'31.222 * | <u>24.822</u> | 25.185 | 24.275* | 16.940* | 307.6 |
| 12 | 1'30.969 | 24.878 | 25.289 | 24.245 | 16.557 | 307.6 |
| 13 | 1'30.781 | 24.839 | 25.273 | <u>24.101</u> | 16.568 | 307.6 |
| 14 | 1'51.938 | 35.285 | 31.429 | 28.476 | 16.748 | <u>309.0</u> |
| 15 | 1'35.378 | 28.751 | 25.472 | 24.553 | 16.602 | 307.6 |
| 16 | 1'56.028 | 25.061 | 45.029 | 29.167 | 16.771 | 306.3 |
| 17 | 1'46.028 P | 30.488 | 27.390 | 25.068 | 23.082 | 307.6 |

16th 12 Maverick VIÑALES APRILIA SPA
Aprilia Racing

Runs=1 Total laps=17 Full laps=14

| Run # | 1 | Front Tyre | Slick-Hard | Rear Tyre | Slick-Soft | Speed |
|-------|-----------------|---------------|------------------|---------------|-----------------|--------------|
| | | | 6 Laps at start | | 4 Laps at start | |
| 1 | 2'21.808 | 18.813 | 26.725 | 24.913 | 17.132 | |
| 2 | 1'31.662 | 25.212 | 25.478 | 24.237 | 16.735 | 305.0 |
| 3 | 1'32.203 | 25.775 | 25.538 | 24.206 | 16.684 | 306.3 |
| 4 | 1'30.883 | 24.799 | 25.319 | 24.044 | 16.721 | 306.3 |
| 5 | 1'30.946 | 24.939 | 25.387 | <u>23.989</u> | 16.631 | <u>309.0</u> |
| 6 | 1'31.204 | 24.987 | 25.419 | 24.175 | 16.623 | 309.0 |
| 7 | <u>1'30.573</u> | 24.729 | 25.242 | 24.012 | 16.590 | 306.3 |
| 8 | 1'30.666 | 24.675 | <u>25.201</u> | 24.127 | 16.663 | 305.0 |
| 9 | 1'36.631 P | 24.695 | 25.406 | 24.112 | 22.418 | 305.0 |
| Run # | 2 | Front Tyre | Slick-Hard | Rear Tyre | Slick-Medium | Speed |
| | | | 15 Laps at start | | 7 Laps at start | |
| 10 | 6'14.547 | 21.444 | 27.573 | 25.201 | 17.060 | |
| 11 | 1'32.633 | 25.701 | 25.693 | 24.482 | 16.757 | 305.0 |
| 12 | 1'31.034 | 24.815 | 25.363 | 24.188 | 16.668 | 306.3 |
| 13 | 1'30.978 | 24.786 | 25.415 | 24.179 | 16.598 | 306.3 |
| 14 | 1'30.621 | <u>24.629</u> | 25.259 | 24.168 | <u>16.565</u> | 306.3 |
| 15 | 1'30.751 | 24.719 | 25.275 | 24.186 | 16.571 | 306.3 |

17th 44 Poi ESPARGARO HONDA SPA
Repsol Honda Team

Runs=1 Total laps=16 Full laps=13

| Run # | 1 | Front Tyre | Slick-Hard | Rear Tyre | Slick-Soft | Speed |
|-------|-----------------|---------------|-----------------|---------------|-----------------|--------------|
| | | | New Tyre | | 3 Laps at start | |
| 1 | 2'07.185 | 19.402 | 27.629 | 25.140 | 17.295 | |
| 2 | 1'34.630 | 25.366 | 27.994 | 24.373 | 16.897 | 305.0 |
| 3 | 1'31.769 | 25.161 | 25.802 | 24.126 | 16.680 | 303.7 |
| 4 | 1'32.423 | 25.271 | 25.723 | 24.321 | 17.108 | 306.3 |
| 5 | 1'31.227 | 25.127 | 25.436 | 24.011 | 16.653 | 302.5 |
| 6 | 1'37.621 P | 25.080* | 26.115 | 24.239 | 22.187 | 303.7 |
| Run # | 2 | Front Tyre | Slick-Hard | Rear Tyre | Slick-Medium | Speed |
| | | | 6 Laps at start | | New Tyre | |
| 7 | 6'46.677 * | 18.833 | 26.668 | 24.782* | 17.229* | |
| 8 | 1'33.104 | 25.538 | 26.415 | 24.330 | 16.821 | 306.3 |
| 9 | 1'33.446 | 26.625 | 25.606 | 24.349 | 16.866 | 307.6 |
| 10 | 1'30.961 | 24.890 | 25.308 | 24.088 | 16.675 | 307.6 |
| 11 | 1'30.746 | 24.858 | <u>25.241</u> | 24.006 | <u>16.641</u> | 307.6 |
| 12 | 1'31.008 | 24.834 | 25.295 | 24.079 | 16.800 | <u>309.0</u> |
| 13 | 1'31.148 | 24.996 | 25.322 | 24.135 | 16.695 | 306.3 |
| 14 | 1'38.114 | 28.830 | 26.435 | 24.923 | 17.926 | 306.3 |
| 15 | 1'32.286 | 24.797 | 26.510 | 24.221 | 16.758 | 307.6 |
| 16 | <u>1'30.717</u> | <u>24.758</u> | 25.339 | <u>23.977</u> | 16.643 | 307.6 |

18th 4 Andrea DOVIZIOSO YAMAHA ITA
WithU Yamaha RNF MotoGP Team

Runs=1 Total laps=15 Full laps=10

| Run # | 1 | Front Tyre | Slick-Hard | Rear Tyre | Slick-Medium | Speed |
|-------|-----------------|---------------|-----------------|---------------|-----------------|--------------|
| | | | New Tyre | | New Tyre | |
| 1 | 2'14.121 | 19.154 | 27.498 | 25.320 | 17.299 | |
| 2 | 1'32.866 | 25.439 | 25.973 | 24.594 | 16.860 | 302.5 |
| 3 | 1'32.985 * | 25.097 | 25.978 | 24.380* | 17.530 | 302.5 |
| 4 | 1'33.260 | 24.967 | 25.390 | 24.169 | 18.734 | 302.5 |
| 5 | 1'31.139 | 25.096 | <u>25.272</u> | 24.209 | <u>16.562</u> | 302.5 |
| 6 | 1'32.767 | 24.807 | 26.132 | 25.014 | 16.814 | 302.5 |
| 7 | 1'37.058 P | 24.959 | 25.372 | 24.189 | 22.538 | 301.2 |
| Run # | 2 | Front Tyre | Slick-Hard | Rear Tyre | Slick-Medium | Speed |
| | | | 7 Laps at start | | 7 Laps at start | |
| 8 | 6'01.495 | 18.703 | 26.982 | 26.385 | 17.135 | |
| 9 | 1'32.877 * | 26.026* | 25.567 | 24.559 | 16.725 | 302.5 |
| 10 | 1'31.398 | 25.057 | 25.410 | 24.297 | 16.634 | 302.5 |
| 11 | 1'30.964 | 24.889 | 25.378 | <u>24.131</u> | 16.566 | 302.5 |
| 12 | 1'35.186 | 25.004 | 25.940 | 26.629 | 17.613 | <u>305.0</u> |
| 13 | 1'31.147 | 24.857 | 25.413 | 24.310 | 16.567 | 303.7 |
| 14 | <u>1'30.744</u> | <u>24.707</u> | 25.320 | 24.154 | 16.563 | 302.5 |
| 15 | 1'32.650 | 24.935 | 25.915 | 25.009 | 16.791 | 300.0 |

19th 30 Takaaki NAKAGAMI HONDA JPN
LCR Honda IDEMITSU

Runs=2 Total laps=17 Full laps=9

| Run # | 1 | Front Tyre | Slick-Hard | Rear Tyre | Slick-Medium | Speed |
|-------|------------|------------|------------|-----------|-----------------|-------|
| | | | New Tyre | | 8 Laps at start | |
| 1 | 2'10.280 * | 20.730 | 29.540 | 26.282 | 17.963* | |

Fastest Lap: Enea BASTIANINI Gresini Racing MotoGP ITA **1'29.731** 24.575 24.875 23.932 16.349

These data/results cannot be reproduced, stored and/or transmitted in whole or in part by any manner of electronic, mechanical, photocopying, recording, broadcasting or otherwise now known or herein after developed without the previous express consent by the copyright owner, except for reproduction in daily press and regular printed publications on sale to the public within 60 days of the event related to those data/results and always provided that copyright symbol appears together as follows below.
© DORNA, 2022

Official MotoGP Timing by TISSOT
www.motogp.com

Spielberg, Saturday, August 20, 2022

Page 4 of 6



Free Practice Nr. 4

MotoGP

| Lap | Lap Time | T1 | T2 | T3 | T4 | Speed | Lap | Lap Time | T1 | T2 | T3 | T4 | Speed |
|-----|-----------------|---------------|---------------|---------------|---------------|--------------|--------------------------------------|-----------------|---------------|---------------|---------------|--------|--------------|
| 2 | 1'34.289 * | 26.044 | 26.096 | 24.602 | 17.547* | 303.7 | 8 | 1'35.980 | 25.257 | 29.082 | 24.610 | 17.031 | 310.3 |
| 3 | 1'31.377 | 25.215 | 25.506 | 24.073 | 16.583 | 307.6 | 9 | 1'33.219 | 25.841 | 25.800 | 24.656 | 16.922 | 311.6 |
| 4 | 1'31.017 | 24.999 | 25.429 | 24.031 | 16.558 | 310.3 | 10 | 1'31.172 | 24.939 | 25.568 | 24.070 | 16.595 | 309.0 |
| 5 | 1'34.131 | 24.833 | 27.904 | 24.827 | 16.567 | 309.0 | 11 | 1'31.324 | 24.983 | 25.623 | 24.121 | 16.597 | 310.3 |
| 6 | 1'31.071 * | 24.927* | 25.504 | 24.137 | 16.503 | 306.3 | 12 | 1'31.249 | 24.857 | 25.565 | 24.089 | 16.738 | 309.0 |
| 7 | 1'31.477 | 24.875 | 25.704 | 24.199 | 16.699 | 309.0 | 13 | 1'36.186 | 24.893 | 29.297 | 25.353 | 16.643 | 307.6 |
| 8 | 1'37.167 * | 26.134* | 30.068 | 24.309 | 16.656 | 303.7 | 14 | 1'33.247 * | 26.325* | 25.993 | 24.214* | 16.715 | 307.6 |
| 9 | 1'30.772 | 24.873 | 25.309 | 24.019 | 16.571 | 306.3 | 22nd 6 Stefan BRADL HONDA GER | | | | | | |
| 10 | 1'30.521 * | 24.676 | 25.283 | 24.068* | 16.494 | 305.0 | Repsol Honda Team | | | | | | |
| 11 | 1'38.621 P | 24.687 | 25.483 | 25.289 | 23.162 | 306.3 | Runs=2 Total laps=13 Full laps=9 | | | | | | |

| Run # | 2 | Front Tyre | Slick-Medium | Rear Tyre | Slick-Medium |
|----------------------------------|-----------------|------------|--------------|-----------|--------------|
| 9 Laps at start 19 Laps at start | | | | | |
| 12 | 4'45.938 | 19.713 | 29.089 | 26.945 | 19.731 |
| 13 | 1'32.697 | 25.529 | 26.061 | 24.492 | 16.615 306.3 |
| 14 | 1'31.448 | 25.016 | 25.544 | 24.279 | 16.609 306.3 |
| 15 | 1'31.080 | 24.888 | 25.357 | 24.192 | 16.643 306.3 |
| 16 | 1'31.439 | 24.893 | 25.510 | 24.380 | 16.656 305.0 |
| 17 | 1'42.306 P | 27.955* | 26.322 | 25.105 | 22.924 298.7 |

| Run # | 1 | Front Tyre | Slick-Medium | Rear Tyre | Slick-Soft |
|---------------------------------|-----------------|------------|---------------|---------------|---------------------|
| 9 Laps at start 4 Laps at start | | | | | |
| 1 | 1'57.966 | 20.133 | 28.342 | 25.269 | 17.368 |
| 2 | 1'32.420 | 25.530 | 25.868 | 24.128 | 16.894 306.3 |
| 3 | 1'31.202 | 25.137 | 25.434 | 23.911 | 16.720 307.6 |
| 4 | 1'31.511 | 25.166 | 25.593 | 23.897 | 16.855 307.6 |
| 5 | 1'34.082 | 25.111 | 28.029 | 24.090 | 16.852 305.0 |
| 6 | 1'42.362 P | 25.209 | 28.902 | 25.544 | 22.707 307.6 |

20th 40 Darryn BINDER YAMAHA RSA
WithU Yamaha RNF MotoGP Team

| Run # | 1 | Front Tyre | Slick-Hard | Rear Tyre | Slick-Medium |
|-----------------------------------|-----------------|---------------|---------------|---------------|---------------------|
| Runs=2 Total laps=15 Full laps=10 | | | | | |
| New Tyre New Tyre | | | | | |
| 1 | 1'56.900 | 19.851 | 28.133 | 25.457 | 17.014 |
| 2 | 1'31.979 | 25.684 | 25.467 | 24.236 | 16.592 305.0 |
| 3 | 1'31.069 | 25.272 | 25.230 | 23.968 | 16.599 305.0 |
| 4 | 1'34.773 | 28.173 | 25.582 | 24.383 | 16.635 305.0 |
| 5 | 1'31.658 | 25.148 | 25.993 | 24.016 | 16.501 303.7 |
| 6 | 1'31.161 | 25.104 | 25.469 | 23.944 | 16.644 305.0 |
| 7 | 1'31.746 | 25.245 | 25.361 | 24.170 | 16.970 303.7 |
| 8 | 1'38.440 P | 25.169 | 25.574 | 24.072 | 23.625 300.0 |

| Run # | 2 | Front Tyre | Slick-Hard | Rear Tyre | Slick-Medium |
|---------------------------|-----------------|---------------|------------|-----------|---------------------|
| New Tyre 11 Laps at start | | | | | |
| 7 | 7'21.172 * | 20.926 | 27.347 | 25.677* | 17.578* |
| 8 | 1'35.111 | 26.147 | 26.386 | 25.491 | 17.087 303.7 |
| 9 | 1'31.482 | 25.219 | 25.508 | 24.079 | 16.676 306.3 |
| 10 | 1'31.330 | 25.088 | 25.592 | 23.966 | 16.684 307.6 |
| 11 | 1'38.072 | 25.127 | 25.741 | 26.895 | 20.309 307.6 |
| 12 | 1'31.563 | 25.111 | 25.556 | 24.066 | 16.830 307.6 |
| 13 | 1'40.162 P | 24.867* | 27.913 | 24.133 | 23.249 306.3 |

| Run # | 2 | Front Tyre | Slick-Hard | Rear Tyre | Slick-Medium |
|---------------------------------|-----------------|------------|------------|-----------|--------------|
| 8 Laps at start 8 Laps at start | | | | | |
| 9 | 6'06.818 | 19.314 | 26.820 | 24.520 | 16.701 |
| 10 | 1'31.144 | 25.167 | 25.304 | 24.098 | 16.575 305.0 |
| 11 | 1'31.123 | 25.112 | 25.342 | 24.010 | 16.659 303.7 |
| 12 | 1'41.679 * | 25.480* | 31.890 | 27.513 | 16.796 303.7 |
| 13 | 1'41.051 | 28.458 | 31.291 | 24.456 | 16.846 302.5 |
| 14 | 1'31.768 | 25.156 | 25.457 | 24.292 | 16.863 305.0 |
| 15 | 1'50.654 P | 27.831 | 29.857 | 29.941 | 23.025 302.5 |

23rd 32 Lorenzo SAVADORI APRILIA ITA
Aprilia Racing

| Run # | 1 | Front Tyre | Slick-Hard | Rear Tyre | missing data |
|----------------------------------|-----------------|---------------|---------------|---------------|---------------------|
| Runs=2 Total laps=12 Full laps=8 | | | | | |
| New Tyre missing data | | | | | |
| Laps at start | | | | | |
| 1 | 2'31.348 | 20.561 | 27.892 | 25.633 | 17.457 |
| 2 | 1'32.902 | 25.950 | 26.025 | 24.163 | 16.764 305.0 |
| 3 | 1'31.573 | 25.185 | 25.642 | 24.025 | 16.721 305.0 |
| 4 | 1'32.331 | 25.369 | 25.404 | 24.497 | 17.061 306.3 |
| 5 | 1'33.693 | 25.720 | 26.097 | 24.944 | 16.932 302.5 |
| 6 | 1'45.240 P | 27.096 | 27.377 | 26.961 | 23.806 302.5 |

21st 33 Brad BINDER KTM RSA
Red Bull KTM Factory Racing

| Run # | 1 | Front Tyre | Slick-Hard | Rear Tyre | Slick-Medium |
|-----------------------------------|-----------------|------------|------------|-----------|---------------------|
| Runs=1 Total laps=14 Full laps=10 | | | | | |
| 8 Laps at start 12 Laps at start | | | | | |
| 1 | 2'02.814 | 20.253 | 34.444 | 25.548 | 17.510 |
| 2 | 1'42.461 | 25.847 | 35.133 | 24.474 | 17.007 309.0 |
| 3 | 1'37.527 | 25.477 | 25.833 | 24.186 | 22.031 309.0 |
| 4 | 1'32.616 | 25.359 | 25.979 | 24.202 | 17.076 310.3 |
| 5 | 1'31.963 | 25.198 | 26.067 | 24.116 | 16.582 307.6 |
| 6 | 1'41.454 P | 25.059 | 28.247 | 25.063 | 23.085 309.0 |
| 14 Laps at start 18 Laps at start | | | | | |
| 7 | 9'06.733 | 22.770 | 35.109 | 24.514 | 16.851 |

| Run # | 2 | Front Tyre | Slick-Hard | Rear Tyre | missing data |
|------------------------------|-----------------|------------|------------|-----------|---------------------|
| 6 Laps at start missing data | | | | | |
| Laps at start | | | | | |
| 7 | 8'07.589 | 21.027 | 27.418 | 27.369 | 17.010 |
| 8 | 1'32.657 | 25.851 | 25.573 | 24.430 | 16.803 305.0 |
| 9 | 1'43.045 | 30.359 | 30.877 | 24.923 | 16.886 306.3 |
| 10 | 1'31.852 | 25.301 | 25.473 | 24.327 | 16.751 307.6 |
| 11 | 1'32.261 | 25.416 | 25.660 | 24.418 | 16.767 306.3 |
| 12 | 1'46.282 P | 28.269 | 28.688 | 25.470 | 23.855 305.0 |

24th 25 Raul FERNANDEZ KTM SPA
Tech3 KTM Factory Racing

| Run # | 1 | Front Tyre | Slick-Hard | Rear Tyre | Slick-Medium |
|----------------------------------|-----------------|------------|------------|-----------|--------------|
| Runs=2 Total laps=14 Full laps=9 | | | | | |
| 10 Laps at start New Tyre | | | | | |
| 1 | 2'02.094 | 20.578 | 28.885 | 25.716 | 17.344 |
| 2 | 1'33.180 | 25.698 | 25.987 | 24.550 | 16.945 305.0 |

Fastest Lap: Enea BASTIANINI Gresini Racing MotoGP ITA **1'29.731** 24.575 24.875 23.932 16.349

These data/results cannot be reproduced, stored and/or transmitted in whole or in part by any manner of electronic, mechanical, photocopying, recording, broadcasting or otherwise now known or herein after developed without the previous express consent by the copyright owner, except for reproduction in daily press and regular printed publications on sale to the public within 60 days of the event related to those data/results and always provided that copyright symbol appears together as follows below.
© DORNA, 2022



Free Practice Nr. 4

MotoGP

| Lap | Lap Time | T1 | T2 | T3 | T4 | Speed | Lap | Lap Time | T1 | T2 | T3 | T4 | Speed | |
|--------------|-----------------|------------------------------|--------|--------|--------|-------------------------------|-----|----------|----|----|----|----|-------|--|
| 3 | 1'32.093 | 25.333 | 25.661 | 24.299 | 16.800 | 305.0 | | | | | | | | |
| 4 | 1'31.711 | 25.107 | 25.690 | 24.211 | 16.703 | 305.0 | | | | | | | | |
| 5 | 1'31.759 | 25.160 | 25.507 | 24.303 | 16.789 | 305.0 | | | | | | | | |
| 6 | 1'42.847 | 27.276 | 33.292 | 25.276 | 17.003 | 305.0 | | | | | | | | |
| 7 | 1'47.940 P | 26.261 | 26.780 | 30.724 | 24.175 | 305.0 | | | | | | | | |
| Run # | 2 | Front Tyre Slick-Hard | | | | Rear Tyre Slick-Medium | | | | | | | | |
| | | 17 Laps at start | | | | 7 Laps at start | | | | | | | | |
| 8 | 7'39.075 | 20.906 | 27.043 | 24.913 | 17.281 | | | | | | | | | |
| 9 | 1'32.651 | 25.449 | 25.690 | 24.479 | 17.033 | 303.7 | | | | | | | | |
| 10 | 1'32.344 * | 24.806* | 26.184 | 24.442 | 16.912 | 305.0 | | | | | | | | |
| 11 | 1'31.848 | 25.218 | 25.645 | 24.228 | 16.757 | 306.3 | | | | | | | | |
| 12 | 1'31.701 | 25.207 | 25.572 | 24.225 | 16.697 | 305.0 | | | | | | | | |
| 13 | 1'31.602 | 25.130 | 25.484 | 24.194 | 16.794 | 305.0 | | | | | | | | |
| 14 | 1'46.092 P | 28.474* | 27.654 | 25.334 | 24.630 | 303.7 | | | | | | | | |

25th 87 Remy GARDNER KTM AUS
Tech3 KTM Factory Racing

Runs=2 Total laps=15 Full laps=9

| Run # | 1 | Front Tyre Slick-Hard | | | | Rear Tyre Slick-Medium | | |
|--------------|-----------------|------------------------------|--------|---------|--------|-------------------------------|--|--|
| | | 10 Laps at start | | | | 9 Laps at start | | |
| 1 | 1'58.553 | 20.014 | 28.225 | 26.022 | 20.983 | | | |
| 2 | 1'37.170 * | 27.362* | 27.434 | 24.960 | 17.414 | 303.7 | | |
| 3 | 1'32.640 | 25.483 | 25.970 | 24.289 | 16.898 | 305.0 | | |
| 4 | 1'31.939 | 25.285 | 25.659 | 24.179 | 16.816 | 303.7 | | |
| 5 | 1'31.832 | 25.205 | 25.584 | 24.391 | 16.652 | 302.5 | | |
| 6 | 1'39.552 | 25.449 | 28.533 | 28.747 | 16.823 | 302.5 | | |
| 7 | 1'31.774 | 25.086 | 25.648 | 24.331 | 16.709 | 302.5 | | |
| 8 | 1'54.937 P | 25.164 | 27.985 | 34.891 | 26.897 | 301.2 | | |
| Run # | 2 | Front Tyre Slick-Hard | | | | Rear Tyre Slick-Medium | | |
| | | 18 Laps at start | | | | 17 Laps at start | | |
| 9 | 6'57.640 | 23.512 | 28.341 | 25.954 | 18.191 | | | |
| 10 | 1'31.922 | 25.309 | 25.656 | 24.240 | 16.717 | 303.7 | | |
| 11 | 1'35.639 | 25.331 | 25.870 | 24.354 | 20.084 | 303.7 | | |
| 12 | 1'31.780 | 25.077 | 25.667 | 24.264 | 16.772 | 302.5 | | |
| 13 | 1'32.607 | 25.173 | 26.310 | 24.332 | 16.792 | 301.2 | | |
| 14 | 1'32.252 * | 25.144 | 25.891 | 24.419* | 16.798 | 302.5 | | |
| 15 | 1'46.538 P | 28.389* | 27.242 | 26.122 | 24.785 | 301.2 | | |

Fastest Lap: Enea BASTIANINI Gresini Racing MotoGP ITA **1'29.731** 24.575 24.875 23.932 16.349

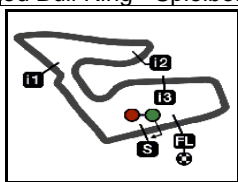
These data/results cannot be reproduced, stored and/or transmitted in whole or in part by any manner of electronic, mechanical, photocopying, recording, broadcasting or otherwise now known or herein after developed without the previous express consent by the copyright owner, except for reproduction in daily press and regular printed publications on sale to the public within 60 days of the event related to those data/results and always provided that copyright symbol appears together as follows below.
© DORNA, 2022

Official MotoGP Timing by TISSOT
www.motogp.com

Spielberg, Saturday, August 20, 2022

Page 6 of 6





4348 m.

CryptoDATA MOTORRAD GRAND PRIX VON ÖSTERREICH

Free Practice Nr. 4

Best Partial Times

MotoGP™

IT Ideal Lap Time, sum of the best partial times

BT Best Lap Time

| T1 | | T2 | | T3 | | T4 | | | | IT | | BT | |
|-----|-----------------------|---------------|---------------------|---------------|---------------------|---------------|---------------------|---------------|-----|---------------------|----------|----------|------|
| Pos | Rider | Time | Rider | Time | Rider | Time | Rider | Time | Pos | Rider | IT | BT | |
| 1 | F.BAGNAIA | 24.443 | L.MARINI | 24.820 | A.ESPARGARO | 23.579 | L.MARINI | 16.319 | 1 | E.BASTIANINI | 1'29.599 | 1'29.731 | (1) |
| 2 | F.QUARTARARO | 24.463 | E.BASTIANINI | 24.832 | J.MARTIN | 23.766 | E.BASTIANINI | 16.349 | 2 | L.MARINI | 1'29.648 | 1'29.825 | (2) |
| 3 | E.BASTIANINI | 24.543 | F.QUARTARARO | 24.953 | M.OLIVEIRA | 23.771 | M.BEZZECCHI | 16.351 | 3 | F.BAGNAIA | 1'29.651 | 1'29.862 | (3) |
| 4 | M.BEZZECCHI | 24.578 | J.MIR | 24.961 | J.ZARCO | 23.797 | J.ZARCO | 16.365 | 4 | J.ZARCO | 1'29.727 | 1'30.003 | (6) |
| 5 | L.MARINI | 24.589 | J.ZARCO | 24.966 | M.BEZZECCHI | 23.831 | F.BAGNAIA | 16.365 | 5 | F.QUARTARAR | 1'29.751 | 1'29.868 | (4) |
| 6 | J.MARTIN | 24.597 | F.BAGNAIA | 24.981 | J.MIR | 23.839 | M.OLIVEIRA | 16.404 | 6 | M.BEZZECCHI | 1'29.785 | 1'29.941 | (5) |
| 7 | J.ZARCO | 24.599 | M.BEZZECCHI | 25.025 | F.DI GIANNANTO | 23.839 | F.QUARTARARO | 16.423 | 7 | J.MIR | 1'29.879 | 1'30.038 | (7) |
| 8 | J.MIR | 24.607 | F.MORBIDELLI | 25.065 | F.BAGNAIA | 23.862 | J.MARTIN | 16.454 | 8 | J.MARTIN | 1'29.941 | 1'30.228 | (8) |
| 9 | M.VIÑALES | 24.629 | J.MILLER | 25.116 | A.RINS | 23.870 | A.RINS | 16.463 | 9 | M.OLIVEIRA | 1'30.100 | 1'30.282 | (9) |
| 10 | F.DI GIANNANTO | 24.662 | J.MARTIN | 25.124 | E.BASTIANINI | 23.875 | J.MIR | 16.472 | 10 | A.ESPARGAR | 1'30.126 | 1'30.359 | (10) |
| 11 | T.NAKAGAMI | 24.676 | F.DI GIANNANTO | 25.153 | S.BRADL | 23.897 | F.DI GIANNANTO | 16.485 | 11 | F.DI GIANNAN | 1'30.139 | 1'30.386 | (12) |
| 12 | J.MILLER | 24.693 | A.RINS | 25.162 | F.QUARTARARO | 23.912 | T.NAKAGAMI | 16.494 | 12 | A.RINS | 1'30.302 | 1'30.374 | (11) |
| 13 | M.OLIVEIRA | 24.696 | A.MARQUEZ | 25.185 | A.MARQUEZ | 23.916 | D.BINDER | 16.501 | 13 | A.MARQUEZ | 1'30.329 | 1'30.391 | (13) |
| 14 | A.DOVIZIOSO | 24.707 | M.VIÑALES | 25.201 | L.MARINI | 23.920 | F.MORBIDELLI | 16.512 | 14 | J.MILLER | 1'30.354 | 1'30.546 | (14) |
| 15 | A.MARQUEZ | 24.714 | A.ESPARGARO | 25.220 | D.BINDER | 23.944 | A.ESPARGARO | 16.514 | 15 | M.VIÑALES | 1'30.384 | 1'30.573 | (16) |
| 16 | P.ESPARGARO | 24.758 | M.OLIVEIRA | 25.229 | J.MILLER | 23.965 | A.MARQUEZ | 16.514 | 16 | T.NAKAGAMI | 1'30.472 | 1'30.772 | (19) |
| 17 | A.RINS | 24.807 | D.BINDER | 25.230 | P.ESPARGARO | 23.977 | A.DOVIZIOSO | 16.562 | 17 | F.MORBIDELLI | 1'30.500 | 1'30.568 | (15) |
| 18 | A.ESPARGARO | 24.813 | P.ESPARGARO | 25.241 | M.VIÑALES | 23.989 | M.VIÑALES | 16.565 | 18 | P.ESPARGAR | 1'30.617 | 1'30.717 | (17) |
| 19 | F.MORBIDELLI | 24.822 | A.DOVIZIOSO | 25.272 | T.NAKAGAMI | 24.019 | J.MILLER | 16.580 | 19 | A.DOVIZIOSO | 1'30.672 | 1'30.744 | (18) |
| 20 | B.BINDER | 24.857 | T.NAKAGAMI | 25.283 | L.SAVADORI | 24.025 | B.BINDER | 16.582 | 20 | D.BINDER | 1'30.779 | 1'31.069 | (20) |
| 21 | R.GARDNER | 25.077 | L.SAVADORI | 25.404 | B.BINDER | 24.070 | P.ESPARGARO | 16.641 | 21 | B.BINDER | 1'31.074 | 1'31.172 | (21) |
| 22 | S.BRADL | 25.088 | S.BRADL | 25.434 | F.MORBIDELLI | 24.101 | R.GARDNER | 16.652 | 22 | S.BRADL | 1'31.095 | 1'31.202 | (22) |
| 23 | D.BINDER | 25.104 | R.FERNANDEZ | 25.484 | A.DOVIZIOSO | 24.131 | S.BRADL | 16.676 | 23 | L.SAVADORI | 1'31.335 | 1'31.573 | (23) |
| 24 | R.FERNANDEZ | 25.107 | B.BINDER | 25.565 | R.GARDNER | 24.179 | R.FERNANDEZ | 16.697 | 24 | R.FERNANDEZ | 1'31.482 | 1'31.602 | (24) |


These data/results cannot be reproduced, stored and/or transmitted in whole or in part by any manner of electronic, mechanical, photocopying, recording, broadcasting or otherwise now known or herein after developed without the previous express consent by the copyright owner, except for reproduction in daily press and regular printed publications on sale to the public within 60 days of the event related to those data/results and always provided that copyright symbol appears together as follows below.

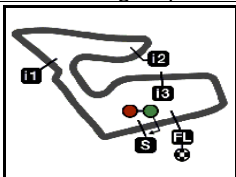
© DORNA, 2022

Official MotoGP Timing by  TISSOT
www.motogp.com



ed Bull Ring - Spielberg

Results and timing service provided by  **TISSOT**



4348 m.

CryptoDATA MOTORRAD GRAND PRIX VON ÖSTERREICH

Free Practice Nr. 4

Best Partial Times

MotoGP™

IT Ideal Lap Time, sum of the best partial times

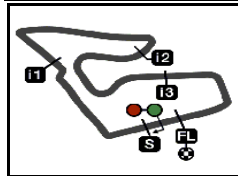
BT Best Lap Time

| | | T1 | | T2 | | T3 | | T4 | | | | <i>IT</i> | <i>BT</i> |
|------------|--------------|-------------|--------------|-------------|--------------|-------------|--------------|-------------|--------------|------------|------------------|-----------|---------------|
| <i>Pos</i> | <i>Rider</i> | <i>Time</i> | <i>Rider</i> | <i>Time</i> | <i>Rider</i> | <i>Time</i> | <i>Rider</i> | <i>Time</i> | <i>Rider</i> | <i>Pos</i> | <i>Rider</i> | | |
| 25 | L.SAVADORI | 25.185 | R.GARDNER | 25.584 | R.FERNANDEZ | 24.194 | L.SAVADORI | 16.721 | | 25 | R.GARDNER | 1'31.492 | 1'31.774 (25) |

These data/results cannot be reproduced, stored and/or transmitted in whole or in part by any manner of electronic, mechanical, photocopying, recording, broadcasting or otherwise now known or herein after developed without the previous express consent by the copyright owner, except for reproduction in daily press and regular printed publications on sale to the public within 60 days of the event related to those data/results and always provided that copyright symbol appears together as follows below.
© DORNA, 2022

Official MotoGP Timing by **TISSOT**
www.motogp.com





4348 m.

MotoGP™

CryptoDATA MOTORRAD GRAND PRIX VON ÖSTERREICH

Free Practice Nr. 4

Fastest Laps Sequence

| <i>Practice Time</i> |  <i>Rider</i> | <i>Nation</i> | <i>Motorcycle</i> | <i>Time</i> | <i>Km/h</i> | <i>Rider's Lap</i> |
|----------------------|--|---------------|-------------------|-----------------|-------------|--------------------|
| 3'21.594 | 21 Franco MORBIDELLI | ITA | YAMAHA | 1'33.265 | 167.8 | 2 |
| 3'25.500 | 73 Alex MARQUEZ | SPA | HONDA | 1'32.148 | 169.8 | 2 |
| 3'28.356 | 72 Marco BEZZECCHI | ITA | DUCATI | 1'31.714 | 170.6 | 2 |
| 3'48.660 | 23 Enea BASTIANINI | ITA | DUCATI | 1'30.797 | 172.3 | 2 |
| 3'50.398 | 89 Jorge MARTIN | SPA | DUCATI | 1'30.765 | 172.4 | 2 |
| 4'07.213 | 63 Francesco BAGNAIA | ITA | DUCATI | 1'30.703 | 172.5 | 2 |
| 5'20.761 | 89 Jorge MARTIN | SPA | DUCATI | 1'30.363 | 173.2 | 3 |
| 5'21.039 | 41 Aleix ESPARGARO | SPA | APRILIA | 1'30.359 | 173.2 | 3 |
| 6'29.507 | 72 Marco BEZZECCHI | ITA | DUCATI | 1'30.321 | 173.3 | 4 |
| 6'35.244 | 88 Miguel OLIVEIRA | POR | KTM | 1'30.282 | 173.3 | 4 |
| 6'52.457 | 23 Enea BASTIANINI | ITA | DUCATI | 1'30.154 | 173.6 | 4 |
| 7'17.676 | 5 Johann ZARCO | FRA | DUCATI | 1'30.003 | 173.9 | 4 |
| 7'59.448 | 72 Marco BEZZECCHI | ITA | DUCATI | 1'29.941 | 174.0 | 5 |
| 8'38.017 | 63 Francesco BAGNAIA | ITA | DUCATI | 1'29.862 | 174.1 | 5 |
| 11'31.989 | 23 Enea BASTIANINI | ITA | DUCATI | 1'29.731 | 174.4 | 7 |

These data/results cannot be reproduced, stored and/or transmitted in whole or in part by any manner of electronic, mechanical, photocopying, recording, broadcasting or otherwise now known or herein after developed without the previous express consent by the copyright owner, except for reproduction in daily press and regular printed publications on sale to the public within 60 days of the event related to those data/results and always provided that copyright symbol appears together as follows below.

© DORNA, 2022

Official MotoGP Timing by TISSOT
www.motogp.com

Spielberg, Saturday, August 20, 2022

