


5077 m.

GRAN PREMIO ANIMOCA BRANDS DE ARAGÓN

Free Practice Nr. 1

Classification

3

	Rider	Nation	Team	Motorcycle	Time	Lap	Total	Gap	Top Speed
1	41 Aleix ESPARGARO	SPA	Aprilia Racing	APRILIA	1'48.686	6	14		344.0
2	63 Francesco BAGNAIA	ITA	Ducati Lenovo Team	DUCATI	1'48.698	5	19	0.012 0.012	349.5
3	42 Alex RINS	SPA	Team SUZUKI ECSTAR	SUZUKI	1'48.775	12	19	0.089 0.077	345.0
4	30 Takaaki NAKAGAMI	JPN	LCR Honda IDEMITSU	HONDA	1'48.862	17	21	0.176 0.087	341.8
5	5 Johann ZARCO	FRA	Prima Pramac Racing	DUCATI	1'48.882	4	18	0.196 0.020	345.0
6	23 Enea BASTIANINI	ITA	Gresini Racing MotoGP	DUCATI	1'48.891	18	18	0.205 0.009	345.0
7	88 Miguel OLIVEIRA	POR	Red Bull KTM Factory Racing	KTM	1'49.005	7	17	0.319 0.114	347.3
8	20 Fabio QUARTARARO	FRA	Monster Energy Yamaha MotoGP	YAMAHA	1'49.085	5	20	0.399 0.080	341.8
9	21 Franco MORBIDELLI	ITA	Monster Energy Yamaha MotoGP	YAMAHA	1'49.088	12	14	0.402 0.003	340.7
10	10 Luca MARINI	ITA	Mooney VR46 Racing Team	DUCATI	1'49.170	18	20	0.484 0.082	342.9
11	93 Marc MARQUEZ	SPA	Repsol Honda Team	HONDA	1'49.207	5	18	0.521 0.037	342.9
12	89 Jorge MARTIN	SPA	Prima Pramac Racing	DUCATI	1'49.320	17	19	0.634 0.113	344.0
13	43 Jack MILLER	AUS	Ducati Lenovo Team	DUCATI	1'49.322	18	18	0.636 0.002	349.5
14	72 Marco BEZZECCHI	ITA	Mooney VR46 Racing Team	DUCATI	1'49.349	15	18	0.663 0.027	346.1
15	12 Maverick VIÑALES	SPA	Aprilia Racing	APRILIA	1'49.357	5	19	0.671 0.008	344.0
16	35 Cal CRUTCHLOW	GBR	WithU Yamaha RNF MotoGP Tea	YAMAHA	1'49.392	5	17	0.706 0.035	347.3
17	36 Joan MIR	SPA	Team SUZUKI ECSTAR	SUZUKI	1'49.447	10	14	0.761 0.055	344.0
18	73 Alex MARQUEZ	SPA	LCR Honda CASTROL	HONDA	1'49.490	12	19	0.804 0.043	344.0
19	44 Pol ESPARGARO	SPA	Repsol Honda Team	HONDA	1'49.515	4	18	0.829 0.025	340.7
20	33 Brad BINDER	RSA	Red Bull KTM Factory Racing	KTM	1'49.642	16	17	0.956 0.127	347.3
21	49 Fabio DI GIANNANTONIO	ITA	Gresini Racing MotoGP	DUCATI	1'49.850	5	18	1.164 0.208	344.0
22	87 Remy GARDNER	AUS	Tech3 KTM Factory Racing	KTM	1'50.249	17	18	1.563 0.399	338.6
23	25 Raul FERNANDEZ	SPA	Tech3 KTM Factory Racing	KTM	1'50.312	4	17	1.626 0.063	340.7
24	40 Darryn BINDER	RSA	WithU Yamaha RNF MotoGP Tea	YAMAHA	1'50.370	3	19	1.684 0.058	342.9

Practice condition: Dry

Air: 21°

Humidity: 67%

Ground: 26°

Fastest Lap:	Lap: 6	Aleix ESPARGARO	1'48.686	168.1 Km/h
Best Race Lap:	2020	Franco MORBIDELLI	1'48.089	169.0 Km/h
All Time Lap Record:	2021	Francesco BAGNAIA	1'46.322	171.9 Km/h

The results are provisional until the end of the limit for protest and appeals.

Time limit for protest expires 30' after publication of the results - Time:

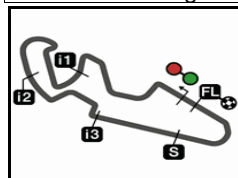
These data/results cannot be reproduced, stored and/or transmitted in whole or in part by any manner of electronic, mechanical, photocopying, recording, broadcasting or otherwise now known or herein after developed without the previous express consent by the copyright owner, except for reproduction in daily press and regular printed publications on sale to the public within 60 days of the event related to those data/results and always provided that copyright symbol appears together as follows below.

© DORNA, 2022

Official MotoGP Timing by TISSOT
www.motogp.com

Alcañiz, Friday, September 16, 2022





5077 m.

GRAN PREMIO ANIMOCA BRANDS DE ARAGÓN

Free Practice Nr. 1

Top Speed & Average

4



Rider	Nation	Motorcycle	Top 5 speeds					Average	Top
43 Jack MILLER	AUS	DUCATI	349.5	347.3	347.3	346.1	345.0	346.3	349.5
63 Francesco BAGNAIA	ITA	DUCATI	349.5	345.0	345.0	342.9	342.9	345.1	349.5
33 Brad BINDER	RSA	KTM	347.3	345.0	344.0	344.0	344.0	344.9	347.3
35 Cal CRUTCHLOW	GBR	YAMAHA	347.3	344.0	344.0	344.0	341.8	344.2	347.3
88 Miguel OLIVEIRA	POR	KTM	347.3	345.0	344.0	344.0	344.0	344.7	347.3
72 Marco BEZZECCHI	ITA	DUCATI	346.1	342.9	342.9	341.8	341.8	342.5	346.1
5 Johann ZARCO	FRA	DUCATI	345.0	345.0	344.0	341.8	340.7	343.3	345.0
23 Enea BASTIANINI	ITA	DUCATI	345.0	345.0	344.0	344.0	344.0	344.4	345.0
42 Alex RINS	SPA	SUZUKI	345.0	345.0	344.0	341.8	341.8	343.0	345.0
12 Maverick VIÑALES	SPA	APRILIA	344.0	342.9	341.8	340.7	340.7	341.6	344.0
36 Joan MIR	SPA	SUZUKI	344.0	342.9	342.9	342.9	342.9	343.1	344.0
41 Aleix ESPARGARO	SPA	APRILIA	344.0	341.8	341.8	341.8	341.8	342.2	344.0
49 Fabio DI GIANNANTONIO	ITA	DUCATI	344.0	339.6	338.6	338.6	338.6	339.5	344.0
73 Alex MARQUEZ	SPA	HONDA	344.0	342.9	342.9	341.8	341.8	342.7	344.0
89 Jorge MARTIN	SPA	DUCATI	344.0	341.8	341.8	340.7	340.7	341.4	344.0
10 Luca MARINI	ITA	DUCATI	342.9	342.9	342.9	341.8	341.8	342.3	342.9
40 Darryn BINDER	RSA	YAMAHA	342.9	341.8	341.8	341.8	340.7	341.5	342.9
93 Marc MARQUEZ	SPA	HONDA	342.9	342.9	342.9	341.8	341.8	342.5	342.9
20 Fabio QUARTARARO	FRA	YAMAHA	341.8	341.8	340.7	340.7	340.7	341.1	341.8
30 Takaaki NAKAGAMI	JPN	HONDA	341.8	341.8	340.7	340.7	340.7	341.1	341.8
21 Franco MORBIDELLI	ITA	YAMAHA	340.7	339.6	338.6	337.5	337.5	338.6	340.7
25 Raul FERNANDEZ	SPA	KTM	340.7	339.6	339.6	339.6	338.6	339.5	340.7
44 Pol ESPARGARO	SPA	HONDA	340.7	340.7	340.7	340.7	340.7	340.7	340.7
87 Remy GARDNER	AUS	KTM	338.6	336.5	335.4	335.4	334.4	336.1	338.6

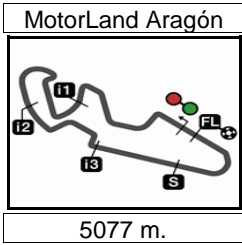
These data/results cannot be reproduced, stored and/or transmitted in whole or in part by any manner of electronic, mechanical, photocopying, recording, broadcasting or otherwise now known or herein after developed without the previous express consent by the copyright owner, except for reproduction in daily press and regular printed publications on sale to the public within 60 days of the event related to those data/results and always provided that copyright symbol appears together as follows below.

© DORNA, 2022

Official MotoGP Timing by TISSOT
www.motogp.com



Alcañiz, Friday, September 16, 2022



GRAN PREMIO ANIMOCA BRANDS DE ARAGÓN

Free Practice Nr. 1

Chronological Analysis of Performances

5

* Lap / Sector time cancelled T1 Time from finish line to 1st intermediate T3 Time from 2nd intermed. to 3rd intermed.
P Crossing the finish line in pit lane T2 Time from 1st intermed. to 2nd intermed. T4 Time from 3rd intermediate to finish line
**Tyre data subject to further updates

Lap	Lap Time	T1	T2	T3	T4	Speed	Lap	Lap Time	T1	T2	T3	T4	Speed
1st	41	Alex ESPARGARO		APRILIA	SPA		15	1'49.185	31.385	31.006	21.174	25.620	340.7
		Aprilia Racing					16	1'49.188	31.344	31.093	21.192	25.559	342.9
		Runs=2 Total laps=14 Full laps=10					17	1'49.344	31.492	31.108	21.229	25.515	345.0
Run #	1	Front Tyre	Slick-Medium	Rear Tyre	Slick-Medium		18	1'58.952	31.462	35.297	22.087	30.106	256.1
		New Tyre		New Tyre			19	2'04.631	42.308	34.670	21.820	25.833	349.5
1	2'41.393	29.602	33.110	22.187	25.963	340.7							
2	1'51.120	32.488	31.266	21.813	25.553	341.8							
3	1'49.349	31.786	30.865	21.353	25.345	344.0							
4	1'53.502	31.569	32.492	23.650	25.791	339.6							
5	1'49.020	31.406	30.910	21.295	25.409	341.8							
6	1'48.686	31.331	30.782	21.167	25.406	341.8							
7	2'00.256 P	38.403	31.926	22.155	27.772	341.8							
Run #	2	Front Tyre	Slick-Medium	Rear Tyre	Slick-Medium								
		7 Laps at start		7 Laps at start									
8	11'58.760 P	29.041	31.734	21.878	1'59.436	338.6							
Run #	3	Front Tyre	Slick-Medium	Rear Tyre	Slick-Medium								
		New Tyre		8 Laps at start									
9	11'22.540	29.645	32.555	22.466	26.075	336.5							
10	1'53.495	32.323	32.142	22.011	27.019	325.4							
11	1'50.062	31.916	31.078	21.504	25.564	338.6							
12	1'50.066	31.768	30.893	21.633	25.772	338.6							
13	1'49.747	31.655	30.870	21.580	25.642	339.6							
14	1'49.551	31.530	31.012	21.349	25.660	337.5							
2nd	63	Francesco BAGNAIA		DUCATI	ITA								
		Ducati Lenovo Team											
		Runs=1 Total laps=19 Full laps=15											
Run #	1	Front Tyre	Slick-Soft	Rear Tyre	Slick-Medium								
		New Tyre		New Tyre									
1	3'03.895 *	30.696	34.034	22.384	26.363*	337.5							
2	1'51.250	32.485	31.515	21.431	25.819	338.6							
3	1'49.488	31.585	31.100	21.315	25.488	340.7							
4	1'49.087	31.403	30.898	21.310	25.476	341.8							
5	1'48.698	31.255	30.902	21.103	25.438	340.7							
6	1'51.710	33.557	31.439	21.234	25.480	341.8							
7	1'49.325	31.479	31.021	21.369	25.456	339.6							
8	1'49.261	31.361	31.141	21.289	25.470	345.0							
9	1'56.499 P	33.312	33.094	21.796	28.297	332.3							
Run #	2	Front Tyre	Slick-Soft	Rear Tyre	Slick-Medium								
		9 Laps at start		9 Laps at start									
10	10'44.560	30.989	32.032	21.767	25.634	341.8							
11	1'49.778	31.918	31.032	21.296	25.532	341.8							
12	1'49.362 *	31.616	30.945	21.288*	25.513	341.8							
13	1'49.376	31.532	31.075	21.256	25.513	342.9							
14	1'48.935	31.318	30.908	21.242	25.467	340.7							
3rd	42	Alex RINS		SUZUKI	SPA								
		Team SUZUKI ECSTAR											
		Runs=2 Total laps=19 Full laps=11											
Run #	1	Front Tyre	Slick-Soft	Rear Tyre	Slick-Medium								
		New Tyre		New Tyre									
1	2'29.813	30.094	33.366	22.646	25.990	341.8							
2	1'51.886 *	32.314	32.093	21.599	25.880*	344.0							
3	1'49.379 *	31.347	31.181*	21.306	25.545	345.0							
4	1'50.141	31.917	31.170	21.417	25.637	345.0							
5	1'49.023	31.290	30.929	21.324	25.480	341.8							
6	1'48.932	31.115	31.097	21.278	25.442	341.8							
7	1'49.088	31.142	31.014	21.318	25.614	337.5							
8	1'56.895 P	35.080	32.123	21.859	27.833	340.7							
Run #	2	Front Tyre	Slick-Soft	Rear Tyre	Slick-Medium								
		8 Laps at start		8 Laps at start									
9	6'43.589	30.540	31.943	21.775	25.561	339.6							
10	1'49.628	31.547	31.057	21.425	25.599	339.6							
11	1'49.345	31.308	31.107	21.350	25.580	340.7							
12	1'48.775	31.166	30.866	21.196	25.547	340.7							
13	1'48.790	31.148	30.991	21.231	25.420	341.8							
14	1'56.155 P	33.582	32.822	21.771	27.980	339.6							
Run #	3	Front Tyre	Slick-Soft	Rear Tyre	Slick-Medium								
		14 Laps at start		14 Laps at start									
15	7'12.501	29.948	32.022	21.663	25.842	338.6							
16	1'49.600	31.421	31.230	21.253	25.696	339.6							
17	1'51.256 *	32.603	31.409	21.494	25.750*	338.6							
18	1'49.446	31.285	31.219	21.315	25.627	340.7							
19	1'49.549	31.367	31.131	21.297	25.754	339.6							
4th	30	Takaaki NAKAGAMI		HONDA	JPN								
		LCR Honda IDEMITSU											
		Runs=1 Total laps=21 Full laps=17											
Run #	1	Front Tyre	Slick-Soft	Rear Tyre	Slick-Medium								
		New Tyre		New Tyre									
1	2'27.095	33.275	34.195	23.273	26.598	327.3							
2	1'52.450	32.976	31.626	22.093	25.755	339.6							
3	1'50.642	31.856	31.024	22.056	25.706	341.8							
4	1'49.698	31.634	31.029	21.432	25.603	341.8							
5	2'00.496	38.323	32.534	21.891	27.748	339.6							

Fastest Lap: Alex ESPARGARO Aprilia Racing SPA **1'48.686** 31.331 30.782 21.167 25.406

These data/results cannot be reproduced, stored and/or transmitted in whole or in part by any manner of electronic, mechanical, photocopying, recording, broadcasting or otherwise now known or herein after developed without the previous express consent by the copyright owner, except for reproduction in daily press and regular printed publications on sale to the public within 60 days of the event related to those data/results and always provided that copyright symbol appears together as follows below.
© DORNA, 2022



Free Practice Nr. 1

MotoGP

Lap	Lap Time	T1	T2	T3	T4	Speed	Lap	Lap Time	T1	T2	T3	T4	Speed
6	2'05.028	33.790	34.581	28.861	27.796	306.1	7	1'59.528	36.447	35.909	21.570	25.602	344.0
7	1'50.297	31.976	31.305	21.552	25.464	338.6	8	1'50.713	31.421	31.159	21.418	26.715	339.6
8	1'49.479	31.386	31.141	21.438	25.514	339.6	9	1'49.541	31.483	31.217	21.089	25.752	345.0
9	1'54.224 P	32.503	32.067	21.801	27.853	338.6	10	1'52.789 P	32.339	31.573	21.557	27.320	344.0

Run #	2	Front Tyre	Slick-Soft	Rear Tyre	Slick-Medium	Run #	2	Front Tyre	Slick-Medium	Rear Tyre	Slick-Medium		
9 Laps at start						New Tyre							
9 Laps at start						10 Laps at start							
10	8'03.790 *	30.742	33.521	22.203	25.984*	337.5	11	14'19.080	30.521	32.528	21.779	25.933	340.7
11	1'49.771	31.624	31.177	21.490	25.480	339.6	12	1'49.754	31.651	31.241	21.190	25.672	341.8
12	1'48.978	31.286	30.896	21.332	25.464	339.6	13	1'49.484	31.598	31.196	21.060	25.630	342.9
13	1'49.390	31.383	31.035	21.434	25.538	339.6	14	1'54.145	31.421	30.984	25.924	25.816	339.6
14	1'57.268	36.110	33.021	22.453	25.684	338.6	15	1'49.096	31.434	31.032	21.028	25.602	341.8
15	1'49.376	31.465	30.923	21.394	25.594	338.6	16	1'54.063	31.368	31.076	21.120	30.499	344.0
16	1'48.979 *	31.236	30.890	21.210	25.643*	338.6	17	1'50.274	31.506	31.028	21.504	26.236	345.0
17	1'48.862	31.290	30.801	21.242	25.529	340.7	18	1'48.891	31.317	30.958	21.067	25.549	341.8
18	1'59.438	33.777	36.429	23.498	25.734	338.6	7th 88 Miguel OLIVEIRA KTM POR						
19	1'55.905	32.300	35.157	22.457	25.991	339.6	Red Bull KTM Factory Racing						
20	1'49.304	31.514	30.952	21.398	25.440	340.7	Runs=2 Total laps=17 Full laps=12						
21	1'49.017	31.173	30.971	21.256	25.617	340.7							

5th 5 Johann ZARCO DUCATI FRA
Prima Pramac Racing
Runs=1 Total laps=18 Full laps=15

Run #	1	Front Tyre	Slick-Soft	Rear Tyre	Slick-Medium	
New Tyre						
1	2'29.481	32.917	33.963	22.888	25.814	339.6
2	1'51.419	32.555	31.681	21.790	25.393	340.7
3	1'50.153	31.593	30.999	21.730	25.831	345.0
4	1'48.882	31.394	30.690	21.369	25.429	344.0
5	1'49.199	31.394	31.048	21.336	25.421	339.6
6	1'49.307	31.433	31.166	21.323	25.385	339.6
7	1'52.213	31.578	30.851	24.124	25.660	338.6
8	1'49.612	31.422	30.889	21.667	25.634	339.6
9	2'09.863 P	43.349	34.282	23.515	28.717	338.6
Run #	2	Front Tyre	Slick-Soft	Rear Tyre	Slick-Medium	
9 Laps at start						
10	13'11.282	31.002	33.120	22.188	25.580	339.6
11	1'50.169	32.106	31.234	21.421	25.408	339.6
12	1'49.709	31.826	31.118	21.330	25.435	339.6
13	1'49.590	31.510	31.049	21.429	25.602	339.6
14	1'49.524	31.378	31.109	21.499	25.538	339.6
15	1'54.753	34.821	32.752	21.717	25.463	339.6
16	1'51.072	31.461	32.495	21.582	25.534	339.6
17	1'49.606	31.540	31.102	21.527	25.437	341.8
18	1'49.570	31.625	31.051	21.472	25.422	345.0

6th 23 Enea BASTIANINI DUCATI ITA
Gresini Racing MotoGP
Runs=1 Total laps=18 Full laps=15

Run #	1	Front Tyre	Slick-Soft	Rear Tyre	Slick-Medium	
New Tyre						
1	2'40.020	30.607	33.095	22.576	26.135	340.7
2	1'51.267	32.345	31.636	21.659	25.627	341.8
3	1'49.480	31.730	31.107	21.259	25.384	342.9
4	1'53.464	33.982	31.414	22.391	25.677	340.7
5	1'49.320	31.602	31.178	21.132	25.408	342.9
6	1'48.924	31.384	31.035	21.108	25.397	342.9

7th 88 Miguel OLIVEIRA KTM POR
Red Bull KTM Factory Racing
Runs=2 Total laps=17 Full laps=12

Run #	1	Front Tyre	Slick-Medium	Rear Tyre	Slick-Medium	
New Tyre						
1	2'28.394	31.851	33.884	22.680	25.898	342.9
2	1'51.280	32.163	31.621	21.824	25.672	347.3
3	1'50.150	31.818	31.088	21.769	25.475	341.8
4	1'49.560	31.396	31.031	21.663	25.470	341.8
5	1'49.470	31.641	31.025	21.346	25.458	342.9
6	1'51.275	31.492	31.169	23.174	25.440	345.0
7	1'49.005	31.352	30.949	21.258	25.446	344.0
8	1'53.918 P	32.226	32.202	21.758	27.732	344.0

Run #	2	Front Tyre	Slick-Medium	Rear Tyre	Slick-Medium	
8 Laps at start						
9	11'16.664	30.311	32.375	22.090	28.871	316.8
10	1'50.597	31.890	31.530	21.579	25.598	341.8
11	1'49.642	31.455	31.138	21.500	25.549	341.8
12	1'49.941	31.611	31.326	21.364	25.640	338.6
13	1'53.054 P	31.816	31.591	21.852	27.795	338.6

Run #	3	Front Tyre	Slick-Medium	Rear Tyre	Slick-Medium	
13 Laps at start						
14	7'11.422	29.271	31.821	21.756	25.699	342.9
15	1'50.220	31.700	31.328	21.606	25.586	344.0
16	1'49.697	31.604	31.247	21.334	25.512	344.0
17	1'49.975	31.658	31.328	21.373	25.616	342.9

8th 20 Fabio QUARTARARO YAMAHA FRA
Monster Energy Yamaha MotoGP
Runs=1 Total laps=20 Full laps=17

Run #	1	Front Tyre	Slick-Medium	Rear Tyre	Slick-Medium	
New Tyre						
1	3'13.469	29.476	33.677	22.620	26.089	338.6
2	1'50.917	32.161	31.554	21.570	25.632	339.6
3	1'49.437	31.501	30.883	21.472	25.581	337.5
4	1'49.104	31.395	31.010	21.222	25.477	338.6
5	1'49.085	31.252	31.070	21.301	25.462	339.6
6	1'49.337	31.296	31.001	21.240	25.800	339.6
7	2'02.865	41.447	33.788	21.875	25.755	336.5
8	1'49.506	31.336	31.102	21.350	25.718	339.6
9	1'57.412 P	33.845	33.869	21.740	27.958	339.6

Fastest Lap:	Aleix ESPARGARO	Aprilia Racing	SPA	1'48.686	31.331	30.782	21.167	25.406
---------------------	-----------------	----------------	-----	-----------------	--------	--------	--------	--------

These data/results cannot be reproduced, stored and/or transmitted in whole or in part by any manner of electronic, mechanical, photocopying, recording, broadcasting or otherwise now known or herein after developed without the previous express consent by the copyright owner, except for reproduction in daily press and regular printed publications on sale to the public within 60 days of the event related to those data/results and always provided that copyright symbol appears together as follows below.
© DORNA, 2022

Official MotoGP Timing by TISSOT
www.motogp.com



Free Practice Nr. 1

MotoGP

Lap	Lap Time	T1	T2	T3	T4	Speed	Lap	Lap Time	T1	T2	T3	T4	Speed
Run # 2	Front Tyre	Slick-Medium	Rear Tyre	Slick-Medium									
9 Laps at start				9 Laps at start									
10	8'37.767 *	30.535	32.813	21.982*	25.847	340.7	12	1'50.495	31.971	31.355	21.510	25.659	339.6
11	1'54.462	31.666	35.355	21.768	25.673	339.6	13	1'50.082	31.738	31.285	21.371	25.688	338.6
12	1'52.964	31.427	31.215	24.590	25.732	340.7	14	2'01.005	31.527	31.170	22.190	36.118	251.4
13	1'49.566	31.440	31.171	21.382	25.573	339.6	15	1'49.739	31.591	31.003	21.301	25.844	340.7
14	1'49.272	31.335	31.014	21.369	25.554	340.7	16	2'01.051	35.832	32.990	24.040	28.189	325.4
15	1'57.592	31.212	32.831	27.762	25.787	339.6	17	1'49.303	31.489	30.985	21.268	25.561	341.8
16	1'49.652	31.491	31.100	21.377	25.684	339.6	18	1'49.170	31.355	30.944	21.216	25.655	342.9
17	2'07.638	31.438	31.020	26.619	38.561	339.6	19	1'49.436	31.418	31.083	21.337	25.598	340.7
18	1'49.776	31.708	31.082	21.301	25.685	340.7	20	2'00.138	31.418	31.782	30.362	26.576	337.5
19	1'49.155	31.367	30.917	21.267	25.604	341.8							
20	1'49.563	31.424	31.112	21.430	25.597	341.8							

9th 21 Franco MORBIDELLI YAMAHA ITA
 Monster Energy Yamaha MotoGP
 Runs=2 Total laps=14 Full laps=9

Run #	1	Front Tyre	Slick-Soft	Rear Tyre	Slick-Medium	Speed
			New Tyre	New Tyre		
1	2'04.470	31.395	33.862	22.263	26.492	334.4
2	1'51.981	32.548	31.539	21.938	25.956	334.4
3	1'50.221	31.924	31.137	21.434	25.726	334.4
4	1'49.598	31.628	31.024	21.304	25.642	334.4
5	1'50.960	31.566	31.014	21.193	27.187	334.4
6	1'49.548	31.616	31.065	21.274	25.593	336.5
7	1'53.282 P	31.686	31.097	21.169	29.330	332.3

Run #	2	Front Tyre	Slick-Medium	Rear Tyre	Slick-Medium	Speed
			New Tyre	7 Laps at start		
8	15'24.067	34.093	31.924	21.788	25.684	337.5
9	1'50.259	31.834	31.062	21.720	25.643	338.6
10	1'49.117	31.508	30.911	21.175	25.523	339.6
11	1'49.498	31.454	31.002	21.216	25.826	337.5
12	1'49.088	31.385	30.924	21.163	25.616	337.5
13	1'52.702 P	31.419	31.138	21.295	28.850	336.5

Run #	3	Front Tyre	Slick-Medium	Rear Tyre	Slick-Medium	Speed
			6 Laps at start		13 Laps at start	
14	7'37.473	36.866	32.476	23.994	25.875	340.7

10th 10 Luca MARINI DUCATI ITA
 Mooney VR46 Racing Team
 Runs=1 Total laps=20 Full laps=17

Run #	1	Front Tyre	Slick-Soft	Rear Tyre	Slick-Medium	Speed
			New Tyre	New Tyre		
1	2'46.804	29.330	33.257	22.784	26.140	341.8
2	1'51.508	32.475	31.399	21.906	25.728	342.9
3	1'50.221	31.877	31.130	21.548	25.666	342.9
4	1'49.933	31.909	31.069	21.426	25.529	341.8
5	1'49.322	31.572	30.917	21.330	25.503	341.8
6	1'49.624	31.460	30.972	21.577	25.615	339.6
7	1'49.688	31.509	31.030	21.358	25.791	337.5
8	1'49.534	31.508	31.010	21.445	25.571	339.6
9	1'56.827 P	35.253	32.209	21.992	27.373	334.4

Run #	2	Front Tyre	Slick-Medium	Rear Tyre	Slick-Medium	Speed
			New Tyre	9 Laps at start		
10	10'15.866	33.926	32.923	22.766	26.516	328.3
11	1'56.933	32.748	31.632	21.974	30.579	273.6

11th 93 Marc MARQUEZ HONDA SPA
 Repsol Honda Team
 Runs=2 Total laps=18 Full laps=13

Run #	1	Front Tyre	Slick-Medium	Rear Tyre	Slick-Medium	Speed
			New Tyre	New Tyre		
1	2'38.404	31.264	34.479	23.032	26.708	337.5
2	1'53.060	33.071	32.143	22.173	25.673	342.9
3	1'49.751	31.781	31.204	21.315	25.451	341.8
4	1'55.045	31.819	32.249	23.097	27.880	295.2
5	1'49.207	31.368	31.117	21.242	25.480	342.9
6	1'53.676	32.301	33.303	22.328	25.744	338.6
7	2'00.603 P	31.532	36.275	24.173	28.623	336.5

Run #	2	Front Tyre	Slick-Medium	Rear Tyre	Slick-Medium	Speed
			7 Laps at start		7 Laps at start	
8	8'21.707	29.736	33.080	22.299	26.357	337.5
9	1'52.116	32.459	32.193	21.822	25.642	338.6
10	1'51.024	31.650	31.353	21.857	26.164	339.6
11	1'49.597	31.550	31.199	21.385	25.463	339.6
12	1'51.425	31.442	31.069	23.177	25.737	338.6
13	1'58.398 P	34.199	34.031	22.003	28.165	336.5

Run #	3	Front Tyre	Slick-Medium	Rear Tyre	Slick-Medium	Speed
			13 Laps at start		13 Laps at start	
14	7'25.486	30.102	32.611	21.975	25.912	337.5
15	1'50.282	31.802	31.470	21.480	25.530	340.7
16	1'49.509	31.438	31.098	21.255	25.718	342.9
17	1'49.727	31.457	31.134	21.452	25.684	341.8
18	1'49.567	31.502	31.068	21.388	25.609	340.7

12th 89 Jorge MARTIN DUCATI SPA
 Prima Pramac Racing
 Runs=2 Total laps=19 Full laps=13

Run #	1	Front Tyre	Slick-Soft	Rear Tyre	Slick-Medium	Speed
			New Tyre	New Tyre		
1	2'06.057	30.436	32.635	21.902	25.758	335.4
2	1'50.471	32.070	31.247	21.663	25.491	341.8
3	1'50.843	32.006	31.159	22.140	25.538	339.6
4	1'49.321	31.484	31.033	21.368	25.436	341.8
5	1'50.273	31.289	31.100	21.234	26.650	344.0
6	1'49.334	31.475	31.121	21.181	25.557	339.6
7	1'54.148 P	32.888	31.362	21.518	28.380	336.5

Run #	2	Front Tyre	Slick-Medium	Rear Tyre	Slick-Medium	Speed
			New Tyre	7 Laps at start		
8	7'35.769	30.393	32.322	21.902	25.746	338.6
9	1'50.681	31.917	31.720	21.475	25.569	339.6
10	1'49.929	31.752	31.171	21.444	25.562	340.7
11	1'49.862	31.521	31.284	21.476	25.581	340.7

Fastest Lap: Aleix ESPARGARO Aprilia Racing SPA **1'48.686** 31.331 30.782 21.167 25.406

These data/results cannot be reproduced, stored and/or transmitted in whole or in part by any manner of electronic, mechanical, photocopying, recording, broadcasting or otherwise now known or herein after developed without the previous express consent by the copyright owner, except for reproduction in daily press and regular printed publications on sale to the public within 60 days of the event related to those data/results and always provided that copyright symbol appears together as follows below.
 © DORNA, 2022



Free Practice Nr. 1

MotoGP

Lap	Lap Time	T1	T2	T3	T4	Speed	Lap	Lap Time	T1	T2	T3	T4	Speed						
12	1'49.705	31.521	31.155	21.396	25.633	339.6	11	1'49.892	31.672	31.238	21.416	25.566	342.9						
13	1'49.613	31.473	31.224	21.342	25.574	340.7	12	1'49.661	31.514	31.295	21.320	25.532	342.9						
14	1'59.369 P	34.744	33.048	23.354	28.223	335.4	13	1'57.699 P	33.163	33.923	21.862	28.751	339.6						
Run #	3	Front Tyre Slick-Medium				Rear Tyre Slick-Hard				Run #	3	Front Tyre Slick-Medium				Rear Tyre Slick-Medium			
		7 Laps at start				New Tyre						New Tyre				New Tyre			
15	5'43.215	29.358	32.426	21.531	25.562	339.6	14	7'40.029	32.677	33.883	22.102	25.631	340.7						
16	1'50.172	31.670	31.212	21.730	25.560	338.6	15	1'49.349	31.467	31.063	21.236	25.583	338.6						
17	1'49.320	31.469	31.044	21.337	25.470	340.7	16	1'51.552	31.775	30.987	23.387	25.403	339.6						
18	1'49.508	31.532	31.113	21.355	25.508	340.7	17	1'55.112	31.525	31.043	21.300	31.244	341.8						
19	1'59.552 *	37.123	33.258	22.860*	26.311	337.5	18	1'59.204	40.491	31.629	21.478	25.606	346.1						

13th **43** **Jack MILLER** DUCATI AUS
Ducati Lenovo Team

Runs=2 Total laps=18 Full laps=12

Run #	1	Front Tyre	Slick-Soft	Rear Tyre	Slick-Medium	Speed
		New Tyre		New Tyre		
1	2'42.557	30.084	32.956	22.094	25.985	344.0
2	1'50.476	32.152	31.352	21.520	25.452	347.3
3	1'49.478	31.678	31.184	21.256	25.360	349.5
4	1'54.327	31.479	31.209	25.501	26.138	346.1
5	1'49.342	31.584	30.972	21.276	25.510	347.3
6	1'58.120	31.374	31.119	29.840	25.787	342.9
7	1'49.640	31.530	31.222	21.259	25.629	344.0
8	2'02.253 P	37.269	35.410	21.743	27.831	345.0
Run #	2	Front Tyre Slick-Soft		Rear Tyre Slick-Medium		
		8 Laps at start		8 Laps at start		
9	11'34.074	32.971	33.043	22.283	26.055	340.7
10	1'53.552	33.463	33.114	21.481	25.494	342.9
11	1'49.493	31.354	31.262	21.435	25.442	345.0
12	1'49.487	31.480	31.113	21.329	25.565	341.8
13	1'57.241	38.871	31.448	21.436	25.486	342.9
14	1'49.310 *	31.360	31.071	21.297	25.582*	341.8
15	1'58.103 P	31.361	31.207	24.451	31.084	330.3
Run #	3	Front Tyre Slick-Soft		Rear Tyre Slick-Medium		
		15 Laps at start		15 Laps at start		
16	3'42.817	29.900	33.171	22.030	25.904	341.8
17	1'51.642	33.447	31.232	21.490	25.473	345.0
18	1'49.322	31.398	31.059	21.330	25.535	345.0

14th **72** **Marco BEZZECCHI** DUCATI ITA
Mooney VR46 Racing Team

Runs=2 Total laps=18 Full laps=12

Run #	1	Front Tyre	Slick-Soft	Rear Tyre	Slick-Hard	Speed
		New Tyre		New Tyre		
1	3'04.291	30.392	33.937	22.585	26.336	341.8
2	1'52.055	32.584	31.837	21.761	25.873	340.7
3	1'50.373	31.899	31.323	21.459	25.692	340.7
4	1'49.834	31.665	31.214	21.342	25.613	341.8
5	1'50.129 *	31.602	31.346*	21.348	25.833	340.7
6	1'58.902 P	31.657	36.784	22.020	28.441	340.7
Run #	2	Front Tyre Slick-Soft		Rear Tyre Slick-Hard		
		6 Laps at start		6 Laps at start		
7	6'32.199	34.083	32.473	22.015	25.994	339.6
8	1'50.793	31.957	31.710	21.529	25.597	341.8
9	1'50.165	31.693	31.377	21.491	25.604	341.8
10	1'49.690	31.525	31.272	21.290	25.603	341.8

15th **12** **Maverick VIÑALES** APRILIA SPA
Aprilia Racing

Runs=3 Total laps=19 Full laps=11

Run #	1	Front Tyre	Slick-Medium	Rear Tyre	Slick-Medium	Speed
		New Tyre		New Tyre		
1	2'46.735	30.449	33.327	22.681	26.312	340.7
2	1'51.292	32.251	31.558	21.685	25.798	339.6
3	1'50.252	31.928	31.293	21.431	25.600	339.6
4	1'51.707	33.076	31.352	21.385	25.894	344.0
5	1'49.357	31.380	31.064	21.241	25.672	342.9
6	1'49.612	31.565	30.903	21.454	25.690	341.8
7	1'49.358	31.398	30.941	21.284	25.735	339.6
8	1'55.449 P	34.334	31.804	21.390	27.921	340.7
Run #	2	Front Tyre Slick-Medium		Rear Tyre Slick-Medium		
		8 Laps at start		8 Laps at start		
9	7'10.119	28.320	31.930	21.631	26.134	338.6
10	1'53.068 P	31.660	31.224	21.856	28.328	338.6
Run #	3	Front Tyre Slick-Medium		Rear Tyre Slick-Medium		
		10 Laps at start		10 Laps at start		
11	6'00.030 *	27.843	32.056	22.385	28.240*	339.6
12	1'50.894	32.221	31.478	21.486	25.709	339.6
13	1'52.758 *	31.711	31.470*	23.811	25.766	338.6
14	1'49.720	31.500	31.201	21.318	25.701	339.6
15	1'49.737	31.615	30.988	21.443	25.691	338.6
16	1'54.603 P	33.346	31.570	22.016	27.671	335.4
Run #	4	Front Tyre Slick-Medium		Rear Tyre Slick-Medium		
		16 Laps at start		16 Laps at start		
17	2'55.561	28.949	31.912	21.431	26.022	340.7
18	1'49.757	31.644	31.109	21.354	25.650	340.7
19	1'51.163	31.711	30.986	22.724	25.742	338.6

16th **35** **Cal CRUTCHLOW** YAMAHA GBR
WithU Yamaha RNF MotoGP Team

Runs=2 Total laps=17 Full laps=12

Run #	1	Front Tyre	Slick-Soft	Rear Tyre	Slick-Medium	Speed
		New Tyre		New Tyre		
1	2'48.189	32.149	34.111	22.930	26.386	338.6
2	1'52.267	32.640	31.880	21.919	25.828	339.6
3	1'50.313	31.826	31.262	21.475	25.750	338.6
4	1'49.853	31.688	31.263	21.359	25.543	344.0
5	1'49.392	31.464	30.991	21.426	25.511	344.0
6	1'51.074	31.753	31.523	22.064	25.734	340.7
7	1'50.028	31.627	31.054	21.515	25.832	339.6
8	2'05.882 P	39.477	36.244	22.097	28.064	344.0

Fastest Lap: Aleix ESPARGARO Aprilia Racing SPA **1'48.686** 31.331 30.782 21.167 25.406

These data/results cannot be reproduced, stored and/or transmitted in whole or in part by any manner of electronic, mechanical, photocopying, recording, broadcasting or otherwise now known or herein after developed without the previous express consent by the copyright owner, except for reproduction in daily press and regular printed publications on sale to the public within 60 days of the event related to those data/results and always provided that copyright symbol appears together as follows below.
© DORNA, 2022



Free Practice Nr. 1

MotoGP

Lap	Lap Time	T1	T2	T3	T4	Speed	Lap	Lap Time	T1	T2	T3	T4	Speed	
Run # 2	Front Tyre Slick-Soft	Rear Tyre Slick-Medium		8 Laps at start		8 Laps at start		12	1'49.490	31.448	31.138	21.500	25.404	341.8
9	10'32.421	30.518	33.788	23.135	26.180	338.6	13	1'53.838	31.626	33.218	23.417	25.577	344.0	
10	1'52.597	32.710	32.080	21.960	25.847	338.6	14	1'51.934	P 31.542	31.334	21.628	27.430	342.9	
11	1'50.260	31.707	31.353	21.470	25.730	339.6	Run # 3	Front Tyre Slick-Soft	Rear Tyre Slick-Medium		14 Laps at start		14 Laps at start	
12	1'50.239	31.745	31.214	21.476	25.804	338.6	15	6'09.793	29.884	32.192	22.144	25.933	338.6	
13	2'01.445	31.800	31.235	21.823	36.587	211.6	16	1'50.411	31.757	31.477	21.553	25.624	339.6	
14	1'49.600	31.644	30.970	21.351	25.635	340.7	17	1'50.025	31.580	31.252	21.518	25.675	340.7	
15	1'49.560	31.569	30.976	21.300	25.715	341.8	18	1'51.433	31.722	31.409	21.693	26.609	325.4	
16	2'01.023	P 38.444	32.500	23.171	26.908	337.5	19	1'50.256	31.599	31.332	21.510	25.815	338.6	

Run #	3	Front Tyre	Slick-Soft	Rear Tyre	Slick-Medium	16 Laps at start	16 Laps at start
17	5'38.765	33.195	34.535	21.773	25.816	347.3	

17th	36	Joan MIR	SUZUKI	SPA
		Team SUZUKI ECSTAR		
		Runs=3	Total laps=14	Full laps=7

Run #	1	Front Tyre	Slick-Soft	Rear Tyre	Slick-Medium	New Tyre	New Tyre
1	2'05.167	31.520	33.114	22.431	26.033	342.9	
2	1'53.480	32.478	31.400	23.757	25.845	340.7	
3	1'49.660	31.601	31.160	21.499	25.400	342.9	
4	1'52.958	33.786	31.708	21.760	25.704	340.7	
5	2'04.191	P 31.453	39.854	22.599	30.285	336.5	

Run #	2	Front Tyre	Slick-Soft	Rear Tyre	Slick-Medium	5 Laps at start	5 Laps at start
6	9'20.886	30.107	32.261	21.919	25.703	341.8	
7	1'50.144	31.894	31.325	21.439	25.486	340.7	
8	1'52.576	31.543	31.073	21.607	28.353	342.9	
9	1'49.705	* 31.463	31.174	21.391	25.677*	341.8	
10	1'49.447	31.450	31.099	21.502	25.396	342.9	
11	2'00.049	P 34.889	33.464	22.235	29.461	336.5	

Run #	3	Front Tyre	Slick-Medium	Rear Tyre	Slick-Medium	New Tyre	11 Laps at start
12	12'34.920	29.878	32.091	21.622	25.899	341.8	
13	1'49.931	31.920	31.165	21.433	25.413	344.0	
14	2'27.963	P 31.356	31.130	55.818	29.659	335.4	

18th	73	Alex MARQUEZ	HONDA	SPA
		LCR Honda CASTROL		
		Runs=2	Total laps=19	Full laps=13

Run #	1	Front Tyre	Slick-Soft	Rear Tyre	Slick-Medium	New Tyre	New Tyre
1	2'12.617	29.973	33.407	23.176	26.159	337.5	
2	1'52.407	32.566	31.987	22.197	25.657	338.6	
3	1'50.745	32.105	31.370	21.693	25.577	338.6	
4	1'50.203	31.789	31.339	21.556	25.519	338.6	
5	1'49.831	31.636	31.229	21.487	25.479	338.6	
6	1'50.006	31.712	31.318	21.500	25.476	339.6	
7	1'49.700	31.466	31.232	21.452	25.550	338.6	
8	1'56.022	P 33.231	32.058	22.436	28.297	338.6	

Run #	2	Front Tyre	Slick-Soft	Rear Tyre	Slick-Medium	8 Laps at start	8 Laps at start
9	7'45.626	27.803	32.252	22.084	25.850	340.7	
10	1'50.590	* 31.753	31.310	21.847	25.680*	342.9	
11	1'49.809	31.641	31.167	21.498	25.503	341.8	

19th	44	Poi ESPARGARO	HONDA	SPA
		Repsol Honda Team		
		Runs=3	Total laps=18	Full laps=11

Run #	1	Front Tyre	Slick-Soft	Rear Tyre	Slick-Medium	New Tyre	New Tyre
1	2'26.505	33.423	34.641	23.529	27.001	337.5	
2	1'56.404	33.345	35.105	22.003	25.951	340.7	
3	1'49.537	31.570	31.207	21.167	25.593	340.7	
4	1'49.515	31.661	31.017	21.294	25.543	340.7	
5	1'50.757	31.356	31.211	21.926	26.264	338.6	
6	1'54.962	31.765	34.266	23.073	25.858	340.7	
7	1'50.444	31.504	31.013	21.772	26.155	336.5	
8	1'49.566	31.473	31.084	21.394	25.615	339.6	
9	1'58.781	P 35.866	32.534	22.491	27.890	337.5	

Run #	2	Front Tyre	Slick-Soft	Rear Tyre	Slick-Medium	9 Laps at start	9 Laps at start
10	8'07.057	* 28.938	32.619	22.051	26.154*	334.4	
11	1'51.126	32.178	31.480	21.610	25.858	335.4	
12	1'54.074	32.082	33.880	22.169	25.943	335.4	
13	1'53.820	* 31.878	31.408	24.683*	25.851	336.5	
14	1'55.228	P 31.947	33.266*	22.066	27.949	335.4	

Run #	3	Front Tyre	Slick-Medium	Rear Tyre	Slick-Hard	New Tyre	New Tyre
15	6'42.197	28.402	32.718	21.775	25.926	336.5	
16	1'50.517	31.923	31.233	21.735	25.626	339.6	
17	1'49.576	31.661	31.037	21.303	25.575	340.7	
18	1'52.860	P 31.678	31.267	22.027	27.888	335.4	

20th	33	Brad BINDER	KTM	RSA
		Red Bull KTM Factory Racing		
		Runs=2	Total laps=17	Full laps=10

Run #	1	Front Tyre	Slick-Medium	Rear Tyre	Slick-Hard	New Tyre	New Tyre
1	2'26.243	34.138	34.932	23.288	27.101	340.7	
2	1'57.968	32.719	31.653	21.605	31.991	341.8	
3	1'50.410	31.962	31.450	21.445	25.553	347.3	
4	1'49.853	31.603	31.274	21.446	25.530	344.0	
5	1'50.087	31.557	31.430	21.442	25.658	345.0	
6	2'10.155	42.489	32.997	28.830	25.839	342.9	
7	1'50.082	31.610	31.189	21.548	25.735	344.0	
8	2'00.060	P 37.227	32.084	22.122	28.627	344.0	

Run #	2	Front Tyre	Slick-Medium	Rear Tyre	Slick-Hard	8 Laps at start	8 Laps at start
9	7'03.133	31.882	34.246	28.017	25.973	340.7	
10	1'50.760	* 32.111	31.412	21.602	25.635*	342.9	

Fastest Lap:	Aleix ESPARGARO	Aprilia Racing	SPA	1'48.686	31.331	30.782	21.167	25.406
---------------------	-----------------	----------------	-----	----------	--------	--------	--------	--------

These data/results cannot be reproduced, stored and/or transmitted in whole or in part by any manner of electronic, mechanical, photocopying, recording, broadcasting or otherwise now known or herein after developed without the previous express consent by the copyright owner, except for reproduction in daily press and regular printed publications on sale to the public within 60 days of the event related to those data/results and always provided that copyright symbol appears together as follows below.
© DORNA, 2022



Free Practice Nr. 1

MotoGP

Lap	Lap Time	T1	T2	T3	T4	Speed	Lap	Lap Time	T1	T2	T3	T4	Speed
11	1'50.233	31.763	31.273	21.574	25.623	340.7	14	1'50.400	31.779	31.144	21.518	25.959	333.4
12	1'50.074	31.583	31.301	21.560	25.630	341.8	15	1'51.644	31.861	32.275	21.596	25.912	332.3
13	1'50.320	31.602	31.325	21.702	25.691	340.7	16	1'57.925	31.906	33.641	22.253	30.125	249.1
14	2'03.554 P	38.781	34.738	21.872	28.163	341.8	17	1'50.249	31.607	31.255	21.435	25.952	336.5
Run #	3	Front Tyre	Slick-Medium	Rear Tyre	Slick-Medium		18	1'54.061 *	31.815	31.306	21.621*	29.319	282.9
		New Tyre		New Tyre									

15	9'10.900	32.844	33.454	23.813	25.534	338.6
16	1'49.642	31.639	31.002	21.328	25.673	340.7
17	1'48.781 *	31.266	30.851	21.312*	25.352	341.8

21st 49 Fabio DI GIANNANTONI DUCATI ITA
Gresini Racing MotoGP

Runs=1 Total laps=18 Full laps=14

Run #	1	Front Tyre	Slick-Soft	Rear Tyre	Slick-Medium	
		New Tyre		New Tyre		
1	2'20.947	31.171	33.417	22.856	26.250	337.5
2	1'51.930	32.737	31.636	21.706	25.851	338.6
3	1'50.614	31.920	31.547	21.373	25.774	337.5
4	1'50.075	31.753	31.265	21.374	25.683	338.6
5	1'49.850	31.633	31.215	21.384	25.618	338.6
6	1'49.854	31.653	31.288	21.295	25.618	338.6
7	1'49.903 *	31.621	31.156*	21.379	25.747	336.5
8	1'52.364	31.526	31.277	23.708	25.853	337.5
9	1'49.949	31.620	31.223	21.306	25.800	338.6
10	1'58.124 P	34.181	32.783	22.626	28.534	333.4

Run #	2	Front Tyre	Slick-Soft	Rear Tyre	Slick-Medium	
		10 Laps at start		10 Laps at start		
11	14'31.760	30.791	32.620	22.286	26.031	334.4
12	1'51.241	32.037	31.594	21.602	26.008	334.4
13	1'50.383	31.686	31.390	21.409	25.898	335.4
14	1'50.497	31.785	31.290	21.450	25.972	335.4
15	1'51.285	31.749	31.283	21.557	26.696	306.9
16	1'50.075	31.642	31.199	21.379	25.855	339.6
17	1'50.467	31.637	31.280	21.695	25.855	344.0
18	2'07.164	37.259	33.956	29.137	26.812	331.3

22nd 87 Remy GARDNER KTM AUS
Tech3 KTM Factory Racing

Runs=1 Total laps=18 Full laps=12

Run #	1	Front Tyre	Slick-Medium	Rear Tyre	Slick-Medium	
		New Tyre		New Tyre		
1	2'21.505	32.460	34.253	23.927	28.132	244.6
2	1'58.445 *	32.706	34.987	23.737*	27.015*	318.7
3	1'51.003	31.927	31.367	21.674	26.035	338.6
4	1'50.405	31.907	31.174	21.393	25.931	334.4
5	1'50.373	31.721	31.129	21.475	26.048	335.4
6	1'54.903 *	31.885	34.815*	22.217	25.986	335.4
7	2'02.103	33.236	35.538	22.722	30.607	254.9
8	2'00.116 P	31.964	35.190*	22.208	30.754	233.5

Run #	2	Front Tyre	Slick-Medium	Rear Tyre	Slick-Medium	
		8 Laps at start		8 Laps at start		
9	12'00.742	30.686	32.410	22.197	26.460	327.3
10	2'07.192	32.287	31.681	28.613	34.611	209.1
11	1'57.526	32.034	31.325	21.463	32.704	331.3
12	1'51.290	32.109	31.694	21.540	25.947	333.4
13	2'08.649	31.644	31.363	28.220	37.422	212.8

23rd 25 Raul FERNANDEZ KTM SPA
Tech3 KTM Factory Racing

Runs=2 Total laps=17 Full laps=11

Run #	1	Front Tyre	Slick-Medium	Rear Tyre	Slick-Medium	
		New Tyre		New Tyre		
1	2'27.267	33.412	34.422	23.762	27.248	333.4
2	1'56.048	33.848	31.984	22.183	28.033	339.6
3	1'51.433	32.169	31.697	21.691	25.876	338.6
4	1'50.312	31.676	31.265	21.595	25.776	340.7
5	1'50.429	31.686	31.557	21.529	25.657	339.6
6	1'50.776	31.778	31.370	21.589	26.039	337.5
7	2'05.204 P	36.927	33.632	22.732	31.913	332.3

Run #	2	Front Tyre	Slick-Medium	Rear Tyre	Slick-Medium	
		7 Laps at start		7 Laps at start		
8	7'11.750	30.807	33.105	22.980	26.060	337.5
9	1'51.673	32.153	31.893	21.850	25.777	338.6
10	1'51.451 *	31.974	31.618	21.837	26.022*	339.6
11	2'02.715 P	36.936	33.495	22.650	29.634	336.5

Run #	3	Front Tyre	Slick-Medium	Rear Tyre	Slick-Medium	
		11 Laps at start		11 Laps at start		
12	10'08.659	36.432	33.357	22.235	25.936	335.4
13	1'54.257	32.086	31.784	24.215	26.172	335.4
14	1'50.863	31.883	31.420	21.785	25.775	335.4
15	1'57.869	31.931	31.574	28.370	25.994	336.5
16	1'51.753	32.045	31.936	21.761	26.011	336.5
17	2'05.254	41.166	33.881	23.236	26.971	331.3

24th 40 Darryn BINDER YAMAHA RSA
WithU Yamaha RNF MotoGP Team

Runs=1 Total laps=19 Full laps=16

Run #	1	Front Tyre	Slick-Soft	Rear Tyre	Slick-Medium	
		New Tyre		New Tyre		
1	2'11.914	30.285	33.805	23.194	26.814	319.6
2	1'53.954	32.943	32.197	22.161	26.653	339.6
3	1'50.370	31.952	31.339	21.475	25.604	341.8
4	1'50.391	31.698	31.459	21.582	25.652	340.7
5	1'50.436	31.743	31.377	21.560	25.756	340.7
6	1'51.264	31.978	31.755	21.732	25.799	339.6
7	1'51.266	31.973	31.825	21.527	25.941	336.5
8	1'51.483	32.123	31.822	21.729	25.809	338.6
9	1'51.190	31.871	31.709	21.770	25.840	338.6
10	1'55.388 P	32.693	31.910	22.133	28.652	339.6

Run #	2	Front Tyre	Slick-Medium	Rear Tyre	Slick-Medium	
		New Tyre		10 Laps at start		
11	11'30.278 *	35.136	34.922*	22.522	26.421	340.7
12	1'51.653	32.232	31.755	21.778	25.888	339.6
13	1'50.903	31.904	31.663	21.575	25.761	338.6
14	1'50.823	31.865	31.580	21.690	25.688	338.6
15	1'50.487	31.845	31.298	21.622	25.722	339.6
16	1'52.896	31.914	31.424	23.286	26.272	337.5

Fastest Lap: Aleix ESPARGARO Aprilia Racing SPA **1'48.686** 31.331 30.782 21.167 25.406

These data/results cannot be reproduced, stored and/or transmitted in whole or in part by any manner of electronic, mechanical, photocopying, recording, broadcasting or otherwise now known or herein after developed without the previous express consent by the copyright owner, except for reproduction in daily press and regular printed publications on sale to the public within 60 days of the event related to those data/results and always provided that copyright symbol appears together as follows below.
© DORNA, 2022



Free Practice Nr. 1

MotoGP

Lap	Lap Time	T1	T2	T3	T4	Speed	Lap	Lap Time	T1	T2	T3	T4	Speed
17	1'50.834	31.949	31.455	21.758	25.672	341.8							
18	1'51.412	31.749	31.295	22.540	25.828	341.8							
19	1'51.325	32.189	31.558	21.742	25.836	342.9							

Fastest Lap: Aleix ESPARGARO	Aprilia Racing	SPA	1'48.686	31.331	30.782	21.167	25.406
-------------------------------------	----------------	-----	-----------------	--------	--------	--------	--------

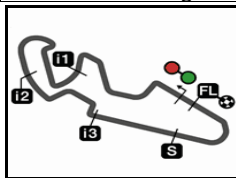
These data/results cannot be reproduced, stored and/or transmitted in whole or in part by any manner of electronic, mechanical, photocopying, recording, broadcasting or otherwise now known or herein after developed without the previous express consent by the copyright owner, except for reproduction in daily press and regular printed publications on sale to the public within 60 days of the event related to those data/results and always provided that copyright symbol appears together as follows below.
© DORNA, 2022

Official MotoGP Timing by **TISSOT**
www.motogp.com

Alcañiz, Friday, September 16, 2022

Page 7 of 7





5077 m.

GRAN PREMIO ANIMOCA BRANDS DE ARAGÓN

Free Practice Nr. 1

Best Partial Times

MotoGP™

IT Ideal Lap Time, sum of the best partial times

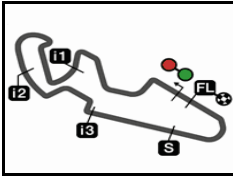
BT Best Lap Time

T1		T2		T3		T4				IT		BT	
Pos	Rider	Time	Rider	Time	Rider	Time	Rider	Time	Pos	Rider	IT	BT	
1	A.RINS	31.115	J.ZARCO	30.690	E.BASTIANINI	21.028	A.ESPARGARO	25.345	1	A.RINS	1'48.597	1'48.775	(3)
2	T.NAKAGAMI	31.173	A.ESPARGARO	30.782	F.BAGNAIA	21.103	B.BINDER	25.352	2	T.NAKAGAMI	1'48.624	1'48.862	(4)
3	F.QUARTARARO	31.212	T.NAKAGAMI	30.801	F.MORBIDELLI	21.163	J.MILLER	25.360	3	A.ESPARGAR	1'48.625	1'48.686	(1)
4	F.BAGNAIA	31.255	B.BINDER	30.851	A.ESPARGARO	21.167	E.BASTIANINI	25.384	4	E.BASTIANINI	1'48.687	1'48.891	(6)
5	B.BINDER	31.266	A.RINS	30.866	P.ESPARGARO	21.167	J.ZARCO	25.385	5	F.BAGNAIA	1'48.694	1'48.698	(2)
6	J.MARTIN	31.289	F.QUARTARARO	30.883	J.MARTIN	21.181	J.MIR	25.396	6	J.ZARCO	1'48.776	1'48.882	(5)
7	E.BASTIANINI	31.317	F.BAGNAIA	30.898	A.RINS	21.196	M.BEZZECCHI	25.403	7	F.QUARTARAR	1'48.779	1'49.085	(8)
8	A.ESPARGARO	31.331	M.VIÑALES	30.903	T.NAKAGAMI	21.210	A.MARQUEZ	25.404	8	B.BINDER	1'48.797	1'49.642	(20)
9	M.OLIVEIRA	31.352	F.MORBIDELLI	30.911	L.MARINI	21.216	A.RINS	25.420	9	J.MARTIN	1'48.939	1'49.320	(12)
10	J.MILLER	31.354	L.MARINI	30.917	F.QUARTARARO	21.222	J.MARTIN	25.436	10	J.MILLER	1'48.942	1'49.322	(13)
11	L.MARINI	31.355	M.OLIVEIRA	30.949	M.BEZZECCHI	21.236	F.BAGNAIA	25.438	11	F.MORBIDELLI	1'48.982	1'49.088	(9)
12	J.MIR	31.356	E.BASTIANINI	30.958	M.VIÑALES	21.241	T.NAKAGAMI	25.440	12	L.MARINI	1'48.991	1'49.170	(10)
13	P.ESPARGARO	31.356	C.CRUTCHLOW	30.970	M.MARQUEZ	21.242	M.OLIVEIRA	25.440	13	M.OLIVEIRA	1'48.999	1'49.005	(7)
14	M.MARQUEZ	31.368	J.MILLER	30.972	J.MILLER	21.256	M.MARQUEZ	25.451	14	P.ESPARGAR	1'49.079	1'49.515	(19)
15	J.ZARCO	31.378	M.BEZZECCHI	30.987	M.OLIVEIRA	21.258	F.QUARTARARO	25.462	15	M.BEZZECCHI	1'49.093	1'49.349	(14)
16	M.VIÑALES	31.380	P.ESPARGARO	31.013	F.DI GIANNANTO	21.295	L.MARINI	25.503	16	M.VIÑALES	1'49.124	1'49.357	(15)
17	F.MORBIDELLI	31.385	J.MARTIN	31.033	C.CRUTCHLOW	21.300	C.CRUTCHLOW	25.511	17	M.MARQUEZ	1'49.129	1'49.207	(11)
18	A.MARQUEZ	31.448	M.MARQUEZ	31.068	J.ZARCO	21.323	F.MORBIDELLI	25.523	18	J.MIR	1'49.216	1'49.447	(17)
19	C.CRUTCHLOW	31.464	J.MIR	31.073	B.BINDER	21.328	P.ESPARGARO	25.543	19	C.CRUTCHLO	1'49.245	1'49.392	(16)
20	M.BEZZECCHI	31.467	R.GARDNER	31.129	J.MIR	21.391	M.VIÑALES	25.600	20	A.MARQUEZ	1'49.442	1'49.490	(18)
21	F.DI GIANNANTO	31.526	A.MARQUEZ	31.138	R.GARDNER	21.393	D.BINDER	25.604	21	F.DI GIANNAN	1'49.638	1'49.850	(21)
22	R.GARDNER	31.607	F.DI GIANNANTO	31.199	A.MARQUEZ	21.452	F.DI GIANNANTO	25.618	22	R.GARDNER	1'50.041	1'50.249	(22)
23	R.FERNANDEZ	31.676	R.FERNANDEZ	31.265	D.BINDER	21.475	R.FERNANDEZ	25.657	23	D.BINDER	1'50.072	1'50.370	(24)
24	D.BINDER	31.698	D.BINDER	31.295	R.FERNANDEZ	21.529	R.GARDNER	25.912	24	R.FERNANDEZ	1'50.127	1'50.312	(23)

These data/results cannot be reproduced, stored and/or transmitted in whole or in part by any manner of electronic, mechanical, photocopying, recording, broadcasting or otherwise now known or herein after developed without the previous express consent by the copyright owner, except for reproduction in daily press and regular printed publications on sale to the public within 60 days of the event related to those data/results and always provided that copyright symbol appears together as follows below.


© DORNA, 2022





5077 m.

GRAN PREMIO ANIMOCA BRANDS DE ARAGÓN**Free Practice Nr. 1****Fastest Laps Sequence**

<i>Practice Time</i>	 <i>Rider</i>	<i>Nation</i>	<i>Motorcycle</i>	<i>Time</i>	<i>Km/h</i>	<i>Rider's Lap</i>
3'56.451	21 Franco MORBIDELLI	ITA	YAMAHA	1'51.981	163.2	2
3'56.528	89 Jorge MARTIN	SPA	DUCATI	1'50.471	165.4	2
5'46.672	21 Franco MORBIDELLI	ITA	YAMAHA	1'50.221	165.8	3
5'48.307	36 Joan MIR	SPA	SUZUKI	1'49.660	166.6	3
6'12.446	44 Po Espargaro	SPA	HONDA	1'49.537	166.8	3
6'20.767	23 Enea BASTIANINI	ITA	DUCATI	1'49.480	166.9	3
6'21.862	41 Aleix ESPARGARO	SPA	APRILIA	1'49.349	167.1	3
7'36.692	89 Jorge MARTIN	SPA	DUCATI	1'49.321	167.1	4
7'59.935	5 Johann ZARCO	FRA	DUCATI	1'48.882	167.8	4
10'22.418	63 Francesco BAGNAIA	ITA	DUCATI	1'48.698	168.1	5
11'53.070	41 Aleix ESPARGARO	SPA	APRILIA	1'48.686	168.1	6

These data/results cannot be reproduced, stored and/or transmitted in whole or in part by any manner of electronic, mechanical, photocopying, recording, broadcasting or otherwise now known or herein after developed without the previous express consent by the copyright owner, except for reproduction in daily press and regular printed publications on sale to the public within 60 days of the event related to those data/results and always provided that copyright symbol appears together as follows below.

© DORNA, 2022

