

MOTUL GRAND PRIX OF JAPAN

Free Practice Nr. 1

Classification

3

	Rider	Nation	Team	Motorcycle	Time	Lap Total	Gap	Top Speed
1	37 Augusto FERNANDEZ	SPA	Red Bull KTM Ajo	KALEX	1'50.493	14 17		257.1
2	35 Somkiat CHANTRA	THA	IDEMITSU Honda Team Asia	KALEX	1'50.577	14 17	0.084 0.084	260.8
3	51 Pedro ACOSTA	SPA	Red Bull KTM Ajo	KALEX	1'50.783	14 17	0.290 0.206	262.1
4	79 Ai OGURA	JPN	IDEMITSU Honda Team Asia	KALEX	1'50.885	15 16	0.392 0.102	258.3
5	12 Filip SALAC	CZE	Gresini Racing Moto2	KALEX	1'50.967	13 16	0.474 0.082	258.3
6	14 Tony ARBOLINO	ITA	Elf Marc VDS Racing Team	KALEX	1'51.014	15 18	0.521 0.047	262.7
7	21 Alonso LOPEZ	SPA	CAG Speed Up	BOSCOSCURO	1'51.170	14 18	0.677 0.156	257.1
8	75 Albert ARENAS	SPA	Shimoko GASGAS Aspar Team	KALEX	1'51.291	13 16	0.798 0.121	260.2
9	9 Jorge NAVARRO	SPA	Flexbox HP40	KALEX	1'51.316	16 18	0.823 0.025	257.7
10	96 Jake DIXON	GBR	Shimoko GASGAS Aspar Team	KALEX	1'51.448	14 16	0.955 0.132	260.8
11	54 Fermín ALDEGUER	SPA	CAG Speed Up	BOSCOSCURO	1'51.451	16 18	0.958 0.003	257.7
12	84 Zonta VD GOORBERGH	NED	RW Racing GP	KALEX	1'51.489	14 17	0.996 0.038	257.1
13	16 Joe ROBERTS	USA	Italtrans Racing Team	KALEX	1'51.555	13 18	1.062 0.066	255.3
14	64 Bo BENDSNEYDER	NED	Pertamina Mandalika SAG Team	KALEX	1'51.727	12 16	1.234 0.172	257.1
15	40 Aron CANET	SPA	Flexbox HP40	KALEX	1'51.864	15 15	1.371 0.137	258.3
16	52 Jeremy ALCOBA	SPA	Liqui Moly Intact GP	KALEX	1'51.916	14 17	1.423 0.052	258.3
17	18 Manuel GONZALEZ	SPA	Yamaha VR46 Master Camp Team	KALEX	1'52.147	14 16	1.654 0.231	259.6
18	23 Marcel SCHROTTER	GER	Liqui Moly Intact GP	KALEX	1'52.286	13 16	1.793 0.139	257.7
19	7 Barry BALTUS	BEL	RW Racing GP	KALEX	1'52.307	15 18	1.814 0.021	256.5
20	6 Cameron BEAUBIER	USA	American Racing	KALEX	1'52.476	16 16	1.983 0.169	255.9
21	13 Celestino VIETTI	ITA	Mooney VR46 Racing Team	KALEX	1'52.573	5 15	2.080 0.097	258.9
22	28 Niccolò ANTONELLI	ITA	Mooney VR46 Racing Team	KALEX	1'52.789	11 16	2.296 0.216	259.6
23	42 Marcos RAMIREZ	SPA	MV Agusta Forward Racing	MV AGUSTA	1'52.942	9 14	2.449 0.153	257.1
24	29 Taiga HADA	JPN	Pertamina Mandalika SAG Team	KALEX	1'53.011	12 16	2.518 0.069	258.9
25	19 Lorenzo DALLA PORTA	ITA	Italtrans Racing Team	KALEX	1'53.017	15 18	2.524 0.006	261.5
26	22 Sam LOWES	GBR	Elf Marc VDS Racing Team	KALEX	1'53.122	13 15	2.629 0.105	254.1
27	61 Alessandro ZACCONE	ITA	Gresini Racing Moto2	KALEX	1'53.213	15 18	2.720 0.091	255.9
28	81 Keminth KUBO	THA	Yamaha VR46 Master Camp Team	KALEX	1'53.422	6 10	2.929 0.209	257.7
29	24 Simone CORSI	ITA	MV Agusta Forward Racing	MV AGUSTA	1'53.614	10 13	3.121 0.192	255.3
30	4 Sean Dylan KELLY	USA	American Racing	KALEX	1'55.185	7 9	4.692 1.571	255.9

Practice condition: Dry
 Air: 26°
 Humidity: 76%
 Ground: 30°

Fastest Lap:	Lap: 14	Augusto FERNANDEZ	1'50.493	156.4 Km/h
Best Race Lap:	2016	Franco MORBIDELLI	1'50.788	156.0 Km/h
All Time Lap Record:	2016	Johann ZARCO	1'49.961	157.1 Km/h

The results are provisional until the end of the limit for protest and appeals.

Time limit for protest expires 30' after publication of the results - Time:

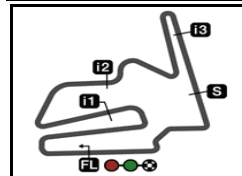
These data/results cannot be reproduced, stored and/or transmitted in whole or in part by any manner of electronic, mechanical, photocopying, recording, broadcasting or otherwise now known or herein after developed without the previous express consent by the copyright owner, except for reproduction in daily press and regular printed publications on sale to the public within 60 days of the event related to those data/results and always provided that copyright symbol appears together as follows below.

© DORNA, 2022

Official MotoGP Timing by TISSOT
 www.motogp.com

Motegi, Friday, September 23, 2022





MOTUL GRAND PRIX OF JAPAN

Free Practice Nr. 1

Top Speed & Average

4



Rider	Nation	Motorcycle	Top 5 speeds					Average	Top
14 Tony ARBOLINO	ITA	KALEX	262.7	260.2	259.6	258.9	258.9	260.1	262.7
51 Pedro ACOSTA	SPA	KALEX	262.1	262.1	262.1	261.5	261.5	261.8	262.1
19 Lorenzo DALLA PORTA	ITA	KALEX	261.5	261.5	260.2	259.6	259.6	260.5	261.5
35 Somkiat CHANTRA	THA	KALEX	260.8	258.9	257.7	257.7	257.1	257.9	260.8
96 Jake DIXON	GBR	KALEX	260.8	260.2	260.2	259.6	258.9	259.8	260.8
75 Albert ARENAS	SPA	KALEX	260.2	259.6	257.7	257.7	257.1	258.1	260.2
18 Manuel GONZALEZ	SPA	KALEX	259.6	258.3	257.7	257.1	257.1	258.0	259.6
28 Niccolò ANTONELLI	ITA	KALEX	259.6	259.6	259.6	258.3	257.7	258.3	259.6
13 Celestino VIETTI	ITA	KALEX	258.9	258.9	258.3	258.3	257.7	258.2	258.9
29 Taiga HADA	JPN	KALEX	258.9	257.1	257.1	255.9	254.7	256.0	258.9
12 Filip SALAC	CZE	KALEX	258.3	257.1	257.1	256.5	256.5	257.0	258.3
40 Aron CANET	SPA	KALEX	258.3	257.7	257.1	257.1	257.1	257.5	258.3
52 Jeremy ALCOBA	SPA	KALEX	258.3	257.7	257.7	257.1	256.5	257.5	258.3
79 Ai OGURA	JPN	KALEX	258.3	257.7	257.7	257.7	257.1	257.5	258.3
9 Jorge NAVARRO	SPA	KALEX	257.7	257.7	257.7	257.1	255.9	256.7	257.7
23 Marcel SCHROTTER	GER	KALEX	257.7	257.1	257.1	256.5	255.9	256.9	257.7
54 Fermín ALDEGUER	SPA	BOSCOSCURO	257.7	257.7	257.1	257.1	257.1	257.3	257.7
81 Keminth KUBO	THA	KALEX	257.7	257.1	253.5	252.9	252.9	254.8	257.7
21 Alonso LOPEZ	SPA	BOSCOSCURO	257.1	256.5	255.9	255.9	255.9	256.3	257.1
37 Augusto FERNANDEZ	SPA	KALEX	257.1	257.1	257.1	255.9	255.3	256.2	257.1
42 Marcos RAMIREZ	SPA	MV AGUSTA	257.1	256.5	255.9	255.9	255.3	256.1	257.1
64 Bo BENDSNEYDER	NED	KALEX	257.1	256.5	255.9	255.9	255.3	256.1	257.1
84 Zonta VD GOORBERGH	NED	KALEX	257.1	257.1	257.1	256.5	256.5	256.8	257.1
7 Barry BALTUS	BEL	KALEX	256.5	255.3	255.3	255.3	254.7	255.3	256.5
4 Sean Dylan KELLY	USA	KALEX	255.9	255.3	254.1	252.9	251.7	254.0	255.9
6 Cameron BEAUBIER	USA	KALEX	255.9	255.9	255.9	255.3	254.7	255.4	255.9
61 Alessandro ZACCONI	ITA	KALEX	255.9	255.9	255.9	254.1	253.5	254.8	255.9
16 Joe ROBERTS	USA	KALEX	255.3	255.3	254.7	254.7	254.1	254.6	255.3
24 Simone CORSI	ITA	MV AGUSTA	255.3	254.1	253.5	253.5	252.9	253.9	255.3
22 Sam LOWES	GBR	KALEX	254.1	253.5	252.9	252.9	252.9	253.3	254.1

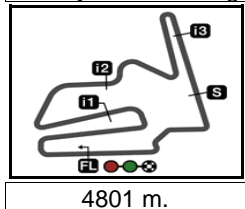
These data/results cannot be reproduced, stored and/or transmitted in whole or in part by any manner of electronic, mechanical, photocopying, recording, broadcasting or otherwise now known or herein after developed without the previous express consent by the copyright owner, except for reproduction in daily press and regular printed publications on sale to the public within 60 days of the event related to those data/results and always provided that copyright symbol appears together as follows below.

© DORNA, 2022

Official MotoGP Timing by TISSOT
www.motogp.com



Motegi, Friday, September 23, 2022



MOTUL GRAND PRIX OF JAPAN

Free Practice Nr. 1

Chronological Analysis of Performances

5

* Lap / Sector time cancelled T1 Time from finish line to 1st intermediate T3 Time from 2nd intermed. to 3rd intermed.
 P Crossing the finish line in pit lane T2 Time from 1st intermed. to 2nd intermed. T4 Time from 3rd intermediate to finish line

Lap	Lap Time	T1	T2	T3	T4	Speed	Lap	Lap Time	T1	T2	T3	T4	Speed
1st 37 Augusto FERNAND Red Bull KTM Ajo SPA							5 1'53.425 28.834 22.206 31.160 31.225 259.6						
Runs=1 Total laps=17 Full laps=13							6 1'52.705 28.907 22.147 30.707 30.944 260.2						
1	2'48.419	34.610	23.464	32.490	33.534	214.2	7	1'52.203	28.788	21.856	30.612	30.947	261.5
2	2'00.902	29.580	22.277	33.969	35.076	209.7	8	1'52.155 *	28.711	21.905	30.710	30.829*	260.8
3	1'57.433	29.306	22.117	33.894	32.116	248.8	9	1'52.589	28.713	21.955	30.838	31.083	262.1
4	1'53.733	29.038	21.788	31.544	31.363	253.5	10	1'45.634 P	28.815	21.962	31.002	23.855	260.8
5	1'52.775	28.873	21.750	30.875	31.277	257.1	11	2'05.603	35.781	23.343	33.141	33.338	236.8
6	1'52.429	28.869	21.638	31.029	30.893	255.3	12	1'51.782	28.897	21.608	30.461	30.816	260.8
7	1'52.035	28.721	21.616	30.883	30.815	255.3	13	1'51.241	28.469	21.667	30.503	30.602	261.5
8	1'51.926	28.933	21.641	30.596	30.756	254.7	14	1'50.783	28.404	21.470	30.358	30.551	262.1
9	1'51.885	28.744	21.590	30.660	30.891	254.1	15	1'51.172	28.402	21.536	30.316	30.918	262.1
10	1'51.674	28.723	21.558	30.517	30.876	254.7	16	1'59.863 *	32.98*	22.838	32.442	31.601	259.6
11	1'45.290 P	29.274	21.880	31.016	23.120	254.1	17	1'57.082	30.209	23.425	32.500	30.948	261.5
12	1'56.212	32.621	21.835	31.007	30.749	254.1	4th 79 Ai OGURA IDEMITSU Honda Tea JPN						
13	1'50.610 *	28.413	21.399	30.255	30.543*	255.9	Runs=2 Total laps=17 Full laps=10						
14	1'50.493	28.345	21.392	30.256	30.500	257.1	1	2'39.300	37.377	23.646	32.252	32.471	255.3
15	1'51.671	28.389	21.454	30.423	31.405	257.1	2	1'59.000	29.827	22.056	32.937	34.180	253.5
16	1'58.591	29.212	23.595	32.006	33.778	250.5	3	2'00.492	30.224	21.977	34.646	33.645	250.0
17	1'59.801	31.300	24.172	32.558	31.771	255.3	4	1'58.320	29.781	22.210	33.781	32.548	253.5
2nd 35 Somkiat CHANTRA IDEMITSU Honda Tea THA							5 1'54.371 * 29.380 21.742 31.747 31.502* 255.9						
Runs=1 Total laps=17 Full laps=14							6 1'52.457 29.072 21.535 30.802 31.048 255.9						
1	3'08.046	34.399	22.594	31.878	32.532	256.5	7	1'51.926	28.810	21.580	30.593	30.943	257.1
2	1'58.777	29.385	21.641	33.067	34.684	249.4	8	1'52.317	28.935	21.615	30.752	31.015	256.5
3	2'14.276	45.570	22.647	33.721	32.338	254.1	9	1'59.567 P	31.517	23.274	33.876	30.900	154.0
4	1'53.674	29.285	21.834	31.398	31.157	255.3	10	2'00.916	35.936	22.552	31.231	31.197	254.1
5	1'54.266	30.330	21.745	31.069	31.122	256.5	11	1'51.197 *	28.749	21.441	30.285	30.722*	257.1
6	1'52.372	28.961	21.623	30.725	31.063	256.5	12	1'51.103	28.492	21.405	30.483	30.723	257.7
7	1'52.275	29.055	21.658	30.702	30.860	257.1	13	1'51.059 *	28.53*	21.483	30.358	30.683	256.5
8	1'51.919	28.882	21.645	30.659	30.733	257.1	14	1'51.386	28.664	21.488	30.493	30.741	257.1
9	1'51.992	28.963	21.582	30.639	30.808	256.5	15	1'50.885	28.401	21.472	30.321	30.691	258.3
10	1'52.736	28.854	21.710	30.872	31.300	255.9	16	1'51.390	28.491	21.491	30.522	30.886	257.7
11	1'52.354	29.022	21.701	30.761	30.870	255.9	PIT 28.525 21.548 30.441 25.163 257.7						
12	1'45.075 P	28.914	21.640	30.596	23.925	257.1	5th 12 Filip SALAC Gresini Racing Moto2 CZE						
13	2'01.331	37.933	21.928	30.659	30.811	257.7	Runs=1 Total laps=16 Full laps=12						
14	1'50.577	28.465	21.383	30.305	30.424	258.9	1	2'34.756	34.420	23.824	32.654	32.440	250.5
15	1'51.192	28.497	21.442	30.335	30.918	260.8	2	1'56.797	29.248	22.119	32.564	32.866	252.3
16	1'52.604	28.629	21.778	31.015	31.182	257.7	3	1'56.402	29.334	21.974	32.886	32.208	252.3
17	1'52.956	29.320	22.041	30.581	31.014	257.1	4	1'54.277	29.083	21.892	31.688	31.614	256.5
3rd 51 Pedro ACOSTA Red Bull KTM Ajo SPA							5 1'52.806 28.952 21.813 30.822 31.219 256.5						
Runs=1 Total laps=17 Full laps=11							6 1'53.908 29.335 22.212 30.964 31.397 255.9						
1	2'53.012	33.813	23.987	32.530	34.372	219.0	7	1'52.535	28.874	21.765	30.822	31.074	257.1
2	2'03.672	29.704	23.256	34.485	36.227	214.2	8	1'53.275	29.183	21.891	30.994	31.207	254.1
3	1'57.664	29.443	22.817	32.753	32.651	256.5	9	1'52.008	28.775	21.694	30.650	30.889	255.9
4	1'54.364 *	29.33*	22.411	31.129	31.494	259.6	10	1'46.240 P	28.964	21.821	30.791	24.664	252.9

Fastest Lap: Augusto FERNANDEZ Red Bull KTM Ajo SPA **1'50.493** 28.345 21.392 30.256 30.500

These data/results cannot be reproduced, stored and/or transmitted in whole or in part by any manner of electronic, mechanical, photocopying, recording, broadcasting or otherwise now known or herein after developed without the previous express consent by the copyright owner, except for reproduction in daily press and regular printed publications on sale to the public within 60 days of the event related to those data/results and always provided that copyright symbol appears together as follows below.
 © DORNA, 2022



Free Practice Nr. 1

Moto2

Lap	Lap Time	T1	T2	T3	T4	Speed	Lap	Lap Time	T1	T2	T3	T4	Speed
11	1'58.966	32.929	22.238	31.554	32.245	234.7	6	1'54.997 P	28.916	24.917	33.088	28.076	186.2
12	1'51.575	28.653	21.689	30.457	30.776	257.1	7	1'58.183	32.431	22.560	31.316	31.876	252.9
13	1'50.967	28.517	21.638	30.328	30.484	258.3	8	1'53.315	29.050	22.069	31.031	31.165	257.1
14	1'53.146	28.442	21.571	30.581	32.552	256.5	9	1'46.166 P	29.24*	21.947	30.861	24.111	256.5
15	1'58.873 *	28.80*	22.222	33.475	34.369	201.1	10	1'56.533	32.022	22.193	31.142	31.176	254.1
16	1'56.668	29.092	22.198	33.641	31.737	252.9	11	1'51.750	28.975	21.443	30.555	30.777	259.6
6th 14 Tony ARBOLINO Elf Marc VDS Racing ITA							12	1'51.830	28.728	21.622	30.576	30.904	257.1
Runs=1 Total laps=18 Full laps=14							13	1'51.291	28.562	21.498	30.470	30.761	260.2
1	2'15.320	33.324	23.168	31.750	32.877	249.4	14	1'52.715	28.792	21.508	31.277	31.138	257.1
2	1'59.210	29.596	22.240	32.671	34.703	250.5	15	2'04.932	28.904	25.330	33.269	37.429	235.8
3	2'09.912	29.873	23.073	39.356	37.610	195.6	16	1'59.593	31.137	24.140	31.850	32.466	257.7
4	1'56.270	30.149	22.391	31.879	31.851	255.3	9th 9 Jorge NAVARRO Flexbox HP40 SPA						
5	1'53.855	29.502	21.974	30.850	31.529	255.9	Runs=1 Total laps=18 Full laps=14						
6	1'53.010	28.876	21.756	31.230	31.148	258.9	1	2'18.072	34.650	22.990	31.772	32.515	248.8
7	1'52.085	28.876	21.635	30.665	30.909	257.1	2	1'59.138	29.522	22.452	32.869	34.295	213.8
8	1'52.050	28.745	21.684	30.827	30.794	260.2	3	1'59.031	29.740	21.955	33.966	33.370	247.1
9	1'51.653	28.746	21.564	30.525	30.818	256.5	4	1'58.039	29.531	22.021	34.018	32.469	251.7
10	1'52.129	28.776	21.782	30.523	31.048	254.7	5	1'58.394	29.686	22.939	34.114	31.655	253.5
11	1'51.556	28.637	21.534	30.523	30.862	256.5	6	1'55.196	29.469	21.930	32.240	31.557	255.3
12	1'48.112 P	29.88*	22.241	31.781	24.202	251.7	7	1'53.493	29.051	21.864	31.440	31.138	257.1
13	1'58.884	32.802	22.175	32.467	31.440	256.5	8	1'52.646	28.932	21.780	30.998	30.936	257.7
14	1'51.057	28.652	21.543	30.372	30.490	259.6	9	1'52.388	28.864	21.667	30.839	31.018	255.9
15	1'51.014	28.482	21.468	30.457	30.607	262.7	10	1'52.767	28.982	21.728	30.965	31.092	255.3
16	1'51.084	28.543	21.442	30.304	30.795	258.9	11	1'52.404	29.004	21.659	30.852	30.889	255.9
17	2'06.050 *	34.30*	25.291	33.093	33.358	250.0	12	1'49.979 P	31.64*	22.348	31.304	24.678	254.7
18	2'01.198	31.088	24.597	32.320	33.193	253.5	13	1'58.394	33.580	22.525	30.983	31.306	255.9
7th 21 Alonso LOPEZ CAG Speed Up SPA							14	1'51.858 *	28.796	21.766	30.505*	30.791	255.9
Runs=2 Total laps=18 Full laps=11							15	1'51.720	28.661	21.790	30.455	30.814	257.7
1	2'07.920	33.134	22.883	32.083	32.396	251.1	16	1'51.316	28.658	21.488	30.497	30.673	257.7
2	1'57.342	29.267	22.193	32.068	33.814	249.4	17	2'03.816	28.729	21.842	36.101	37.144	196.0
3	2'02.519 P	31.205	25.126	35.616	30.572	239.4	18	2'09.612	36.810	24.476	34.327	33.999	240.0
4	1'59.959	34.751	22.197	31.195	31.816	255.3	10th 96 Jake DIXON Shimoko GASGAS As GBR						
5	1'53.426	29.473	21.927	30.821	31.205	255.3	Runs=2 Total laps=17 Full laps=11						
6	1'52.789	28.980	21.811	30.883	31.115	255.3	1	2'56.791	33.341	23.148	32.721	32.931	255.9
7	1'52.694 *	28.965	21.734	30.957*	31.038	255.3	2	1'57.586	29.575	22.043	32.613	33.355	250.0
8	1'52.311	28.905	21.696	30.690	31.020	255.9	3	1'56.412	29.680	22.083	32.543	32.106	255.3
9	1'56.555	28.935	21.677	33.018	32.925	221.7	4	1'54.115	29.302	22.009	31.370	31.434	258.3
10	1'52.540	28.891	21.800	30.734	31.115	255.3	5	1'53.026	29.135	21.800	30.911	31.180	257.1
11	1'47.680 P	29.07*	22.202	31.432	24.970	252.3	6	1'52.466	28.996	21.634	30.627	31.209	258.9
12	1'58.407	33.201	22.447	31.228	31.531	251.7	7	1'52.382	29.014	21.766	30.681	30.921	259.6
13	1'51.851	28.868	21.681	30.507	30.795	255.9	8	1'52.345	29.127	21.646	30.730	30.842	256.5
14	1'51.170	28.614	21.448	30.359	30.749	257.1	9	1'52.091	28.925	21.566	30.789	30.811	260.2
15	1'53.254	28.789	21.843	31.045	31.577	256.5	10	1'48.124 P	28.697	21.733	32.725	24.969	247.7
16	1'58.007	28.792	22.196	32.308	34.711	243.7	11	2'05.202	35.491	23.950	31.621	34.140	247.7
17	2'12.225 *	33.11*	27.288	39.854	31.968	255.9	12	1'52.638	29.270	21.654	30.770	30.944	260.2
18	1'59.498	30.527	24.474	31.828	32.669	226.4	13	1'51.937	28.787	21.610	30.652	30.888	258.3
8th 75 Albert ARENAS Shimoko GASGAS As SPA							14	1'51.448	28.701	21.630	30.427	30.690	258.9
Runs=2 Total laps=16 Full laps=11							15	1'51.420 *	28.696	21.520	30.338	30.866*	260.8
1	2'49.813	34.113	23.485	32.270	33.998	208.8	16	1'58.570 *	28.73*	23.635	34.185	32.011	257.1
2	2'00.355	29.893	22.505	33.544	34.413	248.8	PIT 29.588 23.442 32.421 29.988 222.6						
3	1'59.688	30.376	22.443	33.955	32.914	241.6	11th 54 Fermín ALDEGUER CAG Speed Up SPA						
4	1'54.978	29.436	21.944	31.708	31.890	255.9	Runs=1 Total laps=18 Full laps=11						
5	1'53.651	29.457	21.840	30.993	31.361	257.7	1	3'01.727 *	34.982	23.606	33.212	33.802*	252.3

Fastest Lap: Augusto FERNANDEZ Red Bull KTM Ajo SPA **1'50.493** 28.345 21.392 30.256 30.500

These data/results cannot be reproduced, stored and/or transmitted in whole or in part by any manner of electronic, mechanical, photocopying, recording, broadcasting or otherwise now known or herein after developed without the previous express consent by the copyright owner, except for reproduction in daily press and regular printed publications on sale to the public within 60 days of the event related to those data/results and always provided that copyright symbol appears together as follows below.
© DORNA, 2022

Free Practice Nr. 1

Moto2

Lap	Lap Time	T1	T2	T3	T4	Speed	Lap	Lap Time	T1	T2	T3	T4	Speed
2	1'59.613 *	30.016	22.933	33.148	33.516*	240.0	17	1'53.838	29.202	21.944	31.128	31.564	254.7
3	1'57.340	30.002	22.485	32.357	32.496	252.3	18	1'54.680	29.062	22.170	31.433	32.015	236.8
4	1'54.939	29.534	22.262	31.434	31.709	254.7	14th 64 Bo BENDSNEYDER Pertamina Mandalika NED						
5	1'53.867	29.181	22.158	31.088	31.440	254.1	Runs=1 Total laps=16 Full laps=11						
6	1'53.194	29.158	21.938	30.908	31.190	254.7	1	2'29.785	33.831	22.993	31.453	32.196	250.0
7	1'52.903	29.029	21.901	30.861	31.112	255.3	2	1'56.332	29.242	21.779	32.273	33.038	250.5
8	1'57.004	30.743	23.072	31.602	31.587	252.3	3	1'59.738	29.367	22.066	34.444	33.861	245.4
9	1'54.012	29.344	22.122	31.287	31.259	253.5	4	1'55.689	29.515	22.240	32.058	31.876	252.9
10	1'53.781	29.014	21.701	30.901	32.165	254.1	5	1'53.448	29.289	21.807	30.965	31.387	254.1
11	1'48.353 P	29.754	22.464	31.453	24.682	250.0	6	1'53.225	29.324	21.940	30.706	31.255	254.7
12	2'00.087 *	34.596	22.627	31.453	31.411*	252.3	7	1'52.905 *	29.086	21.740	30.741	31.338*	253.5
13	1'52.761	29.084	21.723	30.997	30.957	257.7	8	1'52.582	29.029	21.747	30.638	31.168	253.5
14	1'51.746 *	28.629	21.538	30.716	30.863*	257.1	9	1'46.474 P	28.950	21.690	30.774	25.060	231.7
15	1'52.091	28.783	21.647	30.822	30.839	256.5	10	1'56.475	32.425	21.864	30.933	31.253	251.7
16	1'51.451	28.659	21.567	30.439	30.786	257.7	11	1'51.850	28.928	21.604	30.463	30.855	257.1
17	1'54.985 *	29.30*	22.413	32.171	31.099*	257.1	12	1'51.727	28.703	21.525	30.504	30.995	256.5
18	1'57.418 *	30.71*	23.045	32.561	31.095*	257.1	13	1'51.835	28.783	21.627	30.445	30.980	255.9
12th 84 Zonta VD GOORBE RW Racing GP NED							Runs=2 Total laps=17 Full laps=10						
1	2'09.383	34.381	23.593	32.145	32.767	251.7	14	1'52.565	28.787	21.701	30.554	31.523	255.9
2	1'57.731	29.971	22.587	32.205	32.968	254.1	15	1'56.754 *	32.56*	22.293	30.699	31.193	254.7
3	1'59.565 P	29.916	23.689	36.905	29.055	225.9	16	1'54.380	29.347	22.172	31.447	31.414	255.3
4	1'59.887	32.735	22.968	31.932	32.252	254.1	15th 40 Aron CANET Flexbox HP40 SPA						
5	1'54.943	29.559	22.248	31.439	31.697	255.3	Runs=2 Total laps=15 Full laps=9						
6	1'53.719 *	29.219	21.905	31.148	31.447*	256.5	1	2'55.627 *	33.115	22.786	31.956	32.274*	253.5
7	1'53.057	29.218	21.878	30.809	31.152	256.5	2	1'56.473	28.923	21.798	32.276	33.476	250.0
8	1'52.730	29.066	21.914	30.865	30.885	255.3	3	1'57.098	29.142	21.944	33.584	32.428	252.3
9	1'53.017 *	29.01*	21.950	30.912	31.137	254.7	4	1'53.637	29.096	21.686	31.571	31.284	256.5
10	1'52.543	28.849	21.840	30.920	30.934	256.5	5	1'52.219	28.851	21.622	30.694	31.052	256.5
11	1'50.644 P	29.052	23.367	32.986	25.239	255.3	6	1'52.170	28.752	21.602	30.736	31.080	257.7
12	1'59.236	33.383	22.653	31.833	31.367	255.3	7	1'52.282	29.125	21.681	30.624	30.852	257.1
13	1'52.207	28.811	21.783	30.741	30.872	257.1	8	1'52.103	28.814	21.675	30.894	30.720	256.5
14	1'51.489	28.642	21.624	30.462	30.761	257.1	9	1'53.534 P	28.951	26.139	31.208	27.236	253.5
15	1'53.167	28.692	21.812	30.674	31.989	257.1	10	1'57.353	32.725	21.889	31.451	31.288	254.1
16	1'56.067	29.013	22.469	31.522	33.063	256.5	11	1'52.769	29.183	21.738	30.924	30.924	255.9
17	1'56.649	28.968	22.168	32.439	33.074	250.0	12	1'49.095 P	29.053	21.836	30.870	27.336	255.9
13th 16 Joe ROBERTS Italtrans Racing Team USA							Runs=1 Total laps=18 Full laps=13						
1	2'28.138	35.986	24.257	33.073	33.903	225.4	13	1'54.951	31.875	21.661	30.540	30.875	257.1
2	2'01.953 *	29.90*	22.439	34.072	35.541	205.3	14	1'59.034 *	28.65*	25.083	33.709	31.585	258.3
3	1'59.933	29.960	22.517	34.354	33.102	244.8	15	1'51.864	29.148	21.587	30.352	30.777	257.1
4	1'55.164	29.389	22.061	31.826	31.888	251.7	16th 52 Jeremy ALCOBA Liqui Moly Intact GP SPA						
5	1'53.643	29.337	22.073	30.941	31.292	253.5	Runs=1 Total laps=17 Full laps=13						
6	1'53.417 *	29.310	21.861	30.944	31.302*	254.1	1	2'19.180	33.802	23.117	32.246	32.102	255.9
7	1'52.558	28.969	21.728	30.633	31.228	254.1	2	1'57.089	29.437	22.027	32.408	33.217	216.4
8	1'47.060 P	29.291	21.965	31.324	24.480	251.7	3	2'00.369	29.611	22.475	35.063	33.220	233.7
9	1'58.986	34.452	22.217	30.986	31.331	251.7	4	1'57.879	29.508	22.079	33.693	32.599	251.7
10	1'51.789	28.877	21.564	30.446	30.902	252.9	5	1'54.277	29.239	21.768	31.421	31.849	253.5
11	1'51.842	28.740	21.553	30.584	30.965	254.1	6	1'53.512	29.215	21.840	31.229	31.228	253.5
12	1'52.448	28.802	21.762	30.530	31.354	254.7	7	1'53.348	29.102	22.080	30.958	31.208	254.1
13	1'51.555	28.694	21.462	30.460	30.939	254.1	8	1'53.079	29.039	21.936	30.913	31.191	253.5
14	2'01.316	28.653	22.588	32.935	37.140	138.6	9	1'53.067	29.095	21.841	31.053	31.078	255.3
15	1'51.706	28.795	21.552	30.497	30.862	255.3	10	1'47.234 P	29.19*	23.420	31.261	23.361	251.7
16	1'52.108	28.811	21.363	30.740	31.194	255.3	11	1'56.799	32.268	22.422	31.095	31.014	256.5
Fastest Lap: Augusto FERNANDEZ Red Bull KTM Ajo SPA 1'50.493 28.345 21.392 30.256 30.500													

These data/results cannot be reproduced, stored and/or transmitted in whole or in part by any manner of electronic, mechanical, photocopying, recording, broadcasting or otherwise now known or herein after developed without the previous express consent by the copyright owner, except for reproduction in daily press and regular printed publications on sale to the public within 60 days of the event related to those data/results and always provided that copyright symbol appears together as follows below.
© DORNA, 2022

Free Practice Nr. 1

Moto2

Lap	Lap Time	T1	T2	T3	T4	Speed	Lap	Lap Time	T1	T2	T3	T4	Speed
15	1'53.733	28.871	21.688	30.615	32.559	251.1	12	1'46.512 P	29.13*	21.861	31.136	24.376	254.7
16	1'52.579 *	28.790	21.593	31.019	31.177*	257.7	13	1'59.235	33.367	22.740	31.594	31.534	246.0
17	1'53.318	29.153	22.146	30.882	31.137	257.7	14	1'52.696	28.918	21.717	30.939	31.122	256.5
17th 18 Manuel GONZALEZ Yamaha VR46 Master SPA							15	1'52.307	28.886	21.582	30.763	31.076	255.3
Runs=2 Total laps=17 Full laps=10							16	1'52.942	28.866	21.745	30.896	31.435	254.7
1	2'48.992	34.772	23.412	32.779	33.679	219.5	17	1'55.074	29.037	22.354	32.172	31.511	255.3
2	2'01.003	29.987	22.357	34.401	34.258	246.5	18	2'00.687	29.556	24.067	33.761	33.303	233.7
3	2'00.591	30.210	22.529	34.476	33.376	236.8	20th 6 Cameron BEAUBIE American Racing USA						
4	1'57.070	29.733	22.138	33.073	32.126	253.5	Runs=2 Total laps=17 Full laps=12						
5	1'54.583	29.588	22.024	31.832	31.139	259.6	1	2'33.566	34.828	23.583	32.283	33.132	252.3
6	1'53.322 *	29.112	21.986	31.235	30.989*	257.7	2	1'58.447	29.513	22.357	32.908	33.669	251.7
7	1'53.263	29.154	21.872	31.089	31.148	255.9	3	1'59.445 *	29.475	22.201	34.282	33.487*	245.4
8	1'52.592	28.996	21.694	30.927	30.975	256.5	4	1'55.816	29.294	22.257	32.252	32.013	252.9
9	1'55.760 *	28.97*	22.960	32.116	31.712	254.7	5	1'54.303	29.085	22.006	31.379	31.833	254.1
10	1'47.022 P	29.069	21.854	31.320	24.779	254.7	6	1'53.799	29.195	21.942	31.161	31.501	255.9
11	1'59.301	32.966	22.699	31.956	31.680	252.3	7	1'53.360	29.101	21.910	31.027	31.322	255.9
12	1'54.927	29.201	21.864	31.250	32.612	254.7	8	1'53.857	29.092	21.885	31.483	31.397	255.3
13	1'52.652	28.945	21.714	31.016	30.977	258.3	9	1'53.306	29.027	21.930	30.994	31.355	254.7
14	1'52.147	28.817	21.635	30.817	30.878	257.1	10	1'53.355	29.156	21.896	30.854	31.449	254.7
15	1'52.235	28.791	21.679	30.754	31.011	257.1	11	1'52.674	28.972	21.827	30.872	31.003	255.9
16	2'12.203 *	34.62*	23.462	33.873	40.243	130.2	12	1'54.132 P	32.41*	22.419	32.610	26.693	249.4
PIT 32.641 25.481 36.282 26.755 218.6							13	2'01.828	34.917	23.316	31.320	32.275	253.5
18th 23 Marcel SCHROTTE Liqui Moly Intact GP GER							14	1'55.342	29.448	22.055	31.431	32.408	227.8
Runs=1 Total laps=16 Full laps=12							15	1'54.918	28.728	21.954	31.117	33.119	253.5
1	2'18.480	34.084	23.113	31.953	32.178	254.7	16	1'52.476	28.725	21.719	30.769	31.263	254.1
2	1'59.245	29.333	22.149	32.690	35.073	188.1	PIT 37.654 24.878 34.304 32.911 189.1						
3	2'04.439	29.903	22.344	36.361	35.831	201.1	21st 13 Celestino VIETTI Mooney VR46 Racing ITA						
4	1'58.297	29.844	22.348	33.689	32.416	252.9	Runs=1 Total laps=15 Full laps=9						
5	1'57.581	31.773	22.622	31.508	31.678	255.3	1	6'48.769	42.003	23.648	37.103	33.517	242.1
6	1'53.459	29.185	22.106	30.991	31.177	254.1	2	1'57.501	30.737	22.428	32.457	31.879	255.3
7	1'52.962	29.120	21.841	30.830	31.171	255.9	3	1'53.494 *	29.432	21.811	31.135	31.116*	258.3
8	1'56.100	29.487	23.904	31.541	31.168	257.1	4	1'53.146	29.216	21.845	31.000	31.085	257.7
9	1'52.633	29.069	21.894	30.690	30.980	256.5	5	1'52.573	29.116	21.811	30.712	30.934	258.3
10	1'46.883 P	29.518	22.321	31.036	24.008	254.7	6	1'52.688	28.996	21.610	30.923	31.159	258.9
11	2'01.090	35.792	22.447	31.374	31.477	246.0	7	1'52.955 *	28.94*	21.790	30.904	31.317	258.9
12	1'52.779	29.005	21.891	30.748	31.135	255.3	8	1'55.241	31.462	21.735	30.805	31.239	257.1
13	1'52.286	28.837	21.841	30.547	31.061	257.1	9	1'54.515	30.131	21.893	30.884	31.607	255.3
14	1'53.483 *	28.89*	22.049	31.001	31.541	255.3	10	1'53.150 *	29.02*	21.987	31.099	31.042	257.7
15	2'13.766	30.724	26.178	37.050	39.814	180.3	11	1'45.644 P	29.077	21.849	30.813	23.905	257.1
16	1'58.771	31.860	24.138	31.366	31.407	257.7	12	2'05.138	36.022	24.079	33.647	31.390	250.5
19th 7 Barry BALTUS RW Racing GP BEL							13	1'53.293	29.161	21.881	31.064	31.187	257.7
Runs=1 Total laps=18 Full laps=14							14	1'52.960	29.003	21.825	30.912	31.220	257.7
1	2'31.718	34.554	23.089	32.081	32.683	253.5	15	2'05.722	37.139	24.792	31.270	32.521	246.0
2	2'00.949 *	31.096	22.380	33.678	33.795*	247.7	22nd 28 Niccolò ANTONELLI Mooney VR46 Racing ITA						
3	1'58.864	29.582	22.400	33.866	33.016	248.2	Runs=1 Total laps=16 Full laps=13						
4	1'56.621	29.786	22.306	32.467	32.062	253.5	1	2'40.242	35.983	23.724	32.492	32.871	233.7
5	1'54.599	29.344	22.052	31.543	31.660	254.1	2	2'01.259	30.065	22.447	33.704	35.043	237.8
6	1'53.887	29.276	21.952	31.252	31.407	255.3	3	1'59.860	30.296	22.503	34.148	32.913	254.7
7	1'53.683	29.150	21.918	31.111	31.504	254.1	4	1'56.331	29.961	22.430	32.282	31.658	257.7
8	1'53.553	29.200	21.934	30.983	31.436	254.1	5	1'54.529	29.685	22.088	31.444	31.312	257.7
9	1'58.389	29.697	22.602	32.810	33.280	213.0	6	1'54.117	29.412	21.960	31.374	31.371	257.7
10	1'53.613	29.207	22.009	31.128	31.269	254.1	7	1'53.756	29.287	21.914	31.299	31.256	259.6
11	1'53.730	29.073	21.854	31.372	31.431	254.1	8	1'53.198	29.183	21.798	31.081	31.136	259.6

Fastest Lap: Augusto FERNANDEZ Red Bull KTM Ajo SPA 1'50.493 28.345 21.392 30.256 30.500

These data/results cannot be reproduced, stored and/or transmitted in whole or in part by any manner of electronic, mechanical, photocopying, recording, broadcasting or otherwise now known or herein after developed without the previous express consent by the copyright owner, except for reproduction in daily press and regular printed publications on sale to the public within 60 days of the event related to those data/results and always provided that copyright symbol appears together as follows below.
© DORNA, 2022

Free Practice Nr. 1

Moto2

Lap	Lap Time	T1	T2	T3	T4	Speed	Lap	Lap Time	T1	T2	T3	T4	Speed
5	1'53.546	29.286	21.987	30.978	31.295	252.9							
6	1'53.422	29.207	21.947	31.008	31.260	253.5							
7	2'04.186	31.548	22.859	33.716	36.063	216.8							
8	22'22.207 P	29.292	21.838										
9	2'00.017	34.901	22.389	31.496	31.231	257.1							
10	1'54.403	29.656	21.910	31.152	31.685	257.7							

29th **24** Simone CORSI MV Agusta Forward R ITA

Runs=2 Total laps=14 Full laps=9

1	2'37.072	34.269	23.497	32.418	32.387	253.5							
2	2'01.076	29.699	22.463	33.417	35.497	237.8							
3	2'04.339	31.432	23.534	35.866	33.507	247.7							
4	1'57.978	30.287	22.585	32.741	32.365	250.5							
5	1'55.290	29.834	22.253	31.688	31.515	254.1							
6	1'54.880	29.475	22.093	31.512	31.800	251.1							
7	1'53.654	29.344	21.968	31.080	31.262	253.5							
8	1'54.124	29.461	22.011	31.140	31.512	252.9							
9	1'54.101	29.298	21.969	31.582	31.252	255.3							
10	1'53.614	29.313	22.004	30.989	31.308	251.7							
11	14'31.274 P												
12	2'02.475	34.205	22.545	32.009	33.716	235.8							
13	2'04.470 *	31.23 *	24.129	34.278	34.832	238.4							
	PIT	33.062	26.399	36.921	28.999	228.8							

30th **4** Sean Dylan KELLY American Racing USA

Runs=1 Total laps=9 Full laps=6

1	2'22.864	34.038	23.648	32.616	33.373	251.7							
2	2'07.601	31.642	22.970	35.137	37.852	204.5							
3	2'00.917	30.343	22.812	33.558	34.204	230.7							
4	1'58.275	30.277	22.548	32.723	32.727	254.1							
5	1'57.106	29.827	22.374	32.373	32.532	252.9							
6	2'00.303 *	29.795	22.533	33.344	34.631*	237.8							
7	1'55.185	29.640	22.247	31.603	31.695	255.9							
8	1'55.234	29.555	22.849	31.277	31.553	255.3							
9	19'59.234 P	29.379	22.125										

Fastest Lap: Augusto FERNANDEZ Red Bull KTM Ajo SPA **1'50.493** 28.345 21.392 30.256 30.500

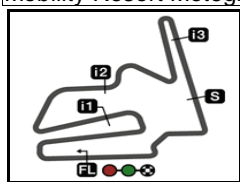
These data/results cannot be reproduced, stored and/or transmitted in whole or in part by any manner of electronic, mechanical, photocopying, recording, broadcasting or otherwise now known or herein after developed without the previous express consent by the copyright owner, except for reproduction in daily press and regular printed publications on sale to the public within 60 days of the event related to those data/results and always provided that copyright symbol appears together as follows below.
© DORNA, 2022

Official MotoGP Timing by TISSOT
www.motogp.com

Motegi, Friday, September 23, 2022

Page 6 of 6





4801 m.

MOTUL GRAND PRIX OF JAPAN

Free Practice Nr. 1

Best Partial Times

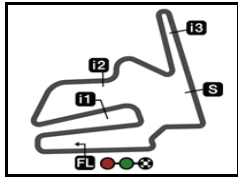
Moto2™

IT Ideal Lap Time, sum of the best partial times

BT Best Lap Time

T1		T2		T3		T4				IT		BT	
Pos	Rider	Time	Rider	Time	Rider	Time	Rider	Time	Pos	Rider	IT	BT	
1	A.FERNANDEZ	28.345	J.ROBERTS	21.363	A.FERNANDEZ	30.255	S.CHANTRA	30.424	1	A.FERNANDEZ	1'50.492	1'50.493	(1)
2	A.OGURA	28.401	S.CHANTRA	21.383	A.OGURA	30.285	F.SALAC	30.484	2	S.CHANTRA	1'50.577	1'50.577	(2)
3	P.ACOSTA	28.402	A.FERNANDEZ	21.392	T.ARBOLINO	30.304	T.ARBOLINO	30.490	3	T.ARBOLINO	1'50.718	1'51.014	(6)
4	F.SALAC	28.442	A.OGURA	21.405	S.CHANTRA	30.305	A.FERNANDEZ	30.500	4	P.ACOSTA	1'50.739	1'50.783	(3)
5	S.CHANTRA	28.465	T.ARBOLINO	21.442	P.ACOSTA	30.316	P.ACOSTA	30.551	5	A.OGURA	1'50.774	1'50.885	(4)
6	T.ARBOLINO	28.482	A.ARENAS	21.443	F.SALAC	30.328	J.NAVARRO	30.673	6	F.SALAC	1'50.825	1'50.967	(5)
7	A.ARENAS	28.562	A.LOPEZ	21.448	J.DIXON	30.338	A.OGURA	30.683	7	A.LOPEZ	1'51.170	1'51.170	(7)
8	A.LOPEZ	28.614	P.ACOSTA	21.470	A.CANET	30.352	J.DIXON	30.690	8	A.ARENAS	1'51.236	1'51.291	(8)
9	F.ALDEGUER	28.629	J.NAVARRO	21.488	A.LOPEZ	30.359	A.CANET	30.720	9	J.DIXON	1'51.244	1'51.448	(10)
10	Z.VD GOORBER	28.642	J.ALCOBA	21.518	F.ALDEGUER	30.439	A.LOPEZ	30.749	10	J.NAVARRO	1'51.274	1'51.316	(9)
11	J.ROBERTS	28.653	J.DIXON	21.520	B.BENDSNEYDE	30.445	A.ARENAS	30.761	11	J.ROBERTS	1'51.324	1'51.555	(13)
12	J.NAVARRO	28.658	B.BENDSNEYDE	21.525	J.ROBERTS	30.446	Z.VD GOORBER	30.761	12	F.ALDEGUER	1'51.392	1'51.451	(11)
13	J.DIXON	28.696	F.ALDEGUER	21.538	J.NAVARRO	30.455	F.ALDEGUER	30.786	13	A.CANET	1'51.411	1'51.864	(15)
14	B.BENDSNEYDE	28.703	F.SALAC	21.571	Z.VD GOORBER	30.462	J.ALCOBA	30.828	14	Z.VD GOORBE	1'51.489	1'51.489	(12)
15	C.BEAUBIER	28.725	B.BALTUS	21.582	A.ARENAS	30.470	B.BENDSNEYDE	30.855	15	B.BENDSNEYDE	1'51.528	1'51.727	(14)
16	A.CANET	28.752	A.CANET	21.587	M.SCHROTTER	30.547	J.ROBERTS	30.862	16	J.ALCOBA	1'51.751	1'51.916	(16)
17	J.ALCOBA	28.790	C.VIETTI	21.610	J.ALCOBA	30.615	N.ANTONELLI	30.873	17	M.GONZALEZ	1'52.058	1'52.147	(17)
18	M.GONZALEZ	28.791	Z.VD GOORBER	21.624	L.DALLA PORTA	30.666	M.GONZALEZ	30.878	18	M.SCHROTTE	1'52.205	1'52.286	(18)
19	M.SCHROTTER	28.837	M.GONZALEZ	21.635	C.VIETTI	30.712	C.VIETTI	30.934	19	C.BEAUBIER	1'52.216	1'52.476	(20)
20	B.BALTUS	28.866	C.BEAUBIER	21.719	M.GONZALEZ	30.754	M.SCHROTTER	30.980	20	C.VIETTI	1'52.252	1'52.573	(21)
21	T.HADA	28.981	N.ANTONELLI	21.728	B.BALTUS	30.763	C.BEAUBIER	31.003	21	B.BALTUS	1'52.287	1'52.307	(19)
22	N.ANTONELLI	28.991	T.HADA	21.756	C.BEAUBIER	30.769	L.DALLA PORTA	31.012	22	L.DALLA POR	1'52.561	1'53.017	(25)
23	C.VIETTI	28.996	S.LOWES	21.772	T.HADA	30.856	B.BALTUS	31.076	23	N.ANTONELLI	1'52.563	1'52.789	(22)
24	M.RAMIREZ	29.040	L.DALLA PORTA	21.791	M.RAMIREZ	30.859	T.HADA	31.106	24	T.HADA	1'52.699	1'53.011	(24)

These data/results cannot be reproduced, stored and/or transmitted in whole or in part by any manner of electronic, mechanical, photocopying, recording, broadcasting or otherwise now known or herein after developed without the previous express consent by the copyright owner, except for reproduction in daily press and regular printed publications on sale to the public within 60 days of the event related to those data/results and always provided that copyright symbol appears together as follows below.
© DORNA, 2022



4801 m.

MOTUL GRAND PRIX OF JAPAN

Free Practice Nr. 1

Best Partial Times

Moto2™

IT Ideal Lap Time, sum of the best partial times

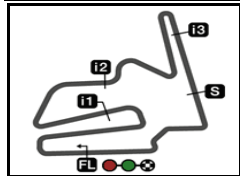
BT Best Lap Time

T1		T2		T3		T4				<i>IT</i>	<i>BT</i>	
<i>Pos</i>	<i>Rider</i>	<i>Time</i>	<i>Rider</i>	<i>Time</i>	<i>Rider</i>	<i>Time</i>	<i>Rider</i>	<i>Time</i>	<i>Pos</i>	<i>Rider</i>		
25	A.ZACCONE	29.063	K.KUBO	21.838	A.ZACCONE	30.904	M.RAMIREZ	31.170	25	M.RAMIREZ	1'52.929	1'52.942 (23)
26	S.LOWES	29.084	M.SCHROTTER	21.841	S.LOWES	30.951	S.LOWES	31.210	26	S.LOWES	1'53.017	1'53.122 (26)
27	L.DALLA PORTA	29.092	M.RAMIREZ	21.860	N.ANTONELLI	30.971	K.KUBO	31.231	27	A.ZACCONE	1'53.213	1'53.213 (27)
28	K.KUBO	29.207	A.ZACCONE	21.945	K.KUBO	30.978	S.CORSI	31.252	28	K.KUBO	1'53.254	1'53.422 (28)
29	S.CORSI	29.298	S.CORSI	21.968	S.CORSI	30.989	A.ZACCONE	31.301	29	S.CORSI	1'53.507	1'53.614 (29)
30	S.KELLY	29.379	S.KELLY	22.125	S.KELLY	31.277	S.KELLY	31.553	30	S.KELLY	1'54.334	1'55.185 (30)

These data/results cannot be reproduced, stored and/or transmitted in whole or in part by any manner of electronic, mechanical, photocopying, recording, broadcasting or otherwise now known or herein after developed without the previous express consent by the copyright owner, except for reproduction in daily press and regular printed publications on sale to the public within 60 days of the event related to those data/results and always provided that copyright symbol appears together as follows below.
© DORNA, 2022

Official MotoGP Timing by **TISSOT**
www.motogp.com





MOTUL GRAND PRIX OF JAPAN

Free Practice Nr. 1

Fastest Laps Sequence

<i>Practice Time</i>	 <i>Rider</i>	<i>Nation</i>	<i>Motorcycle</i>	<i>Time</i>	<i>Km/h</i>	<i>Rider's Lap</i>
4'05.262	21 Alonso LOPEZ	SPA	BOSCOSCURO	1'57.342	147.2	2
4'14.875	29 Taiga HADA	JPN	KALEX	1'55.505	149.6	2
8'22.232	12 Filip SALAC	CZE	KALEX	1'54.277	151.2	4
8'40.487	37 Augusto FERNANDEZ	SPA	KALEX	1'53.733	151.9	4
8'42.835	40 Aron CANET	SPA	KALEX	1'53.637	152.0	4
10'14.992	64 Bo BENDSNEYDER	NED	KALEX	1'53.448	152.3	5
10'15.038	12 Filip SALAC	CZE	KALEX	1'52.806	153.2	5
10'33.262	37 Augusto FERNANDEZ	SPA	KALEX	1'52.775	153.2	5
10'35.054	40 Aron CANET	SPA	KALEX	1'52.219	154.0	5
12'27.224	40 Aron CANET	SPA	KALEX	1'52.170	154.0	6
13'59.662	14 Tony ARBOLINO	ITA	KALEX	1'52.085	154.2	7
14'15.866	79 Ai OGURA	JPN	KALEX	1'51.926	154.4	7
16'45.605	35 Somkiat CHANTRA	THA	KALEX	1'51.919	154.4	8
17'43.365	14 Tony ARBOLINO	ITA	KALEX	1'51.653	154.7	9
21'27.050	14 Tony ARBOLINO	ITA	KALEX	1'51.556	154.9	11
28'53.624	79 Ai OGURA	JPN	KALEX	1'51.103	155.5	12
33'35.551	14 Tony ARBOLINO	ITA	KALEX	1'51.057	155.6	14
34'26.954	79 Ai OGURA	JPN	KALEX	1'50.885	155.8	15
34'33.259	35 Somkiat CHANTRA	THA	KALEX	1'50.577	156.3	14
34'35.889	37 Augusto FERNANDEZ	SPA	KALEX	1'50.493	156.4	14

These data/results cannot be reproduced, stored and/or transmitted in whole or in part by any manner of electronic, mechanical, photocopying, recording, broadcasting or otherwise now known or herein after developed without the previous express consent by the copyright owner, except for reproduction in daily press and regular printed publications on sale to the public within 60 days of the event related to those data/results and always provided that copyright symbol appears together as follows below.

© DORNA, 2022

Official MotoGP Timing by TISSOT
www.motogp.com

Motegi, Friday, September 23, 2022

