


4801 m.

**MOTUL GRAND PRIX OF JAPAN**

**Free Practice Nr. 1**

**Classification**

**3**

	Rider	Nation	Team	Motorcycle	Time	Lap Total	Gap	Top Speed
1	10 Diogo MOREIRA	BRA	MT Helmets - MSI	KTM	<b>1'57.252</b>	15 15		<b>215.1</b>
2	7 Dennis FOGGIA	ITA	Leopard Racing	HONDA	<b>1'57.447</b>	14 14	0.195 0.195	<b>215.1</b>
3	71 Ayumu SASAKI	JPN	Sterilgarda Husqvarna Max	HUSQVARNA	<b>1'57.493</b>	13 15	0.241 0.046	<b>216.0</b>
4	44 David MUÑOZ	SPA	BOE Motorsports	KTM	<b>1'57.565</b>	15 15	0.313 0.072	<b>218.1</b>
5	17 John MCPHEE	GBR	Sterilgarda Husqvarna Max	HUSQVARNA	<b>1'57.585</b>	14 14	0.333 0.020	<b>218.1</b>
6	24 Tatsuki SUZUKI	JPN	Leopard Racing	HONDA	<b>1'57.610</b>	15 15	0.358 0.025	<b>217.3</b>
7	28 Izan GUEVARA	SPA	Autosolar GASGAS Aspar Team	GASGAS	<b>1'57.664</b>	9 17	0.412 0.054	<b>215.1</b>
8	54 Riccardo ROSSI	ITA	SIC58 Squadra Corse	HONDA	<b>1'57.695</b>	15 15	0.443 0.031	<b>215.1</b>
9	16 Andrea MIGNO	ITA	Rivacold Snipers Team	HONDA	<b>1'57.709</b>	13 14	0.457 0.014	<b>213.4</b>
10	6 Ryusei YAMANAKA	JPN	MT Helmets - MSI	KTM	<b>1'57.792</b>	14 14	0.540 0.083	<b>212.5</b>
11	53 Deniz ÖNCÜ	TUR	Red Bull KTM Tech3	KTM	<b>1'57.837</b>	12 15	0.585 0.045	<b>216.0</b>
12	27 Kaito TOBA	JPN	CIP Green Power	KTM	<b>1'58.001</b>	14 14	0.749 0.164	<b>213.8</b>
13	31 Adrian FERNANDEZ	SPA	Red Bull KTM Tech3	KTM	<b>1'58.060</b>	14 15	0.808 0.059	<b>216.4</b>
14	5 Jaume MASIA	SPA	Red Bull KTM Ajo	KTM	<b>1'58.098</b>	14 15	0.846 0.038	<b>217.7</b>
15	43 Xavier ARTIGAS	SPA	CFMOTO Racing PruestelGP	CFMOTO	<b>1'58.183</b>	14 15	0.931 0.085	<b>218.1</b>
16	96 Daniel HOLGADO	SPA	Red Bull KTM Ajo	KTM	<b>1'58.248</b>	17 17	0.996 0.065	<b>217.3</b>
17	11 Sergio GARCIA	SPA	Autosolar GASGAS Aspar Team	GASGAS	<b>1'58.418</b>	17 18	1.166 0.170	<b>213.8</b>
18	82 Stefano NEPA	ITA	Angeluss MTA Team	KTM	<b>1'58.432</b>	16 16	1.180 0.014	<b>212.5</b>
19	48 Ivan ORTOLÁ	SPA	Angeluss MTA Team	KTM	<b>1'58.459</b>	14 14	1.207 0.027	<b>216.8</b>
20	72 Taiyo FURUSATO	JPN	Honda Team Asia	HONDA	<b>1'58.749</b>	14 14	1.497 0.290	<b>211.7</b>
21	66 Joel KELSO	AUS	CIP Green Power	KTM	<b>1'58.767</b>	13 13	1.515 0.018	<b>217.7</b>
22	64 Mario AJI	INA	Honda Team Asia	HONDA	<b>1'58.782</b>	14 15	1.530 0.015	<b>211.7</b>
23	99 Carlos TATAY	SPA	CFMOTO Racing PruestelGP	CFMOTO	<b>1'59.299</b>	12 13	2.047 0.517	<b>210.5</b>
24	20 Lorenzo FELLON	FRA	SIC58 Squadra Corse	HONDA	<b>1'59.463</b>	11 13	2.211 0.164	<b>217.3</b>
25	23 Elia BARTOLINI	ITA	QJMotor Avintia Racing Team	KTM	<b>1'59.564</b>	11 11	2.312 0.101	<b>214.2</b>
26	19 Scott OGDEN	GBR	VisionTrack Racing Team	HONDA	<b>1'59.582</b>	15 15	2.330 0.018	<b>215.5</b>
27	70 Joshua WHATLEY	GBR	VisionTrack Racing Team	HONDA	<b>1'59.983</b>	11 16	2.731 0.401	<b>213.8</b>
28	34 Kanta HAMADA	JPN	Rivacold Snipers Team	HONDA	<b>2'00.041</b>	15 17	2.789 0.058	<b>213.0</b>
29	22 Ana CARRASCO	SPA	BOE Motorsports	KTM	<b>2'00.385</b>	15 16	3.133 0.344	<b>216.4</b>
30	9 Nicola Fabio CARRARO	ITA	QJMotor Avintia Racing Team	KTM	<b>2'00.677</b>	12 12	3.425 0.292	<b>214.7</b>

Practice condition: **Dry**  
 Air: 26°  
 Humidity: 76%  
 Ground: 32°

<b>Fastest Lap:</b>	Lap: 15	<b>Diogo MOREIRA</b>	<b>1'57.252</b>	147.4 Km/h
<b>Best Race Lap:</b>	2014	<b>Alex MARQUEZ</b>	<b>1'57.112</b>	147.5 Km/h
<b>All Time Lap Record:</b>	2016	<b>Hiroki ONO</b>	<b>1'56.443</b>	148.4 Km/h

The results are provisional until the end of the limit for protest and appeals.

Time limit for protest expires 30' after publication of the results - ..... Time: .....

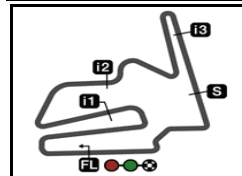
These data/results cannot be reproduced, stored and/or transmitted in whole or in part by any manner of electronic, mechanical, photocopying, recording, broadcasting or otherwise now known or herein after developed without the previous express consent by the copyright owner, except for reproduction in daily press and regular printed publications on sale to the public within 60 days of the event related to those data/results and always provided that copyright symbol appears together as follows below.

© DORNA, 2022

Official MotoGP Timing by **TISSOT**  
 www.motogp.com

**Motegi, Friday, September 23, 2022**





**MOTUL GRAND PRIX OF JAPAN**

**Free Practice Nr. 1**

**Top Speed & Average**

**4**



Rider	Nation	Motorcycle	Top 5 speeds					Average	Top
17 <b>John MCPHEE</b>	<b>GBR</b>	HUSQVARNA	218.1	214.7	214.2	213.4	213.4	214.8	<b>218.1</b>
43 <b>Xavier ARTIGAS</b>	<b>SPA</b>	CFMOTO	218.1	218.1	217.7	215.5	214.2	215.8	<b>218.1</b>
44 <b>David MUÑOZ</b>	<b>SPA</b>	KTM	218.1	216.8	216.0	216.0	215.5	216.3	<b>218.1</b>
5 <b>Jaume MASIA</b>	<b>SPA</b>	KTM	217.7	216.0	216.0	215.5	215.1	216.1	<b>217.7</b>
66 <b>Joel KELSO</b>	<b>AUS</b>	KTM	217.7	216.0	216.0	215.5	215.1	216.1	<b>217.7</b>
20 <b>Lorenzo FELLON</b>	<b>FRA</b>	HONDA	217.3	216.4	215.1	214.7	214.7	215.6	<b>217.3</b>
24 <b>Tatsuki SUZUKI</b>	<b>JPN</b>	HONDA	217.3	216.0	215.1	214.7	214.7	215.6	<b>217.3</b>
96 <b>Daniel HOLGADO</b>	<b>SPA</b>	KTM	217.3	216.4	216.0	215.5	215.1	216.1	<b>217.3</b>
48 <b>Ivan ORTOLÁ</b>	<b>SPA</b>	KTM	216.8	216.8	216.8	216.4	215.1	216.2	<b>216.8</b>
22 <b>Ana CARRASCO</b>	<b>SPA</b>	KTM	216.4	216.0	215.5	215.5	213.8	215.4	<b>216.4</b>
31 <b>Adrian FERNANDEZ</b>	<b>SPA</b>	KTM	216.4	216.0	215.5	215.5	213.8	215.4	<b>216.4</b>
53 <b>Deniz ÖNCÜ</b>	<b>TUR</b>	KTM	216.0	215.5	214.7	214.2	213.8	214.8	<b>216.0</b>
71 <b>Ayumu SASAKI</b>	<b>JPN</b>	HUSQVARNA	216.0	216.0	215.1	215.1	215.1	215.4	<b>216.0</b>
19 <b>Scott OGDEN</b>	<b>GBR</b>	HONDA	215.5	213.0	212.1	211.7	211.7	212.5	<b>215.5</b>
7 <b>Dennis FOGGIA</b>	<b>ITA</b>	HONDA	215.1	214.7	214.7	214.2	214.2	214.6	<b>215.1</b>
10 <b>Diogo MOREIRA</b>	<b>BRA</b>	KTM	215.1	215.1	214.7	214.7	214.7	214.9	<b>215.1</b>
28 <b>Izan GUEVARA</b>	<b>SPA</b>	GASGAS	215.1	213.8	213.8	213.8	212.5	213.3	<b>215.1</b>
54 <b>Riccardo ROSSI</b>	<b>ITA</b>	HONDA	215.1	214.2	214.2	214.2	213.8	214.2	<b>215.1</b>
9 <b>Nicola Fabio CARRARO</b>	<b>ITA</b>	KTM	214.7	213.4	213.0	212.5	212.1	213.0	<b>214.7</b>
23 <b>Elia BARTOLINI</b>	<b>ITA</b>	KTM	214.2	213.8	213.4	213.0	212.5	213.4	<b>214.2</b>
11 <b>Sergio GARCIA</b>	<b>SPA</b>	GASGAS	213.8	212.5	212.1	212.1	212.1	212.3	<b>213.8</b>
27 <b>Kaito TOBA</b>	<b>JPN</b>	KTM	213.8	213.8	213.8	213.4	213.4	213.6	<b>213.8</b>
70 <b>Joshua WHATLEY</b>	<b>GBR</b>	HONDA	213.8	213.4	212.5	212.5	212.1	212.7	<b>213.8</b>
16 <b>Andrea MIGNO</b>	<b>ITA</b>	HONDA	213.4	212.1	210.9	210.5	210.5	211.2	<b>213.4</b>
34 <b>Kanta HAMADA</b>	<b>JPN</b>	HONDA	213.0	212.1	211.7	211.7	210.9	211.6	<b>213.0</b>
6 <b>Ryusei YAMANAKA</b>	<b>JPN</b>	KTM	212.5	212.1	212.1	212.1	211.7	212.0	<b>212.5</b>
82 <b>Stefano NEPA</b>	<b>ITA</b>	KTM	212.5	211.7	211.7	211.3	211.3	211.6	<b>212.5</b>
64 <b>Mario AJI</b>	<b>INA</b>	HONDA	211.7	211.3	210.5	210.1	208.8	210.2	<b>211.7</b>
72 <b>Taiyo FURUSATO</b>	<b>JPN</b>	HONDA	211.7	211.3	211.3	211.3	211.3	211.4	<b>211.7</b>
99 <b>Carlos TATAY</b>	<b>SPA</b>	CFMOTO	210.5	210.5	210.5	210.1	210.1	210.3	<b>210.5</b>

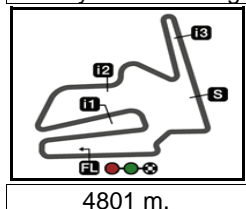
These data/results cannot be reproduced, stored and/or transmitted in whole or in part by any manner of electronic, mechanical, photocopying, recording, broadcasting or otherwise now known or herein after developed without the previous express consent by the copyright owner, except for reproduction in daily press and regular printed publications on sale to the public within 60 days of the event related to those data/results and always provided that copyright symbol appears together as follows below.

© DORNA, 2022

Official MotoGP Timing by TISSOT  
www.motogp.com



Motegi, Friday, September 23, 2022



MOTUL GRAND PRIX OF JAPAN

Free Practice Nr. 1

Chronological Analysis of Performances

5

* Lap / Sector time cancelled							T1 Time from finish line to 1st intermediate					T3 Time from 2nd intermed. to 3rd intermed.				
P Crossing the finish line in pit lane							T2 Time from 1st intermed. to 2nd intermed.					T4 Time from 3rd intermediate to finish line				
Lap	Lap Time	T1	T2	T3	T4	Speed	Lap	Lap Time	T1	T2	T3	T4	Speed			
<b>1st 10 Diogo MOREIRA</b> MT Helmets - MSI BRA							Runs=2 Total laps=15 Full laps=5					10 <b>1'58.336</b> 30.072 22.936 31.779 33.549 214.7				
1	2'30.158 *	36.474	24.067	33.115	34.945*	211.7	11	1'52.588 P	30.331	23.584	32.568	26.105	210.5			
2	2'00.645 *	30.739	23.356	32.152*	34.398*	214.7	12	2'03.069	34.056	23.383	32.223	33.407	213.4			
3	<b>1'59.614</b>	30.505	23.169	31.973	33.967	214.2	13	<b>1'57.493</b>	29.949	<b>22.851</b>	31.451	<b>33.242</b>	214.7			
4	2'00.159 *	30.355	23.831*	32.080	33.893*	213.4	14	<b>1'57.917</b>	<b>29.927</b>	22.865	31.629	33.496	214.7			
5	<b>1'59.360</b>	30.320	23.199	31.987	33.854	213.8	15	<b>1'57.627</b>	29.966	22.856	<b>31.437</b>	33.368	214.7			
6	2'00.250 *	30.420	23.139	32.242	34.449*	214.2	<b>4th 44 David MUÑOZ</b> BOE Motorsports SPA									
7	1'56.056 P	32.116	23.484	32.725	27.731	188.1	Runs=2 Total laps=15 Full laps=6									
8	2'01.298	32.616	23.238	31.755	33.689	214.7	1	2'32.578 *	35.524	24.669	32.751	35.217*	216.0			
9	1'58.277 *	30.220	22.826	31.676	33.555*	213.0	2	2'00.541 *	30.896	23.536	31.914	34.195*	216.8			
10	<b>1'58.265</b>	29.985	22.992	31.697	33.591	214.7	3	<b>2'02.285</b>	30.556	23.141	33.355	35.233	209.7			
11	<b>1'58.899</b>	30.294	23.108	31.792	33.705	211.7	4	1'59.951 *	30.725	23.342*	32.127	33.757*	215.5			
12	1'52.448 P	30.657	23.499	32.384	25.908	210.5	5	<b>1'59.487</b>	30.556	23.191	32.024	33.716	216.0			
13	2'00.929	32.603	23.323	31.557	33.446	<b>215.1</b>	6	<b>1'58.998</b>	30.316	23.124	31.883	33.675	214.7			
14	1'57.963 *	30.356	22.781	31.456	33.370*	213.8	7	1'54.783 P	32.041	23.772	32.689	26.281	210.9			
15	<b>1'57.252</b>	<b>29.828</b>	<b>22.779</b>	<b>31.371</b>	<b>33.274</b>	215.1	8	2'11.451 *	34.945	25.808	33.620*	37.078	152.1			
<b>2nd 7 Dennis FOGGIA</b> Leopard Racing ITA							Runs=3 Total laps=14 Full laps=3					9 2'00.076 * 30.703 23.487 32.210 33.676* 214.2				
1	3'00.235	34.545	23.961	32.564	34.340	214.2	10	<b>2'02.220</b>	33.077	23.283	32.042	33.818	215.5			
2	1'59.674 *	30.847	23.257	31.864	33.706*	213.8	11	<b>1'59.090</b>	30.406	23.094	31.954	33.636	213.8			
3	<b>1'58.904</b>	30.233	23.062	31.988	33.621	214.7	12	1'59.370 P	35.554	23.988	32.901	26.927	203.7			
4	1'59.134 *	30.28*	23.327	31.851	33.669	212.1	13	2'01.628	33.321	22.994	31.687	33.626	<b>218.1</b>			
5	2'00.727 *	30.053	22.957	31.999*	35.718*	214.7	14	1'57.628 *	29.978	<b>22.871</b>	31.493	33.286*	214.7			
6	<b>1'58.347</b>	30.195	22.939	31.837	33.376	214.2	15	<b>1'57.565</b>	<b>29.958</b>	22.881	<b>31.357</b>	<b>33.369</b>	214.7			
7	2'00.478 *	31.43*	23.533	31.876	33.632	212.5	<b>5th 17 John MCPHEE</b> Sterilgarda Husqvarna GBR									
8	1'50.616 P	30.129	23.088	31.905	25.494	212.5	Runs=2 Total laps=14 Full laps=9									
9	2'01.274	32.916	23.137	31.620	33.601	<b>215.1</b>	1	3'16.084	34.288	24.067	33.060	34.529	211.7			
10	1'58.283 P	30.069	23.160	34.940	30.114	153.6	2	<b>2'01.186</b>	30.866	23.574	32.664	34.082	214.7			
11	1'53.292 P	32.648	23.573	31.815	25.256	212.1	3	<b>2'00.134</b>	30.884	23.304	32.197	33.749	212.5			
12	2'01.428 *	33.210	22.949	31.764	33.505*	213.0	4	<b>1'59.493</b>	30.601	23.222	32.075	33.595	212.5			
13	1'57.718 *	29.926	<b>22.853</b>	31.679	33.260*	213.0	5	<b>1'59.319</b>	30.353	23.188	31.946	33.832	212.1			
14	<b>1'57.447</b>	<b>29.845</b>	22.882	<b>31.460</b>	<b>33.260</b>	213.0	6	1'53.828 P	30.828	23.724	32.642	26.634	211.7			
<b>3rd 71 Ayumu SASAKI</b> Sterilgarda Husqvarna JPN							Runs=2 Total laps=15 Full laps=10					7 2'04.246 34.497 23.549 32.400 33.800 212.1				
1	3'11.681	34.225	23.851	32.448	34.122	<b>216.0</b>	8	<b>1'59.203</b>	30.373	23.147	32.137	33.546	213.4			
2	<b>1'59.420</b>	30.571	23.197	31.967	33.685	214.7	9	<b>1'58.928</b>	30.306	23.078	31.903	33.641	213.0			
3	<b>1'58.678</b>	30.259	22.945	31.810	33.664	215.1	10	<b>1'59.022</b>	30.319	23.147	31.867	33.689	212.5			
4	<b>1'58.245</b>	30.129	22.950	31.643	33.523	214.7	11	<b>1'58.577</b>	30.284	23.062	31.718	33.513	213.4			
5	<b>1'58.454</b>	30.083	22.874	31.827	33.670	215.1	12	1'53.646 P	30.437	23.971	32.911	26.327	211.3			
6	<b>1'58.487</b>	30.094	22.999	31.751	33.643	215.1	13	2'02.403 *	33.854	23.141	31.902	33.506*	214.2			
7	2'00.176 P	33.706	24.368	33.787	28.315	193.5	14	<b>1'57.585</b>	<b>29.946</b>	<b>22.858</b>	<b>31.645</b>	<b>33.136</b>	<b>218.1</b>			
8	2'02.732	33.463	23.602	32.046	33.621	215.1	<b>6th 24 Tatsuki SUZUKI</b> Leopard Racing JPN									
9	<b>1'58.393</b>	30.106	23.059	31.682	33.546	216.0	Runs=3 Total laps=16 Full laps=5									
							1	2'59.177 *	34.601	23.923	33.124	34.460*	212.5			
							2	2'00.125 *	30.97*	23.222	32.104	33.826*	213.4			

**Fastest Lap:** Diogo MOREIRA MT Helmets - MSI BRA **1'57.252** 29.828 22.779 31.371 33.274

These data/results cannot be reproduced, stored and/or transmitted in whole or in part by any manner of electronic, mechanical, photocopying, recording, broadcasting or otherwise now known or herein after developed without the previous express consent by the copyright owner, except for reproduction in daily press and regular printed publications on sale to the public within 60 days of the event related to those data/results and always provided that copyright symbol appears together as follows below.  
© DORNA, 2022



# Free Practice Nr. 1

# Moto3

Lap	Lap Time	T1	T2	T3	T4	Speed	Lap	Lap Time	T1	T2	T3	T4	Speed
3	2'00.964 *	31.335	23.351	32.242	34.036*	215.1	2	<b>2'00.353</b>	30.837	23.250	32.224	34.042	210.9
4	1'58.722 *	30.499	22.992	31.735	33.496*	214.7	3	<b>1'59.214</b>	30.475	23.094	31.977	33.668	210.5
5	1'58.844 *	30.322	22.951	31.883*	33.688*	216.0	4	<b>1'59.326</b>	30.387	23.083	31.867	33.989	209.3
6	<b>1'58.948</b>	30.321	22.994	31.874	33.759	214.7	5	1'59.027 *	30.428	23.026	31.900	33.673*	210.5
7	2'04.117 *	33.538	23.800	32.781	33.998*	211.7	6	1'53.925 P	31.068	24.751	32.250	25.856	209.7
8	<b>1'58.990</b>	30.348	22.925	31.977	33.740	213.8	7	2'03.822	34.250	23.582	32.121	33.869	209.3
9	1'54.838 P	31.262	23.938	32.421	27.217	208.0	8	<b>2'00.619</b>	30.538	23.211	32.708	34.162	209.7
10	2'07.791	38.947	23.309	31.908	33.627	213.0	9	1'52.347 P	30.785	23.253	32.337	25.972	210.5
11	<b>1'57.871</b>	30.190	22.863	31.572	<b>33.246</b>	213.8	10	2'05.979	35.433	23.955	32.434	34.157	207.2
12	<b>1'58.240</b>	30.335	22.947	31.515	33.443	213.4	11	<b>1'58.263</b>	30.169	22.958	31.683	33.453	209.3
13	1'55.877 P	31.717	23.643	32.601	27.916	198.5	12	<b>1'59.066</b>	30.916	23.141	31.629	33.380	212.1
14	2'01.000	32.714	23.048	31.814	33.424	213.8	13	<b>1'57.709</b>	<b>29.944</b>	<b>22.854</b>	<b>31.566</b>	<b>33.345</b>	<b>213.4</b>
15	<b>1'57.610</b>	<b>30.017</b>	<b>22.774</b>	<b>31.445</b>	33.374	<b>217.3</b>	14	<b>1'58.817</b>	30.341	23.014	31.723	33.739	210.5
PIT		32.231	23.784	33.524	26.797	211.7							

7th	28	Izan GUEVARA	Autosolar GASGAS A SPA	Runs=2	Total laps=17	Full laps=5
1	2'13.229 *	34.096	24.345	32.862	34.993*	210.1
2	2'00.312 *	30.626	23.420	32.130	34.136*	212.1
3	<b>1'59.403</b>	30.451	23.108	32.098	33.746	212.5
4	<b>1'58.825</b>	30.370	22.894	31.902	33.659	212.5
5	<b>1'58.772</b>	30.272	22.896	31.946	33.658	211.3
6	1'59.273 *	30.345	22.933	32.182	33.813*	212.1
7	1'51.774 P	30.418	23.251	32.168	25.937	210.5
8	2'02.095	33.612	23.282	31.833	33.368	212.5
9	<b>1'57.664</b>	29.994	22.744	31.666	<b>33.260</b>	213.8
10	1'58.177 *	30.086	22.832	31.611	33.648*	213.8
11	<b>1'57.764</b>	29.971	22.763	31.719	33.311	<b>215.1</b>
12	1'57.662 *	30.024	22.732	31.621	33.285*	213.8
13	1'59.211 P	36.456	23.320	32.587	26.848	207.6
14	2'01.894	33.515	23.151	31.720	33.508	211.3
15	1'58.217 *	29.999	23.260	<b>31.599</b>	33.359*	212.5
16	1'58.638 *	<b>29.960</b>	22.737	32.114	33.827*	209.3
17	2'03.095 *	30.037	<b>22.683</b>	33.161	37.214*	170.8

8th	54	Riccardo ROSSI	SIC58 Squadra Corse ITA	Runs=2	Total laps=15	Full laps=8
1	2'51.166 *	34.677	28.745	33.198	34.662*	214.2
2	2'01.626 *	31.231	23.675	32.512	34.208*	213.8
3	2'01.860 *	30.56*	23.378	32.553	35.362*	188.4
4	<b>1'59.050</b>	30.248	23.230	31.891	33.681	<b>215.1</b>
5	1'56.256 P	30.879	23.785	32.980	28.612	212.1
6	2'03.393	33.606	23.557	32.212	34.018	212.1
7	<b>1'58.971</b>	30.376	23.236	31.754	33.605	212.1
8	<b>1'58.363</b>	30.178	23.097	31.681	33.407	213.0
9	<b>2'00.099</b>	30.413	24.317	31.809	33.560	214.2
10	<b>1'58.053</b>	30.021	22.999	<b>31.579</b>	33.454	213.8
11	<b>1'57.984</b>	30.026	22.984	31.660	33.314	213.8
12	2'04.354 P	37.465	25.695	33.706	27.488	200.0
13	2'03.607	35.037	23.260	31.770	33.540	213.4
14	<b>1'57.904</b>	30.050	22.925	31.582	33.347	213.4
15	<b>1'57.695</b>	<b>29.950</b>	<b>22.838</b>	31.672	<b>33.235</b>	214.2

9th	16	Andrea MIGNO	Rivacold Snipers Tea ITA	Runs=2	Total laps=14	Full laps=8
1	2'46.323	34.076	24.050	32.629	34.684	210.1

10th	6	Ryusei YAMANAKA	MT Helmets - MSI JPN	Runs=3	Total laps=14	Full laps=5
1	2'14.335	34.843	23.654	33.078	35.067	207.2
2	2'07.764 P	30.480	23.088	45.490	28.706	200.3
3	2'03.596	33.731	23.583	32.150	34.132	210.9
4	<b>1'59.620</b>	30.465	23.197	32.063	33.895	211.3
5	1'52.708 P	30.229	23.297	32.048	27.134	206.1
6	2'05.587 *	36.707	23.228	31.909	33.743*	210.5
7	<b>1'58.479</b>	30.137	23.017	31.755	33.570	210.9
8	<b>1'58.097</b>	30.174	22.902	<b>31.528</b>	33.493	212.1
9	2'01.513 *	30.34*	23.409	31.889	35.871	211.7
10	1'51.542 P	30.163	23.113	31.894	26.372	208.8
11	2'01.077	32.611	23.224	31.718	33.524	<b>212.5</b>
12	<b>1'58.254</b>	<b>29.952</b>	<b>22.823</b>	31.851	33.628	211.7
13	1'58.766 *	30.600	22.997	31.713	33.456*	212.1
14	<b>1'57.792</b>	30.017	22.920	31.552	<b>33.303</b>	212.1

11th	53	Deniz ÖNCÜ	Red Bull KTM Tech3 TUR	Runs=1	Total laps=15	Full laps=8
1	2'34.640 *	34.555	23.728	37.249	35.115*	213.4
2	2'00.118 *	30.498	23.225	32.486	33.909*	215.5
3	<b>2'00.354</b>	30.842	23.275	32.269	33.968	<b>216.0</b>
4	1'58.939 *	30.272	23.014*	32.004	33.649	213.8
5	<b>1'59.042</b>	30.266	23.057	32.031	33.688	212.5
6	<b>1'58.314</b>	30.148	22.888	31.744	33.534	214.2
7	<b>1'59.012</b>	30.346	22.894	32.098	33.674	213.4
8	<b>1'58.916</b>	30.292	22.880	31.952	33.792	214.7
9	<b>1'59.059</b>	30.372	23.064	32.048	33.575	212.5
10	1'50.505 P	30.457	23.261	31.991	24.796	213.0
11	2'05.674 *	34.338	24.058	33.015	34.263*	211.7
12	<b>1'57.837</b>	<b>30.027</b>	<b>22.866</b>	<b>31.603</b>	33.341	213.4
13	<b>1'57.958</b>	30.082	22.868	31.747	<b>33.261</b>	212.5
14	1'58.132 *	30.038	22.898	31.698	33.498*	212.1
15	1'58.483 *	30.11*	22.888	31.992	33.492	211.3

12th	27	Kaito TOBA	CIP Green Power JPN	Runs=2	Total laps=14	Full laps=7
1	2'49.412 *	34.135	24.304	32.763	34.635*	211.7
2	<b>2'00.316</b>	30.551	23.500	31.989	34.276	<b>213.8</b>
3	<b>1'59.924</b>	30.757	23.286	32.037	33.844	213.8
4	<b>1'59.646</b>	30.582	23.355	31.892	33.817	210.9
5	1'59.299 *	30.323	23.274	31.948	33.754*	212.1

**Fastest Lap:** Diogo MOREIRA MT Helmets - MSI BRA **1'57.252** 29.828 22.779 31.371 33.274

These data/results cannot be reproduced, stored and/or transmitted in whole or in part by any manner of electronic, mechanical, photocopying, recording, broadcasting or otherwise now known or herein after developed without the previous express consent by the copyright owner, except for reproduction in daily press and regular printed publications on sale to the public within 60 days of the event related to those data/results and always provided that copyright symbol appears together as follows below.  
© DORNA, 2022

Official MotoGP Timing by TISSOT  
www.motogp.com

Motegi, Friday, September 23, 2022

Page 2 of 5



# Free Practice Nr. 1

# Moto3

Lap	Lap Time	T1	T2	T3	T4	Speed	Lap	Lap Time	T1	T2	T3	T4	Speed
6	1'53.328 P	30.434	23.420	32.325	27.149	211.7	9	1'59.551	30.581	23.327	31.965	33.678	213.8
7	2'02.502	33.106	23.354	32.072	33.970	212.5	10	1'59.608	30.471	23.214	32.158	33.765	213.4
8	1'59.158	30.471	23.215	31.889	33.583	212.5	11	1'59.456	30.351	23.155	32.100	33.850	213.4
9	1'59.309	30.450	23.308	31.954	33.597	213.8	12	1'52.734 P	30.503	23.213	32.292	26.726	214.2
10	1'59.159	30.393	23.205	31.995	33.566	212.5	13	2'01.576	33.340	23.007	31.794	33.435	215.5
11	1'57.986 P	34.429	24.210	32.648	26.699	211.3	14	1'58.183	30.220	22.919	31.607	33.437	218.1
12	2'02.351	33.833	23.317	31.806	33.395	213.0	15	1'58.841	30.358	23.100	31.768	33.615	213.4
13	1'59.153 *	30.300	23.341	32.179	33.333*	213.4							
14	1'58.001	30.099	23.027	31.554	33.321	213.4							

## 13th 31 Adrian FERNANDEZ Red Bull KTM Tech3 SPA

Runs=2	Total laps=15	Full laps=5
1	2'31.777 *	33.765 24.296 32.543 34.887* 212.5
2	1'59.921 *	30.488 23.443 32.069 33.921* 212.5
3	1'59.127 *	30.292 23.085 31.919 33.831* 216.4
4	1'59.155 *	30.239 23.241* 31.865 33.810 216.0
5	2'00.203	31.255 23.181 32.004 33.763 212.5
6	1'59.498 *	30.360 23.084 32.199 33.855* 215.5
7	1'59.882	30.527 23.264 32.107 33.984 212.1
8	1'52.580 P	30.327 23.195 32.087 26.971 211.7
9	2'02.880	33.487 23.400 32.062 33.931 212.1
10	2'00.084	30.589 23.209 32.232 34.054 211.7
11	1'59.715	30.616 23.291 31.995 33.813 210.9
12	1'51.961 P	30.604 23.514 32.008* 25.835 213.0
13	2'01.357	32.828 23.154 31.894 33.481 215.5
14	1'58.060	30.099 23.007 31.514 33.440 213.0
15	1'57.985 *	30.042 22.888 31.589 33.466* 213.8

## 14th 5 Jaume MASIA Red Bull KTM Ajo SPA

Runs=2	Total laps=15	Full laps=6
1	2'39.075	35.068 24.085 32.509 34.045 214.2
2	1'59.302	30.637 23.274 31.909 33.482 215.5
3	1'58.241	30.265 22.900 31.814 33.262 216.0
4	2'01.159 *	30.241 24.684* 32.638 33.596 214.7
5	1'58.069 *	30.095 22.918 31.759 33.297* 217.7
6	1'58.368	30.194 22.952 31.799 33.423 216.0
7	1'58.703	30.370 23.079 31.735 33.519 214.2
8	1'51.924 P	30.343 22.958 31.961 26.662 207.6
9	2'02.508	34.060 23.150 31.812 33.486 214.2
10	1'58.636	30.364 23.094 31.750 33.428 214.7
11	1'58.900 *	30.382 22.965 31.911 33.642* 213.8
12	1'53.871 P	31.218 23.612 32.614 26.427 208.4
13	2'01.713 *	33.091 23.110 32.004* 33.508* 213.4
14	1'58.098	30.138 22.825 31.674 33.461 214.2
15	2'03.204 *	34.44* 23.498 31.780 33.486 215.1

## 15th 43 Xavier ARTIGAS CFMOTO Racing Pru SPA

Runs=2	Total laps=15	Full laps=8
1	2'48.480 *	33.794 24.139 32.674 35.045* 213.8
2	2'01.176	30.813 23.512 32.508 34.343 214.2
3	2'00.455 *	30.945 23.311 32.177 34.022* 217.7
4	1'59.683	30.603 23.343 32.024 33.713 218.1
5	1'59.908 *	30.592 23.191 32.043 34.082* 213.8
6	1'52.835 P	30.458 23.201 32.330 26.846 214.2
7	2'04.525	34.277 23.779 32.308 34.161 214.2
8	1'59.960	30.623 23.276 32.135 33.926 213.8

## 16th 96 Daniel HOLGADO Red Bull KTM Ajo SPA

Runs=1	Total laps=17	Full laps=10
1	2'33.373 *	34.018 24.248 32.805 34.803* 212.5
2	2'00.510 *	30.800 23.345 32.330 34.035* 214.7
3	2'02.017	32.276 23.391 32.385 33.965 216.4
4	2'00.504 *	30.563 23.164* 32.095 34.682* 217.3
5	1'59.047	30.304 23.098 31.907 33.738 216.0
6	1'59.032	30.237 23.169 32.118 33.508 215.1
7	1'58.741	30.406 23.123 31.677 33.535 215.5
8	1'58.749	30.192 22.992 31.909 33.656 214.2
9	1'59.211	30.443 23.081 31.942 33.745 212.5
10	1'59.355	30.436 23.150 32.047 33.722 212.1
11	1'59.450	30.440 23.154 32.146 33.710 213.8
12	1'57.633 P	30.525 23.521 32.441 31.146 189.1
13	2'04.255	34.411 23.635 32.686 33.523 213.0
14	1'58.359	30.277 22.867 31.702 33.513 214.2
15	1'58.482 *	30.217 22.992 31.739 33.534* 212.1
16	1'59.992 *	30.26* 23.217 31.866 34.649* 196.7
17	1'58.248	30.189 22.915 31.632 33.512 214.2

## 17th 11 Sergio GARCIA Autosolar GASGAS A SPA

Runs=1	Total laps=18	Full laps=12
1	2'29.442 *	34.706 24.434 32.856 34.596* 211.3
2	2'00.880 *	30.867 23.501 32.312* 34.200 208.8
3	1'59.737	30.631 23.194 32.053 33.859 212.1
4	1'59.723 *	30.59* 23.418* 31.982 33.727 211.7
5	1'59.545	30.565 23.364 31.980 33.636 211.7
6	1'59.495	30.691 23.095 31.967 33.742 212.1
7	1'59.440 *	30.53* 23.148 31.938 33.815 211.7
8	1'59.380	30.515 23.044 32.118 33.703 212.1
9	1'59.064	30.512 23.141 31.860 33.551 212.1
10	1'59.641	30.756 23.034 32.136 33.715 212.1
11	1'53.317 P	30.51* 23.171 32.365 27.264 210.1
12	2'03.898	34.499 23.553 32.146 33.700 211.3
13	1'58.673	30.297 22.950 31.908 33.518 212.1
14	1'58.473	30.312 22.908 31.805 33.448 212.1
15	1'58.514	30.202 22.881 31.834 33.597 212.5
16	1'59.611	30.327 23.162 32.544 33.578 211.7
17	1'58.418	30.246 22.873 31.825 33.474 213.8
18	1'58.767	30.267 22.934 31.913 33.653 211.7

## 18th 82 Stefano NEPA Angeluss MTA Team ITA

Runs=1	Total laps=16	Full laps=12
1	2'18.447	34.392 24.034 32.701 34.848 211.3
2	2'00.704	30.879 23.332 32.290 34.203 211.3
3	1'59.472	30.455 23.124 32.102 33.791 212.5
4	1'59.444	30.372 23.164 31.969 33.939 211.3
5	1'59.320	30.447 23.181 31.893 33.799 211.3

**Fastest Lap:** Diogo MOREIRA MT Helmets - MSI BRA 1'57.252 29.828 22.779 31.371 33.274

These data/results cannot be reproduced, stored and/or transmitted in whole or in part by any manner of electronic, mechanical, photocopying, recording, broadcasting or otherwise now known or herein after developed without the previous express consent by the copyright owner, except for reproduction in daily press and regular printed publications on sale to the public within 60 days of the event related to those data/results and always provided that copyright symbol appears together as follows below.  
© DORNA, 2022

# Free Practice Nr. 1

# Moto3

Lap	Lap Time	T1	T2	T3	T4	Speed	Lap	Lap Time	T1	T2	T3	T4	Speed
6	<b>1'59.500</b>	30.403	23.216	32.025	33.856	211.7	9	<b>2'00.309</b>	30.681	23.099	32.220	34.309	216.0
7	<b>1'59.628</b>	30.511	23.172	32.014	33.931	210.9	10	1'57.732 P	30.833	23.814	33.836	29.249	178.8
8	<b>1'59.577</b>	30.473	23.153	32.078	33.873	210.9	11	2'02.966 *	33.920	23.294	32.078	33.674*	214.2
9	1'55.256 P	32.032	23.718	32.859	26.647	205.3	12	1'58.776 *	30.245	22.905	32.089	33.537*	215.5
10	2'08.439	35.642	24.503	33.108	35.186	208.8	13	<b>1'58.767</b>	30.219	23.132	32.064	33.352	217.7
11	<b>1'59.237</b>	30.405	23.113	31.960	33.759	210.5	<b>22nd 64 Mario AJI</b> Honda Team Asia INA						
12	<b>1'58.841</b>	30.397	23.028	31.805	33.611	210.9	Runs=2 Total laps=15 Full laps=6						
13	<b>1'58.708</b>	30.322	23.000	31.773	33.613	210.9	1	2'27.830 *	34.203	24.249	33.406	35.938*	205.7
14	<b>1'58.614</b>	30.282	23.030	31.720	33.582	211.7	2	2'03.134 *	31.835	23.843	32.734*	34.722*	211.3
15	2'01.467 *	30.283	22.948	31.771	36.465*	193.2	3	2'00.068 *	30.632	23.317	31.812	34.307*	211.7
16	<b>1'58.432</b>	30.301	23.000	31.672	33.459	211.3	4	2'03.475 *	31.815	24.127*	33.400	34.133*	206.8
<b>19th 48 Ivan ORTOLÁ</b> Angeluss MTA Team SPA							5	<b>2'00.243</b>	30.812	23.408	31.975	34.048	208.8
Runs=3 Total laps=14 Full laps=5							6	2'00.420 *	30.716	23.254	32.169	34.281*	210.5
1	2'33.729 *	33.758	24.143	32.934	34.829*	211.7	7	<b>2'00.308</b>	30.782	23.413	32.013	34.100	208.8
2	2'00.630 *	30.95*	23.371	32.317	33.985*	216.8	8	1'59.804 P	33.279	25.275	33.918	27.332	206.1
3	<b>2'01.273</b>	31.385	23.387	32.267	34.234	215.1	9	2'14.533	40.666	25.688	32.490	35.689	177.6
4	1'59.988 *	30.738	23.388*	32.122	33.740*	216.4	10	<b>2'02.327</b>	30.626	23.345	33.027	35.329	187.1
5	<b>1'59.782</b>	30.677	23.025	32.169	33.911	215.1	11	<b>1'59.999</b>	30.540	23.318	32.121	34.020	207.6
6	<b>1'59.357</b>	30.583	23.141	31.984	33.649	216.8	12	1'55.314 P	32.116	23.912	32.456	26.830	206.8
7	1'54.863 P	30.438	23.000	31.833	29.592	214.7	13	2'04.887	35.263	23.665	32.073	33.886	207.6
8	2'07.256	35.393	23.560	33.437	34.866	208.4	14	<b>1'58.782</b>	30.320	23.125	31.644	33.693	210.1
9	<b>2'03.619</b>	30.984	23.378	32.356	36.901	205.7	15	<b>2'01.032</b>	31.016	23.644	32.233	34.139	207.2
10	1'51.438 P	30.801	23.152	32.198	25.287	213.0	<b>23rd 99 Carlos TATAY</b> CFMOTO Racing Pru SPA						
11	2'45.948	1'08.583	26.615	33.202	37.548	204.9	Runs=2 Total laps=13 Full laps=6						
12	1'53.557 P	30.786	23.152	33.974	25.645	209.3	1	3'12.803	37.928	25.949	34.476	35.690	208.0
13	2'05.050 *	35.722	23.517	32.177	33.634*	216.8	2	<b>2'04.535</b>	31.955	24.383	33.321	34.876	209.3
14	<b>1'58.459</b>	30.252	22.857	31.943	33.407	213.8	3	<b>2'02.791</b>	31.601	23.809	32.881	34.500	210.5
<b>20th 72 Taiyo FURUSATO</b> Honda Team Asia JPN							4	<b>2'01.862</b>	31.082	23.747	32.599	34.434	210.1
Runs=2 Total laps=14 Full laps=9							5	<b>2'01.394</b>	30.972	23.546	32.528	34.348	210.5
1	2'15.115	34.974	24.072	33.073	34.859	211.3	6	2'00.859 *	30.877	23.488	32.340	34.154*	209.3
2	<b>2'00.176</b>	30.939	23.265	32.228	33.744	210.9	7	<b>2'00.566</b>	30.737	23.359	32.220	34.250	206.5
3	<b>1'59.477</b>	30.603	23.062	32.130	33.682	211.3	8	1'56.100 P	31.66*	24.329	32.939	27.169	200.0
4	4'43.137 P	30.207		31.503	190.1		9	1'54.827 P	33.464	23.661	32.285	25.417	209.7
5	2'05.955	33.869	24.384	33.203	34.499	210.5	10	2'03.190 *	33.247	23.606	32.167	34.170*	208.4
6	<b>2'00.538</b>	30.770	23.514	32.279	33.975	211.3	11	1'59.498 *	30.556	23.224	31.887	33.831*	210.1
7	<b>1'59.903</b>	30.589	23.153	32.198	33.963	210.9	12	<b>1'59.299</b>	30.416	23.112	31.989	33.782	210.1
8	<b>1'58.881</b>	30.259	23.151	31.896	33.575	211.3	13	1'59.058 *	30.364	23.228	31.792	33.674*	210.5
9	<b>1'58.952</b>	30.420	23.077	31.878	33.577	211.3	<b>24th 20 Lorenzo FELLON</b> SIC58 Squadra Corse FRA						
10	<b>1'58.964</b>	30.248	23.055	31.831	33.830	211.7	Runs=3 Total laps=14 Full laps=2						
11	1'55.994 P	31.785	23.468	33.097	27.644	202.2	1	2'33.499 *	34.376	23.829	33.173	34.728*	214.7
12	2'03.000	33.426	23.194	32.602	33.778	208.8	2	2'01.046 *	31.114	23.355	32.291	34.286*	215.1
13	<b>2'00.590</b>	30.286	23.048	31.923	35.333	210.1	3	<b>2'01.048</b>	30.942	23.525	32.306	34.275	217.3
14	<b>1'58.749</b>	30.339	22.959	31.889	33.562	211.3	4	2'00.443 *	31.03*	23.348*	32.139	33.919	216.4
<b>21st 66 Joel KELSO</b> CIP Green Power AUS							5	2'00.178 *	30.87*	23.205	32.147	33.956*	212.5
Runs=1 Total laps=13 Full laps=6							6	2'02.967 P	32.21*	24.026	34.806	31.923	119.0
1	2'52.669 *	34.033	24.268	32.753	34.531*	213.8	7	2'04.760 *	34.868	23.658	32.194	34.040*	210.5
2	2'01.144 *	31.017	23.483	32.390	34.254*	213.0	8	1'59.683 *	30.66*	23.320	31.966	33.730*	211.3
3	1'59.509 *	30.485	23.182	32.033	33.809*	214.7	9	1'59.756 *	30.539	23.270	31.923*	34.024*	210.9
4	<b>2'01.153</b>	30.339	23.200	32.212	35.402	216.0	10	2'00.278 *	30.78*	23.465	32.199	33.830*	211.7
5	2'00.729 *	30.62*	23.409	32.401	34.293*	212.5	11	<b>1'59.463</b>	30.654	23.255	32.011	33.543	214.7
6	<b>2'03.276</b>	30.480	23.352	32.929	36.515	171.4	12	1'58.337 P	34.53*	24.562	32.936*	26.306	211.3
7	<b>2'00.272</b>	30.730	23.324	32.204	34.014	215.1	13	2'04.610	35.522	23.259	32.225	33.604	211.7
8	<b>2'03.893</b>	30.668	23.314	33.140	36.771	183.6	unfinished	30.410	22.963	31.770		211.7	

**Fastest Lap:** Diogo MOREIRA MT Helmets - MSI BRA **1'57.252** 29.828 22.779 31.371 33.274

These data/results cannot be reproduced, stored and/or transmitted in whole or in part by any manner of electronic, mechanical, photocopying, recording, broadcasting or otherwise now known or herein after developed without the previous express consent by the copyright owner, except for reproduction in daily press and regular printed publications on sale to the public within 60 days of the event related to those data/results and always provided that copyright symbol appears together as follows below.  
© DORNA, 2022

Official MotoGP Timing by TISSOT  
www.motogp.com

Motegi, Friday, September 23, 2022

Page 4 of 5



## Free Practice Nr. 1

Moto3

Lap	Lap Time	T1	T2	T3	T4	Speed	Lap	Lap Time	T1	T2	T3	T4	Speed
<b>25th</b>	<b>23</b>	<b>Elia BARTOLINI</b> QJMotor Avintia Racin ITA					4	<b>2'02.633</b>	31.738	23.414	33.120	34.361	209.7
		Runs=2	Total laps=11	Full laps=3			5	<b>2'01.972</b>	31.628	23.287	32.770	34.287	210.5
1	2'46.446 *	34.049	24.082	32.715	34.626*	212.5	6	<b>2'01.637</b>	31.459	23.253	32.610	34.315	210.1
2	<b>2'01.188</b>	31.273	23.278	32.453	34.184	213.0	7	<b>2'01.320</b>	31.286	23.196	32.695	34.143	210.9
3	2'02.316 *	30.920	23.893	33.289	34.214*	206.5	8	<b>2'01.400</b>	31.367	23.322	32.620	34.091	210.5
4	<b>1'59.639</b>	30.705	23.251	31.993	33.690	214.2	9	<b>2'01.076</b>	31.148	23.297	32.588	34.043	210.1
5	2'05.650 P	30.374	23.181	43.881	28.214	204.1	10	<b>2'01.570</b>	31.335	23.465	32.555	34.215	210.9
6	2'06.024	34.506	23.852	32.942	34.724	210.9	11	<b>2'01.049</b>	31.214	23.390	32.427	34.018	212.1
7	2'02.986 *	31.950	23.716*	33.036*	34.284*	210.9	12	<b>2'00.759</b>	31.213	23.421	32.184	33.941	213.0
8	1'54.483 P	31.199	23.590	33.152	26.542	211.3	13	1'55.752 P	31.178	23.284	33.181	28.109	210.9
9	2'03.269	34.288	23.223	31.918	33.840	213.8	14	2'10.216	39.286	23.929	32.858	34.143	210.5
10	1'59.983 *	30.568	23.273	32.386	33.756*	212.1	15	<b>2'00.041</b>	30.883	23.117	32.277	33.764	211.7
11	<b>1'59.564</b>	30.608	23.033	32.265	33.658	213.4	16	1'59.473 *	30.537	23.050	32.003	33.883*	211.7
							17	<b>2'00.045</b>	30.762	23.209	32.160	33.914	209.7
<b>26th</b>	<b>19</b>	<b>Scott OGDEN</b> VisionTrack Racing T GBR					<b>29th</b>	<b>22</b>	<b>Ana CARRASCO</b> BOE Motorsports SPA				
		Runs=2	Total laps=15	Full laps=6				Runs=1	Total laps=16	Full laps=11			
1	2'47.817 *	34.984	24.553	32.905	34.963*	211.7	1	2'32.688	35.665	25.267	33.894	36.679	202.6
2	2'02.372 *	31.140	23.701	32.742	34.789*	211.7	2	<b>2'03.316</b>	31.395	24.071	33.103	34.747	215.5
3	2'01.770 *	31.089	23.911	32.328	34.442*	215.5	3	<b>2'01.960</b>	31.265	23.753	32.797	34.145	216.0
4	<b>2'00.745</b>	30.694	23.418	32.264	34.369	211.7	4	2'00.826 *	30.882	23.655*	32.209	34.080	216.4
5	2'04.849 *	32.969	24.027	32.849*	35.004*	211.7	5	<b>2'00.656</b>	30.699	23.511	32.187	34.259	213.8
6	<b>2'00.352</b>	30.763	23.298	32.301	33.990	213.0	6	2'09.417 *	31.40*	23.610	33.710	40.694	183.3
7	2'00.578 *	30.915	23.614	32.037	34.012*	211.3	7	<b>2'11.386</b>	31.417	23.921	36.321	39.727	137.4
8	2'54.513 P	1'24.791	26.745	35.170	27.807	207.6	8	<b>2'00.876</b>	30.931	23.555	32.232	34.158	212.5
9	2'09.372 *	36.433	24.172	34.127	34.640*	210.1	9	1'55.185 P	31.209	23.626	32.401	27.949	210.5
10	<b>2'00.514</b>	30.892	23.335	32.299	33.988	210.1	10	2'07.022	35.107	24.883	32.620	34.412	215.5
11	1'55.284 P	31.273	23.666	32.940	27.405	210.1	11	<b>2'00.822</b>	30.933	23.694	32.163	34.032	213.4
12	2'06.674	36.359	23.357	32.848	34.110	210.5	12	<b>2'40.464</b>	48.735	37.983	35.773	37.973	203.3
13	<b>2'01.538</b>	30.524	23.201	33.679	34.134	210.9	13	<b>2'03.239</b>	31.230	23.509	33.463	35.037	207.6
14	<b>1'59.739</b>	30.495	23.148	32.112	33.984	212.1	14	<b>2'01.029</b>	31.020	23.620	32.367	34.022	212.1
15	<b>1'59.582</b>	30.543	23.313	32.006	33.720	210.9	15	<b>2'00.385</b>	30.733	23.450	32.301	33.901	211.7
							16	<b>2'00.408</b>	30.865	23.493	32.159	33.891	212.1
<b>27th</b>	<b>70</b>	<b>Joshua WHATLEY</b> VisionTrack Racing T GBR					<b>30th</b>	<b>9</b>	<b>Nicola Fabio CARR</b> QJMotor Avintia Racin ITA				
		Runs=3	Total laps=16	Full laps=4				Runs=1	Total laps=12	Full laps=1			
1	2'37.094 *	36.295	24.366	33.397	36.641*	211.3	1	2'30.766 *	34.628	24.531	33.038	35.428*	206.8
2	2'12.624 *	33.103	23.619	33.814	42.088*	182.7	2	2'01.815 *	31.073	23.733	32.497	34.512*	213.0
3	2'02.151 *	31.419	23.475	32.627	34.630*	213.8	3	2'01.765 *	30.502	23.593	33.301	34.369*	211.3
4	<b>2'01.301</b>	31.190	23.502	32.283	34.326	212.5	4	2'02.019 *	30.999	23.511*	33.109	34.400*	214.7
5	2'02.583 *	31.728	23.685	32.588	34.582*	213.4	5	2'43.472 P	30.77*	23.489	32.243	1'16.964	213.4
6	2'01.064 *	30.856	23.459	32.354	34.395*	210.9	6	2'08.481	36.119	24.423	33.112	34.827	210.5
7	2'02.614 *	32.647	23.469	32.278	34.220*	212.1	7	2'01.593 *	31.00*	23.881	32.667	34.036*	212.1
8	<b>2'01.010</b>	30.970	23.378	32.532	34.130	212.1	8	2'00.597 *	30.45*	23.552	32.300	34.295	210.1
9	1'57.898 P	33.834	24.059	33.152	26.853	204.1	9	2'01.309 *	30.751	23.830	32.544	34.184*	209.7
10	2'07.893	37.934	23.396	32.135	34.428	210.1	10	2'00.756 *	30.568	23.666	32.389	34.133*	210.9
11	<b>1'59.983</b>	30.764	23.201	32.129	33.889	210.9	11	2'04.001 *	31.556	24.498	33.687*	34.260*	212.1
12	1'59.076 P	32.544	25.021	33.969	27.542	204.9	12	<b>2'00.677</b>	30.693	23.376	32.541	34.067	212.5
13	1'55.078 P	32.849	23.441	32.244	26.544	210.9							
14	2'05.849	35.112	24.046	32.639	34.052	212.5							
15	<b>1'59.991</b>	30.607	23.216	32.224	33.944	210.5							
16	2'00.151 *	30.75*	23.333	32.068	33.999	210.5							
<b>28th</b>	<b>34</b>	<b>Kanta HAMADA</b> Rivacold Snipers Tea JPN											
		Runs=1	Total laps=17	Full laps=13									
1	3'33.977	38.539	24.910	34.992	36.264	208.8							
2	<b>2'05.220</b>	32.761	24.189	33.308	34.962	210.1							
3	<b>2'03.388</b>	32.056	23.860	32.945	34.527	210.5							

**Fastest Lap:** Diogo MOREIRA MT Helmets - MSI BRA **1'57.252** 29.828 22.779 31.371 33.274

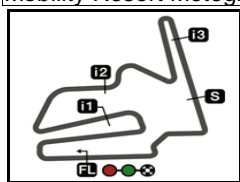
These data/results cannot be reproduced, stored and/or transmitted in whole or in part by any manner of electronic, mechanical, photocopying, recording, broadcasting or otherwise now known or herein after developed without the previous express consent by the copyright owner, except for reproduction in daily press and regular printed publications on sale to the public within 60 days of the event related to those data/results and always provided that copyright symbol appears together as follows below.  
© DORNA, 2022

Official MotoGP Timing by TISSOT  
www.motogp.com

Motegi, Friday, September 23, 2022

Page 5 of 5





4801 m.

# MOTUL GRAND PRIX OF JAPAN

## Free Practice Nr. 1

### Best Partial Times

# Moto3™

*IT* Ideal Lap Time, sum of the best partial times


*BT* Best Lap Time

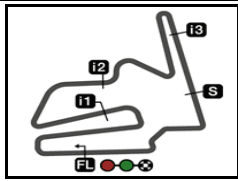
T1		T2		T3		T4				IT		BT	
Pos	Rider	Time	Rider	Time	Rider	Time	Rider	Time	Pos	Rider	IT	BT	
1	D.MOREIRA	29.828	I.GUEVARA	22.683	D.MUÑOZ	31.357	J.MCPHEE	33.136	1	D.MOREIRA	1'57.252	1'57.252	(1)
2	D.FOGGIA	29.845	T.SUZUKI	22.774	D.MOREIRA	31.371	R.ROSSI	33.235	2	D.FOGGIA	1'57.418	1'57.447	(2)
3	A.SASAKI	29.927	D.MOREIRA	22.779	A.SASAKI	31.437	A.SASAKI	33.242	3	A.SASAKI	1'57.457	1'57.493	(3)
4	A.MIGNO	29.944	R.YAMANAKA	22.823	T.SUZUKI	31.445	T.SUZUKI	33.246	4	T.SUZUKI	1'57.482	1'57.610	(6)
5	J.MCPHEE	29.946	J.MASIA	22.825	D.FOGGIA	31.460	D.FOGGIA	33.260	5	I.GUEVARA	1'57.502	1'57.664	(7)
6	R.ROSSI	29.950	R.ROSSI	22.838	A.FERNANDEZ	31.514	I.GUEVARA	33.260	6	D.MUÑOZ	1'57.555	1'57.565	(4)
7	R.YAMANAKA	29.952	A.SASAKI	22.851	R.YAMANAKA	31.528	D.ÖNCÜ	33.261	7	J.MCPHEE	1'57.585	1'57.585	(5)
8	D.MUÑOZ	29.958	D.FOGGIA	22.853	K.TOBA	31.554	J.MASIA	33.262	8	R.ROSSI	1'57.602	1'57.695	(8)
9	I.GUEVARA	29.960	A.MIGNO	22.854	A.MIGNO	31.566	D.MOREIRA	33.274	9	R.YAMANAKA	1'57.606	1'57.792	(10)
10	T.SUZUKI	30.017	I.ORTOLÁ	22.857	R.ROSSI	31.579	R.YAMANAKA	33.303	10	A.MIGNO	1'57.709	1'57.709	(9)
11	D.ÖNCÜ	30.027	J.MCPHEE	22.858	I.GUEVARA	31.599	K.TOBA	33.321	11	D.ÖNCÜ	1'57.757	1'57.837	(11)
12	A.FERNANDEZ	30.042	D.ÖNCÜ	22.866	D.ÖNCÜ	31.603	A.MIGNO	33.345	12	J.MASIA	1'57.856	1'58.098	(14)
13	J.MASIA	30.095	D.HOLGADO	22.867	X.ARTIGAS	31.607	J.KELSO	33.352	13	A.FERNANDEZ	1'57.884	1'58.060	(13)
14	K.TOBA	30.099	D.MUÑOZ	22.871	D.HOLGADO	31.632	D.MUÑOZ	33.369	14	K.TOBA	1'58.001	1'58.001	(12)
15	D.HOLGADO	30.189	S.GARCIA	22.873	M.AJI	31.644	I.ORTOLÁ	33.407	15	X.ARTIGAS	1'58.181	1'58.183	(15)
16	S.GARCIA	30.202	A.FERNANDEZ	22.888	J.MCPHEE	31.645	X.ARTIGAS	33.435	16	D.HOLGADO	1'58.196	1'58.248	(16)
17	T.FURUSATO	30.207	J.KELSO	22.905	S.NEPA	31.672	A.FERNANDEZ	33.440	17	S.GARCIA	1'58.328	1'58.418	(17)
18	J.KELSO	30.219	X.ARTIGAS	22.919	J.MASIA	31.674	S.GARCIA	33.448	18	I.ORTOLÁ	1'58.349	1'58.459	(19)
19	X.ARTIGAS	30.220	S.NEPA	22.948	L.FELLON	31.770	S.NEPA	33.459	19	S.NEPA	1'58.361	1'58.432	(18)
20	I.ORTOLÁ	30.252	T.FURUSATO	22.959	C.TATAY	31.792	D.HOLGADO	33.508	20	J.KELSO	1'58.509	1'58.767	(21)
21	S.NEPA	30.282	L.FELLON	22.963	S.GARCIA	31.805	L.FELLON	33.543	21	T.FURUSATO	1'58.559	1'58.749	(20)
22	M.AJI	30.320	K.TOBA	23.027	T.FURUSATO	31.831	T.FURUSATO	33.562	22	L.FELLON	1'58.686	1'59.463	(24)
23	C.TATAY	30.364	E.BARTOLINI	23.033	I.ORTOLÁ	31.833	E.BARTOLINI	33.658	23	M.AJI	1'58.782	1'58.782	(22)
24	E.BARTOLINI	30.374	K.HAMADA	23.050	E.BARTOLINI	31.918	M.AJI	33.693	24	E.BARTOLINI	1'58.983	1'59.564	(25)

These data/results cannot be reproduced, stored and/or transmitted in whole or in part by any manner of electronic, mechanical, photocopying, recording, broadcasting or otherwise now known or herein after developed without the previous express consent by the copyright owner, except for reproduction in daily press and regular printed publications on sale to the public within 60 days of the event related to those data/results and always provided that copyright symbol appears together as follows below.  
© DORNA, 2022



Mobility Resort Motegi

Results and timing service provided by 



4801 m.

## MOTUL GRAND PRIX OF JAPAN

### Free Practice Nr. 1

### Best Partial Times

Moto3™

*IT* Ideal Lap Time, sum of the best partial times

*BT* Best Lap Time

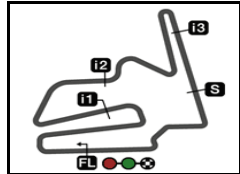
<b>T1</b>		<b>T2</b>		<b>T3</b>		<b>T4</b>				<i>IT</i>	<i>BT</i>	
Pos	Rider	Time	Rider	Time	Rider	Time	Rider	Time	Pos	Rider		
25	L.FELLON	30.410	C.TATAY	23.112	K.HAMADA	32.003	S.OGDEN	33.720	25	C.TATAY	1'59.050	1'59.299 (23)
26	S.OGDEN	30.495	M.AJI	23.125	S.OGDEN	32.006	K.HAMADA	33.764	26	K.HAMADA	1'59.354	2'00.041 (28)
27	N.CARRARO	30.502	S.OGDEN	23.148	J.KELSO	32.033	C.TATAY	33.782	27	S.OGDEN	1'59.369	1'59.582 (26)
28	K.HAMADA	30.537	J.WHATLEY	23.201	J.WHATLEY	32.068	J.WHATLEY	33.889	28	J.WHATLEY	1'59.765	1'59.983 (27)
29	J.WHATLEY	30.607	N.CARRARO	23.376	A.CARRASCO	32.159	A.CARRASCO	33.891	29	N.CARRARO	2'00.188	2'00.677 (30)
30	A.CARRASCO	30.699	A.CARRASCO	23.450	N.CARRARO	32.243	N.CARRARO	34.067	30	A.CARRASCO	2'00.199	2'00.385 (29)

These data/results cannot be reproduced, stored and/or transmitted in whole or in part by any manner of electronic, mechanical, photocopying, recording, broadcasting or otherwise now known or herein after developed without the previous express consent by the copyright owner, except for reproduction in daily press and regular printed publications on sale to the public within 60 days of the event related to those data/results and always provided that copyright symbol appears together as follows below.  
© DORNA, 2022

Official MotoGP Timing by   
www.motogp.com







4801 m.

**MOTUL GRAND PRIX OF JAPAN**

**Free Practice Nr. 1**

**Fastest Laps Sequence**

<i>Practice Time</i>	 <i>Rider</i>	<i>Nation</i>	<i>Motorcycle</i>	<i>Time</i>	<i>Km/h</i>	<i>Rider's Lap</i>
<b>4'15.291</b>	72 <b>Taiyo FURUSATO</b>	JPN	HONDA	<b>2'00.176</b>	143.8	2
<b>4'38.377</b>	5 <b>Jaume MASIA</b>	SPA	KTM	<b>1'59.302</b>	144.8	2
<b>6'36.618</b>	5 <b>Jaume MASIA</b>	SPA	KTM	<b>1'58.241</b>	146.1	3
<b>22'13.801</b>	6 <b>Ryusei YAMANAKA</b>	JPN	KTM	<b>1'58.097</b>	146.3	8
<b>22'37.878</b>	28 <b>Izan GUEVARA</b>	SPA	GASGAS	<b>1'57.664</b>	146.8	9
<b>37'12.967</b>	71 <b>Ayumu SASAKI</b>	JPN	HUSQVARNA	<b>1'57.493</b>	147.1	13
<b>40'33.593</b>	7 <b>Dennis FOGGIA</b>	ITA	HONDA	<b>1'57.447</b>	147.1	14
<b>40'34.286</b>	10 <b>Diogo MOREIRA</b>	BRA	KTM	<b>1'57.252</b>	147.4	15

These data/results cannot be reproduced, stored and/or transmitted in whole or in part by any manner of electronic, mechanical, photocopying, recording, broadcasting or otherwise now known or herein after developed without the previous express consent by the copyright owner, except for reproduction in daily press and regular printed publications on sale to the public within 60 days of the event related to those data/results and always provided that copyright symbol appears together as follows below.

© DORNA, 2022

Official MotoGP Timing by **TISSOT**  
www.motogp.com

**Motegi, Friday, September 23, 2022**

