


4554 m.

BURIRAM INTERNATIONAL CIRCUIT
OR THAILAND GRAND PRIX
Free Practice Nr. 2
Classification

6

	Rider	Nation	Team	Motorcycle	Time	Lap Total	Gap	Top Speed
1	71 Ayumu SASAKI	JPN	Sterilgarda Husqvarna Max	HUSQVARNA	1'43.503	16 16		228.8
2	24 Tatsuki SUZUKI	JPN	Leopard Racing	HONDA	1'43.694	16 18	0.191 0.191	234.2
3	54 Riccardo ROSSI	ITA	SIC58 Squadra Corse	HONDA	1'44.330	14 14	0.827 0.636	234.7
4	96 Daniel HOLGADO	SPA	Red Bull KTM Ajo	KTM	1'44.393	14 14	0.890 0.063	230.7
5	5 Jaume MASIA	SPA	Red Bull KTM Ajo	KTM	1'44.423	14 15	0.920 0.030	233.7
6	53 Deniz ÖNCÜ	TUR	Red Bull KTM Tech3	KTM	1'44.465	17 17	0.962 0.042	234.2
7	28 Izan GUEVARA	SPA	Gaviota GASGAS Aspar Team	GASGAS	1'44.570	12 13	1.067 0.105	233.2
8	48 Ivan ORTOLÁ	SPA	Angeluss MTA Team	KTM	1'44.605	16 16	1.102 0.035	232.2
9	7 Dennis FOGGIA	ITA	Leopard Racing	HONDA	1'44.684	18 18	1.181 0.079	232.7
10	19 Scott OGDEN	GBR	VisionTrack Racing Team	HONDA	1'44.747	16 16	1.244 0.063	231.2
11	27 Kaito TOBA	JPN	CIP Green Power	KTM	1'44.761	13 13	1.258 0.014	231.7
12	16 Andrea MIGNO	ITA	Rivacold Snipers Team	HONDA	1'44.784	16 16	1.281 0.023	232.7
13	11 Sergio GARCIA	SPA	Gaviota GASGAS Aspar Team	GASGAS	1'44.906	19 19	1.403 0.122	232.7
14	43 Xavier ARTIGAS	SPA	CFMOTO Racing PruestelGP	CFMOTO	1'44.910	16 16	1.407 0.004	235.8
15	10 Diogo MOREIRA	BRA	MT Helmets - MSI	KTM	1'44.917	11 15	1.414 0.007	233.2
16	17 John MCPHEE	GBR	Sterilgarda Husqvarna Max	HUSQVARNA	1'45.047	15 16	1.544 0.130	230.7
17	66 Joel KELSO	AUS	CIP Green Power	KTM	1'45.186	12 12	1.683 0.139	232.7
18	44 David MUÑOZ	SPA	BOE Motorsports	KTM	1'45.233	14 15	1.730 0.047	234.2
19	99 Carlos TATAY	SPA	CFMOTO Racing PruestelGP	CFMOTO	1'45.261	12 13	1.758 0.028	229.7
20	21 Vicente PEREZ	SPA	Rivacold Snipers Team	HONDA	1'45.373	8 8	1.870 0.112	230.7
21	64 Mario AJI	INA	Honda Team Asia	HONDA	1'45.513	18 18	2.010 0.140	227.3
22	6 Ryusei YAMANAKA	JPN	MT Helmets - MSI	KTM	1'45.555	15 15	2.052 0.042	235.2
23	70 Joshua WHATLEY	GBR	VisionTrack Racing Team	HONDA	1'46.134	11 13	2.631 0.579	232.7
24	82 Stefano NEPA	ITA	Angeluss MTA Team	KTM	1'46.153	14 15	2.650 0.019	231.2
25	22 Ana CARRASCO	SPA	BOE Motorsports	KTM	1'46.243	15 16	2.740 0.090	231.7
26	72 Taiyo FURUSATO	JPN	Honda Team Asia	HONDA	1'46.408	19 19	2.905 0.165	230.2
27	23 Elia BARTOLINI	ITA	QJMotor Avintia Racing Team	KTM	1'46.774	9 11	3.271 0.366	228.3
28	9 Nicola Fabio CARRARO	ITA	QJMotor Avintia Racing Team	KTM	1'46.796	16 16	3.293 0.022	230.2
29	20 Lorenzo FELLON	FRA	SIC58 Squadra Corse	HONDA	1'46.838	14 15	3.335 0.042	231.2
Not qualified (Out 105%)					1'48.678			
31	Adrian FERNANDEZ	SPA	Red Bull KTM Tech3	KTM	1'51.662	9 16	8.159 4.824	233.2

Practice condition: **Wet-Dry**

Air: 28°
 Humidity: 68%
 Ground: 33°

Fastest Lap:	Lap: 16	Ayumu SASAKI	1'43.503	158.3 Km/h
Best Race Lap:	2018	Dennis FOGGIA	1'42.963	159.2 Km/h
All Time Lap Record:	2018	Marco BEZZECCHI	1'42.235	160.3 Km/h

The results are provisional until the end of the limit for protest and appeals.

Time limit for protest expires 30' after publication of the results - Time:

These data/results cannot be reproduced, stored and/or transmitted in whole or in part by any manner of electronic, mechanical, photocopying, recording, broadcasting or otherwise now known or herein after developed without the previous express consent by the copyright owner, except for reproduction in daily press and regular printed publications on sale to the public within 60 days of the event related to those data/results and always provided that copyright symbol appears together as follows below.

© DORNA, 2022

Official MotoGP Timing by **TISSOT**
 www.motogp.com

Buriram, Friday, September 30, 2022





Results and timing service provided by TISSOT

Moto3™

BURIRAM INTERNATIONAL CIRCUIT
OR THAILAND GRAND PRIX
Free Practice Nr. 2
Combined Free Practice Times

7

	Rider	Nation	Team	MOTORCYCLE	FP1	FP2	Gap
1	71 A.SASAKI	JPN	Sterilgarda Husqvarna Max	HUSQVARNA	1'52.817 12	1'43.503 16	
2	24 T.SUZUKI	JPN	Leopard Racing	HONDA	1'51.520 18	1'43.694 16	0.191 0.191
3	54 R.ROSSI	ITA	SIC58 Squadra Corse	HONDA	1'52.069 17	1'44.330 14	0.827 0.636
4	96 D.HOLGADO	SPA	Red Bull KTM Ajo	KTM	1'52.628 17	1'44.393 14	0.890 0.063
5	5 J.MASIA	SPA	Red Bull KTM Ajo	KTM	1'51.798 17	1'44.423 14	0.920 0.030
6	53 D.ÖNCÜ	TUR	Red Bull KTM Tech3	KTM	1'53.758 7	1'44.465 17	0.962 0.042
7	28 I.GUEVARA	SPA	Gaviota GASGAS Aspar Team	GASGAS	1'52.906 15	1'44.570 12	1.067 0.105
8	48 I.ORTOLÁ	SPA	Angeluss MTA Team	KTM	1'53.404 18	1'44.605 16	1.102 0.035
9	7 D.FOGGIA	ITA	Leopard Racing	HONDA	1'53.123 19	1'44.684 18	1.181 0.079
10	19 S.OGDEN	GBR	VisionTrack Racing Team	HONDA	1'53.339 16	1'44.747 16	1.244 0.063
11	27 K.TOBA	JPN	CIP Green Power	KTM	1'53.502 19	1'44.761 13	1.258 0.014
12	16 A.MIGNO	ITA	Rivacold Snipers Team	HONDA	1'52.068 20	1'44.784 16	1.281 0.023
13	11 S.GARCIA	SPA	Gaviota GASGAS Aspar Team	GASGAS	1'52.268 18	1'44.906 19	1.403 0.122
14	43 X.ARTIGAS	SPA	CFMOTO Racing PruestelGP	CFMOTO	1'53.387 15	1'44.910 16	1.407 0.004
15	10 D.MOREIRA	BRA	MT Helmets - MSI	KTM	1'52.213 17	1'44.917 11	1.414 0.007
16	17 J.MCPHEE	GBR	Sterilgarda Husqvarna Max	HUSQVARNA	1'52.785 16	1'45.047 15	1.544 0.130
17	66 J.KELSO	AUS	CIP Green Power	KTM	1'52.964 15	1'45.186 12	1.683 0.139
18	44 D.MUÑOZ	SPA	BOE Motorsports	KTM	1'52.793 15	1'45.233 14	1.730 0.047
19	99 C.TATAY	SPA	CFMOTO Racing PruestelGP	CFMOTO	1'52.543 16	1'45.261 12	1.758 0.028
20	21 V.PEREZ	SPA	Rivacold Snipers Team	HONDA	1'53.059 17	1'45.373 8	1.870 0.112
21	64 M.AJI	INA	Honda Team Asia	HONDA	1'52.996 12	1'45.513 18	2.010 0.140
22	6 R.YAMANAKA	JPN	MT Helmets - MSI	KTM	1'53.050 14	1'45.555 15	2.052 0.042
23	70 J.WHATLEY	GBR	VisionTrack Racing Team	HONDA	1'53.448 14	1'46.134 11	2.631 0.579
24	82 S.NEPA	ITA	Angeluss MTA Team	KTM	1'52.257 17	1'46.153 14	2.650 0.019
25	22 A.CARRASCO	SPA	BOE Motorsports	KTM	1'53.738 20	1'46.243 15	2.740 0.090
26	72 T.FURUSATO	JPN	Honda Team Asia	HONDA	1'53.638 21	1'46.408 19	2.905 0.165
27	23 E.BARTOLINI	ITA	QJMotor Avintia Racing Team	KTM	1'52.775 19	1'46.774 9	3.271 0.366
28	9 N.CARRARO	ITA	QJMotor Avintia Racing Team	KTM	1'54.832 17	1'46.796 16	3.293 0.022
29	20 L.FELLON	FRA	SIC58 Squadra Corse	HONDA	1'53.147 17	1'46.838 14	3.335 0.042
30	31 A.FERNANDEZ	SPA	Red Bull KTM Tech3	KTM	1'52.503 17	1'51.662 9	8.159 4.824

Pole Position Record:	2018	Marco BEZZECCHI	1'42.235	160.3 Km/h
Best Race Lap:	2018	Dennis FOGGIA	1'42.963	159.2 Km/h
All Time Lap Record:	2018	Marco BEZZECCHI	1'42.235	160.3 Km/h

The results are provisional until the end of the limit for protest and appeals.

Time limit for protest expires 60' after publication of the results - Time:

These data/results cannot be reproduced, stored and/or transmitted in whole or in part by any manner of electronic, mechanical, photocopying, recording, broadcasting or otherwise now known or herein after developed without the previous express consent by the copyright owner, except for reproduction in daily press and regular printed publications on sale to the public within 60 days of the event related to those data/results and always provided that copyright symbol appears together as follows below.

© DORNA, 2022

Official MotoGP Timing by TISSOT
www.motogp.com

Buriram, Friday, September 30, 2022





4554 m.

OR THAILAND GRAND PRIX

Free Practice Nr. 2

Top Speed & Average

8



Rider	Nation	Motorcycle	Top 5 speeds					Average	Top
43 Xavier ARTIGAS	SPA	CFMOTO	235.8	234.7	234.2	232.7	232.7	233.8	235.8
6 Ryusei YAMANAKA	JPN	KTM	235.2	234.2	232.2	231.2	231.2	232.8	235.2
54 Riccardo ROSSI	ITA	HONDA	234.7	233.7	232.7	231.7	230.2	232.6	234.7
24 Tatsuki SUZUKI	JPN	HONDA	234.2	233.2	232.7	232.2	230.7	232.3	234.2
44 David MUÑOZ	SPA	KTM	234.2	233.2	233.2	232.7	229.2	232.5	234.2
53 Deniz ÖNCÜ	TUR	KTM	234.2	233.7	233.7	232.7	231.7	233.0	234.2
5 Jaume MASIA	SPA	KTM	233.7	232.2	232.2	231.7	231.2	232.2	233.7
10 Diogo MOREIRA	BRA	KTM	233.2	232.7	232.2	232.2	231.7	232.2	233.2
28 Izan GUEVARA	SPA	GASGAS	233.2	232.7	232.7	231.2	230.7	232.1	233.2
31 Adrian FERNANDEZ	SPA	KTM	233.2	231.2	230.2	227.8	227.3	229.2	233.2
7 Dennis FOGGIA	ITA	HONDA	232.7	232.7	232.2	232.2	231.7	232.2	232.7
11 Sergio GARCIA	SPA	GASGAS	232.7	230.7	230.2	229.7	229.7	230.6	232.7
16 Andrea MIGNO	ITA	HONDA	232.7	231.2	230.7	230.7	230.2	231.1	232.7
66 Joel KELSO	AUS	KTM	232.7	229.2	229.2	228.8	226.4	228.8	232.7
70 Joshua WHATLEY	GBR	HONDA	232.7	232.2	232.2	230.7	227.8	231.1	232.7
48 Ivan ORTOLÁ	SPA	KTM	232.2	231.2	230.7	230.2	229.7	230.8	232.2
22 Ana CARRASCO	SPA	KTM	231.7	231.2	231.2	230.7	230.7	231.1	231.7
27 Kaito TOBA	JPN	KTM	231.7	229.7	229.2	228.3	228.3	229.3	231.7
19 Scott OGDEN	GBR	HONDA	231.2	230.7	230.2	229.7	228.3	230.0	231.2
20 Lorenzo FELLON	FRA	HONDA	231.2	230.2	230.2	228.8	227.8	229.6	231.2
82 Stefano NEPA	ITA	KTM	231.2	231.2	230.7	229.7	227.3	230.0	231.2
17 John MCPHEE	GBR	HUSQVARNA	230.7	229.2	229.2	228.8	228.3	229.2	230.7
21 Vicente PEREZ	SPA	HONDA	230.7	230.2	229.7	223.6	221.7	227.2	230.7
96 Daniel HOLGADO	SPA	KTM	230.7	229.2	229.2	227.8	227.3	228.8	230.7
9 Nicola Fabio CARRARO	ITA	KTM	230.2	229.7	229.2	228.3	227.8	228.8	230.2
72 Taiyo FURUSATO	JPN	HONDA	230.2	229.7	229.7	229.7	229.2	229.7	230.2
99 Carlos TATAY	SPA	CFMOTO	229.7	229.2	229.2	228.8	226.8	228.7	229.7
71 Ayumu SASAKI	JPN	HUSQVARNA	228.8	228.8	228.3	227.8	227.8	228.2	228.8
23 Elia BARTOLINI	ITA	KTM	228.3	227.3	226.4	226.4	225.9	226.9	228.3
64 Mario AJI	INA	HONDA	227.3	227.3	227.3	225.4	224.5	226.1	227.3

These data/results cannot be reproduced, stored and/or transmitted in whole or in part by any manner of electronic, mechanical, photocopying, recording, broadcasting or otherwise now known or herein after developed without the previous express consent by the copyright owner, except for reproduction in daily press and regular printed publications on sale to the public within 60 days of the event related to those data/results and always provided that copyright symbol appears together as follows below.

© DORNA, 2022

Official MotoGP Timing by TISSOT
www.motogp.com





Buriram, Friday, September 30, 2022



OR THAILAND GRAND PRIX

Free Practice Nr. 2

Chronological Analysis of Performances

9

* Lap / Sector time cancelled T1 Time from finish line to 1st intermediate T3 Time from 2nd intermed. to 3rd intermed.
P Crossing the finish line in pit lane T2 Time from 1st intermed. to 2nd intermed. T4 Time from 3rd intermediate to finish line

Lap	Lap Time	T1	T2	T3	T4	Speed	Lap	Lap Time	T1	T2	T3	T4	Speed
1st 71 Ayumu SASAKI Sterilgarda Husqvarna JPN Runs=1 Total laps=16 Full laps=13							5	1'54.365 *	24.56*	33.623	28.131	28.043	228.8
1	8'15.539	21.824	36.380	29.272	29.321	215.1	6	1'55.576	24.651	35.157	27.975	27.793	229.7
2	1'55.895	25.109	34.025	28.062	28.699	225.4	7	1'52.147	24.570	33.100	27.006	27.471	230.2
3	1'55.555	25.072	33.910	28.119	28.454	225.9	8	1'51.513	24.513	32.949	26.573	27.478	229.2
4	1'54.899	24.717	33.853	27.891	28.438	227.3	9	1'49.441 P	24.786	34.013	28.083	22.559	229.2
5	1'53.668	24.757	33.401	27.502	28.008	227.3	10	6'41.988	19.462	33.855	26.985	29.954	226.8
6	1'53.087	24.702	33.274	27.341	27.770	227.8	11	1'47.939	23.671	31.679	24.959	27.630	234.7
7	1'52.752	24.624	33.501	27.135	27.492	227.3	12	1'44.649	23.333	31.167	24.531	25.618	233.7
8	1'52.331	24.447	33.402	27.049	27.433	227.8	13	1'44.598	23.492	31.024	24.454	25.628	232.7
9	1'51.643	24.561	32.917	26.664	27.501	227.8	14	1'44.330	23.390	30.935	24.468	25.537	231.7
10	1'48.477 P	25.175	33.995	27.216	22.091	225.0	4th 96 Daniel HOLGADO Red Bull KTM Ajo SPA Runs=1 Total laps=14 Full laps=8						
11	6'55.770 *	21.492	34.646	27.421*	28.460	203.7	1	10'55.077	21.308	37.625	29.546	29.911	217.7
12	1'45.198	23.781	31.031	24.591	25.795	228.8	2	1'56.530	25.050	34.432	28.109	28.939	223.6
13	1'51.707	23.467	34.041	28.118	26.081	227.8	3	1'54.912 *	25.09*	33.701	27.625	28.489	224.0
14	1'43.921	23.407	30.735	24.276	25.503	228.8	4	1'53.648	24.769	33.490	27.143	28.246	224.0
15	1'52.401	27.053	34.192	24.864	26.292	220.4	5	1'58.241 *	24.725	33.640	29.347*	30.529	222.6
16	1'43.503	23.291	30.666	24.132	25.414	228.3	6	1'53.521 P	24.650	34.097	29.726*	25.048	224.0
2nd 24 Tatsuki SUZUKI Leopard Racing JPN Runs=2 Total laps=18 Full laps=13							7	7'54.786	20.636	35.377	28.913	28.686	225.9
1	2'27.560	22.123	37.409	30.426	30.044	216.4	8	1'51.906	24.763	33.607	26.388	27.148	227.8
2	1'54.965	25.065	33.642	27.582	28.676	228.8	9	1'48.095	23.982	32.116	25.442	26.555	229.2
3	1'56.301	24.931	34.985	27.665	28.720	230.2	10	1'49.815 *	23.794	31.888	25.331*	28.802	227.3
4	1'54.414	24.718	33.653	27.724	28.319	230.2	11	1'45.983	23.605	31.460	24.742	26.176	229.2
5	1'53.582	24.592	33.122	27.298	28.570	229.2	12	1'49.203	23.807	31.600	24.795	29.001	226.4
6	1'53.450	24.649	33.389	27.291	28.121	230.7	13	1'50.418	25.097	34.494	24.888	25.939	164.3
7	1'53.028	24.345	32.895	27.486	28.302	230.2	14	1'44.393	23.432	30.939	24.508	25.514	230.7
8	1'52.339	24.537	32.721	27.128	27.953	229.2	5th 5 Jaume MASIA Red Bull KTM Ajo SPA Runs=1 Total laps=15 Full laps=10						
9	1'52.582	24.403	33.239	27.007	27.933	229.2	1	9'18.391	24.518	36.631	30.404	29.990	213.4
10	1'56.416 P	25.708	38.983	28.505	23.220	207.6	2	1'55.764	25.027	33.970	27.941	28.826	225.4
11	6'49.074	21.441	33.606	26.539	27.349	228.8	3	1'54.386	24.766	33.719	27.559	28.342	226.4
12	1'46.616	24.075	31.539	24.876	26.126	232.7	4	1'53.979	24.747	33.526	27.383	28.323	226.8
13	1'44.927	23.559	31.039	24.585	25.744	232.2	5	1'54.756 *	24.719	33.831*	27.680*	28.526	226.4
14	1'44.457 P	23.471	31.205	29.928*	19.853	233.2	6	1'55.265	24.795	34.254	27.868	28.348	225.9
15	4'10.872 *	20.214	31.765	24.684*	25.775	221.7	7	1'54.521	24.858	33.747	27.337	28.579	226.8
16	1'43.694	23.312	30.578	24.321	25.483	230.7	8	1'50.164 P	24.876	33.937	28.260	23.091	225.0
17	1'46.329	23.355	32.226	24.737	26.011	234.2	9	6'54.000	20.796	34.626	27.460	27.616	225.4
18	1'43.953	23.316	30.823	24.286	25.528	227.8	10	1'48.530 *	24.167	32.493*	25.490	26.380	230.2
3rd 54 Riccardo ROSSI SIC58 Squadra Corse ITA Runs=2 Total laps=14 Full laps=9							11	1'46.127	23.727	31.326	24.794	26.280	231.7
1	2'44.276 P	21.155	37.752	31.269	27.380	222.2	12	1'45.957	23.671	31.430	24.764	26.092	231.2
2	10'54.660	19.462	34.537	28.865	29.103	227.3	13	1'44.966	23.519	31.214	24.405	25.828	232.2
3	1'54.930	24.793	33.757	28.091	28.289	228.3	14	1'44.423	23.439	30.994	24.393	25.597	233.7
4	1'57.876	24.648	35.807	28.712	28.709	229.7	15	1'45.707	23.346	31.146	24.493	26.722	232.2

Fastest Lap: Ayumu SASAKI Sterilgarda Husqvarna JPN 1'43.503 23.291 30.666 24.132 25.414

These data/results cannot be reproduced, stored and/or transmitted in whole or in part by any manner of electronic, mechanical, photocopying, recording, broadcasting or otherwise now known or herein after developed without the previous express consent by the copyright owner, except for reproduction in daily press and regular printed publications on sale to the public within 60 days of the event related to those data/results and always provided that copyright symbol appears together as follows below.
© DORNA, 2022



Free Practice Nr. 2

Moto3

Lap	Lap Time	T1	T2	T3	T4	Speed	Lap	Lap Time	T1	T2	T3	T4	Speed	
6th	53	Deniz ÖNCÜ Red Bull KTM Tech3 TUR						9th	7	Dennis FOGGIA Leopard Racing ITA				
		Runs=1	Total laps=17	Full laps=13					Runs=1	Total laps=18	Full laps=14			
1	5'09.304	21.799	36.972	32.775	32.082	218.1	1	3'15.747	19.595	36.259	29.669	29.507	225.4	
2	2'03.286	26.598	35.941	30.520	30.227	221.3	2	1'57.926	25.321	34.797	28.790	29.018	226.8	
3	1'59.360	25.380	35.117	29.312	29.551	225.4	3	1'57.742	25.128	34.566	28.808	29.240	228.3	
4	1'57.962	25.132	34.861	28.835	29.134	224.5	4	1'56.662	25.105	34.277	28.318	28.962	227.8	
5	1'56.415	24.918	34.372	28.406	28.719	226.8	5	1'56.985	25.748	34.167	28.063	29.007	216.8	
6	1'55.303	24.803	33.781	28.059	28.660	226.4	6	1'55.730	24.792	34.099	28.127	28.712	229.2	
7	1'54.438	24.623	33.943	27.942	27.930	225.9	7	1'55.548 *	24.95*	33.988	27.981	28.627	228.8	
8	1'55.661	24.777	34.237	28.741	27.906	224.5	8	1'56.138	24.861	33.892	28.831	28.554	229.2	
9	1'52.474	24.447	33.601	26.990	27.436	225.4	9	1'55.055	24.830	33.827	28.060	28.338	230.2	
10	1'52.423 P	28.768	33.593	27.748	22.314	216.0	10	1'58.583	24.890	34.156	30.951	28.586	231.2	
11	7'56.074	20.201	33.334	25.910	26.563	228.8	11	1'50.668 P	25.908	34.051	28.226	22.483	228.3	
12	1'46.490	23.699	31.965	24.862	25.964	231.7	12	7'12.838	19.027	34.022	27.441	27.428	230.7	
13	1'45.530	23.537	31.464	24.668	25.861	233.7	13	1'59.685	24.366	35.256	27.707	32.356	232.7	
14	1'44.931	23.600	31.184	24.503	25.644	231.7	14	1'46.703	23.740	31.586	25.221	26.156	232.7	
15	1'44.850	23.424	31.028	24.586	25.812	233.7	15	1'45.619	23.617	31.220	24.820	25.962	232.2	
16	1'45.506 *	23.532	31.223	24.909*	25.842	234.2	16	1'44.941	23.429	31.125	24.630	25.757	231.7	
17	1'44.465	23.497	31.005	24.386	25.577	232.7	17	1'44.852	23.482	31.148	24.516	25.706	232.2	
							18	1'44.684	23.439	31.022	24.443	25.780	231.7	
7th	28	Izan GUEVARA Gaviota GASGAS Asp SPA						10th	19	Scott OGDEN VisionTrack Racing T GBR				
		Runs=2	Total laps=13	Full laps=7					Runs=1	Total laps=16	Full laps=12			
1	5'34.335	20.071	37.040	29.975	29.959	221.7	1	4'45.943	21.506	36.231	28.688	29.584	216.8	
2	2'02.622	25.653	37.609	29.455	29.905	224.5	2	2'02.190	26.008	34.880	31.820	29.482	222.6	
3	1'56.729 P	25.714	35.999	29.623	25.393	224.0	3	1'56.886	25.207	34.434	28.173	29.072	225.0	
4	6'09.334	19.715	35.728	30.391	30.696	225.9	4	1'59.686	25.225	37.307	28.415	28.739	223.1	
5	1'58.950	25.502	34.919	29.100	29.429	227.3	5	1'55.543	25.008	34.172	27.869	28.494	224.5	
6	1'56.339	24.800	34.232	28.600	28.707	231.2	6	1'55.304 *	24.95*	34.380	27.487	28.481	225.4	
7	1'56.419	24.837	34.286	28.925	28.371	230.2	7	1'54.484	24.838	33.829	27.545	28.272	225.9	
8	1'55.589	24.698	33.942	28.454	28.495	230.7	8	1'54.263	24.832	33.888	27.434	28.109	225.9	
9	1'48.305 P	24.971	33.708	27.661	21.965	228.8	9	1'54.033	24.672	33.927	27.523	27.911	227.3	
10	9'31.898	19.115	33.315	25.557	26.521	230.2	10	1'53.167	24.650	33.828	27.082	27.607	226.8	
11	1'45.529	23.601	31.538	24.656	25.734	232.7	11	1'48.296 P	24.576	33.674	27.474	22.572	230.2	
12	1'44.570	23.416	31.086	24.528	25.540	232.7	12	9'07.086	19.354	34.164	25.775	26.476	227.8	
13	1'45.908 *	23.237	32.078*	24.883	25.710	233.2	13	1'46.505	23.737	31.949	24.719	26.100	229.7	
8th	48	Ivan ORTOLÁ Angeluss MTA Team SPA						11th	27	Kaito TOBA CIP Green Power JPN				
		Runs=1	Total laps=16	Full laps=10					Runs=1	Total laps=13	Full laps=7			
1	6'04.392	20.734	37.434	31.104	31.005	214.7	1	10'03.524	27.901	38.648	32.206	32.932	172.2	
2	2'01.353	26.011	35.800	29.658	29.884	222.2	2	1'59.517	26.065	35.451	28.949	29.052	222.6	
3	1'58.650	25.412	34.810	28.894	29.534	223.6	3	1'59.410 *	24.912	34.102	29.214*	31.182	228.3	
4	1'56.989	25.159	34.465	28.467	28.898	225.9	4	1'57.582 *	25.159	34.676*	28.564	29.183	227.3	
5	1'54.739	24.738	34.092	27.535	28.374	225.4	5	1'56.623	24.927	34.902	28.038	28.756	228.3	
6	1'54.520	24.740	33.763	27.550	28.467	225.9	6	1'55.735	24.840	34.232	27.902	28.761	227.8	
7	1'59.140 *	24.848	34.284			226.4	7	1'55.877	24.893	34.306	27.621	29.057	228.3	
8	1'59.704 *	24.720	34.207	30.140*	30.637	225.0	8	1'53.825	24.648	33.638	27.116	28.423	229.7	
9	1'54.871	24.804	34.165	27.616	28.286	223.6	9	1'52.350 P	26.872	35.446	27.726	22.306	205.3	
10	1'50.905 P	24.682	35.157	28.621*	22.445	224.0	10	9'10.955 *	19.388	34.029	26.602*	26.920	226.4	
11	7'45.503	31.893	41.113	27.714	28.225	82.8	11	1'48.138	24.395	31.967	25.346	26.430	227.3	
12	1'46.411	23.803	31.495	24.834	26.279	231.2	12	1'48.837 *	23.761	32.911*	26.212	25.953	229.2	
13	1'45.824	23.501	31.451	24.819	26.053	232.2	13	1'44.761	23.528	31.059	24.534	25.640	231.7	
14	1'45.022	23.412	31.265	24.476	25.869	230.2								
15	1'44.814 *	23.510	31.067*	24.536	25.701	229.7								
16	1'44.605	23.415	30.945	24.438	25.807	230.7								

Fastest Lap: Ayumu SASAKI Sterilqarda Husqvarna JPN **1'43.503** 23.291 30.666 24.132 25.414

These data/results cannot be reproduced, stored and/or transmitted in whole or in part by any manner of electronic, mechanical, photocopying, recording, broadcasting or otherwise now known or herein after developed without the previous express consent by the copyright owner, except for reproduction in daily press and regular printed publications on sale to the public within 60 days of the event related to those data/results and always provided that copyright symbol appears together as follows below.
© DORNA, 2022

Official MotoGP Timing by TISSOT
www.motogp.com

Buriram, Friday, September 30, 2022

Page 2 of 6



Free Practice Nr. 2

Moto3

Lap	Lap Time	T1	T2	T3	T4	Speed	Lap	Lap Time	T1	T2	T3	T4	Speed	
12th	16	Andrea MIGNO					Rivacold Snipers Tea ITA	14	1'45.733	23.463	31.398	24.886	25.986	234.2
		Runs=1	Total laps=16	Full laps=13			15	1'47.339	23.553	31.394	26.452	25.940	232.7	
1	7'28.926	21.414	36.819	29.441	29.376	212.5	16	1'44.910	23.437	31.114	24.669	25.690	232.7	
2	1'56.449	25.188	34.314	28.283	28.664	225.9	15th 10 Diogo MOREIRA						MT Helmets - MSI BRA	
3	1'55.073	24.904	34.094	27.723	28.352	225.9			Runs=1	Total laps=15	Full laps=11			
4	1'54.138	24.685	33.500	27.626	28.327	228.8	1	8'07.417	20.589	35.721	28.750	29.454	220.4	
5	1'54.180	24.758	33.524	27.614	28.284	229.2	2	1'56.478	25.636	34.234	27.970	28.638	219.5	
6	1'54.094	24.692	33.491	27.718	28.193	228.8	3	1'55.116	25.084	33.853	27.721	28.458	225.0	
7	1'53.570	24.657	33.497	27.451	27.965	228.8	4	1'55.833	24.821	33.359	27.616	30.037	225.0	
8	1'52.728	24.694	33.534	26.945	27.555	229.7	5	1'53.627	24.565	33.476	27.563	28.023	230.2	
9	1'54.003 P	25.554	34.916	28.690	24.843	218.1	6	1'53.325	24.390	33.167	27.683	28.085	231.7	
10	6'48.638	19.436	33.218	26.231	27.282	227.8	7	1'52.976 P	24.484	33.698	32.874	21.920	229.2	
11	1'48.470	24.204	32.317	25.322	26.627	230.7	8	9'18.317	20.575	32.844	25.668	26.571	229.2	
12	1'46.804	23.920	31.574	24.819	26.491	230.7	9	1'45.807	23.792	31.200	24.820	25.995	232.2	
13	1'45.778	23.555	31.438	24.709	26.076	232.7	10	1'45.268 *	23.567	31.228*	24.553	25.920	231.7	
14	1'45.673	23.517	31.383	25.005	25.768	231.2	11	1'44.917	23.500	31.074	24.454	25.889	232.7	
15	1'44.908	23.813	31.112	24.337	25.646	229.2	12	1'45.006	23.454	31.151	24.546	25.855	231.7	
16	1'44.784	23.406	30.998	24.722	25.658	230.2	13	1'44.987	23.448	31.204	24.502	25.833	232.2	
13th 11 Sergio GARCIA							Gaviota GASGAS Asp SPA	14	1'46.302	24.747	31.347	24.457	25.751	224.0
		Runs=1	Total laps=19	Full laps=16			15	1'47.210	23.445	31.123	25.693	26.949	233.2	
1	4'13.354	22.482	37.786	30.394	30.603	216.4	16th 17 John MCPHEE						Sterilgarda Husqvarna GBR	
2	2'00.227	25.598	36.694	28.733	29.202	222.6			Runs=1	Total laps=16	Full laps=10			
3	1'56.132	25.179	34.316	27.988	28.649	224.5	1	7'52.637	25.169	38.260	31.832	30.979	216.8	
4	1'55.183	24.871	34.057	27.593	28.662	225.0	2	1'59.911	26.517	35.526	28.616	29.252	219.5	
5	1'55.161	24.830	34.076	27.897	28.358	230.2	3	1'56.951	25.398	34.482	28.117	28.954	222.2	
6	1'53.964	24.541	33.617	27.454	28.352	227.3	4	1'56.111	25.396	34.012	28.032	28.671	222.6	
7	1'53.891	24.714	33.523	27.498	28.156	225.4	5	1'55.700	25.018	33.821	28.173	28.688	223.1	
8	1'54.578	24.574	33.419	28.357	28.228	226.8	6	2'02.291 *	25.048	37.627			223.1	
9	1'54.042	24.407	33.990	27.487	28.158	232.7	7	1'54.740	25.020	33.596	27.819	28.305	224.5	
10	1'52.929	24.682	33.583	26.904	27.760	226.8	8	1'53.610	24.999	33.737	27.171	27.703	225.0	
11	1'51.827	24.402	33.373	26.482	27.570	227.8	9	1'52.423	24.716	33.157	26.783	27.767	224.5	
12	1'48.097 P	24.397	33.461	27.787	22.452	226.8	10	1'47.506 P	24.641	32.947	26.840	23.078	223.6	
13	5'19.875	20.568	33.980	25.897	26.979	226.4	11	7'12.935	19.815	33.523	25.865	28.252	228.3	
14	1'47.555	24.021	31.913	25.116	26.505	229.2	12	1'47.444 *	23.782	31.764*	25.321	26.577	230.7	
15	1'46.210	23.611	31.574	24.721	26.304	229.7	13	1'46.484	23.815	31.588	24.927	26.154	229.2	
16	1'45.660	23.597	31.401	24.623	26.039	228.3	14	1'45.578	23.803	31.351	24.577	25.847	228.8	
17	1'45.168	23.451	31.266	24.535	25.916	230.7	15	1'45.047	23.789	31.100	24.532	25.626	227.3	
18	1'45.391	23.572	31.414	24.521	25.884	229.7	16	1'44.736 *	23.617	30.966*	24.558	25.595	229.2	
19	1'44.906	23.479	31.052	24.524	25.851	228.3	17th 66 Joel KELSO						CIP Green Power AUS	
		Runs=1	Total laps=16	Full laps=13					Runs=2	Total laps=12	Full laps=7			
1	5'36.365	20.363	35.890	29.831	30.075	223.6	1	6'21.330	21.272	37.980	31.578	31.674	220.8	
2	1'58.182	25.241	35.039	28.756	29.146	227.3	2	1'59.189	25.594	35.149	28.892	29.554	224.5	
3	1'57.072	25.021	34.461	28.469	29.121	226.8	3	1'56.640	25.114	34.355	28.118	29.053	224.5	
4	1'56.206	24.787	34.376	28.215	28.828	226.4	4	2'01.650	24.959	37.574	29.538	29.579	224.0	
5	1'54.942	24.583	33.813	27.859	28.687	228.3	5	1'55.468 *	24.92*	34.020	27.910	28.614	225.9	
6	1'54.607	24.613	33.781	27.463	28.750	227.8	6	1'55.116	24.825	33.735	27.880	28.676	226.4	
7	1'53.815	24.563	33.548	27.418	28.286	228.3	7	1'53.204 P	24.873	34.069	30.331	23.931	226.4	
8	1'53.798	24.538	33.596	27.444	28.220	226.4	8	8'20.196 P	20.727	34.888	28.637	21.547	224.5	
9	1'50.773 P	24.751	33.432	27.602	24.988	227.8	9	9'03.244	19.837	32.597	25.624	26.243	229.2	
10	8'54.209	18.586	33.695	27.620	27.294	232.7	10	1'45.894	23.699	31.385	24.959	25.851	232.7	
11	1'57.785	24.180	32.664	26.334	34.607	235.8	11	1'45.679	23.835	31.376	24.634	25.834	229.2	
12	1'48.726	24.250	32.406	25.609	26.461	231.7	12	1'45.186	23.543	31.170	24.589	25.884	228.8	
13	1'46.246	23.584	31.639	25.129	25.894	234.7	Fastest Lap:						Ayumu SASAKI Sterilgarda Husqvarna JPN 1'43.503 23.291 30.666 24.132 25.414	

These data/results cannot be reproduced, stored and/or transmitted in whole or in part by any manner of electronic, mechanical, photocopying, recording, broadcasting or otherwise now known or herein after developed without the previous express consent by the copyright owner, except for reproduction in daily press and regular printed publications on sale to the public within 60 days of the event related to those data/results and always provided that copyright symbol appears together as follows below.
© DORNA, 2022



Free Practice Nr. 2

Moto3

Lap	Lap Time	T1	T2	T3	T4	Speed	Lap	Lap Time	T1	T2	T3	T4	Speed	
18th	44	David MUÑOZ BOE Motorsports SPA						9	1'55.871	26.299	34.192	27.441	27.939	210.1
		Runs=1	Total laps=15	Full laps=11			10	1'52.631	24.848	33.245	26.844	27.694	224.5	
1	5'27.145 *	21.014	36.575*	29.460	29.575	216.4	11	1'53.033 P	25.810	34.700	27.348	25.175	207.6	
2	2'00.615	25.156	37.812	28.620	29.027	226.8	12	5'02.617 *	19.474	34.315	26.946*	27.370	223.6	
3	1'56.158	24.987	34.366	27.978	28.827	225.9	13	1'48.580	24.507	32.278	25.238	26.557	224.5	
4	1'55.317	24.804	34.219	27.648	28.646	226.8	14	1'47.432	24.044	31.883	24.834	26.671	225.4	
5	1'54.694	24.613	34.055	27.670	28.356	228.3	15	1'47.245	23.827	31.543	24.814	27.061	227.3	
6	1'53.863	24.560	33.792	27.388	28.123	227.8	16	1'46.108	23.769	31.575	24.688	26.076	227.3	
7	2'03.230 *	25.89*	37.775	28.658	30.904*	210.5	17	1'50.591 *	23.969	34.804*	25.437	26.381	222.6	
8	1'55.155 P	26.334	36.331	29.363	23.127	217.3	18	1'45.513	23.800	31.342	24.528	25.843	227.3	
9	10'41.583	18.876	34.469	28.856	32.165	227.8								
10	2'02.078	25.494	35.452	27.491	33.641	204.9	22nd	6	Ryusei YAMANAKA MT Helmets - MSI JPN					
11	1'47.861	23.859	32.128	25.360	26.514	234.2			Runs=2	Total laps=15	Full laps=9			
12	1'46.503	23.592	31.581	24.970	26.360	232.7	1	4'37.969	21.218	38.395	31.664	30.365	220.4	
13	1'45.570	23.535	31.524	24.731	25.780	233.2	2	1'57.626	25.305	34.817	28.571	28.933	224.5	
14	1'45.233	23.476	31.222	24.589	25.946	233.2	3	1'57.098	25.673	34.792	28.131	28.502	222.6	
15	1'45.795	23.539	31.301	24.806	26.149	229.2	4	1'51.736 P	25.036	34.365	28.308	24.027	223.6	
							5	6'16.314	23.449	34.818	28.288	29.092	206.1	
19th	99	Carlos TATAY CFMOTO Racing Pru SPA						6	1'54.462	24.739	33.572	27.854	28.297	225.0
		Runs=1	Total laps=13	Full laps=8			7	1'55.656	24.658	33.851	28.303	28.844	226.8	
1	10'54.363	21.431	36.293	29.508	29.595	215.1	8	1'49.118 P	24.780	34.173	28.579	21.586	225.9	
2	1'57.643	25.133	34.637	28.383	29.490	223.1	9	7'59.255	20.254	34.715	28.274	28.400	229.2	
3	1'55.983 *	25.23*	34.612	27.752	28.387	220.8	10	1'48.964	24.092	32.193	25.925	26.754	232.2	
4	1'54.342	24.818	33.753	27.376	28.395	223.6	11	1'46.953	23.897	31.461	25.124	26.471	231.2	
5	1'54.437	24.917	33.576	27.495	28.449	223.1	12	1'50.329	23.587	31.390			234.2	
6	1'59.805 *	25.005	36.233	29.224*	29.343	223.1	13	1'46.666 *	23.561	31.227	24.936	26.942*	235.2	
7	1'49.213 P	24.862	33.984	28.200	22.167	223.1	14	1'47.717	23.725	31.988	25.053	26.951	231.2	
8	10'26.274	19.111	32.949	25.898	26.566	226.8	15	1'45.555	23.613	31.409	24.642	25.891	230.2	
9	1'46.897	23.939	31.874	24.830	26.254	228.8								
10	1'46.455	23.714	31.442	25.117	26.182	229.7	23rd	70	Joshua WHATLEY VisionTrack Racing T GBR					
11	1'45.530	23.634	31.477	24.541	25.878	229.2			Runs=1	Total laps=13	Full laps=8			
12	1'45.261	23.659	31.420	24.421	25.761	229.2	1	7'11.905	21.135	37.212	28.545	29.200	219.9	
13	1'52.448	24.126	35.954	25.377	26.991	216.4	2	1'56.411	25.168	34.328	27.935	28.980	225.0	
							3	1'55.879	25.068	34.053	27.850	28.908	223.6	
20th	21	Vicente PEREZ Rivacold Snipers Tea SPA						4	1'58.072	26.106	34.356	27.987	29.623	214.7
		Runs=1	Total laps=9	Full laps=7			5	1'54.707 *	24.96*	33.756	27.685	28.303	225.9	
1	6'17.339 *	21.912	41.349	30.692*	30.098	201.8	6	1'54.231	24.680	33.698	27.625	28.228	227.8	
2	1'58.112	25.677	34.851	28.567	29.017	220.8	7	1'50.318 P	24.836	33.984	27.641	23.857	225.9	
3	1'56.294	25.168	34.435	27.988	28.703	221.7	8	13'28.388	26.203	36.045	27.185	28.664	201.1	
4	1'55.671	24.933	34.174	28.036	28.528	223.6	9	1'47.907	24.075	31.897	25.174	26.761	232.7	
	unfinished						10	1'46.828	24.045	31.690	24.879	26.214	230.7	
5	1'48.554 *	19.50*	34.880	27.765	26.402	206.8	11	1'46.134	23.678	31.648	24.949	25.859	232.2	
6	1'46.124	23.873	31.321	24.907	26.023	229.7	12	1'52.761 *	24.379	35.785	26.083*	26.514	211.3	
7	1'45.634	23.625	31.406	24.772	25.831	230.7	13	1'46.827	23.716	31.383	24.785	26.943	232.2	
8	1'45.373	23.564	31.389	24.594	25.826	230.2								
21st	64	Mario AJI Honda Team Asia INA						24th	82	Stefano NEPA Angeluss MTA Team ITA				
		Runs=1	Total laps=18	Full laps=13					Runs=1	Total laps=15	Full laps=11			
1	6'46.646	20.131	36.029	28.793	29.522	221.7	1	7'18.622	20.197	36.282	29.426	29.904	221.7	
2	1'59.821	25.721	36.841	27.984	29.275	217.3	2	1'58.477	25.764	34.701	28.793	29.219	223.6	
3	1'56.580	25.367	34.584	27.899	28.730	219.9	3	1'55.903	25.152	34.352	27.613	28.786	223.6	
4	1'55.067	25.072	34.002	27.657	28.336	219.9	4	1'55.740	25.013	34.209	27.756	28.762	225.0	
5	1'54.738 *	24.92*	33.796	27.622	28.398	222.2	5	1'54.571	24.848	33.665	27.588	28.470	225.4	
6	1'54.208	24.901	33.670	27.399	28.238	221.7	6	1'54.594	24.831	33.817	27.672	28.274	224.0	
7	1'53.892	24.846	33.620	27.442	27.984	222.2	7	1'55.384	24.683	34.007	27.705	28.989	224.0	
8	1'54.383	24.906	33.895	27.481	28.101	223.6	8	1'54.212	24.895	33.881	27.248	28.188	224.5	
							9	1'50.740 P	24.759	33.971	28.424	23.586	225.0	

Fastest Lap: Ayumu SASAKI Sterilqarda Husqvarna JPN **1'43.503** 23.291 30.666 24.132 25.414

These data/results cannot be reproduced, stored and/or transmitted in whole or in part by any manner of electronic, mechanical, photocopying, recording, broadcasting or otherwise now known or herein after developed without the previous express consent by the copyright owner, except for reproduction in daily press and regular printed publications on sale to the public within 60 days of the event related to those data/results and always provided that copyright symbol appears together as follows below.
© DORNA, 2022

Free Practice Nr. 2

Moto3

Lap	Lap Time	T1	T2	T3	T4	Speed	Lap	Lap Time	T1	T2	T3	T4	Speed
10	8'43.591	24.577	36.890	29.031	27.331	150.6	unfinished	25.038	33.630	27.449			223.1
11	1'55.857	24.087	32.264	25.768	33.738	231.2	7	1'46.143	19.434	33.238	26.409	27.062	228.3
12	1'47.071	23.839	31.766	25.117	26.349	230.7	8	1'47.782	24.068	31.894	25.487	26.333	226.4
13	1'51.562	23.915	31.604	26.452	29.591	227.3	9	1'46.774	23.730	31.690	25.202	26.152	226.4
14	1'46.153	23.606	31.362	24.825	26.360	231.2	10	1'48.014	23.892	31.781	26.314	26.027	225.9
15	1'49.071 *	23.609	31.691	27.679*	26.092	229.7	11	1'47.649	23.918	31.637	25.802	26.292	227.3

25th 22 Ana CARRASCO BOE Motorsports SPA							28th 9 Nicola Fabio CARR QJMotor Avintia Racin ITA						
		Runs=1	Total laps=16	Full laps=12					Runs=1	Total laps=16	Full laps=11		
1	6'06.167	21.499	39.100	31.740	31.110	216.4	1	7'59.204	23.184	41.256	32.177	31.467	206.5
2	2'01.069	26.364	36.005	29.028	29.672	223.1	2	2'03.351	25.843	36.256	30.161	31.091	220.4
3	2'00.174	25.839	35.597	28.743	29.995	213.0	3	2'00.572 *	25.457	35.543	29.805*	29.767	223.6
4	1'56.945	25.302	34.784	27.943	28.916	225.9	4	1'58.556	25.113	35.062	28.919	29.462	227.8
5	1'58.189	25.045	34.616	28.364	30.164	225.9	5	1'57.340	24.905	34.925	28.461	29.049	225.9
6	1'56.684	25.243	34.596	27.943	28.902	225.4	6	1'58.187	25.173	35.726	28.400	28.888	225.4
7	1'56.338	25.065	34.601	27.892	28.780	225.0	7	1'55.984	24.792	34.687	27.902	28.603	228.3
8	1'56.113	24.954	34.797	27.929	28.433	225.4	8	1'55.248	24.664	34.162	27.598	28.824	229.2
9	1'54.760	24.879	34.331	27.445	28.105	224.5	9	1'54.188	24.624	34.095	27.075	28.394	230.2
10	1'57.493 P	24.806	34.644	33.970	24.073	224.5	10	1'50.470 P	25.112	35.747	27.666	21.945	224.5
11	7'25.261	22.518	35.746	28.113	28.093	209.7	11	5'51.373	20.386	34.059	26.669	27.719	207.2
12	1'50.178	24.358	33.190	25.856	26.774	231.2	12	1'51.109	24.264	33.051	26.230	27.564	229.7
13	1'47.906	23.962	32.263	25.295	26.386	231.2	13	1'49.408	24.048	32.465	25.935	26.960	225.9
14	1'46.727	23.686	31.889	25.046	26.106	231.7	14	1'48.164	23.824	32.000	25.423	26.917	227.8
15	1'46.243	23.511	31.906	24.751	26.075	230.7	15	1'50.827 *	23.900	32.751	27.613*	26.563	227.3
16	1'47.577 *	23.599	32.351	25.277*	26.350	230.7	16	1'46.796	23.750	31.634	25.053	26.359	226.8

26th 72 Taiyo FURUSATO Honda Team Asia JPN							29th 20 Lorenzo FELLON SIC58 Squadra Corse FRA						
		Runs=1	Total laps=19	Full laps=14					Runs=2	Total laps=15	Full laps=9		
1	4'33.245	20.969	35.982	29.053	29.143	219.9	1	2'12.199	20.042	38.710	30.116	30.559	220.8
2	1'59.623	25.390	37.042	27.964	29.227	224.0	2	2'01.334	25.941	35.365	29.789	30.239	222.6
3	1'55.259	25.035	33.931	27.698	28.595	224.5	3	2'00.802	25.532	37.141	28.885	29.244	226.4
4	1'55.297	24.887	34.013	27.835	28.562	224.0	4	1'56.342	25.283	34.333	28.045	28.681	225.4
5	1'54.548	24.781	33.723	27.588	28.456	225.9	5	1'56.238	25.113	33.835	27.865	29.425	225.4
6	1'54.524 *	24.91 *	33.618	27.550	28.445	225.0	6	1'55.496	25.053	33.904	27.899	28.640	227.8
7	1'54.160	24.667	33.511	27.477	28.505	227.3	7	1'54.560	24.840	33.442	27.806	28.472	227.3
8	1'54.338	24.723	33.671	27.641	28.303	227.3	8	2'00.132 P	25.448	38.501*	33.174	23.009	225.0
9	1'53.424	24.569	33.587	27.311	27.957	228.3	9	6'46.341 P	21.380	36.843	28.559	24.972	224.5
10	1'53.341	24.555	33.316	27.211	28.259	229.7	10	8'40.776	21.376	34.038	26.695	27.712	206.8
11	1'52.491	24.470	33.398	27.005	27.618	230.2	11	1'51.854 *	24.383	34.119	25.734*	27.618	231.2
12	1'49.182 P	25.271	34.222	26.861	22.828	225.0	12	1'48.503	24.071	32.114	25.598	26.720	230.2
13	5'28.585 *	19.530	33.414	26.829*	27.447	227.3	13	1'51.199	24.119	31.816	25.557	29.707	227.3
14	1'48.274	24.160	32.209	25.353	26.552	228.8	14	1'46.838	24.066	31.607	24.910	26.255	228.8
15	1'47.818	23.946	32.030	25.305	26.537	229.2	15	1'49.387 *	23.701	31.586	27.961*	26.139	230.2
16	1'47.931	23.731	31.760	25.765	26.675	229.7							
17	1'46.709 *	23.77*	31.657	24.982	26.294	228.8							
18	1'49.828	24.344	33.551	25.410	26.523	219.5							
19	1'46.408	23.712	31.486	25.038	26.172	229.7							

27th 23 Elia BARTOLINI QJMotor Avintia Racin ITA							30th 31 Adrian FERNANDEZ Red Bull KTM Tech3 SPA						
		Runs=2	Total laps=12	Full laps=7					Runs=2	Total laps=16	Full laps=8		
1	5'34.945	19.780	36.757	30.126	30.165	220.8	1	8'11.183	20.931	36.364	27.988	28.631	217.7
2	2'02.373	25.842	37.146	29.403	29.982	221.7	2	1'55.375	25.056	33.952	27.550	28.817	226.8
3	2'00.993 *	25.469	35.713	29.941*	29.870	225.0	3	1'54.416	24.780	33.993	27.441	28.202	226.8
4	2'23.219 P	25.445	53.465	39.492*	24.817	220.4	4	1'53.637	24.631	33.699	27.224	28.083	227.3
5	10'30.745	20.455	36.639	28.133	28.101	221.7	5	1'53.685	24.687	33.634	27.367	27.997	227.3
6	1'54.604 *	25.336	33.518	27.648*	28.102	222.2	6	1'53.144	24.516	33.274	27.329	28.025	226.4
							7	1'56.185	24.590	33.927	29.178	28.490	227.3
							8	1'52.349	24.536	33.522	26.791	27.500	227.8
							9	1'51.662	24.477	33.201	26.462	27.522	226.4
							10	1'47.543 P	24.463	33.011	26.473	23.596	226.8

Fastest Lap: Ayumu SASAKI Sterilgarda Husqvarna JPN **1'43.503** 23.291 30.666 24.132 25.414

These data/results cannot be reproduced, stored and/or transmitted in whole or in part by any manner of electronic, mechanical, photocopying, recording, broadcasting or otherwise now known or herein after developed without the previous express consent by the copyright owner, except for reproduction in daily press and regular printed publications on sale to the public within 60 days of the event related to those data/results and always provided that copyright symbol appears together as follows below.
© DORNA, 2022

Free Practice Nr. 2

Moto3

Lap	Lap Time	T1	T2	T3	T4	Speed	Lap	Lap Time	T1	T2	T3	T4	Speed
11	6'59.538	27.188	35.943	27.324	27.802	188.1							
12	1'46.689 *	24.030	31.662*	24.912	26.085	231.2							
13	1'47.817 *	23.627	31.360	26.439*	26.391	233.2							
14	1'46.202 *	23.81*	31.447	24.791	26.152	230.2							
15	1'53.918 *	27.863	33.300	26.057*	26.698	220.8							
16	1'49.620 P	23.937	33.699	26.263	25.721	221.7							

Fastest Lap: Ayumu SASAKI Sterilqarda Husqvarna JPN **1'43.503** 23.291 30.666 24.132 25.414

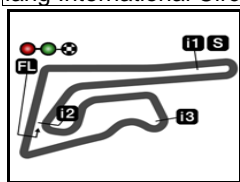
These data/results cannot be reproduced, stored and/or transmitted in whole or in part by any manner of electronic, mechanical, photocopying, recording, broadcasting or otherwise now known or herein after developed without the previous express consent by the copyright owner, except for reproduction in daily press and regular printed publications on sale to the public within 60 days of the event related to those data/results and always provided that copyright symbol appears together as follows below.
© DORNA, 2022

Official MotoGP Timing by **TISSOT**
www.motogp.com

Buriram, Friday, September 30, 2022

Page 6 of 6





4554 m.

OR THAILAND GRAND PRIX

Free Practice Nr. 2

Best Partial Times

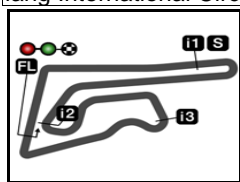
Moto3™

IT Ideal Lap Time, sum of the best partial times

BT Best Lap Time

T1		T2		T3		T4				IT		BT	
Pos	Rider	Time	Rider	Time	Rider	Time	Rider	Time	Pos	Rider	IT	BT	
11	GUEVARA	23.237	T.SUZUKI	30.578	A.SASAKI	24.132	A.SASAKI	25.414	1	A.SASAKI	1'43.503	1'43.503	(1)
2	A.SASAKI	23.291	A.SASAKI	30.666	T.SUZUKI	24.286	T.SUZUKI	25.483	2	T.SUZUKI	1'43.659	1'43.694	(2)
3	T.SUZUKI	23.312	R.ROSSI	30.935	A.MIGNO	24.337	D.HOLGADO	25.514	3	R.ROSSI	1'44.259	1'44.330	(3)
4	R.ROSSI	23.333	D.HOLGADO	30.939	S.OGDEN	24.357	R.ROSSI	25.537	4	J.MASIA	1'44.330	1'44.423	(5)
5	J.MASIA	23.346	I.ORTOLÁ	30.945	D.ÖNCÜ	24.386	I.GUEVARA	25.540	5	A.MIGNO	1'44.387	1'44.784	(12)
6	S.OGDEN	23.404	J.MASIA	30.994	J.MASIA	24.393	D.ÖNCÜ	25.577	6	I.GUEVARA	1'44.391	1'44.570	(7)
7	A.MIGNO	23.406	A.MIGNO	30.998	C.TATAY	24.421	J.MCPHEE	25.595	7	D.ÖNCÜ	1'44.392	1'44.465	(6)
8	I.ORTOLÁ	23.412	D.ÖNCÜ	31.005	I.ORTOLÁ	24.438	J.MASIA	25.597	8	D.HOLGADO	1'44.393	1'44.393	(4)
9	D.ÖNCÜ	23.424	D.FOGGIA	31.022	D.FOGGIA	24.443	S.OGDEN	25.613	9	S.OGDEN	1'44.424	1'44.747	(10)
10	D.FOGGIA	23.429	S.OGDEN	31.050	D.MOREIRA	24.454	K.TOBA	25.640	10	I.ORTOLÁ	1'44.496	1'44.605	(8)
11	D.HOLGADO	23.432	S.GARCIA	31.052	R.ROSSI	24.454	A.MIGNO	25.646	11	D.FOGGIA	1'44.600	1'44.684	(9)
12	X.ARTIGAS	23.437	K.TOBA	31.059	D.HOLGADO	24.508	X.ARTIGAS	25.690	12	D.MOREIRA	1'44.724	1'44.917	(15)
13	D.MOREIRA	23.445	D.MOREIRA	31.074	S.GARCIA	24.521	I.ORTOLÁ	25.701	13	K.TOBA	1'44.761	1'44.761	(11)
14	S.GARCIA	23.451	I.GUEVARA	31.086	I.GUEVARA	24.528	D.FOGGIA	25.706	14	J.MCPHEE	1'44.844	1'45.047	(16)
15	D.MUÑOZ	23.476	J.MCPHEE	31.100	M.AJI	24.528	D.MOREIRA	25.751	15	S.GARCIA	1'44.875	1'44.906	(13)
16	A.CARRASCO	23.511	X.ARTIGAS	31.114	J.MCPHEE	24.532	C.TATAY	25.761	16	X.ARTIGAS	1'44.910	1'44.910	(14)
17	K.TOBA	23.528	J.KELSO	31.170	K.TOBA	24.534	D.MUÑOZ	25.780	17	D.MUÑOZ	1'45.067	1'45.233	(18)
18	J.KELSO	23.543	D.MUÑOZ	31.222	D.MUÑOZ	24.589	V.PEREZ	25.826	18	J.KELSO	1'45.136	1'45.186	(17)
19	R.YAMANAKA	23.561	R.YAMANAKA	31.227	J.KELSO	24.589	J.KELSO	25.834	19	C.TATAY	1'45.236	1'45.261	(19)
20	V.PEREZ	23.564	V.PEREZ	31.321	V.PEREZ	24.594	M.AJI	25.843	20	V.PEREZ	1'45.305	1'45.373	(20)
21	S.NEPA	23.606	M.AJI	31.342	R.YAMANAKA	24.642	S.GARCIA	25.851	21	R.YAMANAKA	1'45.321	1'45.555	(22)
22	J.MCPHEE	23.617	A.FERNANDEZ	31.360	X.ARTIGAS	24.669	J.WHATLEY	25.859	22	M.AJI	1'45.482	1'45.513	(21)
23	A.FERNANDEZ	23.627	S.NEPA	31.362	A.CARRASCO	24.751	R.YAMANAKA	25.891	23	J.WHATLEY	1'45.705	1'46.134	(23)
24	C.TATAY	23.634	J.WHATLEY	31.383	J.WHATLEY	24.785	E.BARTOLINI	26.027	24	A.FERNANDEZ	1'45.863		(-1)

These data/results cannot be reproduced, stored and/or transmitted in whole or in part by any manner of electronic, mechanical, photocopying, recording, broadcasting or otherwise now known or herein after developed without the previous express consent by the copyright owner, except for reproduction in daily press and regular printed publications on sale to the public within 60 days of the event related to those data/results and always provided that copyright symbol appears together as follows below.
© DORNA, 2022



4554 m.

OR THAILAND GRAND PRIX

Free Practice Nr. 2

Best Partial Times

Moto3™

IT Ideal Lap Time, sum of the best partial times

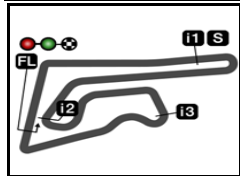
BT Best Lap Time

T1		T2		T3		T4						
<i>Pos</i>	<i>Rider</i>	<i>Time</i>	<i>Rider</i>	<i>Time</i>	<i>Rider</i>	<i>Time</i>	<i>Rider</i>	<i>Time</i>	<i>Pos</i>	<i>Rider</i>	<i>IT</i>	<i>BT</i>
25	J.WHATLEY	23.678	C.TATAY	31.420	A.FERNANDEZ	24.791	A.CARRASCO	26.075	25	S.NEPA	1'45.885	1'46.153 (24)
26	L.FELLON	23.701	T.FURUSATO	31.486	S.NEPA	24.825	A.FERNANDEZ	26.085	26	A.CARRASCO	1'46.226	1'46.243 (25)
27	T.FURUSATO	23.712	L.FELLON	31.586	L.FELLON	24.910	S.NEPA	26.092	27	L.FELLON	1'46.336	1'46.838 (29)
28	E.BARTOLINI	23.730	N.CARRARO	31.634	T.FURUSATO	24.982	L.FELLON	26.139	28	T.FURUSATO	1'46.352	1'46.408 (26)
29	N.CARRARO	23.750	E.BARTOLINI	31.637	N.CARRARO	25.053	T.FURUSATO	26.172	29	E.BARTOLINI	1'46.596	1'46.774 (27)
30	M.AJI	23.769	A.CARRASCO	31.889	E.BARTOLINI	25.202	N.CARRARO	26.359	30	N.CARRARO	1'46.796	1'46.796 (28)

These data/results cannot be reproduced, stored and/or transmitted in whole or in part by any manner of electronic, mechanical, photocopying, recording, broadcasting or otherwise now known or herein after developed without the previous express consent by the copyright owner, except for reproduction in daily press and regular printed publications on sale to the public within 60 days of the event related to those data/results and always provided that copyright symbol appears together as follows below.
© DORNA, 2022

Official MotoGP Timing by 
www.motogp.com






4554 m.

BURIRAM THAILAND GRAND PRIX

Free Practice Nr. 2

Fastest Laps Sequence

Practice Time	 Rider	Nation	Motorcycle	Time	Km/h	Rider's Lap
4'13.533	20 Lorenzo FELLON	FRA	HONDA	2'01.334	135.1	2
4'22.525	24 Tatsuki SUZUKI	JPN	HONDA	1'54.965	142.6	2
8'13.240	24 Tatsuki SUZUKI	JPN	HONDA	1'54.414	143.2	4
10'06.822	24 Tatsuki SUZUKI	JPN	HONDA	1'53.582	144.3	5
12'00.272	24 Tatsuki SUZUKI	JPN	HONDA	1'53.450	144.5	6
13'53.300	24 Tatsuki SUZUKI	JPN	HONDA	1'53.028	145.0	7
15'45.639	24 Tatsuki SUZUKI	JPN	HONDA	1'52.339	145.9	8
21'33.726	71 Ayumu SASAKI	JPN	HUSQVARNA	1'52.331	145.9	8
23'13.830	54 Riccardo ROSSI	ITA	HONDA	1'52.147	146.1	7
23'21.288	11 Sergio GARCIA	SPA	GASGAS	1'51.827	146.6	11
23'21.636	31 Adrian FERNANDEZ	SPA	KTM	1'51.662	146.8	9
23'25.369	71 Ayumu SASAKI	JPN	HUSQVARNA	1'51.643	146.8	9
25'05.343	54 Riccardo ROSSI	ITA	HONDA	1'51.513	147.0	8
28'10.327	24 Tatsuki SUZUKI	JPN	HONDA	1'46.616	153.7	12
29'55.254	24 Tatsuki SUZUKI	JPN	HONDA	1'44.927	156.2	13
34'09.081	10 Diogo MOREIRA	BRA	KTM	1'44.917	156.2	11
37'09.360	54 Riccardo ROSSI	ITA	HONDA	1'44.649	156.6	12
37'30.442	71 Ayumu SASAKI	JPN	HUSQVARNA	1'43.921	157.7	14
37'34.277	24 Tatsuki SUZUKI	JPN	HONDA	1'43.694	158.1	16
41'06.346	71 Ayumu SASAKI	JPN	HUSQVARNA	1'43.503	158.3	16

These data/results cannot be reproduced, stored and/or transmitted in whole or in part by any manner of electronic, mechanical, photocopying, recording, broadcasting or otherwise now known or herein after developed without the previous express consent by the copyright owner, except for reproduction in daily press and regular printed publications on sale to the public within 60 days of the event related to those data/results and always provided that copyright symbol appears together as follows below.

© DORNA, 2022

Official MotoGP Timing by TISSOT
www.motogp.com

Buriram, Friday, September 30, 2022

