

4554 m.

OR THAILAND GRAND PRIX
Free Practice Nr. 3
Classification

10

	Rider	Nation	Team	Motorcycle	Time	Lap Total	Gap	Top Speed
1	89 Jorge MARTIN	SPA	Prima Pramac Racing	DUCATI	1'30.205	16 18		336.4
2	43 Jack MILLER	AUS	Ducati Lenovo Team	DUCATI	1'30.217	18 18	0.012 0.012	335.4
3	20 Fabio QUARTARARO	FRA	Monster Energy Yamaha MotoGP	YAMAHA	1'30.310	18 23	0.105 0.093	334.3
4	33 Brad BINDER	RSA	Red Bull KTM Factory Racing	KTM	1'30.405	21 21	0.200 0.095	333.3
5	42 Alex RINS	SPA	Team SUZUKI ECSTAR	SUZUKI	1'30.444	21 23	0.239 0.039	333.3
6	5 Johann ZARCO	FRA	Prima Pramac Racing	DUCATI	1'30.489	19 21	0.284 0.045	336.4
7	23 Enea BASTIANINI	ITA	Gresini Racing MotoGP	DUCATI	1'30.492	18 19	0.287 0.003	336.4
8	72 Marco BEZZECCHI	ITA	Mooney VR46 Racing Team	DUCATI	1'30.513	16 20	0.308 0.021	335.4
9	10 Luca MARINI	ITA	Mooney VR46 Racing Team	DUCATI	1'30.516	19 22	0.311 0.003	335.4
10	93 Marc MARQUEZ	SPA	Repsol Honda Team	HONDA	1'30.526	20 21	0.321 0.010	334.3
11	88 Miguel OLIVEIRA	POR	Red Bull KTM Factory Racing	KTM	1'30.818	15 20	0.613 0.292	331.2
12	41 Aleix ESPARGARO	SPA	Aprilia Racing	APRILIA	1'30.831	17 18	0.626 0.013	334.3
13	21 Franco MORBIDELLI	ITA	Monster Energy Yamaha MotoGP	YAMAHA	1'30.892	17 18	0.687 0.061	333.3
14	35 Cal CRUTCHLOW	GBR	WithU Yamaha RNF MotoGP Tea	YAMAHA	1'30.906	17 18	0.701 0.014	330.2
15	87 Remy GARDNER	AUS	Tech3 KTM Factory Racing	KTM	1'30.928	18 19	0.723 0.022	330.2
16	49 Fabio DI GIANNANTONIO	ITA	Gresini Racing MotoGP	DUCATI	1'30.941	17 19	0.736 0.013	333.3
17	63 Francesco BAGNAIA	ITA	Ducati Lenovo Team	DUCATI	1'31.144	4 17	0.939 0.203	336.4
18	12 Maverick VIÑALES	SPA	Aprilia Racing	APRILIA	1'31.178	17 19	0.973 0.034	335.4
19	44 Poi ESPARGARO	SPA	Repsol Honda Team	HONDA	1'31.180	18 20	0.975 0.002	331.2
20	73 Alex MARQUEZ	SPA	LCR Honda CASTROL	HONDA	1'31.431	5 21	1.226 0.251	332.3
21	45 Tetsuta NAGASHIMA	JPN	LCR Honda IDEMITSU	HONDA	1'31.643	21 21	1.438 0.212	329.2
22	40 Darryn BINDER	RSA	WithU Yamaha RNF MotoGP Tea	YAMAHA	1'31.686	18 19	1.481 0.043	328.2
23	9 Danilo PETRUCCI	ITA	Team SUZUKI ECSTAR	SUZUKI	1'31.828	18 19	1.623 0.142	328.2
Not classified								
	25 Raul FERNANDEZ	SPA	Tech3 KTM Factory Racing	KTM				

Practice condition: Dry
 Air: 27°
 Humidity: 85%
 Ground: 38°

Fastest Lap:	Lap: 16	Jorge MARTIN	1'30.205	181.7 Km/h
Best Race Lap:	2019	Marc MARQUEZ	1'30.904	180.3 Km/h
All Time Lap Record:	2019	Fabio QUARTARARO	1'29.719	182.7 Km/h

The results are provisional until the end of the limit for protest and appeals.

Time limit for protest expires 30' after publication of the results - Time:

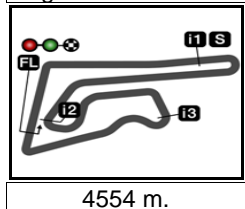
These data/results cannot be reproduced, stored and/or transmitted in whole or in part by any manner of electronic, mechanical, photocopying, recording, broadcasting or otherwise now known or herein after developed without the previous express consent by the copyright owner, except for reproduction in daily press and regular printed publications on sale to the public within 60 days of the event related to those data/results and always provided that copyright symbol appears together as follows below.

© DORNA, 2022

Official MotoGP Timing by **TISSOT**
 www.motogp.com




Buriram, Saturday, October 01, 2022



OR THAILAND GRAND PRIX
Free Practice Nr. 3
Combined Free Practice Times

11

		Rider	Nation	Team	MOTORCYCLE	FP1	FP2	FP3	Gap
1	89	J.MARTIN	SPA	Prima Pramac Racing	DUCATI	1'30.842 18	1'30.471 16	1'30.205 16	
2	43	J.MILLER	AUS	Ducati Lenovo Team	DUCATI	1'30.588 19	1'31.330 19	1'30.217 18	0.012 0.012
3	5	J.ZARCO	FRA	Prima Pramac Racing	DUCATI	1'30.985 21	1'30.281 19	1'30.489 19	0.076 0.064
4	63	F.BAGNAIA	ITA	Ducati Lenovo Team	DUCATI	1'30.746 19	1'30.299 18	1'31.144 4	0.094 0.018
5	20	F.QUARTARARO	FRA	Monster Energy Yamaha MotoGP	YAMAHA	1'30.555 19	1'30.961 21	1'30.310 18	0.105 0.011
6	33	B.BINDER	RSA	Red Bull KTM Factory Racing	KTM	1'31.059 22	1'31.102 18	1'30.405 21	0.200 0.095
7	42	A.RINS	SPA	Team SUZUKI ECSTAR	SUZUKI	1'30.641 21	1'31.088 15	1'30.444 21	0.239 0.039
8	23	E.BASTIANINI	ITA	Gresini Racing MotoGP	DUCATI	1'30.790 19	1'30.963 17	1'30.492 18	0.287 0.048
9	72	M.BEZZECCHI	ITA	Mooney VR46 Racing Team	DUCATI	1'31.230 21	1'30.964 19	1'30.513 16	0.308 0.021
10	10	L.MARINI	ITA	Mooney VR46 Racing Team	DUCATI	1'30.621 21	1'30.594 20	1'30.516 19	0.311 0.003
11	93	M.MARQUEZ	SPA	Repsol Honda Team	HONDA	1'30.523 16	1'30.714 20	1'30.526 20	0.318 0.007
12	88	M.OLIVEIRA	POR	Red Bull KTM Factory Racing	KTM	1'30.756 19	1'30.608 21	1'30.818 15	0.403 0.085
13	21	F.MORBIDELLI	ITA	Monster Energy Yamaha MotoGP	YAMAHA	1'30.765 20	1'31.177 20	1'30.892 17	0.560 0.157
14	41	A.ESPARGARO	SPA	Aprilia Racing	APRILIA	1'31.087 18	1'30.892 17	1'30.831 17	0.626 0.066
15	35	C.CRUTCHLOW	GBR	WithU Yamaha RNF MotoGP Team	YAMAHA	1'30.881 19	1'31.651 12	1'30.906 17	0.676 0.050
16	87	R.GARDNER	AUS	Tech3 KTM Factory Racing	KTM	1'31.325 17	1'31.966 17	1'30.928 18	0.723 0.047
17	49	F.DI GIANNANTO	ITA	Gresini Racing MotoGP	DUCATI	1'31.004 17	1'31.155 12	1'30.941 17	0.736 0.013
18	12	M.VIÑALES	SPA	Aprilia Racing	APRILIA	1'31.160 19	1'30.996 18	1'31.178 17	0.791 0.055
19	44	P.ESPARGARO	SPA	Repsol Honda Team	HONDA	1'31.007 20	1'31.308 20	1'31.180 18	0.802 0.011
20	73	A.MARQUEZ	SPA	LCR Honda CASTROL	HONDA	1'31.655 21	1'31.113 19	1'31.431 5	0.908 0.106
21	40	D.BINDER	RSA	WithU Yamaha RNF MotoGP Team	YAMAHA	1'32.949 13	1'31.367 13	1'31.686 18	1.162 0.254
22	25	R.FERNANDEZ	SPA	Tech3 KTM Factory Racing	KTM	1'31.551 21	1'31.390 17		1.185 0.023
23	45	T.NAGASHIMA	JPN	LCR Honda IDEMITSU	HONDA	1'33.073 20	1'31.927 21	1'31.643 21	1.438 0.253
24	9	D.PETRUCCI	ITA	Team SUZUKI ECSTAR	SUZUKI	1'32.706 17	1'32.890 10	1'31.828 18	1.623 0.185

Pole Position Record:	2019	Fabio QUARTARARO	1'29.719	182.7 Km/h
Best Race Lap:	2019	Marc MARQUEZ	1'30.904	180.3 Km/h
All Time Lap Record:	2019	Fabio QUARTARARO	1'29.719	182.7 Km/h

The results are provisional until the end of the limit for protest and appeals.

Time limit for protest expires 60' after publication of the results - Time:

These data/results cannot be reproduced, stored and/or transmitted in whole or in part by any manner of electronic, mechanical, photocopying, recording, broadcasting or otherwise now known or herein after developed without the previous express consent by the copyright owner, except for reproduction in daily press and regular printed publications on sale to the public within 60 days of the event related to those data/results and always provided that copyright symbol appears together as follows below.

© DORNA, 2022





4554 m.

OR THAILAND GRAND PRIX

Free Practice Nr. 3

Top Speed & Average

12



Rider	Nation	Motorcycle	Top 5 speeds					Average	Top
5 Johann ZARCO	FRA	DUCATI	336.4	335.4	335.4	335.4	334.3	334.8	336.4
23 Enea BASTIANINI	ITA	DUCATI	336.4	336.4	336.4	335.4	335.4	336.0	336.4
63 Francesco BAGNAIA	ITA	DUCATI	336.4	336.4	335.4	335.4	334.3	335.0	336.4
89 Jorge MARTIN	SPA	DUCATI	336.4	336.4	335.4	334.3	333.3	335.2	336.4
10 Luca MARINI	ITA	DUCATI	335.4	334.3	334.3	334.3	334.3	334.5	335.4
12 Maverick VIÑALES	SPA	APRILIA	335.4	334.3	333.3	333.3	332.3	333.1	335.4
43 Jack MILLER	AUS	DUCATI	335.4	335.4	335.4	334.3	334.3	334.9	335.4
72 Marco BEZZECCHI	ITA	DUCATI	335.4	334.3	333.3	332.3	332.3	333.3	335.4
20 Fabio QUARTARARO	FRA	YAMAHA	334.3	333.3	333.3	332.3	332.3	332.9	334.3
41 Aleix ESPARGARO	SPA	APRILIA	334.3	333.3	333.3	332.3	331.2	332.4	334.3
93 Marc MARQUEZ	SPA	HONDA	334.3	333.3	332.3	331.2	331.2	332.0	334.3
21 Franco MORBIDELLI	ITA	YAMAHA	333.3	333.3	332.3	331.2	331.2	332.0	333.3
33 Brad BINDER	RSA	KTM	333.3	333.3	333.3	332.3	332.3	332.6	333.3
42 Alex RINS	SPA	SUZUKI	333.3	333.3	332.3	332.3	331.2	332.0	333.3
49 Fabio DI GIANNANTONIO	ITA	DUCATI	333.3	332.3	332.3	332.3	332.3	332.5	333.3
73 Alex MARQUEZ	SPA	HONDA	332.3	331.2	329.2	329.2	329.2	329.8	332.3
44 Po ESPARGARO	SPA	HONDA	331.2	331.2	330.2	329.2	329.2	329.8	331.2
88 Miguel OLIVEIRA	POR	KTM	331.2	331.2	331.2	331.2	330.2	331.0	331.2
35 Cal CRUTCHLOW	GBR	YAMAHA	330.2	329.2	328.2	328.2	328.2	328.8	330.2
87 Remy GARDNER	AUS	KTM	330.2	330.2	330.2	329.2	329.2	329.7	330.2
45 Tetsuta NAGASHIMA	JPN	HONDA	329.2	329.2	329.2	328.2	328.2	328.8	329.2
9 Danilo PETRUCCI	ITA	SUZUKI	328.2	327.2	327.2	327.2	327.2	327.4	328.2
40 Darryn BINDER	RSA	YAMAHA	328.2	328.2	327.2	327.2	326.2	327.2	328.2

These data/results cannot be reproduced, stored and/or transmitted in whole or in part by any manner of electronic, mechanical, photocopying, recording, broadcasting or otherwise now known or herein after developed without the previous express consent by the copyright owner, except for reproduction in daily press and regular printed publications on sale to the public within 60 days of the event related to those data/results and always provided that copyright symbol appears together as follows below.

© DORNA, 2022

Official MotoGP Timing by TISSOT
www.motogp.com



Buriram, Saturday, October 01, 2022



Results and timing service provided by TISSOT

MotoGP™

SIAM INTERNATIONAL CIRCUIT THAILAND GRAND PRIX

Free Practice Nr. 3

Chronological Analysis of Performances

13

* Lap / Sector time cancelled T1 Time from finish line to 1st intermediate T3 Time from 2nd intermed. to 3rd intermed.
P Crossing the finish line in pit lane T2 Time from 1st intermed. to 2nd intermed. T4 Time from 3rd intermediate to finish line
**Tyre data subject to further updates

Lap	Lap Time	T1	T2	T3	T4	Speed	Lap	Lap Time	T1	T2	T3	T4	Speed
1st	89	Jorge MARTIN		DUCATI		SPA	10	7'46.840	16.894	27.655	24.190	23.893	300.0
		Prima Pramac Racing					11	1'31.408	18.573	26.257	23.198	23.380	335.4
		Runs=2 Total laps=19 Full laps=13					12	1'31.011	18.475	26.110	23.081	23.345	334.3
Run #	1	Front Tyre	Slick-Medium	Rear Tyre	Slick-Soft		13	Lap Time	T1	T2	T3	T4	Speed
		7 Laps at start		7 Laps at start			14	1'31.393	18.506	26.249	23.224	23.414	332.3
1	2'06.541	16.269	28.312	24.227	23.696	270.0	15	1'35.695 P	20.546	29.502	25.151	20.496	229.2
2	1'32.119	18.766	26.604	23.360	23.389	328.2							
3	1'33.054	18.591	27.813	23.302	23.348	333.3							
4	1'31.264 *	18.569	26.399*	23.041	23.255	326.2							
	unfinished	18.480	26.351	25.303		318.5							
Run #	2	Front Tyre	Slick-Medium	Rear Tyre	Slick-Soft		Run #	3	Front Tyre	Slick-Soft	Rear Tyre	Slick-Soft	
		11 Laps at start		11 Laps at start					New Tyre		New Tyre		
5	1'31.925	16.024	27.829	24.367	23.705	284.9	16	10'27.425	15.592	26.912	33.835	40.553	316.7
6	1'31.932	18.721	26.522	23.307	23.382	329.2	17	1'31.447	18.536	26.259	23.324	23.328	322.3
7	1'31.651	18.645	26.344	23.187	23.475	332.3	18	1'30.217	18.377	25.952	22.803	23.085	332.3
8	1'31.574	18.600	26.376	23.193	23.405	331.2							
9	1'31.331	18.563	26.305	23.143	23.320	334.3							
10	1'31.650	18.581	26.354	23.210	23.505	336.4							
11	1'34.894 *	18.636	26.403	24.351*	25.504	331.2							
12	1'31.825	18.621	26.456	23.205	23.543	332.3							
13	1'34.113 P	20.329	27.358	24.513	21.913	229.2							
Run #	3	Front Tyre	Slick-Medium	Rear Tyre	Slick-Soft								
		New Tyre		New Tyre									
14	11'00.751	16.540	27.481	23.791	23.549	306.8							
15	1'31.691	18.501	26.182	23.296	23.712	335.4							
16	1'30.205	18.355	25.917	22.737	23.196	336.4							
17	1'41.590	20.236	34.834	23.303	23.217	254.7							
18	1'32.506 *	18.418	27.831*	23.106	23.151	320.4							
2nd	43	Jack MILLER		DUCATI		AUS							
		Ducati Lenovo Team											
		Runs=3 Total laps=19 Full laps=11											
Run #	1	Front Tyre	Slick-Medium	Rear Tyre	Slick-Soft		Run #	2	Front Tyre	Slick-Medium	Rear Tyre	Slick-Medium	
		5 Laps at start		5 Laps at start					New Tyre		New Tyre		
1	2'14.326	16.132	28.685	24.757	24.030	271.3	16	7'36.972	15.723	27.501	23.671	23.672	318.5
2	1'32.508	18.772	26.680	23.453	23.603	332.3	17	1'30.481	18.486	26.040	22.943	23.012	332.3
3	1'31.495	18.560	26.294	23.230	23.411	335.4	18	1'30.310	18.482	25.932	22.912	22.984	332.3
4	1'31.460	18.510	26.295	23.207	23.448	328.2	19	1'30.050 P	18.431	26.010	22.977	22.632	333.3
5	1'35.813 *	18.529	30.292	23.577	23.415*	333.3							
6	1'31.564 *	18.537	26.337*	23.290	23.400	329.2							
7	1'31.412	18.611	26.289	23.120	23.392	335.4							
8	1'31.511	18.629	26.231	23.168	23.483	334.3							
9	1'33.439 P	20.833*	28.191	24.843	19.572	266.0							
Run #	2	Front Tyre	Slick-Medium	Rear Tyre	Slick-Medium		Run #	3	Front Tyre	Slick-Medium	Rear Tyre	Slick-Soft	
		14 Laps at start		New Tyre					4 Laps at start		New Tyre		
20	4'31.045	16.749	28.229	24.583	24.742	294.2	20	1'30.320 *	18.457	26.013*	22.912	22.938	332.3
21	1'30.320 *	18.457	26.013*	22.912	22.938	332.3	22	1'31.811 *	18.499	26.249*	23.779	23.284	332.3
22	1'31.811 *	18.499	26.249*	23.779	23.284	332.3	23	1'33.437 *	18.450	28.511*	22.986*	23.490	334.3
23	1'33.437 *	18.450	28.511*	22.986*	23.490	334.3							

Fastest Lap: Jorge MARTIN Prima Pramac Racing SPA **1'30.205** 18.355 25.917 22.737 23.196

These data/results cannot be reproduced, stored and/or transmitted in whole or in part by any manner of electronic, mechanical, photocopying, recording, broadcasting or otherwise now known or herein after developed without the previous express consent by the copyright owner, except for reproduction in daily press and regular printed publications on sale to the public within 60 days of the event related to those data/results and always provided that copyright symbol appears together as follows below.
© DORNA, 2022



Free Practice Nr. 3

MotoGP

Lap	Lap Time	T1	T2	T3	T4	Speed	Lap	Lap Time	T1	T2	T3	T4	Speed	
4th	33	Brad BINDER		KTM	RSA		18	1'34.583	P	20.034	27.608	24.775	22.166	305.0
		Red Bull KTM Factory Racing					<i>Run #</i>	<i>3</i>	<i>Front Tyre</i>	<i>Slick-Medium</i>	<i>Rear Tyre</i>	<i>Slick-Soft</i>		
		Runs=2	Total laps=21	Full laps=14					New Tyre		New Tyre			
<i>Run #</i>	<i>1</i>	<i>Front Tyre</i>	<i>Slick-Medium</i>	<i>Rear Tyre</i>	<i>Slick-Soft</i>		19	5'49.514		15.296	27.315	23.818	23.643	301.6
		4 Laps at start		4 Laps at start			20	1'30.678		18.557	26.065	22.934	23.122	329.2
1	2'08.092	19.604	39.900	24.594	24.006	278.3	21	1'30.444	18.449	26.014	22.860	23.121		331.2
2	1'32.890	18.733	26.663	23.583	23.911	320.4	22	1'31.025	18.483	25.921	22.885	23.736		333.3
3	1'31.793	18.651	26.512	23.171	23.459	330.2	23	1'42.830	*	24.631	29.634*	23.878	24.687	264.7
4	1'31.211	18.434	26.411	23.073	23.293	332.3								
5	1'31.735	18.472	26.439	23.328	23.496	332.3	6th	5	Johann ZARCO		DUCATI	FRA		
6	1'31.584	18.565	26.291	23.263	23.465	331.2			Prima Pramac Racing					
7	1'31.974	18.641	26.575	23.136	23.622	328.2			Runs=2	Total laps=21	Full laps=12			
8	1'31.698	18.533	26.490	23.199	23.476	331.2	<i>Run #</i>	<i>1</i>	<i>Front Tyre</i>	<i>Slick-Medium</i>	<i>Rear Tyre</i>	<i>Slick-Soft</i>		
9	1'31.645	18.531	26.420	23.184	23.510	332.3			6 Laps at start		4 Laps at start			
10	1'31.712	18.523	26.567	23.157	23.465	329.2	1	2'30.726		15.964	28.339	24.341	24.014	281.9
11	1'31.661	18.612	26.406	23.245	23.398	332.3	2	1'32.336		18.762	26.761	23.378	23.435	326.2
12	1'37.214	P	19.704	27.758	27.262	311.2	3	1'31.421	*	18.574	26.295	23.249*	23.303	333.3
<i>Run #</i>	<i>2</i>	<i>Front Tyre</i>	<i>Slick-Medium</i>	<i>Rear Tyre</i>	<i>Slick-Soft</i>		4	1'31.261		18.561	26.229	23.158	23.313	333.3
		New Tyre		New Tyre			5	1'31.839	*	18.634	26.349	23.284	23.572*	333.3
13	8'59.963	19.585	27.691	23.873	24.155	289.5	6	1'31.663		18.742	26.267	23.225	23.429	334.3
14	1'30.940	18.583	26.155	22.944	23.258	332.3	7	1'31.324		18.594	26.182	23.146	23.402	335.4
15	1'31.192	18.617	26.141	22.992	23.442	333.3	8	1'31.129		18.553	26.129	23.189	23.258	334.3
16	1'30.871	18.430	26.148	23.049	23.244	332.3	9	1'31.800	P	19.565	26.607	23.132	22.496	292.6
17	1'33.597	P	19.748	27.806	24.421	294.2	<i>Run #</i>	<i>2</i>	<i>Front Tyre</i>	<i>Slick-Medium</i>	<i>Rear Tyre</i>	<i>Slick-Soft</i>		
<i>Run #</i>	<i>3</i>	<i>Front Tyre</i>	<i>Slick-Medium</i>	<i>Rear Tyre</i>	<i>Slick-Soft</i>				15 Laps at start		13 Laps at start			
		5 Laps at start		New Tyre			10	8'29.619		16.794	27.403	23.638	23.491	287.2
18	6'20.219	16.432	30.416	23.735	24.571	293.4	11	1'31.217		18.542	26.210	23.189	23.276	333.3
19	1'31.973	*	18.977*	26.516	23.080	324.3	12	1'31.739		18.580	26.333	23.306	23.520	334.3
20	1'30.744	*	18.364	26.078*	22.999	333.3	13	1'31.532		18.563	26.354	23.196	23.419	334.3
21	1'30.405	18.346	25.966	22.862	23.231	333.3	14	1'35.087	*	18.614	26.300	23.185	26.988*	334.3
							15	1'35.919		20.352	28.071	23.638	23.858	301.6
5th	42	Alex RINS		SUZUKI	SPA		16	1'31.487		18.594	26.261	23.204	23.428	335.4
		Team SUZUKI ECSTAR					17	1'36.856	P	18.553	26.243	24.368	27.692	335.4
		Runs=2	Total laps=23	Full laps=16			<i>Run #</i>	<i>3</i>	<i>Front Tyre</i>	<i>Slick-Medium</i>	<i>Rear Tyre</i>	<i>Slick-Soft</i>		
<i>Run #</i>	<i>1</i>	<i>Front Tyre</i>	<i>Slick-Medium</i>	<i>Rear Tyre</i>	<i>Slick-Soft</i>				New Tyre		New Tyre			
		10 Laps at start		5 Laps at start			18	7'02.770		15.269	27.557	23.661	23.708	313.0
1	2'36.869	16.161	28.167	24.382	24.038	291.8	19	1'30.489	18.487	26.015	22.933	23.054	336.4	
2	1'32.230	18.770	26.651	23.358	23.451	328.2	20	1'34.975		19.321	28.094	23.928	23.632	309.4
3	1'31.652	18.663	26.274	23.350	23.365	330.2	21	1'41.201	*	18.623	32.851*	25.037	24.690	334.3
4	1'31.391	18.604	26.252	23.139	23.396	327.2								
5	1'31.456	*	18.602	26.332	23.108	331.2	7th	23	Enea BASTIANINI		DUCATI	ITA		
6	1'31.541	18.680	26.382	23.131	23.348	330.2			Gresini Racing MotoGP					
7	1'31.400	18.612	26.308	23.116	23.364	332.3			Runs=2	Total laps=19	Full laps=11			
8	1'31.125	18.579	26.195	23.066	23.285	331.2	<i>Run #</i>	<i>1</i>	<i>Front Tyre</i>	<i>Slick-Medium</i>	<i>Rear Tyre</i>	<i>Slick-Medium</i>		
9	1'34.751	P	19.860*	28.612	24.203	312.1			7 Laps at start		New Tyre			
<i>Run #</i>	<i>2</i>	<i>Front Tyre</i>	<i>Slick-Medium</i>	<i>Rear Tyre</i>	<i>Slick-Soft</i>		1	2'15.411		17.227	28.652	24.096	24.176	266.6
		19 Laps at start		14 Laps at start			2	1'32.435		18.674	27.035	23.249	23.477	307.6
10	6'44.938	15.871	27.398	23.947	23.646	312.1	3	1'31.617		18.552	26.541	23.102	23.422	319.5
11	1'31.410	18.653	26.218	23.157	23.382	331.2	4	1'31.267		18.505	26.352	23.077	23.333	330.2
12	1'31.486	18.606	26.294	23.217	23.369	330.2	5	1'36.574	*	18.474	27.497*	26.985*	23.618*	327.2
13	1'31.310	18.535	26.301	23.058	23.416	332.3	6	1'31.163		18.476	26.222	23.056	23.409	333.3
14	1'31.501	18.589	26.314	23.156	23.442	328.2	7	1'31.345		18.446	26.349	23.177	23.373	330.2
15	1'31.518	18.578	26.328	23.211	23.401	330.2	8	1'31.250	P	19.580	27.516	23.487	20.667	276.2
16	1'37.755	18.624	31.563	23.803	23.765	333.3	<i>Run #</i>	<i>2</i>	<i>Front Tyre</i>	<i>Slick-Medium</i>	<i>Rear Tyre</i>	<i>Slick-Medium</i>		
17	1'31.896	18.613	26.538	23.342	23.403	327.2			15 Laps at start		8 Laps at start			
							9	9'41.911		18.822	27.359	23.466	23.697	295.0

Fastest Lap: Jorge MARTIN Prima Pramac Racing SPA **1'30.205** 18.355 25.917 22.737 23.196

These data/results cannot be reproduced, stored and/or transmitted in whole or in part by any manner of electronic, mechanical, photocopying, recording, broadcasting or otherwise now known or herein after developed without the previous express consent by the copyright owner, except for reproduction in daily press and regular printed publications on sale to the public within 60 days of the event related to those data/results and always provided that copyright symbol appears together as follows below.
© DORNA, 2022



Free Practice Nr. 3

MotoGP

Lap	Lap Time	T1	T2	T3	T4	Speed	Lap	Lap Time	T1	T2	T3	T4	Speed
10	1'31.395	18.591	26.322	23.173	23.309	334.3	7	1'31.038	18.528	26.234	22.983	23.293	334.3
11	1'31.519	18.582	26.323	23.188	23.426	332.3	8	1'40.993 P	18.562	31.716	26.221	24.494	334.3
12	1'31.416	18.523	26.340	23.203	23.350	336.4	Run # 2 Front Tyre Slick-Medium Rear Tyre Slick-Medium						
13	1'31.465	18.454	26.276	23.306	23.429	336.4	13 Laps at start 8 Laps at start						
14	1'31.835 P	20.299	28.044	23.439	20.053	254.1	9	8'00.390	16.473	27.918	23.858	23.747	290.3
Run # 3 Front Tyre Slick-Medium Rear Tyre Slick-Soft							10	1'31.987	18.563	26.762	23.290	23.372	333.3
New Tyre New Tyre							11	1'31.135	18.518	26.131	23.169	23.317	335.4
15	9'40.635	16.791	27.420	23.709	31.241	305.0	12	1'31.241	18.518	26.252	23.045	23.426	333.3
16	1'33.979 *	18.552	26.066	22.988	26.373*	332.3	13	1'31.247	18.606	26.154	23.129	23.358	334.3
17	1'30.513	18.339	26.072	22.923	23.179	335.4	14	1'31.471	18.592	26.334	23.152	23.393	333.3
18	1'30.492	18.322	26.102	22.891	23.177	336.4	15	1'31.360	18.518	26.211	23.218	23.413	334.3
19	1'31.816 *	18.361	26.193*	23.754	23.508	335.4	16	1'37.976 P	19.638	28.859	27.181*	22.298	307.6

8th 72 Marco BEZZECCHI DUCATI ITA
Mooney VR46 Racing Team

Runs=3 Total laps=20 Full laps=11

Run #	1	Front Tyre	Slick-Medium	Rear Tyre	Slick-Soft	
5 Laps at start 5 Laps at start						
1	2'15.753	16.367	28.617	24.265	24.105	269.3
2	1'34.568	18.730	28.485	23.845	23.508	313.0
3	1'31.591	18.575	26.444	23.248	23.324	323.3
4	1'32.525	18.605	27.273	23.377	23.270	335.4
5	1'31.495 *	18.565	26.315	23.258	23.357*	331.2
6	1'31.369	18.512	26.243	23.192	23.422	328.2
7	1'29.288 P	18.803	26.369	23.587	20.529	330.2

Run # 2 Front Tyre Slick-Medium Rear Tyre Slick-Soft

12 Laps at start 12 Laps at start

8	6'51.109	19.535	27.221	23.540	23.549	300.0
9	1'32.022	18.657	26.562	23.282	23.521	327.2
10	1'31.778	18.651	26.374	23.309	23.444	332.3
11	1'31.606	18.692	26.232	23.200	23.482	332.3
12	1'31.302	18.511	26.191	23.070	23.530	334.3
13	1'30.801 P	19.312	26.508	24.721	20.260	321.4

Run # 3 Front Tyre Slick-Medium Rear Tyre Slick-Soft

New Tyre New Tyre

14	8'32.981	17.046	27.171	23.526	23.666	311.2
15	1'30.702	18.482	25.971	23.084	23.165	331.2
16	1'30.513	18.454	25.951	22.949	23.159	332.3
17	1'27.875 P	18.641	26.678	23.233	19.323	328.2

Run # 4 Front Tyre Slick-Medium Rear Tyre Slick-Soft

4 Laps at start New Tyre

18	3'07.071	16.849	29.565	28.120	32.515	308.5
19	1'34.835	19.098	28.767	23.442	23.528	331.2
20	1'30.719 *	18.779	26.037*	22.869	23.034	333.3

9th 10 Luca MARINI DUCATI ITA
Mooney VR46 Racing Team

Runs=3 Total laps=22 Full laps=14

Run #	1	Front Tyre	Slick-Medium	Rear Tyre	Slick-Medium	
5 Laps at start New Tyre						
1	1'42.301	15.905	28.817	24.542	23.814	295.0
2	1'32.199	18.703	26.674	23.396	23.426	329.2
3	1'31.521	18.585	26.468	23.180	23.288	332.3
4	1'31.130	18.543	26.157	23.063	23.367	333.3
5	1'31.168	18.548	26.250	23.076	23.294	333.3
6	1'31.078	18.495	26.224	23.039	23.320	333.3

Run # 3 Front Tyre Slick-Medium Rear Tyre Slick-Soft

New Tyre New Tyre

17	6'02.099	16.105	28.150	23.786	23.459	279.0
18	1'30.725	18.469	26.146	23.019	23.091	334.3
19	1'30.516	18.429	26.064	22.929	23.094	333.3
20	1'38.919 P	22.940	32.203	23.722	20.054	173.6

Run # 4 Front Tyre Slick-Medium Rear Tyre Slick-Soft

4 Laps at start New Tyre

21	2'40.367	15.183	26.948	23.586	23.319	309.4
22	1'34.656 *	18.432	28.567*	23.889	23.768	312.1

10th 93 Marc MARQUEZ HONDA SPA
Repsol Honda Team

Runs=2 Total laps=21 Full laps=14

Run #	1	Front Tyre	Slick-Medium	Rear Tyre	Slick-Medium	
5 Laps at start New Tyre						
1	2'22.401	16.620	29.175	24.861	24.470	270.0
2	1'32.605	18.694	26.678	23.691	23.542	330.2
3	1'31.298	18.504	26.197	23.275	23.322	332.3
4	1'31.119	18.520	26.177	23.070	23.352	331.2
5	1'35.374 *	18.462	29.799	23.530	23.583*	334.3
6	1'31.546	18.629	26.312	23.188	23.417	330.2
7	1'31.181	18.565	26.105	23.113	23.398	330.2
8	1'31.320	18.551	26.197	23.217	23.355	331.2
9	1'31.990 P	19.848	27.560	24.086	20.496	276.9

Run # 2 Front Tyre Slick-Medium Rear Tyre Slick-Medium

14 Laps at start 9 Laps at start

10	6'47.060	16.472	28.513	24.322	23.855	284.9
11	1'32.640	18.810	26.525	23.596	23.709	328.2
12	1'31.755	18.714	26.185	23.366	23.490	329.2
13	1'31.580	18.590	26.232	23.308	23.450	331.2
14	1'31.594	18.609	26.317	23.159	23.509	333.3
15	1'31.810	18.606	26.304	23.348	23.552	331.2
16	1'31.492	18.620	26.253	23.179	23.440	330.2
17	1'35.484 P	19.848	29.169	25.967	20.500	301.6

Run # 3 Front Tyre Slick-Medium Rear Tyre Slick-Soft

New Tyre New Tyre

18	8'14.903	15.439	27.234	30.126	47.633	298.3
19	1'32.093	18.631	26.340	23.064	24.058	325.3
20	1'30.526	18.340	25.966	22.800	23.420	331.2
21	1'44.085 *	20.078	30.887	28.045*	25.075	313.0

Fastest Lap: Jorge MARTIN Prima Pramac Racing SPA **1'30.205** 18.355 25.917 22.737 23.196

These data/results cannot be reproduced, stored and/or transmitted in whole or in part by any manner of electronic, mechanical, photocopying, recording, broadcasting or otherwise now known or herein after developed without the previous express consent by the copyright owner, except for reproduction in daily press and regular printed publications on sale to the public within 60 days of the event related to those data/results and always provided that copyright symbol appears together as follows below.
© DORNA, 2022



Free Practice Nr. 3

MotoGP

Lap	Lap Time	T1	T2	T3	T4	Speed	Lap	Lap Time	T1	T2	T3	T4	Speed		
11th	88	Miguel OLIVEIRA					KTM	POR	15	7'49.399	17.192	27.776	23.816	23.605	282.7
		Red Bull KTM Factory Racing							16	1'30.899	18.532	26.160	22.931	23.276	334.3
		Runs=2	Total laps=20	Full laps=11											
Run #	1	Front Tyre	Slick-Medium	Rear Tyre	Slick-Soft										
		5 Laps at start			5 Laps at start										
1	2'19.270	18.450	29.248	24.974	24.185	247.7									
2	1'34.047	18.730	28.061	23.617	23.639	329.2									
3	1'31.855	18.605	26.566	23.165	23.519	317.6									
4	1'31.358	18.547	26.360	23.154	23.297	326.2									
5	1'31.831 *	18.544	26.619	23.179	23.489*	323.3									
6	1'31.326	18.562	26.348	23.022	23.394	330.2									
7	1'31.490	18.537	26.425	23.144	23.384	322.3									
8	1'31.612	18.597	26.381	23.077	23.557	321.4									
9	1'37.865	20.570	29.951	23.362	23.982	234.2									
10	1'31.596	18.514	26.425	23.057	23.600	328.2									
11	1'33.028 P	19.913	29.512	24.278*	19.325	276.2									
Run #	2	Front Tyre	Slick-Medium	Rear Tyre	Slick-Soft										
		New Tyre			New Tyre										
12	9'37.977	17.129	27.935	23.951	23.776	265.3									
13	1'31.329	18.531	26.238	23.174	23.386	331.2									
14	1'33.716	18.478	26.201	24.521	24.516	331.2									
15	1'30.818	18.520	26.164	22.890	23.244	331.2									
16	1'33.117 P	20.026	28.686	24.248	20.157	279.0									
Run #	3	Front Tyre	Slick-Medium	Rear Tyre	Slick-Soft										
		5 Laps at start			New Tyre										
17	6'54.320	18.535	32.223	23.578	23.591	261.5									
18	1'32.050 *	18.824*	27.176	22.925	23.125	305.9									
19	1'41.964 *	18.511	35.006*	25.122	23.325	331.2									
20	1'30.858 *	18.391	26.261*	23.051	23.155	326.2									
12th	41	Aleix ESPARGARO					APRILIA	SPA							
		Aprilia Racing													
		Runs=4	Total laps=18	Full laps=9											
Run #	1	Front Tyre	Slick-Medium	Rear Tyre	Slick-Medium										
		5 Laps at start			New Tyre										
1	2'33.066	16.314	28.659	25.213	24.169	259.6									
2	1'33.935	18.835	27.983	23.494	23.623	331.2									
3	1'31.884	18.742	26.398	23.255	23.489	331.2									
4	1'31.666	18.657	26.313	23.238	23.458	330.2									
5	1'33.739 *	18.709	27.703	23.826	23.501*	331.2									
6	1'31.798	18.782	26.361	23.302	23.353	330.2									
7	1'35.411 P	18.750	31.746	24.353	20.562	330.2									
Run #	2	Front Tyre	Slick-Medium	Rear Tyre	Slick-Medium										
		12 Laps at start			7 Laps at start										
8	8'11.347	16.838	28.296	24.480	23.812	290.3									
9	1'34.762	18.843	27.727	24.097	24.095	329.2									
10	1'28.995 P	18.759	26.762	24.528	18.946	320.4									
Run #	3	Front Tyre	Slick-Medium	Rear Tyre	Slick-Soft										
		15 Laps at start			5 Laps at start										
11	5'44.439	16.564	30.936	24.101	23.820	306.8									
12	1'31.743	18.729	26.441	23.216	23.357	332.3									
13	1'31.695	18.636	26.376	23.252	23.431	333.3									
14	1'31.530 P	19.246	27.848	24.360	20.076	294.2									
Run #	4	Front Tyre	Slick-Medium	Rear Tyre	Slick-Soft										
		New Tyre			New Tyre										
13th	21	Franco MORBIDELLI					YAMAHA	ITA							
		Monster Energy Yamaha MotoGP													
		Runs=2	Total laps=18	Full laps=9											
Run #	1	Front Tyre	Slick-Medium	Rear Tyre	Slick-Soft										
		16 Laps at start			4 Laps at start										
1	1'43.135	16.076	28.364	24.427	23.941	273.4									
2	1'32.453	18.791	26.765	23.406	23.491	325.3									
3	1'32.051 *	18.713	26.503	23.249*	23.586	329.2									
4	1'32.198 *	18.714	26.683*	23.312	23.489	333.3									
5	1'31.976	18.704	26.495	23.195	23.582	330.2									
6	1'31.886	18.774	26.456	23.210	23.446	331.2									
7	1'31.539	18.643	26.368	23.204	23.324	331.2									
8	1'35.597 P	21.388	28.134	24.614	21.461	266.0									
Run #	2	Front Tyre	Slick-Medium	Rear Tyre	Slick-Medium										
		24 Laps at start			16 Laps at start										
9	9'19.813	16.564	27.894	24.107	23.726	288.0									
10	1'32.381 *	18.759	26.747*	23.410	23.465	328.2									
11	1'31.848	18.635	26.460	23.224	23.529	330.2									
12	1'31.924	18.680	26.459	23.344	23.441	331.2									
13	1'30.197 P	18.695	26.581	23.557	21.364	331.2									
Run #	3	Front Tyre	Slick-Medium	Rear Tyre	Slick-Soft										
		4 Laps at start			New Tyre										
14	12'28.907	16.903	28.281	23.683	23.570	300.8									
15	1'31.097	18.616	26.349	22.916	23.216	324.3									
16	1'31.150	18.525	26.336	22.979	23.310	332.3									
17	1'30.892	18.549	26.179	22.994	23.170	333.3									
18	1'56.934 *	29.473	35.834*	25.441	26.186	128.1									
14th	35	Cal CRUTCHLOW					YAMAHA	GBR							
		WithU Yamaha RNF MotoGP Team													
		Runs=3	Total laps=18	Full laps=10											
Run #	1	Front Tyre	Slick-Soft	Rear Tyre	Slick-Medium										
		New Tyre			New Tyre										
1	2'46.022	16.400	30.176	25.395	24.570	244.8									
2	1'35.111	18.953	27.727	24.355	24.076	298.3									
3	1'39.677 P	18.902	37.281	24.719	18.775	322.3									
Run #	2	Front Tyre	Slick-Soft	Rear Tyre	Slick-Medium										
		3 Laps at start			3 Laps at start										
4	6'05.339	16.558	28.724	24.334	23.940	261.5									
5	1'32.969	18.870	26.860	23.709	23.530	325.3									
6	1'32.311	18.807	26.710	23.327	23.467	326.2									
7	1'32.004	18.717	26.497	23.374	23.416	324.3									
8	1'31.963	18.754	26.506	23.241	23.462	328.2									
9	1'31.819	18.695	26.406	23.272	23.446	328.2									
10	1'34.443 P	18.831	31.989	24.322	19.301	324.3									
Run #	3	Front Tyre	Slick-Soft	Rear Tyre	Slick-Medium										
		10 Laps at start			10 Laps at start										
11	8'38.777	16.321	28.431	24.393	23.946	266.0									
12	1'36.609	18.784	30.468	23.580	23.777	329.2									
13	1'31.524	18.679	26.274	23.168	23.403	327.2									
14	1'31.268 P	18.716	29.598	23.846	19.108	326.2									

Fastest Lap: Jorge MARTIN Prima Pramac Racing SPA **1'30.205** 18.355 25.917 22.737 23.196

These data/results cannot be reproduced, stored and/or transmitted in whole or in part by any manner of electronic, mechanical, photocopying, recording, broadcasting or otherwise now known or herein after developed without the previous express consent by the copyright owner, except for reproduction in daily press and regular printed publications on sale to the public within 60 days of the event related to those data/results and always provided that copyright symbol appears together as follows below.
 © DORNA, 2022

Official MotoGP Timing by TISSOT
 www.motogp.com



Buriram, Saturday, October 01, 2022

Free Practice Nr. 3

MotoGP

Lap	Lap Time	T1	T2	T3	T4	Speed	Lap	Lap Time	T1	T2	T3	T4	Speed	
Run # 4	Front Tyre	Slick-Medium	Rear Tyre	Slick-Soft										
		New Tyre		New Tyre										
15	6'06.146	15.175	27.287	24.246	23.642	296.7	14	1'29.973	P	18.673	26.613	23.199	21.488	331.2
16	1'32.097	18.749	26.611	23.439	23.298	327.2	Run # 3	Front Tyre	Slick-Medium	Rear Tyre	Slick-Soft			
17	1'30.906	18.593	26.186	22.925	23.202	328.2			New Tyre		New Tyre			
18	1'34.787	*	18.565	28.441*	24.014	23.767	330.2	15	12'14.060	17.082	29.342	31.578	31.370	280.5

15th 87 Remy GARDNER KTM AUS
Tech3 KTM Factory Racing

Runs=2 Total laps=19 Full laps=13

Run #	1	Front Tyre	Slick-Medium	Rear Tyre	Slick-Medium	Speed	
		4 Laps at start		14 Laps at start			
1	2'01.566	18.670	29.951	25.456	26.411	270.0	
2	1'34.541	19.223	27.348	23.828	24.142	323.3	
3	1'32.880	18.871	26.791	23.566	23.652	311.2	
4	1'41.958	18.807	30.518	23.645	28.988	330.2	
5	1'32.655	18.813	26.699	23.383	23.760	325.3	
6	1'41.384	*	18.863		27.597	327.2	
7	1'32.532	18.901	26.472	23.656	23.503	322.3	
8	1'33.839	P	18.734	27.066*	27.760	20.279	327.2

Run #	2	Front Tyre	Slick-Medium	Rear Tyre	Slick-Medium	Speed	
		12 Laps at start		22 Laps at start			
9	8'41.752	18.509	28.621	24.278	25.245	228.8	
10	1'44.283	19.058	27.030	24.035	34.160	321.4	
11	1'32.453	18.783	26.630	23.409	23.631	329.2	
12	1'32.185	18.792	26.490	23.297	23.606	327.2	
13	1'32.717	18.828	26.697	23.428	23.764	329.2	
14	1'32.625	18.867	26.681	23.375	23.702	329.2	
15	1'34.336	P	20.309	27.864	24.472	21.691	308.5

Run #	3	Front Tyre	Slick-Medium	Rear Tyre	Slick-Soft	Speed
		New Tyre		New Tyre		
16	9'06.787	16.989	31.429	28.267	41.144	279.0
17	1'34.098	18.927	28.467	23.341	23.363	330.2
18	1'30.928	18.583	26.253	22.915	23.177	328.2
19	1'31.063	18.562	26.239	23.003	23.259	330.2

16th 49 Fabio DI GIANNANTONI DUCATI ITA
Gresini Racing MotoGP

Runs=2 Total laps=19 Full laps=11

Run #	1	Front Tyre	Slick-Medium	Rear Tyre	Slick-Medium	Speed	
		8 Laps at start		New Tyre			
1	2'02.129	16.573	28.736	24.173	24.085	270.0	
2	1'32.406	18.836	26.831	23.333	23.406	314.8	
3	1'32.182	*	18.708	26.646*	23.186	23.642	314.8
4	1'31.826	18.664	26.258	23.495	23.409	329.2	
5	1'31.485	18.661	26.412	23.066	23.346	329.2	
6	1'31.675	18.671	26.512	23.087	23.405	325.3	
7	1'29.414	P	18.648	26.459	23.156	21.151	329.2

Run #	2	Front Tyre	Slick-Medium	Rear Tyre	Slick-Medium	Speed	
		15 Laps at start		7 Laps at start			
8	7'31.649	16.774	27.599	23.588	23.605	297.5	
9	1'31.781	18.668	26.420	23.255	23.438	330.2	
10	1'31.686	18.680	26.456	23.259	23.291	332.3	
11	1'31.665	18.631	26.432	23.204	23.398	331.2	
12	1'38.153	*	18.617	27.576*	27.943	24.017	331.2
13	1'31.832	18.683	26.441	23.242	23.466	332.3	

17th 63 Francesco BAGNAIA DUCATI ITA
Ducati Lenovo Team

Runs=2 Total laps=17 Full laps=8

Run #	1	Front Tyre	Slick-Medium	Rear Tyre	Slick-Medium	Speed	
		5 Laps at start		New Tyre			
1	2'15.034	16.252	28.736	24.431	24.216	243.2	
2	1'35.088	18.677	29.112	23.807	23.492	336.4	
3	1'31.570	18.564	26.498	23.283	23.225	332.3	
4	1'31.144	18.409	26.307	23.160	23.268	334.3	
5	1'31.495	18.478	26.449	23.147	23.421	334.3	
6	1'31.405	18.519	26.357	23.182	23.347	333.3	
7	1'40.606	*	23.887	29.311*	24.144	23.264	252.3
8	1'31.248	*	18.453	26.370*	23.108	23.317	321.4
9	1'27.376	P	18.467	26.400	23.115	19.394	334.3

Run #	2	Front Tyre	Slick-Medium	Rear Tyre	Slick-Soft	Speed	
		14 Laps at start		5 Laps at start			
10	8'32.503	16.781	28.380	24.201	23.724	264.0	
11	1'31.786	18.579	26.427	23.469	23.311	334.3	
12	1'31.693	18.619	26.386	23.269	23.419	335.4	
13	1'39.865	P	18.630	26.351	23.421	31.463	334.3

Run #	3	Front Tyre	Slick-Medium	Rear Tyre	Slick-Soft	Speed	
		New Tyre		New Tyre			
14	12'34.677	18.596	30.969	24.246	23.487	268.6	
15	1'31.163	*	18.620*	26.408	23.007	23.128	333.3
16	1'42.214	18.460	36.777	23.368	23.609	335.4	
17	1'30.552	*	18.355	26.106*	22.868	23.223	336.4

18th 12 Maverick VIÑALES APRILIA SPA
Aprilia Racing

Runs=3 Total laps=19 Full laps=9

Run #	1	Front Tyre	Slick-Medium	Rear Tyre	Slick-Soft	Speed	
		15 Laps at start		4 Laps at start			
1	2'33.248	15.987	27.633	25.169	24.040	284.9	
2	1'33.990	18.761	27.987	23.616	23.626	325.3	
3	1'32.114	*	18.749*	26.599*	23.201	23.565	315.7
4	1'34.881	18.650	27.111	25.605	23.515	332.3	
5	1'31.759	*	18.607	26.486	23.170	23.496*	332.3
6	1'30.071	P	18.598	26.398	23.311	21.764	331.2

Run #	2	Front Tyre	Slick-Hard	Rear Tyre	Slick-Soft	Speed	
		3 Laps at start		10 Laps at start			
7	7'03.204	16.371	27.292	23.921	24.085	314.8	
8	1'35.527	*	18.659		23.680	331.2	
9	1'31.813	18.634	26.424	23.243	23.512	332.3	
10	1'34.073	18.621	26.402	24.836	24.214	330.2	
11	1'36.291	*	18.492	26.745*	27.141	23.913	332.3
12	1'31.942	18.527	26.419	23.424	23.572	334.3	
13	1'31.549	18.542	26.343	23.189	23.475	335.4	

Fastest Lap: Jorge MARTIN Prima Pramac Racing SPA **1'30.205** 18.355 25.917 22.737 23.196

These data/results cannot be reproduced, stored and/or transmitted in whole or in part by any manner of electronic, mechanical, photocopying, recording, broadcasting or otherwise now known or herein after developed without the previous express consent by the copyright owner, except for reproduction in daily press and regular printed publications on sale to the public within 60 days of the event related to those data/results and always provided that copyright symbol appears together as follows below.
© DORNA, 2022

Official MotoGP Timing by TISSOT
www.motogp.com



Free Practice Nr. 3

MotoGP

Lap	Lap Time	T1	T2	T3	T4	Speed	Lap	Lap Time	T1	T2	T3	T4	Speed
14	1'33.268	18.551	26.413	23.283	25.021	333.3	11	1'33.894	18.750	27.225	23.976	23.943	329.2
15	1'31.691 P	20.843	26.741	23.231	20.876	315.7	12	1'38.155 *	18.776	26.837*	28.680	23.862	329.2
Run # 3	Front Tyre	Slick-Hard		Rear Tyre	Slick-Soft		13	1'32.207	18.651	26.665	23.233	23.658	329.2
		New Tyre			New Tyre		14	1'34.597	18.603	28.757	23.591	23.646	331.2
16	1'14.780	18.032	27.431	23.565	23.371	291.8	15	1'32.514 *	18.746	26.662*	23.415	23.691	329.2
17	1'31.178	18.663	26.219	23.024	23.272	333.3	16	1'32.178	18.679	26.573	23.270	23.656	329.2
18	1'37.125	22.991	27.120	23.207	23.807	295.0	17	1'32.063 P	19.369	28.294	23.750	20.650	302.5
19	1'29.226 P	18.528	27.092*	23.310	20.296	332.3	Run # 3	Front Tyre	Slick-Medium		Rear Tyre	Slick-Soft	
									New Tyre		New Tyre		

19th 44 **Po ESPARGARO** HONDA SPA
Repsol Honda Team

Runs=3 Total laps=20 Full laps=11

Run #	1	Front Tyre	Slick-Medium	Rear Tyre	Slick-Medium	Speed
		4 Laps at start				New Tyre
1	2'15.195	17.683	28.685	24.748	24.483	258.9
2	1'33.374	18.962	27.292	23.512	23.608	291.8
3	1'31.981	18.647	26.377	23.474	23.483	327.2
4	1'35.021	18.624	28.598	23.942	23.857	329.2
5	1'29.589 P	18.748	28.392	24.429	18.020	322.3
Run # 2	Front Tyre	Slick-Medium		Rear Tyre	Slick-Soft	
		9 Laps at start			4 Laps at start	
6	4'54.607 *	16.444	28.971*	24.332	23.978	274.8
7	1'32.877 *	18.778*	26.640	23.464	23.995	325.3
8	1'31.941	18.613	26.516	23.368	23.444	326.2
9	1'38.237	18.741	31.878	23.666	23.952	329.2
10	1'36.408	18.682	29.936	23.773	24.017	331.2
11	1'33.872 *	18.640	27.132*	24.076	24.024	330.2
12	1'34.856 *	18.596	26.358	24.702*	25.200	328.2
13	1'34.628	18.613	26.351	23.297	26.367	329.2
14	1'40.992	22.616	28.117	26.324	23.935	268.6
15	1'31.890	18.590	26.479	23.305	23.516	329.2
16	1'31.493 P	18.647	28.464	24.401	19.981	316.7

Run #	3	Front Tyre	Slick-Medium	Rear Tyre	Slick-Soft	Speed
		New Tyre		New Tyre		
17	1'53.964	17.762	27.845	23.670	23.465	287.2
18	1'31.180	18.536	26.142	23.055	23.447	329.2
19	1'36.847	18.579	31.339	23.249	23.680	331.2
20	1'29.078 P	18.521	27.139*	23.727	19.691	327.2

20th 73 **Alex MARQUEZ** HONDA SPA
LCR Honda CASTROL

Runs=2 Total laps=21 Full laps=11

Run #	1	Front Tyre	Slick-Medium	Rear Tyre	Slick-Medium	Speed
		5 Laps at start				New Tyre
1	2'00.495	17.176	29.950	25.958	24.369	269.3
2	1'33.704	18.901	27.051	23.726	24.026	321.4
3	1'32.576	18.744	26.638	23.272	23.922	325.3
4	1'32.289	18.627	26.719	23.374	23.569	322.3
5	1'31.431	18.576	26.406	23.113	23.336	327.2
6	1'31.571	18.607	26.497	23.067	23.400	329.2
7	1'31.842	18.641	26.417	23.171	23.613	325.3
8	1'31.675	18.613	26.477	23.069	23.516	329.2
9	1'29.769 P	18.555	26.491	23.619	21.104	328.2
Run # 2	Front Tyre	Slick-Medium		Rear Tyre	Slick-Medium	
		14 Laps at start			9 Laps at start	
10	8'35.350	15.537	28.148	24.451	24.199	283.4

21st 45 **Tetsuta NAGASHIMA** HONDA JPN
LCR Honda IDEMITSU

Runs=3 Total laps=21 Full laps=12

Run #	1	Front Tyre	Slick-Medium	Rear Tyre	Slick-Soft	Speed
		6 Laps at start				6 Laps at start
1	1'56.046	17.052	30.734	24.736	25.709	268.6
2	1'34.377	19.088	27.165	23.976	24.148	324.3
3	1'32.972	18.837	26.789	23.502	23.844	327.2
4	1'36.628	18.911	26.574	27.452	23.691	327.2
5	1'34.498 P	18.899	27.026*			327.2
Run # 2	Front Tyre	Slick-Medium		Rear Tyre	Slick-Soft	
		11 Laps at start			11 Laps at start	
6	5'44.571	17.715	27.623	24.000	24.401	297.5
7	1'33.684	19.036	26.796	23.749	24.103	326.2
8	1'33.170	18.896	26.800	23.718	23.756	327.2
9	1'33.610	19.064	26.748	23.516	24.282	319.5
10	1'33.399	19.070	26.917	23.530	23.882	324.3
11	1'36.985 P	19.085	31.746	24.251	21.903	322.3

Run #	3	Front Tyre	Slick-Medium	Rear Tyre	Slick-Soft	Speed
		New Tyre		New Tyre		
12	7'16.576 *	16.519	28.280*	25.976	28.264	307.6
13	1'32.285	18.910	26.357	23.440	23.578	329.2
14	1'33.755	18.702	27.504	23.684	23.865	328.2
15	1'32.565	18.674	26.490	23.494	23.907	329.2
16	1'32.270	18.708	26.455	23.599	23.508	329.2
17	1'33.988 P	19.547	29.253	24.106*	21.082	304.2

Run #	4	Front Tyre	Slick-Medium	Rear Tyre	Slick-Soft	Speed
		6 Laps at start				New Tyre
18	3'33.513 *	15.463	27.465	24.555*	42.093	315.7
19	1'35.429 *	20.260*			23.448	316.7
20	1'34.484 *	18.939*	26.448*	23.470	25.627	324.3
21	1'31.643	18.622	26.329	23.206	23.486	328.2

22nd 40 **Darryn BINDER** YAMAHA RSA
WithU Yamaha RNF MotoGP Team

Runs=3 Total laps=19 Full laps=10

Run #	1	Front Tyre	Slick-Soft	Rear Tyre	Slick-Medium	Speed
		New Tyre		New Tyre		
1	2'03.428	18.259	29.918	25.466	27.972	249.4
2	1'33.778	19.162	27.186	23.670	23.760	302.5
3	1'32.319	18.789	26.672	23.310	23.548	322.3
4	1'32.239	18.689	26.632	23.411	23.507	324.3

Fastest Lap: Jorge MARTIN Prima Pramac Racing SPA **1'30.205** 18.355 25.917 22.737 23.196

These data/results cannot be reproduced, stored and/or transmitted in whole or in part by any manner of electronic, mechanical, photocopying, recording, broadcasting or otherwise now known or herein after developed without the previous express consent by the copyright owner, except for reproduction in daily press and regular printed publications on sale to the public within 60 days of the event related to those data/results and always provided that copyright symbol appears together as follows below.
© DORNA, 2022



Free Practice Nr. 3

MotoGP

Lap	Lap Time	T1	T2	T3	T4	Speed	Lap	Lap Time	T1	T2	T3	T4	Speed
5	1'32.038	18.725	26.481	23.163	23.669	325.3							
6	1'28.370 P	18.745	26.585	23.512	19.528	327.2							
Run # 2	Front Tyre	Slick-Medium		Rear Tyre		Slick-Soft							
		5 Laps at start		5 Laps at start									
7	8'38.007	19.252	29.086	24.284	24.262	279.7							
8	1'35.560 *	20.245*	27.457	23.948	23.910	321.4							
9	1'32.766	18.878	26.788	23.527	23.573	323.3							
10	1'32.641	18.754	26.721	23.608	23.558	326.2							
11	1'30.772 P	18.853	27.008	23.965	20.946	324.3							
Run # 3	Front Tyre	Slick-Medium		Rear Tyre		Slick-Soft							
		New Tyre		New Tyre									
12	7'06.360	23.572	29.265	24.955	33.134	256.5							
13	1'32.493	18.833	26.654	23.445	23.561	322.3							
14	1'31.939	18.665	26.600	23.297	23.377	328.2							
15	1'30.922 P	18.695	26.960	23.573	21.694	327.2							
Run # 4	Front Tyre	Slick-Medium		Rear Tyre		Slick-Soft							
		4 Laps at start		New Tyre									
16	4'24.150	18.157	28.399	24.531	24.651	285.7							
17	1'31.895	18.901	26.675	22.989	23.330	307.6							
18	1'31.686	18.670	26.407	23.226	23.383	326.2							
19	1'34.672 *	18.612	28.448*	23.507	24.105	328.2							

23rd **9** **Danilo PETRUCCI** SUZUKI ITA
Team SUZUKI ECSTAR

Runs=2 Total laps=19 Full laps=12

Run #	1	Front Tyre	Slick-Soft	Rear Tyre	Slick-Soft	Speed
		New Tyre		5 Laps at start		
1	2'02.550	17.511	28.513	24.189	24.139	274.8
2	1'33.674 *	19.063*	26.706	23.799	24.106	323.3
3	1'33.001	19.014	26.819	23.420	23.748	313.9
4	1'32.939	18.968	26.929	23.418	23.624	320.4
5	1'32.432	18.858	26.635	23.301	23.638	323.3
6	1'32.472	18.928	26.688	23.274	23.582	327.2
7	1'32.744	18.965	26.852	23.272	23.655	319.5
8	1'31.827 P	18.856	26.601	24.188	22.182	327.2
Run # 2	Front Tyre	Slick-Medium		Rear Tyre		Slick-Medium
		5 Laps at start		New Tyre		
9	9'17.056	18.628	27.958	24.557	23.978	305.9
10	1'32.227	18.893	26.503	23.319	23.512	327.2
11	1'32.258	18.784	26.508	23.360	23.606	327.2
12	1'32.229	18.891	26.562	23.210	23.566	328.2
13	1'32.219	18.811	26.579	23.298	23.531	326.2
14	1'42.839 P	22.246	30.115	27.648	22.830	227.8
Run # 3	Front Tyre	Slick-Medium		Rear Tyre		Slick-Soft
		New Tyre		New Tyre		
15	9'48.317	20.048	28.551	24.849	30.769	282.7
16	1'31.917	18.814	26.525	23.235	23.343	327.2
17	1'45.542	21.478	29.113	26.949	28.002	248.2
18	1'31.828	18.832	26.452	23.150	23.394	325.3
19	1'50.726 *	18.889	34.656*	28.226	28.955	293.4

Fastest Lap: Jorge MARTIN Prima Pramac Racing SPA **1'30.205** 18.355 25.917 22.737 23.196

These data/results cannot be reproduced, stored and/or transmitted in whole or in part by any manner of electronic, mechanical, photocopying, recording, broadcasting or otherwise now known or herein after developed without the previous express consent by the copyright owner, except for reproduction in daily press and regular printed publications on sale to the public within 60 days of the event related to those data/results and always provided that copyright symbol appears together as follows below.
© DORNA, 2022

Official MotoGP Timing by **TISSOT**
www.motogp.com

Buriram, Saturday, October 01, 2022

Page 7 of 7





4554 m.

OR THAILAND GRAND PRIX

Free Practice Nr. 3

Best Partial Times

MotoGP™

IT Ideal Lap Time, sum of the best partial times

BT Best Lap Time

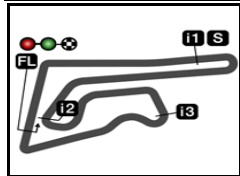
T1		T2		T3		T4				IT		BT	
Pos	Rider	Time	Rider	Time	Rider	Time	Rider	Time	Pos	Rider	IT	BT	
1	E.BASTIANINI	18.322	J.MARTIN	25.917	J.MARTIN	22.737	F.QUARTARARO	22.938	1	J.MARTIN	1'30.160	1'30.205	(1)
2	M.MARQUEZ	18.340	A.RINS	25.921	M.MARQUEZ	22.800	M.BEZZECCHI	23.034	2	F.QUARTARAR	1'30.213	1'30.310	(3)
3	B.BINDER	18.346	F.QUARTARARO	25.932	J.MILLER	22.803	J.ZARCO	23.054	3	J.MILLER	1'30.217	1'30.217	(2)
4	F.BAGNAIA	18.355	M.BEZZECCHI	25.951	A.RINS	22.860	J.MILLER	23.085	4	M.BEZZECCHI	1'30.308	1'30.513	(8)
5	J.MARTIN	18.355	J.MILLER	25.952	B.BINDER	22.862	L.MARINI	23.091	5	A.RINS	1'30.351	1'30.444	(5)
6	J.MILLER	18.377	B.BINDER	25.966	F.BAGNAIA	22.868	F.DI GIANNANTO	23.093	6	B.BINDER	1'30.405	1'30.405	(4)
7	M.OLIVEIRA	18.391	M.MARQUEZ	25.966	M.BEZZECCHI	22.869	A.RINS	23.121	7	M.MARQUEZ	1'30.428	1'30.526	(10)
8	L.MARINI	18.429	J.ZARCO	26.015	M.OLIVEIRA	22.890	M.OLIVEIRA	23.125	8	E.BASTIANINI	1'30.456	1'30.492	(7)
9	F.QUARTARARO	18.431	A.ESPARGARO	26.038	E.BASTIANINI	22.891	F.BAGNAIA	23.128	9	J.ZARCO	1'30.489	1'30.489	(6)
10	A.RINS	18.449	L.MARINI	26.064	F.QUARTARARO	22.912	J.MARTIN	23.151	10	L.MARINI	1'30.513	1'30.516	(9)
11	M.BEZZECCHI	18.454	E.BASTIANINI	26.066	R.GARDNER	22.915	F.MORBIDELLI	23.170	11	M.OLIVEIRA	1'30.570	1'30.818	(11)
12	J.ZARCO	18.487	P.ESPARGARO	26.142	F.MORBIDELLI	22.916	E.BASTIANINI	23.177	12	F.BAGNAIA	1'30.658	1'31.144	(17)
13	M.VIÑALES	18.492	M.OLIVEIRA	26.164	C.CRUTCHLOW	22.925	R.GARDNER	23.177	13	A.ESPARGAR	1'30.692	1'30.831	(12)
14	P.ESPARGARO	18.521	F.MORBIDELLI	26.179	L.MARINI	22.929	A.ESPARGARO	23.191	14	F.MORBIDELLI	1'30.790	1'30.892	(13)
15	F.MORBIDELLI	18.525	C.CRUTCHLOW	26.186	A.ESPARGARO	22.931	C.CRUTCHLOW	23.202	15	F.DI GIANNAN	1'30.813	1'30.941	(16)
16	A.ESPARGARO	18.532	F.DI GIANNANTO	26.195	J.ZARCO	22.933	B.BINDER	23.231	16	C.CRUTCHLO	1'30.878	1'30.906	(14)
17	F.DI GIANNANTO	18.536	M.VIÑALES	26.219	A.MARQUEZ	22.965	M.VIÑALES	23.272	17	R.GARDNER	1'30.893	1'30.928	(15)
18	A.MARQUEZ	18.555	A.MARQUEZ	26.221	D.BINDER	22.989	M.MARQUEZ	23.322	18	M.VIÑALES	1'31.007	1'31.178	(18)
19	R.GARDNER	18.562	R.GARDNER	26.239	F.DI GIANNANTO	22.989	D.BINDER	23.330	19	A.MARQUEZ	1'31.077	1'31.431	(20)
20	C.CRUTCHLOW	18.565	F.BAGNAIA	26.307	M.VIÑALES	23.024	A.MARQUEZ	23.336	20	P.ESPARGAR	1'31.162	1'31.180	(19)
21	D.BINDER	18.612	T.NAGASHIMA	26.329	P.ESPARGARO	23.055	D.PETRUCCI	23.343	21	D.BINDER	1'31.338	1'31.686	(22)
22	T.NAGASHIMA	18.622	D.BINDER	26.407	D.PETRUCCI	23.150	P.ESPARGARO	23.444	22	T.NAGASHIMA	1'31.605	1'31.643	(21)
23	D.PETRUCCI	18.784	D.PETRUCCI	26.452	T.NAGASHIMA	23.206	T.NAGASHIMA	23.448	23	D.PETRUCCI	1'31.729	1'31.828	(23)

These data/results cannot be reproduced, stored and/or transmitted in whole or in part by any manner of electronic, mechanical, photocopying, recording, broadcasting or otherwise now known or herein after developed without the previous express consent by the copyright owner, except for reproduction in daily press and regular printed publications on sale to the public within 60 days of the event related to those data/results and always provided that copyright symbol appears together as follows below.

© DORNA, 2022

Official MotoGP Timing by **TISSOT**
www.motogp.com






4554 m.

BURIRAM THAILAND GRAND PRIX

Free Practice Nr. 3

Fastest Laps Sequence

<i>Practice Time</i>	 <i>Rider</i>	<i>Nation</i>	<i>Motorcycle</i>	<i>Time</i>	<i>Km/h</i>	<i>Rider's Lap</i>
3'14.500	10 Luca MARINI	ITA	DUCATI	1'32.199	177.8	2
3'38.660	89 Jorge MARTIN	SPA	DUCATI	1'32.119	177.9	2
4'46.021	10 Luca MARINI	ITA	DUCATI	1'31.521	179.1	3
5'18.329	43 Jack MILLER	AUS	DUCATI	1'31.495	179.1	3
5'26.304	93 Marc MARQUEZ	SPA	HONDA	1'31.298	179.5	3
6'17.151	10 Luca MARINI	ITA	DUCATI	1'31.130	179.9	4
6'57.423	93 Marc MARQUEZ	SPA	HONDA	1'31.119	179.9	4
9'19.397	10 Luca MARINI	ITA	DUCATI	1'31.078	180.0	6
10'50.435	10 Luca MARINI	ITA	DUCATI	1'31.038	180.0	7
25'22.787	43 Jack MILLER	AUS	DUCATI	1'31.011	180.1	12
26'53.685	43 Jack MILLER	AUS	DUCATI	1'30.898	180.3	13
31'59.118	88 Miguel OLIVEIRA	POR	KTM	1'30.818	180.5	15
33'06.726	20 Fabio QUARTARARO	FRA	YAMAHA	1'30.481	181.1	17
34'37.036	20 Fabio QUARTARARO	FRA	YAMAHA	1'30.310	181.5	18
42'28.336	89 Jorge MARTIN	SPA	DUCATI	1'30.205	181.7	16

These data/results cannot be reproduced, stored and/or transmitted in whole or in part by any manner of electronic, mechanical, photocopying, recording, broadcasting or otherwise now known or herein after developed without the previous express consent by the copyright owner, except for reproduction in daily press and regular printed publications on sale to the public within 60 days of the event related to those data/results and always provided that copyright symbol appears together as follows below.

© DORNA, 2022

Official MotoGP Timing by **TISSOT**
www.motogp.com

Buriram, Saturday, October 01, 2022

