


4554 m.

OR THAILAND GRAND PRIX
Free Practice Nr. 1
Classification

3

	Rider	Nation	Team	Motorcycle	Time	Lap	Total	Gap	Top Speed
1	93 Marc MARQUEZ	SPA	Repsol Honda Team	HONDA	1'30.523	16	18		330.2
2	20 Fabio QUARTARARO	FRA	Monster Energy Yamaha MotoGP	YAMAHA	1'30.555	19	21	0.032 0.032	333.3
3	43 Jack MILLER	AUS	Ducati Lenovo Team	DUCATI	1'30.588	19	19	0.065 0.033	336.4
4	10 Luca MARINI	ITA	Mooney VR46 Racing Team	DUCATI	1'30.621	21	22	0.098 0.033	334.3
5	42 Alex RINS	SPA	Team SUZUKI ECSTAR	SUZUKI	1'30.641	21	22	0.118 0.020	331.2
6	63 Francesco BAGNAIA	ITA	Ducati Lenovo Team	DUCATI	1'30.746	19	19	0.223 0.105	334.3
7	88 Miguel OLIVEIRA	POR	Red Bull KTM Factory Racing	KTM	1'30.756	19	19	0.233 0.010	328.2
8	21 Franco MORBIDELLI	ITA	Monster Energy Yamaha MotoGP	YAMAHA	1'30.765	20	20	0.242 0.009	328.2
9	23 Enea BASTIANINI	ITA	Gresini Racing MotoGP	DUCATI	1'30.790	19	20	0.267 0.025	331.2
10	89 Jorge MARTIN	SPA	Prima Pramac Racing	DUCATI	1'30.842	18	20	0.319 0.052	333.3
11	35 Cal CRUTCHLOW	GBR	WithU Yamaha RNF MotoGP Tea	YAMAHA	1'30.881	19	20	0.358 0.039	329.2
12	5 Johann ZARCO	FRA	Prima Pramac Racing	DUCATI	1'30.985	21	21	0.462 0.104	337.5
13	49 Fabio DI GIANNANTONIO	ITA	Gresini Racing MotoGP	DUCATI	1'31.004	17	18	0.481 0.019	333.3
14	44 Poi ESPARGARO	SPA	Repsol Honda Team	HONDA	1'31.007	20	20	0.484 0.003	330.2
15	33 Brad BINDER	RSA	Red Bull KTM Factory Racing	KTM	1'31.059	22	24	0.536 0.052	329.2
16	41 Aleix ESPARGARO	SPA	Aprilia Racing	APRILIA	1'31.087	18	19	0.564 0.028	329.2
17	12 Maverick VIÑALES	SPA	Aprilia Racing	APRILIA	1'31.160	19	19	0.637 0.073	332.3
18	72 Marco BEZZECCHI	ITA	Mooney VR46 Racing Team	DUCATI	1'31.230	21	21	0.707 0.070	334.3
19	87 Remy GARDNER	AUS	Tech3 KTM Factory Racing	KTM	1'31.325	17	19	0.802 0.095	329.2
20	25 Raul FERNANDEZ	SPA	Tech3 KTM Factory Racing	KTM	1'31.551	21	21	1.028 0.226	327.2
21	73 Alex MARQUEZ	SPA	LCR Honda CASTROL	HONDA	1'31.655	21	21	1.132 0.104	331.2
22	9 Danilo PETRUCCI	ITA	Team SUZUKI ECSTAR	SUZUKI	1'32.706	17	19	2.183 1.051	327.2
23	40 Darryn BINDER	RSA	WithU Yamaha RNF MotoGP Tea	YAMAHA	1'32.949	13	19	2.426 0.243	323.3
24	45 Tetsuta NAGASHIMA	JPN	LCR Honda IDEMITSU	HONDA	1'33.073	20	22	2.550 0.124	330.2

Practice condition: Dry

Air: 28°

Humidity: 71%

Ground: 29°

Fastest Lap:	Lap: 16	Marc MARQUEZ	1'30.523	181.1 Km/h
Best Race Lap:	2019	Marc MARQUEZ	1'30.904	180.3 Km/h
All Time Lap Record:	2019	Fabio QUARTARARO	1'29.719	182.7 Km/h

The results are provisional until the end of the limit for protest and appeals.

Time limit for protest expires 30' after publication of the results - Time:

These data/results cannot be reproduced, stored and/or transmitted in whole or in part by any manner of electronic, mechanical, photocopying, recording, broadcasting or otherwise now known or herein after developed without the previous express consent by the copyright owner, except for reproduction in daily press and regular printed publications on sale to the public within 60 days of the event related to those data/results and always provided that copyright symbol appears together as follows below.

© DORNA, 2022

Official MotoGP Timing by TISSOT
 www.motogp.com



Buriram, Friday, September 30, 2022



4554 m.

OR THAILAND GRAND PRIX

Free Practice Nr. 1

Top Speed & Average

4



Rider	Nation	Motorcycle	Top 5 speeds					Average	Top
5 Johann ZARCO	FRA	DUCATI	337.5	335.4	333.3	333.3	332.3	334.4	337.5
43 Jack MILLER	AUS	DUCATI	336.4	335.4	333.3	331.2	331.2	333.5	336.4
10 Luca MARINI	ITA	DUCATI	334.3	331.2	331.2	329.2	329.2	331.0	334.3
63 Francesco BAGNAIA	ITA	DUCATI	334.3	333.3	332.3	332.3	332.3	332.9	334.3
72 Marco BEZZECCHI	ITA	DUCATI	334.3	332.3	332.3	331.2	329.2	331.1	334.3
20 Fabio QUARTARARO	FRA	YAMAHA	333.3	333.3	331.2	329.2	329.2	330.5	333.3
49 Fabio DI GIANNANTONIO	ITA	DUCATI	333.3	332.3	330.2	329.2	328.2	330.2	333.3
89 Jorge MARTIN	SPA	DUCATI	333.3	332.3	332.3	327.2	322.3	329.5	333.3
12 Maverick VIÑALES	SPA	APRILIA	332.3	331.2	331.2	330.2	330.2	330.9	332.3
23 Enea BASTIANINI	ITA	DUCATI	331.2	329.2	327.2	327.2	322.3	327.4	331.2
42 Alex RINS	SPA	SUZUKI	331.2	331.2	330.2	330.2	329.2	330.2	331.2
73 Alex MARQUEZ	SPA	HONDA	331.2	331.2	331.2	329.2	327.2	330.0	331.2
44 Poi ESPARGARO	SPA	HONDA	330.2	326.2	326.2	325.3	324.3	326.4	330.2
45 Tetsuta NAGASHIMA	JPN	HONDA	330.2	329.2	328.2	328.2	326.2	328.0	330.2
93 Marc MARQUEZ	SPA	HONDA	330.2	330.2	330.2	330.2	329.2	330.0	330.2
33 Brad BINDER	RSA	KTM	329.2	328.2	328.2	328.2	328.2	328.4	329.2
35 Cal CRUTCHLOW	GBR	YAMAHA	329.2	328.2	324.3	322.3	321.4	324.5	329.2
41 Aleix ESPARGARO	SPA	APRILIA	329.2	329.2	329.2	327.2	326.2	327.9	329.2
87 Remy GARDNER	AUS	KTM	329.2	327.2	326.2	325.3	325.3	326.3	329.2
21 Franco MORBIDELLI	ITA	YAMAHA	328.2	328.2	326.2	325.3	325.3	326.4	328.2
88 Miguel OLIVEIRA	POR	KTM	328.2	328.2	328.2	327.2	326.2	327.6	328.2
9 Danilo PETRUCCI	ITA	SUZUKI	327.2	325.3	324.3	321.4	321.4	323.9	327.2
25 Raul FERNANDEZ	SPA	KTM	327.2	327.2	326.2	325.3	324.3	325.4	327.2
40 Darryn BINDER	RSA	YAMAHA	323.3	320.4	320.4	319.5	317.6	320.2	323.3

These data/results cannot be reproduced, stored and/or transmitted in whole or in part by any manner of electronic, mechanical, photocopying, recording, broadcasting or otherwise now known or herein after developed without the previous express consent by the copyright owner, except for reproduction in daily press and regular printed publications on sale to the public within 60 days of the event related to those data/results and always provided that copyright symbol appears together as follows below.

© DORNA, 2022

Official MotoGP Timing by TISSOT
www.motogp.com



Buriram, Friday, September 30, 2022



SIAM INTERNATIONAL CIRCUIT
THAILAND GRAND PRIX
Free Practice Nr. 1
Chronological Analysis of Performances

5

* Lap / Sector time cancelled T1 Time from finish line to 1st intermediate T3 Time from 2nd intermed. to 3rd intermed.
P Crossing the finish line in pit lane T2 Time from 1st intermed. to 2nd intermed. T4 Time from 3rd intermediate to finish line
**Tyre data subject to further updates

Lap	Lap Time	T1	T2	T3	T4	Speed	Lap	Lap Time	T1	T2	T3	T4	Speed	
1st	93	Marc MARQUEZ				HONDA	SPA	11	1'31.581	18.634	26.529	23.120	23.298	327.2
		Repsol Honda Team						12	1'31.702 *	18.663	26.415	23.196	23.428*	329.2
		Runs=2 Total laps=18 Full laps=9						13	1'35.065 *	18.815	26.623*	25.743	23.884	327.2
Run #	1	Front Tyre	Slick-Soft	Rear Tyre	Slick-Medium									
		New Tyre		New Tyre										
1	2'24.164	17.735	30.178	26.055	25.307	230.2								
2	1'35.993	19.290	28.075	24.224	24.404	267.9								
3	2'30.844 *	18.675	1'22.554	25.108*	24.507	314.8								
4	1'34.846 *	18.862	27.115	24.530*	24.339	292.6								
5	1'32.482	18.651	26.709	23.585	23.537	317.6								
6	1'37.239	18.659	30.894	23.572	24.114	327.2								
7	1'31.889	18.603	26.554	23.212	23.520	326.2								
8	1'31.090 P	18.519	26.401	24.053	22.117	326.2								
Run #	2	Front Tyre	Slick-Soft	Rear Tyre	Slick-Medium									
		8 Laps at start		8 Laps at start										
9	10'01.290	16.575	28.248	24.292	24.271	283.4								
10	1'35.460	18.658	29.108	23.741	23.953	330.2								
11	1'34.458 *	18.653	26.656*	25.362	23.787	328.2								
12	1'31.831	18.630	26.369	23.310	23.522	327.2								
13	1'34.376 *	18.570	26.664*	25.326	23.816	330.2								
14	1'30.661 P	18.601	26.513	24.240*	21.307	329.2								
Run #	3	Front Tyre	Slick-Medium	Rear Tyre	Slick-Soft									
		New Tyre		New Tyre										
15	8'21.540	17.042	28.546	24.427	23.872	270.0								
16	1'30.523	18.421	26.085	22.964	23.053	330.2								
17	1'38.160	21.115	28.167	25.396	23.482	288.0								
18	1'30.990	18.500	26.201	22.985	23.304	330.2								
		20 Fabio QUARTARARO				YAMAHA	FRA							
		Monster Energy Yamaha MotoGP												
		Runs=2 Total laps=21 Full laps=9												
Run #	1	Front Tyre	Slick-Soft	Rear Tyre	Slick-Medium									
		New Tyre		New Tyre										
1	2'51.452	16.206	29.417	25.260	24.562	275.5								
2	1'33.908	18.994	27.263	23.868	23.783	312.1								
3	1'32.809 *	18.901	26.975*	23.428	23.505	321.4								
4	1'32.322 *	18.684	26.907*	23.330	23.401	327.2								
5	1'31.971 *	18.699	26.642	23.227	23.403*	329.2								
6	1'31.834	18.679	26.512	23.173	23.470	329.2								
7	1'37.727 *	20.308*	30.249	23.652	23.518	297.5								
8	1'29.498 P	18.698	26.611	23.289	20.900	328.2								
Run #	2	Front Tyre	Slick-Soft	Rear Tyre	Slick-Medium									
		8 Laps at start		8 Laps at start										
9	6'41.781 *	16.060	28.338*	24.091	23.776	300.8								
10	1'31.746	18.725	26.535	23.241	23.245	329.2								
		43 Jack MILLER				DUCATI	AUS							
		Ducati Lenovo Team												
		Runs=2 Total laps=19 Full laps=14												
Run #	1	Front Tyre	Slick-Soft	Rear Tyre	Slick-Medium									
		New Tyre		New Tyre										
1	2'24.508	17.819	29.647	25.981	25.269	240.5								
2	1'35.035	18.987	27.870	24.206	23.972	285.7								
3	1'33.296	18.695	26.943	23.788	23.870	327.2								
4	1'32.481	18.667	26.665	23.553	23.596	325.3								
5	1'32.184	18.568	26.458	23.667	23.491	333.3								
6	1'32.191	18.550	26.607	23.440	23.594	335.4								
7	1'31.839	18.615	26.359	23.301	23.564	331.2								
8	1'44.809	20.715	29.691	30.073	24.330	215.5								
9	1'31.593	18.573	26.559	23.167	23.294	322.3								
10	1'31.669	18.568	26.422	23.205	23.474	328.2								
11	1'35.489 P	21.180*	28.915	24.658	20.736	259.6								
Run #	2	Front Tyre	Slick-Soft	Rear Tyre	Slick-Medium									
		11 Laps at start		11 Laps at start										
12	10'13.444	17.631	29.900	24.098	23.720	295.8								
13	1'32.336	18.667	26.535	23.484	23.650	329.2								
14	1'32.183	18.571	26.707	23.300	23.605	328.2								
15	1'31.838	18.607	26.475	23.203	23.553	331.2								
16	1'35.224 P	19.508	28.537	26.813	20.366	275.5								
Run #	3	Front Tyre	Slick-Soft	Rear Tyre	Slick-Soft									
		New Tyre		New Tyre										
17	7'21.926	18.443	27.236	23.752	23.375	300.0								
18	1'38.208	18.561	28.546	27.535	23.566	336.4								
19	1'30.588	18.408	26.158	22.904	23.118	325.3								

Fastest Lap: Marc MARQUEZ Repsol Honda Team SPA **1'30.523** 18.421 26.085 22.964 23.053

These data/results cannot be reproduced, stored and/or transmitted in whole or in part by any manner of electronic, mechanical, photocopying, recording, broadcasting or otherwise now known or herein after developed without the previous express consent by the copyright owner, except for reproduction in daily press and regular printed publications on sale to the public within 60 days of the event related to those data/results and always provided that copyright symbol appears together as follows below.
© DORNA, 2022



Free Practice Nr. 1

MotoGP

Lap	Lap Time	T1	T2	T3	T4	Speed	Lap	Lap Time	T1	T2	T3	T4	Speed		
4th	10	Luca MARINI				DUCATI	ITA	15	1'31.789	18.649	26.342	23.352	23.446	329.2	
		Mooney VR46 Racing Team						16	1'31.608	18.570	26.464	23.074	23.500	325.3	
		Runs=3		Total laps=22		Full laps=12		17	1'36.411	P	21.856*	27.737	25.503	21.315	302.5
Run #	1	Front Tyre	Slick-Soft	Rear Tyre	Slick-Medium		Run #	3	Front Tyre	Slick-Medium	Rear Tyre	Slick-Soft			
		New Tyre		New Tyre					New Tyre		New Tyre				
1	2'53.948	16.490	29.891	25.675	25.012	231.7	18	6'47.876	16.336	27.911	24.101	23.944	293.4		
2	1'35.075	19.086	27.779	23.995	24.215	291.8	19	1'32.187	18.661	26.605	23.391	23.530	325.3		
3	1'33.451	*	18.796	27.188*	23.667	314.8	20	1'30.809	18.518	26.136	22.918	23.237	329.2		
4	1'32.316	18.741	26.655	23.360	23.560	328.2	21	1'30.641	18.422	26.065	22.951	23.203	330.2		
5	1'32.098	*	18.615	26.517	23.464	326.2	22	1'41.441	23.131	29.411	24.252	24.647	288.7		
6	1'32.229	18.667	26.557	23.497	23.508	328.2									
7	1'33.536	18.662	26.806	24.387	23.681	324.3									
8	1'28.269	P	18.584	26.405	23.158	321.4									
Run #	2	Front Tyre	Slick-Soft	Rear Tyre	Slick-Medium		Run #	1	Front Tyre	Slick-Soft	Rear Tyre	Slick-Medium			
		8 Laps at start		8 Laps at start					New Tyre		New Tyre				
9	7'14.430	17.604	29.204	24.215	23.967	248.2	1	2'30.429	17.484	30.515	25.926	25.534	226.8		
10	1'32.543	18.675	26.824	23.389	23.655	324.3	2	1'35.078	19.266	27.587	24.223	24.002	290.3		
11	1'32.045	18.640	26.636	23.228	23.541	331.2	3	1'33.062	18.763	27.004	23.667	23.628	300.8		
12	1'36.114	18.668	26.494			327.2	4	1'33.085	*	18.782	26.688	24.008*	23.607	313.9	
13	1'31.852	P	18.801	28.365	24.132	295.0	5	1'32.394	*	18.665	26.650	23.551	23.528*	308.5	
Run #	3	Front Tyre	Slick-Soft	Rear Tyre	Slick-Medium		Run #	6	Front Tyre	Slick-Soft	Rear Tyre	Slick-Medium			
		13 Laps at start		13 Laps at start					New Tyre		New Tyre				
14	5'37.283	16.529	28.796	23.890	23.799	280.5	6	1'35.519	18.622	29.508	23.613	23.776	328.2		
15	1'32.186	18.737	26.583	23.349	23.517	327.2	7	1'31.864	18.604	26.488	23.330	23.442	323.3		
16	1'31.662	18.635	26.454	23.178	23.395	329.2	8	1'32.078	18.662	26.335	23.156	23.925	328.2		
17	1'31.916	18.655	26.567	23.200	23.494	325.3	9	1'31.527	18.632	26.440	23.197	23.258	332.3		
18	1'27.624	P	18.662	26.548	23.343	329.2	10	1'31.695	18.616	26.364	23.205	23.510	333.3		
Run #	4	Front Tyre	Slick-Medium	Rear Tyre	Slick-Soft		Run #	11	Front Tyre	Slick-Soft	Rear Tyre	Slick-Medium			
		New Tyre		New Tyre					11 Laps at start		11 Laps at start				
19	2'28.183	15.730	31.134	23.883	23.646	267.3	12	11'58.578	16.701	28.077	24.104	23.737	262.7		
20	1'30.988	18.533	26.257	23.059	23.139	331.2	13	1'32.196	18.698	26.647	23.426	23.425	332.3		
21	1'30.621	18.448	26.061	22.903	23.209	334.3	14	1'31.591	18.594	26.389	23.274	23.334	332.3		
22	2'12.025	*	27.313	37.337		162.8	15	1'29.052	P	18.562	26.402	24.031	20.057	330.2	
5th	42	Alex RINS				SUZUKI	SPA								
		Team SUZUKI ECSTAR													
		Runs=2		Total laps=22		Full laps=16									
Run #	1	Front Tyre	Slick-Soft	Rear Tyre	Slick-Medium		Run #	3	Front Tyre	Slick-Medium	Rear Tyre	Slick-Soft			
		New Tyre		New Tyre					New Tyre		New Tyre				
1	2'14.937	16.290	29.180	25.312	24.485	260.8	16	6'44.299	19.008	32.025	24.456	23.808	254.1		
2	1'34.753	*	19.402	27.557	24.081*	297.5	17	1'31.017	18.452	26.397	23.143	23.025	331.2		
3	1'32.544	18.807	26.816	23.401	23.520	309.4	18	1'35.838	*	18.503	27.912*	25.705	23.718	328.2	
4	1'32.301	18.922	26.666	23.266	23.447	318.5	19	1'30.746	18.488	26.167	22.976	23.115	334.3		
5	1'33.011	18.553	27.186	23.572	23.700	324.3									
6	1'31.671	18.642	26.391	23.207	23.431	319.5									
7	1'31.812	18.632	26.419	23.222	23.539	327.2									
8	1'31.786	18.768	26.299	23.208	23.511	331.2									
9	1'31.389	P	19.654	26.992	23.581	303.3									
Run #	2	Front Tyre	Slick-Soft	Rear Tyre	Slick-Medium		Run #	2	Front Tyre	Slick-Soft	Rear Tyre	Slick-Medium			
		9 Laps at start		9 Laps at start					4 Laps at start		4 Laps at start				
10	7'23.046	15.890	27.366	23.719	23.737	298.3	5	1'34.978	17.415	28.692	24.416	24.455	244.3		
11	1'34.932	18.905	28.495	23.722	23.810	331.2	6	1'33.122	18.864	26.861	23.553	23.844	316.7		
12	1'32.251	18.781	26.655	23.333	23.482	324.3	7	1'32.164	18.589	26.682	23.282	23.611	321.4		
13	1'31.685	18.730	26.359	23.140	23.456	326.2	8	1'35.579	18.814	28.770	23.875	24.120	327.2		
14	1'32.117	18.618	26.399	23.344	23.756	330.2									
7th	88	Miguel OLIVEIRA				KTM	POR								
		Red Bull KTM Factory Racing													
		Runs=2		Total laps=20		Full laps=17									
Run #	1	Front Tyre	Slick-Soft	Rear Tyre	Slick-Medium		Run #	1	Front Tyre	Slick-Soft	Rear Tyre	Slick-Medium			
		New Tyre		New Tyre					New Tyre		New Tyre				
1	2'19.639	17.882	29.990	25.593	24.743	227.8	1	2'19.639	17.882	29.990	25.593	24.743	227.8		
2	1'34.723	19.186	27.476	24.092	23.969	291.1	2	1'34.723	19.186	27.476	24.092	23.969	291.1		
3	1'33.231	18.957	26.988	23.696	23.590	295.0	3	1'33.231	18.957	26.988	23.696	23.590	295.0		
4	1'32.219	18.754	26.719	23.295	23.451	320.4	4	1'32.219	18.754	26.719	23.295	23.451	320.4		
	unfinished	18.626	26.686	23.209		313.0									
Run #	2	Front Tyre	Slick-Soft	Rear Tyre	Slick-Medium		Run #	2	Front Tyre	Slick-Soft	Rear Tyre	Slick-Medium			
		4 Laps at start		4 Laps at start					4 Laps at start		4 Laps at start				
5	1'34.978	17.415	28.692	24.416	24.455	244.3	5	1'34.978	17.415	28.692	24.416	24.455	244.3		
6	1'33.122	18.864	26.861	23.553	23.844	316.7	6	1'33.122	18.864	26.861	23.553	23.844	316.7		
7	1'32.164	18.589	26.682	23.282	23.611	321.4	7	1'32.164	18.589	26.682	23.282	23.611	321.4		
8	1'35.579	18.814	28.770	23.875	24.120	327.2	8	1'35.579	18.814	28.770	23.875	24.120	327.2		

Fastest Lap: Marc MARQUEZ Repsol Honda Team SPA **1'30.523** 18.421 26.085 22.964 23.053

These data/results cannot be reproduced, stored and/or transmitted in whole or in part by any manner of electronic, mechanical, photocopying, recording, broadcasting or otherwise now known or herein after developed without the previous express consent by the copyright owner, except for reproduction in daily press and regular printed publications on sale to the public within 60 days of the event related to those data/results and always provided that copyright symbol appears together as follows below.
© DORNA, 2022

Official MotoGP Timing by TISSOT
www.motogp.com

Buriram, Friday, September 30, 2022

Page 2 of 7



Free Practice Nr. 1

MotoGP

Lap	Lap Time	T1	T2	T3	T4	Speed	Lap	Lap Time	T1	T2	T3	T4	Speed
9	1'32.688	18.749	26.611	23.678	23.650	321.4	8	1'32.424	18.592	26.766	23.333	23.733	312.1
10	1'32.280	18.687	26.710	23.244	23.639	322.3	9	1'32.121	18.568	26.668	23.297	23.588	317.6
11	1'32.125	18.638	26.686	23.227	23.574	322.3	10	1'33.394 *	18.585	27.540*	23.598	23.671	300.8
12	1'32.094	18.615	26.636	23.269	23.574	326.2	11	1'32.373	18.618	26.609	23.398	23.748	318.5
13	1'40.656	21.772	30.435	24.163	24.286	264.7	12	1'31.297 P	18.862	27.530	23.581	21.324	301.6
14	1'29.593 P	19.060	26.769	23.817	19.947	328.2	Run # 2 Front Tyre Slick-Soft Rear Tyre Slick-Medium 12 Laps at start 12 Laps at start						
Run # 3 Front Tyre Slick-Medium Rear Tyre Slick-Soft New Tyre New Tyre						13 11'16.991 16.789 27.515 23.753 23.787 308.5							
15	8'29.990	16.956	28.519	25.012	28.022	263.4	14	1'32.229	18.643	26.634	23.360	23.592	327.2
16	1'32.685	18.675	26.958	23.340	23.712	316.7	15	1'32.101	18.563	26.570	23.272	23.696	327.2
17	1'31.233	18.571	26.300	23.120	23.242	328.2	16	1'31.901	18.541	26.548	23.231	23.581	322.3
18	1'39.560	19.758	30.127	26.267	23.408	305.0	17	1'29.118 P	18.707	27.102	24.086	19.223	321.4
19	1'30.756	18.393	26.146	22.955	23.262	328.2	Run # 3 Front Tyre Slick-Medium Rear Tyre Slick-Soft New Tyre New Tyre						

8th 21 Franco MORBIDELLI YAMAHA ITA
Monster Energy Yamaha MotoGP

Runs=2 Total laps=20 Full laps=11

Run #	1	Front Tyre	Slick-Medium	Rear Tyre	Slick-Medium	Speed
New Tyre New Tyre						
1	2'51.960	16.991	29.477	25.076	24.535	253.5
2	1'34.105 *	19.027	27.257	23.924*	23.897	288.0
3	1'32.547 *	18.813	26.894*	23.329	23.511	299.1
4	1'32.238	18.564	26.800	23.323	23.551	309.4
5	1'31.977 *	18.693	26.563	23.247	23.474*	309.4
6	1'31.742	18.697	26.484	23.140	23.421	313.0
7	1'35.464	18.761	29.382	23.647	23.674	324.3
8	1'32.176 P	18.824	26.575	24.692*	22.085	325.3
Run # 2 Front Tyre Slick-Medium Rear Tyre Slick-Medium 8 Laps at start 8 Laps at start						
9	7'39.336	16.139	27.854	23.924	24.105	295.0
10	1'32.701 *	18.787	27.045*	23.448	23.421	322.3
11	1'31.934	18.679	26.541	23.230	23.484	328.2
12	1'31.973	18.660	26.629	23.145	23.539	325.3
13	1'31.876	18.615	26.503	23.261	23.497	326.2
14	1'32.708	18.687	26.962	23.472	23.587	298.3
15	1'32.127	18.679	26.667	23.232	23.549	316.7
16	1'41.001 P	21.270	33.479	25.321	20.931	228.8
Run # 3 Front Tyre Slick-Medium Rear Tyre Slick-Soft New Tyre New Tyre						
17	8'17.099	15.840	27.558	23.795	23.791	280.5
18	1'31.185	18.572	26.387	23.072	23.154	328.2
19	1'37.098	18.671	26.481	28.004	23.942	325.3
20	1'30.765	18.488	26.230	22.834	23.213	321.4

9th 23 Enea BASTIANINI DUCATI ITA
Gresini Racing MotoGP

Runs=2 Total laps=20 Full laps=13

Run #	1	Front Tyre	Slick-Soft	Rear Tyre	Slick-Medium	Speed
New Tyre New Tyre						
1	2'24.092	18.541	30.265	26.062	25.747	227.8
2	1'36.465	19.298	28.524	24.342	24.301	264.7
3	1'33.778	18.819	27.301	23.715	23.943	295.0
4	1'33.210	18.841	27.112	23.583	23.674	286.4
5	1'33.022	18.734	26.938	23.543	23.807	291.1
6	1'39.626 *	18.599	28.596*	26.343*	26.088	309.4
7	1'32.540	18.622	26.834	23.447	23.637	300.8

10th 89 Jorge MARTIN DUCATI SPA
Prima Pramac Racing

Runs=2 Total laps=20 Full laps=13

Run #	1	Front Tyre	Slick-Soft	Rear Tyre	Slick-Medium	Speed
New Tyre New Tyre						
1	2'09.905	16.161	29.234	24.906	24.679	246.0
2	1'34.859	18.904	27.912	23.838	24.205	281.2
3	1'33.523	18.759	26.874	23.992	23.898	304.2
4	1'32.785	18.745	26.793	23.451	23.796	318.5
5	1'32.555	18.624	26.777	23.453	23.701	307.6
6	1'33.121	18.641	27.143	23.815	23.522	317.6
7	1'31.745	18.548	26.361	23.227	23.609	314.8
8	1'32.247	18.635	26.614	23.364	23.634	316.7
9	1'32.934 P	20.366	28.554	23.575	20.439	226.4
Run # 2 Front Tyre Slick-Soft Rear Tyre Slick-Medium 9 Laps at start 9 Laps at start						
10	10'33.105	16.068	27.765	23.726	23.853	275.5
11	1'37.062 *	18.635			24.031*	312.1
12	1'32.470	18.841	26.784	23.248	23.597	315.7
13	1'35.714	18.590	29.759	23.821	23.544	327.2
14	1'32.544 *	18.615	26.913*	23.327	23.689	322.3
15	1'30.767 P	18.742	28.749	23.912	19.364	301.6
Run # 3 Front Tyre Slick-Medium Rear Tyre Slick-Soft New Tyre New Tyre						
16	6'59.949	16.317	27.850	23.969	23.851	293.4
17	1'31.012	18.425	26.257	22.966	23.364	333.3
18	1'30.842	18.424	26.200	22.907	23.311	332.3
19	1'36.546	19.252	28.544	25.158	23.592	305.0
20	1'30.950	18.501	26.241	22.915	23.293	332.3

11th 35 Cal CRUTCHLOW YAMAHA GBR
WithU Yamaha RNF MotoGP Team

Runs=2 Total laps=20 Full laps=13

Run #	1	Front Tyre	Slick-Soft	Rear Tyre	Slick-Medium	Speed
New Tyre New Tyre						
1	2'25.383	18.438	30.516	26.690	27.602	225.9
2	1'35.553	19.395	27.893	24.212	24.053	272.7
3	1'33.502	18.979	27.255	23.490	23.778	290.3

Fastest Lap: Marc MARQUEZ Repsol Honda Team SPA **1'30.523** 18.421 26.085 22.964 23.053

These data/results cannot be reproduced, stored and/or transmitted in whole or in part by any manner of electronic, mechanical, photocopying, recording, broadcasting or otherwise now known or herein after developed without the previous express consent by the copyright owner, except for reproduction in daily press and regular printed publications on sale to the public within 60 days of the event related to those data/results and always provided that copyright symbol appears together as follows below.
© DORNA, 2022

Official MotoGP Timing by TISSOT
www.motogp.com

Buriram, Friday, September 30, 2022

Page 3 of 7



Free Practice Nr. 1

MotoGP

Lap	Lap Time	T1	T2	T3	T4	Speed
4	1'35.833	18.907	27.101	24.642	25.183	280.5
5	1'32.538 *	18.807	26.892	23.290	23.549*	297.5
6	1'32.657	18.732	26.850	23.574	23.501	303.3
7	1'41.151 *	24.551*	29.319	23.765	23.516	203.3
8	1'32.259	18.774	26.776	23.222	23.487	307.6
9	1'31.834	18.793	26.487	23.211	23.343	321.4
10	1'32.006	18.743	26.570	23.211	23.482	324.3
11	1'34.448 P	20.758*	29.473	24.025	20.192	255.9
Run #	2	Front Tyre	Slick-Soft	Rear Tyre	Slick-Medium	
		11 Laps at start		11 Laps at start		
12	9'26.734	18.280	29.836	30.960	24.057	251.1
13	1'35.768	18.836	26.970	25.889	24.073	316.7
14	1'32.063	18.738	26.688	23.293	23.344	321.4
15	1'32.078	18.718	26.685	23.247	23.428	322.3
16	1'31.754 P	21.218	27.694	24.239	18.603	274.8
Run #	3	Front Tyre	Slick-Medium	Rear Tyre	Slick-Soft	
		New Tyre		New Tyre		
17	6'52.157	15.082	28.166	24.014	23.760	295.0
18	1'31.132	18.636	26.283	23.061	23.152	328.2
19	1'30.881	18.565	26.185	22.991	23.140	329.2
20	1'32.972	18.598	26.505	23.323	24.546	319.5

12th	5	Johann ZARCO	DUCATI	FRA		
		Prima Pramac Racing				
		Runs=3	Total laps=21	Full laps=14		
Run #	1	Front Tyre	Slick-Soft	Rear Tyre	Slick-Medium	
		New Tyre		New Tyre		
1	2'12.315	16.043	30.037	25.068	24.727	243.2
2	1'34.367	19.067	27.840	23.686	23.774	301.6
3	1'32.533	18.716	26.808	23.410	23.599	321.4
4	1'32.196	18.675	26.930	23.137	23.454	319.5
5	1'32.337	18.698	26.774	23.459	23.406	313.9
6	1'32.409	18.594	26.673	23.657	23.485	316.7
7	1'35.916	18.650	30.419	23.355	23.492	333.3
8	1'31.542	18.618	26.377	23.267	23.280	327.2
9	1'25.830 P	18.767	26.885	23.567	16.611	321.4
Run #	2	Front Tyre	Slick-Soft	Rear Tyre	Slick-Medium	
		9 Laps at start		9 Laps at start		
10	7'26.303	17.064	28.213	24.885	26.155	272.0
11	1'32.094	18.721	26.609	23.303	23.461	322.3
12	1'31.504	18.656	26.438	23.134	23.276	325.3
13	1'31.869	18.706	26.429	23.253	23.481	326.2
14	1'32.032	18.714	26.493	23.218	23.607	332.3
15	1'39.756 P	21.404	30.035	24.368	23.949	313.0
Run #	3	Front Tyre	Slick-Medium	Rear Tyre	Slick-Medium	
		New Tyre		15 Laps at start		
16	6'25.295	15.949	28.287	24.359	23.918	300.0
17	1'27.669 P	18.695	26.751	23.429	18.794	329.2
Run #	4	Front Tyre	Slick-Medium	Rear Tyre	Slick-Soft	
		2 Laps at start		New Tyre		
18	3'11.330	15.364	27.525	23.725	23.595	307.6
19	1'31.083	18.530	26.276	23.118	23.159	333.3
20	1'31.160	18.588	26.187	23.090	23.295	335.4
21	1'30.985	18.439	26.261	22.969	23.316	337.5

13th	49	Fabio DI GIANNANTONI	DUCATI	ITA		
		Gresini Racing MotoGP				
		Runs=2	Total laps=18	Full laps=13		
Run #	1	Front Tyre	Slick-Soft	Rear Tyre	Slick-Medium	
		New Tyre		New Tyre		
1	2'17.402	16.891	29.705	25.229	25.030	226.8
2	1'34.339	18.978	27.403	23.925	24.033	291.1
3	1'32.829	18.709	26.773	23.589	23.758	313.0
4	1'33.149	18.724	27.217	23.458	23.750	295.8
5	1'32.692	18.692	26.874	23.609	23.517	308.5
6	1'32.313	18.549	26.518	23.392	23.854	328.2
7	1'32.333	18.552	26.727	23.371	23.683	322.3
8	1'31.986	18.668	26.542	23.280	23.496	320.4
9	1'36.916 P	18.624	28.945*	26.287	23.060	328.2
Run #	2	Front Tyre	Slick-Soft	Rear Tyre	Slick-Medium	
		9 Laps at start		9 Laps at start		
10	15'09.650	18.700	29.846	23.957	24.175	276.9
11	1'32.456	18.699	26.853	23.419	23.485	324.3
12	1'32.816	18.642	26.638	23.811	23.725	321.4
13	1'29.538 P	18.645	26.724	23.291	20.878	325.3
Run #	3	Front Tyre	Slick-Medium	Rear Tyre	Slick-Soft	
		New Tyre		New Tyre		
14	5'13.148	16.728	28.595	24.260	23.938	275.5
15	1'31.357	18.589	26.399	23.175	23.194	330.2
16	1'31.257	18.550	26.266	23.071	23.370	332.3
17	1'31.004	18.434	26.242	23.091	23.237	333.3
18	1'31.703	18.528	26.450	23.176	23.549	329.2

14th	44	Poi ESPARGARO	HONDA	SPA		
		Repsol Honda Team				
		Runs=2	Total laps=20	Full laps=14		
Run #	1	Front Tyre	Slick-Soft	Rear Tyre	Slick-Medium	
		New Tyre		New Tyre		
1	2'15.523	16.897	28.963	25.394	24.206	245.4
2	1'35.071	19.329	27.642	24.282	23.818	285.7
3	1'32.801	18.638	26.862	23.675	23.626	314.8
4	1'32.591	18.699	26.736	23.619	23.537	313.9
5	1'32.762	18.704	26.657	23.745	23.656	314.8
6	1'32.467	18.787	26.752	23.402	23.526	314.8
7	1'36.518	18.758	29.565	23.944	24.251	330.2
8	1'34.797	18.827	27.037	24.649	24.284	305.9
9	1'32.510	18.762	26.723	23.519	23.506	318.5
10	1'32.100 P	20.038	27.952	24.381	19.729	274.1
Run #	2	Front Tyre	Slick-Soft	Rear Tyre	Slick-Medium	
		10 Laps at start		10 Laps at start		
11	8'03.188	17.181	30.663	25.572	24.205	278.3
12	1'35.606	18.917	29.044	23.788	23.857	321.4
13	1'33.388 *	18.747	26.628	23.617	24.396*	322.3
14	1'33.032	19.280	26.833	23.367	23.552	298.3
15	1'32.248	18.692	26.597	23.425	23.534	326.2
16	1'32.322 P	18.717	26.816	25.989	20.800	325.3
Run #	3	Front Tyre	Slick-Medium	Rear Tyre	Slick-Soft	
		New Tyre		New Tyre		
17	9'22.320	15.966	27.826	23.636	23.574	268.6
18	1'31.340	18.681	26.210	23.116	23.333	326.2

Fastest Lap: Marc MARQUEZ Repsol Honda Team SPA **1'30.523** 18.421 26.085 22.964 23.053

These data/results cannot be reproduced, stored and/or transmitted in whole or in part by any manner of electronic, mechanical, photocopying, recording, broadcasting or otherwise now known or herein after developed without the previous express consent by the copyright owner, except for reproduction in daily press and regular printed publications on sale to the public within 60 days of the event related to those data/results and always provided that copyright symbol appears together as follows below.
© DORNA, 2022

Official MotoGP Timing by TISSOT
www.motogp.com



Buriram, Friday, September 30, 2022

Free Practice Nr. 1

MotoGP

Lap	Lap Time	T1	T2	T3	T4	Speed	Lap	Lap Time	T1	T2	T3	T4	Speed
19	1'34.409	18.567	26.244	23.112	26.486	321.4	15	1'36.375 P	18.816	32.482	25.041	20.036	318.5
20	1'31.007	18.580	26.267	22.929	23.231	324.3	Run # 3 Front Tyre Slick-Medium Rear Tyre Slick-Soft						
							6 Laps at start New Tyre						
15th 33 Brad BINDER KTM RSA Red Bull KTM Factory Racing													
Runs=1 Total laps=24 Full laps=17													
Run #	1	Front Tyre	Slick-Soft	Rear Tyre	Slick-Medium		Run #	1	Front Tyre	Slick-Medium	Rear Tyre	Slick-Medium	
		New Tyre		New Tyre					New Tyre		New Tyre		
1	2'23.790	18.605	30.693	26.285	25.679	219.5	16	7'14.551	15.446	27.021	23.789	23.230	311.2
2	1'38.893	19.423	27.936	26.924	24.610	260.2	17	1'31.139	18.481	26.338	23.003	23.317	329.2
3	1'33.665	18.836	27.111	23.841	23.877	279.7	18	1'31.087	18.465	26.224	23.164	23.234	329.2
4	1'33.234	18.742	27.210	23.640	23.642	291.8	19	1'43.799	18.675	33.202	25.340	26.582	329.2
5	1'33.079 *	18.719	27.016	23.520	23.824*	300.0	17th 12 Maverick VIÑALES APRILIA SPA Aprilia Racing						
6	1'37.995 *	18.676	26.800			313.9	Runs=3 Total laps=19 Full laps=11						
7	1'32.483	18.660	26.743	23.221	23.859	300.0	Run #	1	Front Tyre	Slick-Medium	Rear Tyre	Slick-Medium	
8	1'42.923 *	24.949*	29.550	24.558	23.866	291.8			New Tyre		New Tyre		
9	1'32.838	18.762	26.879	23.569	23.628	320.4	1	2'03.331	16.893	29.965	25.215	24.861	252.3
10	1'32.689	18.658	26.855	23.397	23.779	326.2	2	1'34.471	18.879	27.520	23.995	24.077	305.0
11	1'36.831 *	18.684	26.472	27.498*	24.177	328.2	3	1'33.745	18.825	27.324	23.781	23.815	314.8
12	1'32.760	18.712	26.842	23.378	23.828	326.2	4	1'32.659	18.678	26.861	23.520	23.600	316.7
13	1'32.246	18.545	26.756	23.311	23.634	324.3	5	1'32.098	18.515	26.630	23.300	23.653	325.3
14	1'32.272	18.578	26.709	23.361	23.624	324.3	6	1'32.606	18.649	26.963	23.425	23.569	330.2
15	1'32.453	18.643	26.796	23.299	23.715	318.5	7	1'30.027 P	18.606	26.694	23.258	21.469	312.1
16	1'31.955	18.606	26.704	23.173	23.472	324.3	Run #	2	Front Tyre	Slick-Medium	Rear Tyre	Slick-Medium	
17	1'32.221	18.597	26.681	23.333	23.610	326.2			7 Laps at start		7 Laps at start		
18	1'34.843 P	21.067	27.063	23.995	22.718	301.6	8	7'19.993 *	16.087	27.656*	24.025	23.730	294.2
		New Tyre		New Tyre			9	1'32.738	18.634	27.067	23.505	23.532	324.3
19	9'37.208	19.180	28.496	24.985	24.016	271.3	10	1'34.023	20.085	26.779	23.525	23.634	318.5
20	1'32.388	18.682	26.712	23.422	23.572	323.3	11	1'28.588 P	18.628	26.507	23.526	19.927	330.2
21	1'31.360	18.403	26.447	23.123	23.387	329.2	Run #	3	Front Tyre	Slick-Medium	Rear Tyre	Slick-Medium	
22	1'31.059	18.420	26.296	22.970	23.373	328.2			11 Laps at start		11 Laps at start		
23	1'31.100	18.466	26.235	23.028	23.371	328.2	12	7'51.925 *	15.943	27.043	24.034*	24.106	303.3
24	1'31.267	18.452	26.498	22.980	23.337	328.2	13	1'31.905	18.570	26.466	23.300	23.569	332.3
16th 41 Aleix ESPARGARO APRILIA SPA Aprilia Racing													
Runs=2 Total laps=19 Full laps=13													
Run #	1	Front Tyre	Slick-Soft	Rear Tyre	Slick-Medium		Run #	1	Front Tyre	Slick-Soft	Rear Tyre	Slick-Medium	
		New Tyre		New Tyre					New Tyre		New Tyre		
1	2'37.428	16.582	29.972	25.838	24.948	236.8	14	1'32.392	18.698	26.720	23.204	23.770	320.4
2	1'35.975	19.302	28.026	24.539	24.108	289.5	15	1'28.594 P	18.570	26.455	23.396	20.173	331.2
3	1'34.206	18.925	27.252	24.111	23.918	312.1	Run #	4	Front Tyre	Slick-Medium	Rear Tyre	Slick-Soft	
4	1'35.230	19.072	27.983	24.366	23.809	316.7			New Tyre		New Tyre		
5	1'33.272 *	18.776	27.045	23.819	23.632*	315.7	16	5'49.015	16.294	29.504	23.638	23.574	295.0
6	1'32.934	18.868	26.781	23.730	23.555	323.3	17	1'31.440	18.495	26.377	23.211	23.357	330.2
7	1'32.163	18.688	26.693	23.384	23.398	327.2	18	1'33.541 *	18.339	26.662*	24.932	23.608	331.2
8	1'35.749	18.767	27.040	25.811	24.131	319.5	19	1'31.160	18.437	26.341	23.042	23.340	329.2
9	1'33.043 P	18.705	26.621	23.554	24.163	326.2	18th 72 Marco BEZZECCHI DUCATI ITA Mooney VR46 Racing Team						
		New Tyre		9 Laps at start			Runs=2 Total laps=21 Full laps=14						
10	11'45.164	16.575	28.832	24.528	23.797	268.6	Run #	1	Front Tyre	Slick-Soft	Rear Tyre	Slick-Medium	
11	1'34.339	18.890	27.191	24.638	23.620	325.3			New Tyre		New Tyre		
12	1'32.655	18.737	26.732	23.736	23.450	322.3	1	2'30.350	19.475	30.767	25.973	25.964	233.7
13	1'32.097	18.681	26.672	23.372	23.372	325.3	2	1'35.907	19.367	28.089	24.124	24.327	265.3
14	1'31.933	18.677	26.658	23.228	23.370	326.2	3	1'33.828	18.824	27.422	23.607	23.975	287.2
							4	1'32.858	18.607	26.866	23.530	23.855	298.3
							5	1'32.613 *	18.718	26.811	23.359	23.725*	298.3
							6	1'32.183 *	18.575	26.566	23.596*	23.446	314.8
							7	1'32.174	18.618	26.471	23.491	23.594	315.7
							8	1'29.478 P	18.616	26.670	23.517	20.675	331.2
							Run #	2	Front Tyre	Slick-Soft	Rear Tyre	Slick-Medium	
									8 Laps at start		8 Laps at start		
							9	5'53.640	17.146	28.846	24.061	24.192	288.7
							10	1'33.236	18.791	26.778	23.585	24.082	329.2

Fastest Lap: Marc MARQUEZ Repsol Honda Team SPA **1'30.523** 18.421 26.085 22.964 23.053

These data/results cannot be reproduced, stored and/or transmitted in whole or in part by any manner of electronic, mechanical, photocopying, recording, broadcasting or otherwise now known or herein after developed without the previous express consent by the copyright owner, except for reproduction in daily press and regular printed publications on sale to the public within 60 days of the event related to those data/results and always provided that copyright symbol appears together as follows below.
© DORNA, 2022



Free Practice Nr. 1

MotoGP

Lap	Lap Time	T1	T2	T3	T4	Speed	Lap	Lap Time	T1	T2	T3	T4	Speed
11	1'32.310	18.655	26.532	23.397	23.726	328.2	7	1'32.539	18.967	26.588	23.346	23.638	324.3
12	1'32.096	18.611	26.566	23.247	23.672	329.2	8	1'32.573	18.745	26.824	23.345	23.659	315.7
13	1'32.854	18.736	27.062	23.402	23.654	325.3	9	1'31.157 P	18.840	26.671	23.381	22.265	324.3
14	1'32.228	18.703	26.589	23.387	23.549	329.2	<i>Run # 3 Front Tyre Slick-Soft Rear Tyre Slick-Medium</i>						
15	1'32.619	18.820	26.661	23.557	23.581	328.2	<i>9 Laps at start 9 Laps at start</i>						
16	1'30.208 P	18.849	28.968	23.747	18.644	312.1	10	7'18.114	16.686	31.796	24.613	24.151	284.9
<i>Run # 3 Front Tyre Slick-Medium Rear Tyre Slick-Soft</i>							11	1'32.731	18.935	26.820	23.399	23.577	324.3
<i>New Tyre New Tyre</i>							12	1'38.170	18.846			23.977	326.2
17	8'47.437	18.216	28.568	26.056	24.103	281.9	13	1'32.561	18.765	26.723	23.315	23.758	323.3
18	1'31.849	18.663	26.421	23.370	23.395	326.2	14	1'32.379	18.953	26.632	23.290	23.504	325.3
19	1'31.286	18.486	26.183	23.403	23.214	332.3	15	1'32.299	18.807	26.563	23.302	23.627	324.3
20	1'39.957	18.540	32.335	25.465	23.617	334.3	16	1'34.174 P	19.982	28.410	24.443	21.339	274.1
21	1'31.230	18.640	26.430	22.936	23.224	332.3	<i>Run # 4 Front Tyre Slick-Medium Rear Tyre Slick-Soft</i>						
<i>New Tyre New Tyre</i>							17	6'05.825	16.312	29.835	25.405	25.740	250.0

19th 87 Remy GARDNER KTM AUS
Tech3 KTM Factory Racing

Runs=2 Total laps=19 Full laps=12

Run #	1	Front Tyre	Slick-Soft	Rear Tyre	Slick-Medium	
<i>New Tyre New Tyre</i>						
1	2'05.479	18.121	30.862	26.257	25.903	226.8
2	1'36.033	19.340	28.005	24.334	24.354	277.6
3	1'38.368 *	19.124	27.446	25.727*	26.071	292.6
4	1'33.243	18.884	27.002	23.551	23.806	297.5
5	1'33.013	18.923	26.894	23.538	23.658	311.2
6	1'44.324 *	18.846	27.114*	32.332	26.032	322.3
7	1'32.421	18.799	26.654	23.405	23.563	317.6
8	1'29.609 P	18.822	26.562	23.862	20.363	325.3
<i>Run # 2 Front Tyre Slick-Soft Rear Tyre Slick-Medium</i>						
<i>8 Laps at start 8 Laps at start</i>						
9	7'43.508	22.484	29.434	25.147	25.380	241.6
10	1'32.992	18.949	26.828	23.546	23.669	315.7
11	1'32.420	18.895	26.717	23.265	23.543	325.3
12	1'41.292	18.942			25.506	324.3
13	1'32.290	18.917	26.548	23.298	23.527	324.3
14	1'34.344 P	18.907	29.870	24.515	21.052	325.3
<i>Run # 3 Front Tyre Slick-Soft Rear Tyre Slick-Soft</i>						
<i>New Tyre New Tyre</i>						
15	10'47.544	26.930	28.202	24.361	23.703	264.7
16	1'31.522	18.650	26.432	23.243	23.197	327.2
17	1'31.325	18.608	26.395	23.019	23.303	329.2
18	1'39.604	18.676	29.309	26.204	25.415	325.3
19	1'32.228	18.814	26.574	23.330	23.510	326.2

20th 25 Raul FERNANDEZ KTM SPA
Tech3 KTM Factory Racing

Runs=3 Total laps=21 Full laps=13

Run #	1	Front Tyre	Slick-Soft	Rear Tyre	Slick-Medium	
<i>New Tyre New Tyre</i>						
1	2'08.092 P	17.355	31.055	26.794	22.023	227.3
<i>Run # 2 Front Tyre Slick-Soft Rear Tyre Slick-Medium</i>						
<i>1 Laps at start 1 Laps at start</i>						
2	3'55.459 *	17.194	33.452*	25.670	24.976	245.4
3	1'35.882	19.321	28.088	24.073	24.400	268.6
4	1'34.262 *	19.026	27.370	23.869	23.997*	309.4
5	1'33.269	18.844	27.095	23.525	23.805	316.7
6	1'32.952	18.837	26.949	23.400	23.766	313.9

21st 73 Alex MARQUEZ HONDA SPA
LCR Honda CASTROL

Runs=2 Total laps=21 Full laps=14

Run #	1	Front Tyre	Slick-Soft	Rear Tyre	Slick-Medium	
<i>New Tyre New Tyre</i>						
1	2'01.741	17.326	30.605	26.474	26.101	222.6
2	1'36.192	19.165	27.826	24.293	24.908	303.3
3	1'34.644 *	18.956	27.408	24.219*	24.061	317.6
4	1'32.968	18.764	26.861	23.547	23.796	316.7
5	1'32.793	18.673	26.682	23.730	23.708	321.4
6	1'32.726	18.686	26.830	23.489	23.721	326.2
7	1'32.443	18.690	26.612	23.311	23.830	324.3
8	1'34.426	18.627	27.352	24.196	24.251	331.2
9	1'32.575	18.646	26.714	23.467	23.748	329.2
10	1'31.254 P	18.844	27.298	23.994	21.118	299.1
<i>Run # 2 Front Tyre Slick-Soft Rear Tyre Slick-Medium</i>						
<i>10 Laps at start 10 Laps at start</i>						
11	8'48.680	16.006	28.629	24.520	24.696	267.3
12	1'33.512	18.777	27.134	23.656	23.945	324.3
13	1'34.544	18.724	27.739	23.944	24.137	331.2
14	1'33.144	18.792	26.977	23.512	23.863	321.4
15	1'33.006	18.795	26.972	23.467	23.772	319.5
16	1'32.876	18.735	26.887	23.428	23.826	325.3
17	1'31.271 P	19.507	27.441*	23.925	20.398	297.5
<i>Run # 3 Front Tyre Slick-Medium Rear Tyre Slick-Soft</i>						
<i>New Tyre New Tyre</i>						
18	6'25.170	15.498	27.881	24.778	26.122	279.7
19	1'32.133	18.684	26.660	23.387	23.402	323.3
20	1'33.077 *	18.563	26.494	24.058*	23.962	331.2
21	1'31.655	18.554	26.530	23.129	23.442	327.2

Fastest Lap: Marc MARQUEZ Repsol Honda Team SPA **1'30.523** 18.421 26.085 22.964 23.053

These data/results cannot be reproduced, stored and/or transmitted in whole or in part by any manner of electronic, mechanical, photocopying, recording, broadcasting or otherwise now known or herein after developed without the previous express consent by the copyright owner, except for reproduction in daily press and regular printed publications on sale to the public within 60 days of the event related to those data/results and always provided that copyright symbol appears together as follows below.
© DORNA, 2022



Free Practice Nr. 1

MotoGP

Lap	Lap Time	T1	T2	T3	T4	Speed	Lap	Lap Time	T1	T2	T3	T4	Speed		
22nd	9	Danilo PETRUCCI				SUZUKI	ITA	18	1'32.998	18.849	26.866	23.444	23.839	323.3	
		Team SUZUKI ECSTAR						19	1'33.103 *	18.840	26.761	23.741*	23.761	320.4	
Runs=2 Total laps=19 Full laps=10							24th	45	Tetsuta NAGASHIMA				HONDA	JPN	
									LCR Honda IDEMITSU						
Runs=2 Total laps=19 Full laps=10							Runs=2 Total laps=22 Full laps=14								
Run #	1	Front Tyre	Slick-Soft	Rear Tyre	Slick-Medium	Speed	Run #	1	Front Tyre	Slick-Soft	Rear Tyre	Slick-Medium	Speed		
			New Tyre							New Tyre					
1	2'24.873	18.472	29.978	26.175	26.213	229.2	1	2'06.335	17.648	30.242	26.033	26.079	236.3		
2	1'37.335	19.734	28.331	24.657	24.613	260.2	2	1'37.129	19.583	28.259	24.557	24.730	260.8		
3	1'35.940 *	19.269	27.566	24.272	24.833*	294.2	3	1'35.555	19.135	27.565	24.465	24.390	303.3		
4	1'34.964	19.353	27.446	24.012	24.153	291.8	4	1'35.698 *	19.092	27.962*	24.533	24.111	300.8		
5	1'34.626 *	19.183	27.320	23.904	24.219*	301.6	5	1'34.208	18.979	27.011	24.008	24.210	313.0		
6	1'34.366	19.131	27.315	23.875	24.045	302.5	6	1'34.015	18.984	27.204	23.671	24.156	317.6		
7	1'35.587 *	19.583*	28.227	23.770	24.007	295.0	7	1'33.943	19.038	27.008	23.704	24.193	322.3		
8	1'29.257 P	19.169	27.120	23.784	19.184	315.7	8	1'36.950	19.243	29.281	24.203	24.223	309.4		
Run #	2	Front Tyre	Slick-Soft	Rear Tyre	Slick-Medium	Speed	Run #	2	Front Tyre	Slick-Soft	Rear Tyre	Slick-Medium	Speed		
			8 Laps at start						9 Laps at start			9 Laps at start			
9	9'56.176	18.603	28.323	24.073	24.346	302.5	10	8'22.987	17.201	28.948	24.610	24.847	284.9		
10	1'34.224	19.138	27.232	23.765	24.089	321.4	11	1'34.445	19.059	27.206	24.031	24.149	322.3		
11	1'33.731	19.088	27.091	23.649	23.903	321.4	12	1'33.908	18.959	26.953	23.732	24.264	324.3		
12	1'33.587	19.128	27.087	23.560	23.812	320.4	13	1'33.374	18.860	26.822	23.693	23.999	328.2		
13	1'33.697	19.122	27.154	23.579	23.842	324.3	14	1'33.905	18.945	27.085	23.889	23.986	325.3		
14	1'31.537 P	19.198	27.850	23.674	20.815	310.3	15	1'39.781	22.556	29.109	23.960	24.156	284.2		
Run #	3	Front Tyre	Slick-Medium	Rear Tyre	Slick-Soft	Speed	Run #	3	Front Tyre	Slick-Soft	Rear Tyre	Slick-Medium	Speed		
			New Tyre							17 Laps at start			17 Laps at start		
15	8'27.462	18.391	31.263	25.759	32.978	291.8	18	5'49.372	15.210	27.530	23.936	24.166	302.5		
16	1'33.208	18.976	26.944	23.557	23.731	327.2	19	1'33.808 *	18.864	26.746	23.972*	24.226	329.2		
17	1'32.706	18.899	26.687	23.292	23.828	325.3	20	1'33.073	18.858	26.734	23.555	23.926	328.2		
18	1'42.431 *	20.013	33.095*	25.382	23.941	278.3	21	1'33.168	18.949	26.675	23.502	24.042	330.2		
19	1'37.563	18.922	26.826	24.140	27.675	319.5	22	1'34.535	18.925	26.910	23.689	25.011	326.2		
23rd	40	Darryn BINDER				YAMAHA	RSA								
		WithU Yamaha RNF MotoGP Team													
Runs=2 Total laps=19 Full laps=13															
Run #	1	Front Tyre	Slick-Soft	Rear Tyre	Slick-Medium	Speed									
			New Tyre												
1	2'12.574	17.494	31.386	25.970	25.927	226.4									
2	1'36.951	19.499	28.540	24.467	24.445	264.0									
3	1'34.610	19.106	27.511	23.917	24.076	284.2									
4	1'33.805	18.927	27.659	23.465	23.754	300.0									
5	1'33.026	18.820	26.978	23.450	23.778	293.4									
6	1'33.363	18.807	26.996	23.799	23.761	301.6									
7	1'33.233	18.815	27.025	23.503	23.890	302.5									
8	1'33.178	18.843	27.072	23.393	23.870	300.8									
9	1'33.337	18.997	26.983	23.481	23.876	312.1									
10	1'32.099 P	18.877	28.520	23.741	20.961	302.5									
Run #	2	Front Tyre	Slick-Soft	Rear Tyre	Slick-Medium	Speed									
			10 Laps at start												
11	8'48.356	18.868	28.347	24.308	24.290	294.2									
12	1'32.998	18.987	26.870	23.505	23.636	308.5									
13	1'32.949	18.781	26.894	23.508	23.766	319.5									
14	1'33.111	18.857	26.981	23.503	23.770	313.0									
15	1'33.544	18.787	26.961	23.840	23.956	317.6									
16	1'29.727 P	18.842	27.005	23.740	20.140	320.4									
Run #	3	Front Tyre	Slick-Soft	Rear Tyre	Slick-Medium	Speed									
			16 Laps at start												
17	10'22.382	20.097	30.993	24.459	26.399	177.9									

Fastest Lap: Marc MARQUEZ Repsol Honda Team SPA **1'30.523** 18.421 26.085 22.964 23.053

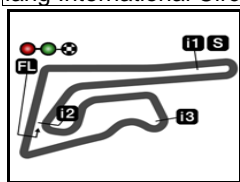
These data/results cannot be reproduced, stored and/or transmitted in whole or in part by any manner of electronic, mechanical, photocopying, recording, broadcasting or otherwise now known or herein after developed without the previous express consent by the copyright owner, except for reproduction in daily press and regular printed publications on sale to the public within 60 days of the event related to those data/results and always provided that copyright symbol appears together as follows below.
© DORNA, 2022

Official MotoGP Timing by **TISSOT**
www.motogp.com

Buriram, Friday, September 30, 2022

Page 7 of 7





4554 m.

OR THAILAND GRAND PRIX

Free Practice Nr. 1

Best Partial Times

MotoGP™

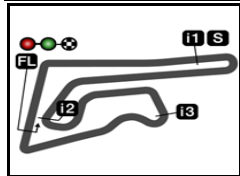
IT Ideal Lap Time, sum of the best partial times

BT Best Lap Time

T1		T2		T3		T4				IT		BT
Pos	Rider	Time	Rider	Time	Rider	Time	Rider	Time	Pos	Rider	IT	BT
1	E.BASTIANINI	18.335	L.MARINI	26.061	F.MORBIDELLI	22.834	F.BAGNAIA	23.025	1	F.QUARTARAR	1'30.512	1'30.555 (2)
2	M.VIÑALES	18.339	A.RINS	26.065	L.MARINI	22.903	F.QUARTARARO	23.046	2	M.MARQUEZ	1'30.523	1'30.523 (1)
3	M.OLIVEIRA	18.393	M.MARQUEZ	26.085	J.MILLER	22.904	M.MARQUEZ	23.053	3	L.MARINI	1'30.551	1'30.621 (4)
4	B.BINDER	18.403	F.QUARTARARO	26.101	J.MARTIN	22.907	J.MILLER	23.118	4	J.MILLER	1'30.588	1'30.588 (3)
5	J.MILLER	18.408	E.BASTIANINI	26.135	A.RINS	22.918	L.MARINI	23.139	5	A.RINS	1'30.608	1'30.641 (5)
6	M.MARQUEZ	18.421	M.OLIVEIRA	26.146	P.ESPARGARO	22.929	C.CRUTCHLOW	23.140	6	F.BAGNAIA	1'30.620	1'30.746 (6)
7	A.RINS	18.422	J.MILLER	26.158	F.QUARTARARO	22.936	F.MORBIDELLI	23.154	7	F.MORBIDELLI	1'30.706	1'30.765 (8)
8	J.MARTIN	18.424	F.BAGNAIA	26.167	M.BEZZECCHI	22.936	J.ZARCO	23.159	8	M.OLIVEIRA	1'30.736	1'30.756 (7)
9	F.QUARTARARO	18.429	M.BEZZECCHI	26.183	M.OLIVEIRA	22.955	F.DI GIANNANTO	23.194	9	J.ZARCO	1'30.754	1'30.985 (12)
10	F.DI GIANNANTO	18.434	C.CRUTCHLOW	26.185	M.MARQUEZ	22.964	R.GARDNER	23.197	10	E.BASTIANINI	1'30.757	1'30.790 (9)
11	J.ZARCO	18.439	J.ZARCO	26.187	J.ZARCO	22.969	A.RINS	23.203	11	M.BEZZECCHI	1'30.819	1'31.230 (18)
12	L.MARINI	18.448	J.MARTIN	26.200	B.BINDER	22.970	M.BEZZECCHI	23.214	12	J.MARTIN	1'30.824	1'30.842 (10)
13	F.BAGNAIA	18.452	P.ESPARGARO	26.210	F.BAGNAIA	22.976	A.ESPARGARO	23.230	13	C.CRUTCHLO	1'30.881	1'30.881 (11)
14	A.ESPARGARO	18.465	A.ESPARGARO	26.224	C.CRUTCHLOW	22.991	P.ESPARGARO	23.231	14	A.ESPARGAR	1'30.922	1'31.087 (16)
15	M.BEZZECCHI	18.486	F.MORBIDELLI	26.230	A.ESPARGARO	23.003	M.OLIVEIRA	23.242	15	P.ESPARGAR	1'30.937	1'31.007 (14)
16	F.MORBIDELLI	18.488	B.BINDER	26.235	R.GARDNER	23.019	E.BASTIANINI	23.250	16	F.DI GIANNAN	1'30.941	1'31.004 (13)
17	A.MARQUEZ	18.554	F.DI GIANNANTO	26.242	E.BASTIANINI	23.037	J.MARTIN	23.293	17	B.BINDER	1'30.945	1'31.059 (15)
18	C.CRUTCHLOW	18.565	R.FERNANDEZ	26.311	M.VIÑALES	23.042	B.BINDER	23.337	18	M.VIÑALES	1'31.062	1'31.160 (17)
19	P.ESPARGARO	18.567	M.VIÑALES	26.341	F.DI GIANNANTO	23.071	M.VIÑALES	23.340	19	R.GARDNER	1'31.219	1'31.325 (19)
20	R.GARDNER	18.608	R.GARDNER	26.395	A.MARQUEZ	23.129	R.FERNANDEZ	23.398	20	R.FERNANDEZ	1'31.546	1'31.551 (20)
21	R.FERNANDEZ	18.699	A.MARQUEZ	26.494	R.FERNANDEZ	23.138	A.MARQUEZ	23.402	21	A.MARQUEZ	1'31.579	1'31.655 (21)
22	D.BINDER	18.781	T.NAGASHIMA	26.675	D.PETRUCCI	23.292	D.BINDER	23.636	22	D.BINDER	1'32.571	1'32.949 (23)
23	T.NAGASHIMA	18.858	D.PETRUCCI	26.687	D.BINDER	23.393	D.PETRUCCI	23.731	23	D.PETRUCCI	1'32.609	1'32.706 (22)
24	D.PETRUCCI	18.899	D.BINDER	26.761	T.NAGASHIMA	23.502	T.NAGASHIMA	23.926	24	T.NAGASHIMA	1'32.961	1'33.073 (24)

These data/results cannot be reproduced, stored and/or transmitted in whole or in part by any manner of electronic, mechanical, photocopying, recording, broadcasting or otherwise now known or herein after developed without the previous express consent by the copyright owner, except for reproduction in daily press and regular printed publications on sale to the public within 60 days of the event related to those data/results and always provided that copyright symbol appears together as follows below.
© DORNA, 2022





4554 m.

THAILAND GRAND PRIX

Free Practice Nr. 1

Fastest Laps Sequence

<i>Practice Time</i>	 <i>Rider</i>	<i>Nation</i>	<i>Motorcycle</i>	<i>Time</i>	<i>Km/h</i>	<i>Rider's Lap</i>
3'37.802	12 Maverick VIÑALES	SPA	APRILIA	1'34.471	173.5	2
3'46.682	5 Johann ZARCO	FRA	DUCATI	1'34.367	173.7	2
3'51.741	49 Fabio DI GIANNANTONI	ITA	DUCATI	1'34.339	173.7	2
4'25.360	20 Fabio QUARTARARO	FRA	YAMAHA	1'33.908	174.5	2
5'11.547	12 Maverick VIÑALES	SPA	APRILIA	1'33.745	174.8	3
5'18.287	89 Jorge MARTIN	SPA	DUCATI	1'33.523	175.2	3
5'19.215	5 Johann ZARCO	FRA	DUCATI	1'32.533	177.1	3
6'51.411	5 Johann ZARCO	FRA	DUCATI	1'32.196	177.8	4
8'16.304	12 Maverick VIÑALES	SPA	APRILIA	1'32.098	178.0	5
9'59.217	42 Alex RINS	SPA	SUZUKI	1'31.671	178.8	6
13'03.615	5 Johann ZARCO	FRA	DUCATI	1'31.542	179.0	8
14'55.036	63 Francesco BAGNAIA	ITA	DUCATI	1'31.527	179.1	9
24'59.346	5 Johann ZARCO	FRA	DUCATI	1'31.504	179.1	12
41'12.924	49 Fabio DI GIANNANTONI	ITA	DUCATI	1'31.357	179.4	15
41'26.297	89 Jorge MARTIN	SPA	DUCATI	1'31.012	180.1	17
41'37.335	20 Fabio QUARTARARO	FRA	YAMAHA	1'30.644	180.8	18
41'58.686	93 Marc MARQUEZ	SPA	HONDA	1'30.523	181.1	16

These data/results cannot be reproduced, stored and/or transmitted in whole or in part by any manner of electronic, mechanical, photocopying, recording, broadcasting or otherwise now known or herein after developed without the previous express consent by the copyright owner, except for reproduction in daily press and regular printed publications on sale to the public within 60 days of the event related to those data/results and always provided that copyright symbol appears together as follows below.

© DORNA, 2022

