


4554 m.

**OR THAILAND GRAND PRIX**  
**Free Practice Nr. 2**  
**Classification**

**6**

	Rider	Nation	Team	Motorcycle	Time	Lap Total	Gap	Top Speed
1	5 <b>Johann ZARCO</b>	FRA	Prima Pramac Racing	DUCATI	<b>1'30.281</b>	19 19		<b>337.5</b>
2	63 <b>Francesco BAGNAIA</b>	ITA	Ducati Lenovo Team	DUCATI	<b>1'30.299</b>	18 20	0.018 0.018	<b>336.4</b>
3	89 <b>Jorge MARTIN</b>	SPA	Prima Pramac Racing	DUCATI	<b>1'30.471</b>	16 20	0.190 0.172	<b>333.3</b>
4	10 <b>Luca MARINI</b>	ITA	Mooney VR46 Racing Team	DUCATI	<b>1'30.594</b>	20 22	0.313 0.123	<b>333.3</b>
5	88 <b>Miguel OLIVEIRA</b>	POR	Red Bull KTM Factory Racing	KTM	<b>1'30.608</b>	21 21	0.327 0.014	<b>330.2</b>
6	93 <b>Marc MARQUEZ</b>	SPA	Repsol Honda Team	HONDA	<b>1'30.714</b>	20 20	0.433 0.106	<b>333.3</b>
7	41 <b>Aleix ESPARGARO</b>	SPA	Aprilia Racing	APRILIA	<b>1'30.892</b>	17 19	0.611 0.178	<b>336.4</b>
8	20 <b>Fabio QUARTARARO</b>	FRA	Monster Energy Yamaha MotoGP	YAMAHA	<b>1'30.961</b>	21 21	0.680 0.069	<b>332.3</b>
9	23 <b>Enea BASTIANINI</b>	ITA	Gresini Racing MotoGP	DUCATI	<b>1'30.963</b>	17 19	0.682 0.002	<b>334.3</b>
10	72 <b>Marc BEZZECCHI</b>	ITA	Mooney VR46 Racing Team	DUCATI	<b>1'30.964</b>	19 21	0.683 0.001	<b>331.2</b>
11	12 <b>Maverick VIÑALES</b>	SPA	Aprilia Racing	APRILIA	<b>1'30.996</b>	18 18	0.715 0.032	<b>334.3</b>
12	42 <b>Alex RINS</b>	SPA	Team SUZUKI ECSTAR	SUZUKI	<b>1'31.088</b>	15 21	0.807 0.092	<b>332.3</b>
13	33 <b>Brad BINDER</b>	RSA	Red Bull KTM Factory Racing	KTM	<b>1'31.102</b>	18 19	0.821 0.014	<b>332.3</b>
14	73 <b>Alex MARQUEZ</b>	SPA	LCR Honda CASTROL	HONDA	<b>1'31.113</b>	19 19	0.832 0.011	<b>332.3</b>
15	49 <b>Fabio DI GIANNANTONIO</b>	ITA	Gresini Racing MotoGP	DUCATI	<b>1'31.155</b>	12 17	0.874 0.042	<b>334.3</b>
16	21 <b>Franco MORBIDELLI</b>	ITA	Monster Energy Yamaha MotoGP	YAMAHA	<b>1'31.177</b>	20 20	0.896 0.022	<b>331.2</b>
17	44 <b>Poi ESPARGARO</b>	SPA	Repsol Honda Team	HONDA	<b>1'31.308</b>	20 20	1.027 0.131	<b>331.2</b>
18	43 <b>Jack MILLER</b>	AUS	Ducati Lenovo Team	DUCATI	<b>1'31.330</b>	19 19	1.049 0.022	<b>336.4</b>
19	40 <b>Darryn BINDER</b>	RSA	WithU Yamaha RNF MotoGP Tea	YAMAHA	<b>1'31.367</b>	13 14	1.086 0.037	<b>325.3</b>
20	25 <b>Raul FERNANDEZ</b>	SPA	Tech3 KTM Factory Racing	KTM	<b>1'31.390</b>	17 17	1.109 0.023	<b>331.2</b>
21	35 <b>Cal CRUTCHLOW</b>	GBR	WithU Yamaha RNF MotoGP Tea	YAMAHA	<b>1'31.651</b>	12 16	1.370 0.261	<b>328.2</b>
22	45 <b>Tetsuta NAGASHIMA</b>	JPN	LCR Honda IDEMITSU	HONDA	<b>1'31.927</b>	21 21	1.646 0.276	<b>330.2</b>
23	87 <b>Remy GARDNER</b>	AUS	Tech3 KTM Factory Racing	KTM	<b>1'31.966</b>	17 18	1.685 0.039	<b>326.2</b>
24	9 <b>Danilo PETRUCCI</b>	ITA	Team SUZUKI ECSTAR	SUZUKI	<b>1'32.890</b>	10 18	2.609 0.924	<b>331.2</b>

Practice condition: Dry

Air: 28°

Humidity: 67%

Ground: 34°

<b>Fastest Lap:</b>	Lap: 19	<b>Johann ZARCO</b>	<b>1'30.281</b>	181.5 Km/h
<b>Best Race Lap:</b>	2019	<b>Marc MARQUEZ</b>	<b>1'30.904</b>	180.3 Km/h
<b>All Time Lap Record:</b>	2019	<b>Fabio QUARTARARO</b>	<b>1'29.719</b>	182.7 Km/h

The results are provisional until the end of the limit for protest and appeals.

Time limit for protest expires 30' after publication of the results - ..... Time: .....

These data/results cannot be reproduced, stored and/or transmitted in whole or in part by any manner of electronic, mechanical, photocopying, recording, broadcasting or otherwise now known or herein after developed without the previous express consent by the copyright owner, except for reproduction in daily press and regular printed publications on sale to the public within 60 days of the event related to those data/results and always provided that copyright symbol appears together as follows below.

© DORNA, 2022

Official MotoGP Timing by TISSOT  
 www.motogp.com

**Buriram, Friday, September 30, 2022**






4554 m.

**OR THAILAND GRAND PRIX**

**Free Practice Nr. 2**

**Combined Free Practice Times**

**7**

	Rider	Nation	Team	MOTORCYCLE	FP1	FP2	Gap
1	5 <b>J.ZARCO</b>	FRA	Prima Pramac Racing	DUCATI	1'30.985 21	<b>1'30.281</b> 19	
2	63 <b>F.BAGNAIA</b>	ITA	Ducati Lenovo Team	DUCATI	1'30.746 19	<b>1'30.299</b> 18	0.018 0.018
3	89 <b>J.MARTIN</b>	SPA	Prima Pramac Racing	DUCATI	1'30.842 18	<b>1'30.471</b> 16	0.190 0.172
4	93 <b>M.MARQUEZ</b>	SPA	Repsol Honda Team	HONDA	<b>1'30.523</b> 16	1'30.714 20	0.242 0.052
5	20 <b>F.QUARTARARO</b>	FRA	Monster Energy Yamaha MotoGP	YAMAHA	<b>1'30.555</b> 19	1'30.961 21	0.274 0.032
6	43 <b>J.MILLER</b>	AUS	Ducati Lenovo Team	DUCATI	<b>1'30.588</b> 19	1'31.330 19	0.307 0.033
7	10 <b>L.MARINI</b>	ITA	Mooney VR46 Racing Team	DUCATI	1'30.621 21	<b>1'30.594</b> 20	0.313 0.006
8	88 <b>M.OLIVEIRA</b>	POR	Red Bull KTM Factory Racing	KTM	1'30.756 19	<b>1'30.608</b> 21	0.327 0.014
9	42 <b>A.RINS</b>	SPA	Team SUZUKI ECSTAR	SUZUKI	<b>1'30.641</b> 21	1'31.088 15	0.360 0.033
10	21 <b>F.MORBIDELLI</b>	ITA	Monster Energy Yamaha MotoGP	YAMAHA	<b>1'30.765</b> 20	1'31.177 20	0.484 0.124
11	23 <b>E.BASTIANINI</b>	ITA	Gresini Racing MotoGP	DUCATI	<b>1'30.790</b> 19	1'30.963 17	0.509 0.025
12	35 <b>C.CRUTCHLOW</b>	GBR	WithU Yamaha RNF MotoGP Team	YAMAHA	<b>1'30.881</b> 19	1'31.651 12	0.600 0.091
13	41 <b>A.ESPARGARO</b>	SPA	Aprilia Racing	APRILIA	1'31.087 18	<b>1'30.892</b> 17	0.611 0.011
14	72 <b>M.BEZZECCHI</b>	ITA	Mooney VR46 Racing Team	DUCATI	1'31.230 21	<b>1'30.964</b> 19	0.683 0.072
15	12 <b>M.VIÑALES</b>	SPA	Aprilia Racing	APRILIA	1'31.160 19	<b>1'30.996</b> 18	0.715 0.032
16	49 <b>F.DI GIANNANTO</b>	ITA	Gresini Racing MotoGP	DUCATI	<b>1'31.004</b> 17	1'31.155 12	0.723 0.008
17	44 <b>P.ESPARGARO</b>	SPA	Repsol Honda Team	HONDA	<b>1'31.007</b> 20	1'31.308 20	0.726 0.003
18	33 <b>B.BINDER</b>	RSA	Red Bull KTM Factory Racing	KTM	<b>1'31.059</b> 22	1'31.102 18	0.778 0.052
19	73 <b>A.MARQUEZ</b>	SPA	LCR Honda CASTROL	HONDA	1'31.655 21	<b>1'31.113</b> 19	0.832 0.054
20	87 <b>R.GARDNER</b>	AUS	Tech3 KTM Factory Racing	KTM	<b>1'31.325</b> 17	1'31.966 17	1.044 0.212
21	40 <b>D.BINDER</b>	RSA	WithU Yamaha RNF MotoGP Team	YAMAHA	1'32.949 13	<b>1'31.367</b> 13	1.086 0.042
22	25 <b>R.FERNANDEZ</b>	SPA	Tech3 KTM Factory Racing	KTM	1'31.551 21	<b>1'31.390</b> 17	1.109 0.023
23	45 <b>T.NAGASHIMA</b>	JPN	LCR Honda IDEMITSU	HONDA	1'33.073 20	<b>1'31.927</b> 21	1.646 0.537
24	9 <b>D.PETRUCCI</b>	ITA	Team SUZUKI ECSTAR	SUZUKI	<b>1'32.706</b> 17	1'32.890 10	2.425 0.779

<b>Pole Position Record:</b>	2019	<b>Fabio QUARTARARO</b>	<b>1'29.719</b>	182.7 Km/h
<b>Best Race Lap:</b>	2019	<b>Marc MARQUEZ</b>	<b>1'30.904</b>	180.3 Km/h
<b>All Time Lap Record:</b>	2019	<b>Fabio QUARTARARO</b>	<b>1'29.719</b>	182.7 Km/h

The results are provisional until the end of the limit for protest and appeals.

Time limit for protest expires 60' after publication of the results - ..... Time: .....

These data/results cannot be reproduced, stored and/or transmitted in whole or in part by any manner of electronic, mechanical, photocopying, recording, broadcasting or otherwise now known or herein after developed without the previous express consent by the copyright owner, except for reproduction in daily press and regular printed publications on sale to the public within 60 days of the event related to those data/results and always provided that copyright symbol appears together as follows below.

© DORNA, 2022





4554 m.

**OR THAILAND GRAND PRIX****Free Practice Nr. 2****Top Speed & Average****8**

Rider	Nation	Motorcycle	Top 5 speeds					Average	Top
5 <b>Johann ZARCO</b>	<b>FRA</b>	DUCATI	337.5	336.4	335.4	334.3	334.3	335.2	<b>337.5</b>
41 <b>Aleix ESPARGARO</b>	<b>SPA</b>	APRILIA	336.4	332.3	332.3	332.3	331.2	332.3	<b>336.4</b>
43 <b>Jack MILLER</b>	<b>AUS</b>	DUCATI	336.4	334.3	334.3	333.3	333.3	334.0	<b>336.4</b>
63 <b>Francesco BAGNAIA</b>	<b>ITA</b>	DUCATI	336.4	336.4	336.4	335.4	335.4	335.7	<b>336.4</b>
12 <b>Maverick VIÑALES</b>	<b>SPA</b>	APRILIA	334.3	334.3	334.3	333.3	331.2	332.6	<b>334.3</b>
23 <b>Enea BASTIANINI</b>	<b>ITA</b>	DUCATI	334.3	334.3	334.3	332.3	331.2	333.3	<b>334.3</b>
49 <b>Fabio DI GIANNANTONIO</b>	<b>ITA</b>	DUCATI	334.3	333.3	333.3	333.3	332.3	332.8	<b>334.3</b>
10 <b>Luca MARINI</b>	<b>ITA</b>	DUCATI	333.3	332.3	332.3	331.2	331.2	332.1	<b>333.3</b>
89 <b>Jorge MARTIN</b>	<b>SPA</b>	DUCATI	333.3	333.3	332.3	332.3	332.3	332.6	<b>333.3</b>
93 <b>Marc MARQUEZ</b>	<b>SPA</b>	HONDA	333.3	333.3	332.3	332.3	331.2	332.5	<b>333.3</b>
20 <b>Fabio QUARTARARO</b>	<b>FRA</b>	YAMAHA	332.3	332.3	331.2	331.2	330.2	331.1	<b>332.3</b>
33 <b>Brad BINDER</b>	<b>RSA</b>	KTM	332.3	332.3	331.2	331.2	330.2	331.2	<b>332.3</b>
42 <b>Alex RINS</b>	<b>SPA</b>	SUZUKI	332.3	332.3	331.2	330.2	330.2	331.1	<b>332.3</b>
73 <b>Alex MARQUEZ</b>	<b>SPA</b>	HONDA	332.3	329.2	328.2	326.2	326.2	328.4	<b>332.3</b>
9 <b>Danilo PETRUCCI</b>	<b>ITA</b>	SUZUKI	331.2	329.2	327.2	327.2	325.3	327.2	<b>331.2</b>
21 <b>Franco MORBIDELLI</b>	<b>ITA</b>	YAMAHA	331.2	331.2	330.2	330.2	329.2	330.4	<b>331.2</b>
25 <b>Raul FERNANDEZ</b>	<b>SPA</b>	KTM	331.2	328.2	328.2	328.2	328.2	328.7	<b>331.2</b>
44 <b>Po ESPARGARO</b>	<b>SPA</b>	HONDA	331.2	330.2	328.2	327.2	326.2	328.2	<b>331.2</b>
72 <b>Marco BEZZECCHI</b>	<b>ITA</b>	DUCATI	331.2	331.2	331.2	330.2	330.2	330.7	<b>331.2</b>
45 <b>Tetsuta NAGASHIMA</b>	<b>JPN</b>	HONDA	330.2	329.2	329.2	328.2	328.2	329.0	<b>330.2</b>
88 <b>Miguel OLIVEIRA</b>	<b>POR</b>	KTM	330.2	329.2	326.2	325.3	319.5	326.1	<b>330.2</b>
35 <b>Cal CRUTCHLOW</b>	<b>GBR</b>	YAMAHA	328.2	327.2	326.2	326.2	326.2	326.8	<b>328.2</b>
87 <b>Remy GARDNER</b>	<b>AUS</b>	KTM	326.2	326.2	326.2	325.3	325.3	325.8	<b>326.2</b>
40 <b>Darryn BINDER</b>	<b>RSA</b>	YAMAHA	325.3	325.3	324.3	324.3	322.3	324.3	<b>325.3</b>

These data/results cannot be reproduced, stored and/or transmitted in whole or in part by any manner of electronic, mechanical, photocopying, recording, broadcasting or otherwise now known or herein after developed without the previous express consent by the copyright owner, except for reproduction in daily press and regular printed publications on sale to the public within 60 days of the event related to those data/results and always provided that copyright symbol appears together as follows below.

© DORNA, 2022

Official MotoGP Timing by **TISSOT**  
www.motogp.com



**Buriram, Friday, September 30, 2022**



OR THAILAND GRAND PRIX

Free Practice Nr. 2

Chronological Analysis of Performances

9

\* Lap / Sector time cancelled      T1 Time from finish line to 1st intermediate      T3 Time from 2nd intermed. to 3rd intermed.  
P Crossing the finish line in pit lane      T2 Time from 1st intermed. to 2nd intermed.      T4 Time from 3rd intermediate to finish line  
\*\*Tyre data subject to further updates

Lap	Lap Time	T1	T2	T3	T4	Speed	Lap	Lap Time	T1	T2	T3	T4	Speed	
<b>1st</b>	<b>5</b>	<b>Johann ZARCO</b> DUCATI FRA						Run #	2	Front Tyre	missing data	Rear Tyre	missing data	
		Prima Pramac Racing							**	Laps at start	**	Laps at start		
		Runs=3	Total laps=19	Full laps=10			10	<b>7'58.584</b>	16.769	28.176	24.276	23.862	274.1	
Run #	1	Front Tyre	missing data	Rear Tyre	missing data		11	<b>1'31.670</b>	18.610	26.420	23.294	23.346	335.4	
		**	Laps at start	**	Laps at start		12	<b>1'31.685</b>	18.616	26.464	23.281	23.324	334.3	
1	2'23.600	16.425	29.858	25.155	24.524	271.3	13	1'31.516 *	18.580	26.430*	23.098	23.408	333.3	
2	<b>1'33.524</b>	18.822	26.766	24.310	23.626	313.9	14	1'37.510 *	18.571	26.864	27.768	24.307	335.4	
3	<b>1'31.466</b>	18.660	26.237	23.254	23.315	334.3	15	1'28.489 P	18.652	26.428	23.422	19.987	<b>336.4</b>	
4	<b>1'36.321</b>	18.526	26.365	27.952	23.478	333.3	Run #	3	Front Tyre	missing data	Rear Tyre	missing data		
5	1'31.205 P	18.604	26.284	24.923*	21.394	325.3		**	Laps at start	**	Laps at start			
Run #	2	Front Tyre	missing data	Rear Tyre	missing data		16	<b>9'59.367</b>	20.235	28.359	28.121	24.048	247.1	
		**	Laps at start	**	Laps at start		17	<b>1'30.788</b>	18.419	26.152	23.033	23.184	336.4	
6	8'26.924	15.989	28.253	23.909	23.780	281.9	18	<b>1'30.299</b>	18.384	<b>26.025</b>	<b>22.820</b>	<b>23.070</b>	335.4	
7	1'32.013 *	18.621	26.480	23.350*	23.562	333.3	19	<b>1'40.397</b>	18.404			24.478	336.4	
8	<b>1'34.832</b>	18.570	26.550	23.192	26.520	334.3	20	<b>1'30.953</b>	<b>18.381</b>	26.300	23.061	23.211	335.4	
9	<b>1'33.510</b>	19.354	26.748	23.630	23.778	324.3								
10	<b>1'36.329</b>	18.643	29.836	23.754	24.096	335.4								
11	<b>1'31.349</b>	18.665	26.293	23.101	23.290	334.3								
12	<b>1'31.138</b>	18.559	26.242	23.082	23.255	334.3								
13	1'33.205 P	18.738	26.714	25.232*	22.521	309.4								
Run #	3	Front Tyre	missing data	Rear Tyre	missing data									
		**	Laps at start	**	Laps at start									
14	7'50.726 *	15.823	28.076	25.570*	26.166	287.2								
15	1'29.917 P	18.817	26.685	24.204	20.211	333.3								
Run #	4	Front Tyre	missing data	Rear Tyre	missing data									
		**	Laps at start	**	Laps at start									
16	3'11.370	15.436	26.876	23.665	23.388	313.0								
17	<b>1'30.697</b>	18.535	<b>26.000</b>	23.058	23.104	336.4								
18	1'48.065 *	28.026*	30.478	25.598	23.963	237.3								
19	<b>1'30.281</b>	<b>18.325</b>	26.032	<b>22.889</b>	<b>23.035</b>	<b>337.5</b>								
<b>2nd</b>	<b>63</b>	<b>Francesco BAGNAIA</b> DUCATI ITA						Run #	1	Front Tyre	missing data	Rear Tyre	missing data	
		Ducati Lenovo Team							**	Laps at start	**	Laps at start		
		Runs=2	Total laps=20	Full laps=12			1	<b>1'50.910</b>	16.269	28.719	24.811	24.553	264.7	
Run #	1	Front Tyre	missing data	Rear Tyre	missing data		2	<b>1'32.817</b>	18.874	26.879	23.471	23.593	321.4	
		**	Laps at start	**	Laps at start		3	<b>1'32.031</b>	18.645	26.533	23.361	23.492	330.2	
1	<b>2'14.963</b>	16.576	29.495	25.210	24.501	257.1	4	<b>1'31.929</b>	18.689	26.594	23.275	23.371	314.8	
2	<b>1'33.826</b>	18.863	27.145	24.067	23.751	330.2	5	<b>1'31.441</b>	18.542	26.437	23.092	23.370	<b>333.3</b>	
3	<b>1'32.802</b>	18.837	26.768	23.650	23.547	325.3	6	<b>1'31.584</b>	18.601	26.408	23.114	23.461	332.3	
4	<b>1'31.964</b>	18.643	26.612	23.291	23.418	334.3	7	1'31.694 *	18.543	26.421	23.270	23.460	332.3	
5	1'31.499 *	18.587	26.393*	23.270	23.249	333.3	8	1'30.647 P	19.318	27.727	23.863	19.739	281.2	
6	1'35.228 *	18.530	28.068*	24.924	23.706	335.4	Run #	2	Front Tyre	missing data	Rear Tyre	missing data		
7	<b>1'32.287</b>	18.667	26.452	23.338	23.830	335.4		**	Laps at start	**	Laps at start			
8	1'31.326 *	18.536	26.349	23.099	23.342	335.4	9	<b>7'12.588</b>	16.328	27.878	23.716	23.712	272.7	
9	1'32.095 P	19.428	27.934	24.584	20.149	305.0	10	1'31.859 *	18.660	26.533*	23.196	23.470	333.3	
							11	<b>1'32.940</b>	18.742	26.633	23.831	23.734	330.2	
							12	1'31.810 *	18.618	26.540	23.212	23.440	330.2	
							13	1'26.554 P	18.587	26.321	23.286	18.360	331.2	
							Run #	3	Front Tyre	missing data	Rear Tyre	missing data		
								**	Laps at start	**	Laps at start			
							14	10'00.459 *	15.244	28.733*	23.759	28.881	291.1	
							15	<b>1'38.837</b>	18.564	28.998	27.970	23.305	332.3	
							16	<b>1'30.471</b>	<b>18.508</b>	26.107	22.877	<b>22.979</b>	330.2	
							17	<b>1'30.563</b>	18.568	<b>26.063</b>	<b>22.804</b>	23.128	329.2	
							18	<b>1'40.946</b>	20.474	32.792	24.097	23.583	262.7	
							19	<b>1'31.384</b>	18.536	26.379	23.109	23.360	326.2	
							20	<b>1'31.196</b>	18.524	26.298	23.167	23.207	332.3	

**Fastest Lap:** Johann ZARCO Prima Pramac Racing FRA **1'30.281** 18.325 26.032 22.889 23.035

These data/results cannot be reproduced, stored and/or transmitted in whole or in part by any manner of electronic, mechanical, photocopying, recording, broadcasting or otherwise now known or herein after developed without the previous express consent by the copyright owner, except for reproduction in daily press and regular printed publications on sale to the public within 60 days of the event related to those data/results and always provided that copyright symbol appears together as follows below.  
© DORNA, 2022



# Free Practice Nr. 2

# MotoGP

Lap	Lap Time	T1	T2	T3	T4	Speed	Lap	Lap Time	T1	T2	T3	T4	Speed	
<b>4th 10 Luca MARINI</b> DUCATI ITA Mooney VR46 Racing Team							<b>Run # 3</b> Front Tyre missing data Rear Tyre missing data ** Laps at start ** Laps at start							
Runs=2 Total laps=22 Full laps=14														
Run #	1	Front Tyre	missing data	Rear Tyre	missing data									
		**	Laps at start	**	Laps at start									
1	<b>3'01.299</b>	15.227	30.405	25.948	24.165	276.2	17	9'13.126	*	15.261	27.722	23.733*	23.500*	278.3
2	<b>1'32.934</b>	18.858	26.893	23.541	23.642	317.6	18	<b>1'40.693</b>		18.557	26.442	28.686	27.008	<b>330.2</b>
3	<b>1'32.291</b>	18.728	26.717	23.477	23.369	317.6	19	1'39.472	*	18.626	30.362	26.847*	23.637	318.5
4	<b>1'31.699</b>	18.611	26.443	23.238	23.407	318.5	20	<b>1'31.982</b>		18.448	<b>26.194</b>	23.142	24.198	313.0
5	1'31.541	*	18.597	26.396*	23.186	322.3	21	<b>1'30.608</b>		<b>18.378</b>	26.208	<b>22.900</b>	<b>23.122</b>	314.8
6	<b>1'32.130</b>	18.587	26.663	23.365	23.515	322.3								
7	<b>1'31.960</b>	18.706	26.534	23.267	23.453	329.2								
8	1'32.367	*	18.713	26.586	23.425	328.2								
9	1'29.259	P	18.649	26.543	23.275	332.3								
Run #	2	Front Tyre	missing data	Rear Tyre	missing data									
		**	Laps at start	**	Laps at start									
10	<b>7'56.866</b>	16.137	29.623	25.434	24.750	273.4								
11	<b>1'34.322</b>	18.968	27.204	24.007	24.143	325.3								
12	<b>1'33.022</b>	18.778	26.818	23.612	23.814	331.2								
13	1'32.185	*	18.665	26.562*	23.387	330.2								
14	<b>1'32.449</b>	18.637	26.955	23.395	23.462	323.3								
15	<b>1'31.917</b>	18.691	26.445	23.358	23.423	329.2								
16	1'31.841	*	18.581	26.638*	23.199	332.3								
17	1'35.519	P	18.620	30.550	25.114	<b>333.3</b>								
Run #	3	Front Tyre	missing data	Rear Tyre	missing data									
		**	Laps at start	**	Laps at start									
18	<b>6'12.275</b>	16.425	29.628	24.177	23.926	275.5								
19	<b>1'31.833</b>	18.556	26.439	23.052	23.786	328.2								
20	<b>1'30.594</b>	*	18.511	<b>26.154</b>	<b>22.822*</b>	<b>23.107</b>	331.2							
21	<b>1'40.159</b>		<b>18.437</b>	26.239	30.181	25.302	328.2							
22	<b>1'35.477</b>	20.348	27.292	23.711	24.126	305.9								
<b>5th 88 Miguel OLIVEIRA</b> KTM POR Red Bull KTM Factory Racing														
Runs=2 Total laps=21 Full laps=10														
Run #	1	Front Tyre	missing data	Rear Tyre	missing data									
		**	Laps at start	**	Laps at start									
1	<b>2'19.397</b>	17.952	29.362	24.841	24.281	248.8								
2	<b>1'33.918</b>	19.014	27.402	23.721	23.781	304.2								
3	<b>1'33.250</b>	18.767	26.935	23.445	24.103	305.0								
4	<b>1'37.587</b>	19.692	30.272	23.818	23.805	222.6								
5	1'31.939	*	18.689	26.630	23.145*	323.5								
6	1'32.328	*	18.654	26.760*	23.428	313.9								
7	<b>1'40.191</b>	18.789	33.266	24.354	23.782	306.8								
8	1'31.961	*	18.688	26.678	23.150	319.5								
9	1'31.037	P	18.912	27.939	23.857	292.6								
Run #	2	Front Tyre	missing data	Rear Tyre	missing data									
		**	Laps at start	**	Laps at start									
10	<b>6'15.334</b>	20.210	28.536	23.965	23.790	241.6								
11	<b>1'31.530</b>	18.684	26.356	23.127	23.363	329.2								
12	<b>1'31.582</b>	18.525	26.448	23.154	23.455	311.2								
13	1'31.508	*	18.556	26.514*	23.084	308.5								
14	1'31.717	*	18.500	26.615	23.162*	314.8								
15	1'37.128	*	18.580	26.421	23.673	28.454	325.3							
16	1'33.974	P	18.857	30.722	24.551	19.844	326.2							
<b>6th 93 Marc MARQUEZ</b> HONDA SPA Repsol Honda Team														
Runs=2 Total laps=20 Full laps=9														
Run #	1	Front Tyre	missing data	Rear Tyre	missing data									
		**	Laps at start	**	Laps at start									
1	<b>2'23.234</b>	17.018	29.652	25.094	24.470	260.2								
2	<b>1'32.681</b>	18.858	26.805	23.503	23.515	324.3								
3	1'31.741	*	18.613	26.300*	23.434	23.394	328.2							
4	<b>1'33.289</b>	18.603	26.744	24.126	23.816	326.2								
5	1'31.351	*	18.631	26.213	23.182*	<b>23.325</b>	327.2							
6	1'39.003	*	18.559	30.327*	25.365	24.752	<b>333.3</b>							
7	1'31.372	*	18.601	26.233	23.178	23.360	327.2							
8	1'29.410	P	18.530	26.355	23.305	21.220	321.4							
Run #	2	Front Tyre	missing data	Rear Tyre	missing data									
		**	Laps at start	**	Laps at start									
9	<b>9'15.825</b>	17.958	28.159	24.261	24.150	264.7								
10	<b>1'33.351</b>	18.727	26.608	23.855	24.161	329.2								
11	<b>1'32.475</b>	18.649	26.544	23.476	23.806	330.2								
12	<b>1'31.968</b>	18.683	26.413	23.281	23.591	329.2								
13	<b>1'31.743</b>	18.655	26.400	23.175	23.513	331.2								
14	1'31.632	*	18.632	26.327	23.220	23.453	332.3							
15	1'34.286	P	19.392	30.010	24.144	20.740	293.4							
Run #	3	Front Tyre	missing data	Rear Tyre	missing data									
		**	Laps at start	**	Laps at start									
16	7'50.638	*	14.889	27.249	23.751*	23.479	298.3							
17	1'43.961	*	18.466	26.910*	31.683	26.902	333.3							
18	1'39.481	*	18.629	32.042	25.160*	23.650	330.2							
19	<b>1'31.986</b>		<b>18.359</b>	25.988	23.017	24.622	330.2							
20	<b>1'30.714</b>	18.436	<b>25.971</b>	<b>22.881</b>	23.426	332.3								
<b>7th 41 Aleix ESPARGARO</b> APRILIA SPA Aprilia Racing														
Runs=2 Total laps=19 Full laps=12														
Run #	1	Front Tyre	missing data	Rear Tyre	missing data									
		**	Laps at start	**	Laps at start									
1	<b>2'30.651</b>	15.607	28.855	24.582	24.494	276.9								
2	<b>1'35.275</b>	19.113	28.481	23.884	23.797	331.2								
3	<b>1'32.638</b>	18.802	26.799	23.479	23.558	327.2								
4	<b>1'32.342</b>	18.788	26.731	23.269	23.554	328.2								
5	<b>1'31.948</b>	18.686	26.478	23.304	23.480	331.2								
6	1'31.905	*	18.703	26.569*	23.184	23.449	332.3							
7	<b>1'31.843</b>	18.712	26.459	23.199	23.473	327.2								
8	1'31.863	*	18.674*	26.466	23.296	23.427	331.2							
9	1'37.381	P	21.917	29.146	25.229	21.089	252.3							
Run #	2	Front Tyre	missing data	Rear Tyre	missing data									
		**	Laps at start	**	Laps at start									
10	<b>8'49.476</b>	16.223	28.228	24.295	24.027	301.6								
11	<b>1'32.549</b>	18.771	26.718	23.520	23.540	329.2								

**Fastest Lap:** Johann ZARCO Prima Pramac Racing FRA **1'30.281** 18.325 26.032 22.889 23.035

These data/results cannot be reproduced, stored and/or transmitted in whole or in part by any manner of electronic, mechanical, photocopying, recording, broadcasting or otherwise now known or herein after developed without the previous express consent by the copyright owner, except for reproduction in daily press and regular printed publications on sale to the public within 60 days of the event related to those data/results and always provided that copyright symbol appears together as follows below.  
© DORNA, 2022

Official MotoGP Timing by TISSOT  
www.motogp.com





# Free Practice Nr. 2

MotoGP

Lap	Lap Time	T1	T2	T3	T4	Speed
12	<b>1'31.791</b>	18.656	26.546	23.201	23.388	332.3
13	1'31.843 *	18.669	26.526	23.195	23.453	332.3
14	1'37.467 P	19.684	30.967	26.701	20.115	283.4

Run #	3	Front Tyre	missing data	Rear Tyre	missing data
		**	Laps at start	**	Laps at start

Run #	1	Front Tyre	missing data	Rear Tyre	missing data	
1	<b>3'00.731</b>	15.322	29.907	26.946	24.230	298.3
2	<b>1'33.322</b>	18.938	26.921	23.828	23.635	327.2
3	<b>1'32.292</b>	18.778	26.704	23.469	23.341	328.2
4	<b>1'31.544</b>	18.626	26.412	23.247	23.259	328.2
5	<b>1'31.423</b>	18.698	26.304	23.149	23.272	328.2
6	1'33.924 *	18.604	28.456*	23.334	23.530	330.2
7	1'31.872 *	18.656	26.566	23.289*	23.361	330.2
8	1'31.584 *	18.596	26.393	23.243	23.352	329.2
9	1'27.868 P	18.570	26.597*	23.218	19.483	330.2

Run #	2	Front Tyre	missing data	Rear Tyre	missing data	
		**	Laps at start	**	Laps at start	
10	<b>8'22.086</b>	16.621	28.031	23.850	23.464	310.3
11	<b>1'31.766</b>	18.645	26.493	23.298	23.330	329.2
12	<b>1'31.449</b>	18.610	26.422	23.186	23.231	329.2
13	<b>1'31.526</b>	18.654	26.396	23.200	23.276	329.2
14	1'31.336 *	18.634*	26.402	23.144	23.156	328.2
15	<b>1'31.179</b>	18.701	26.241	23.128	23.109	329.2
16	1'31.257 *	18.661	26.340*	<b>23.090</b>	23.166	329.2
17	1'27.853 P	18.663	26.258	23.180*	19.752	331.2

Run #	3	Front Tyre	missing data	Rear Tyre	missing data	
		**	Laps at start	**	Laps at start	
18	6'36.205 *	15.320	27.302*	23.846	23.407	322.3
19	1'39.829 *	18.588	26.509	24.583*	30.149	<b>332.3</b>
20	<b>1'35.269</b>	18.598	26.182	26.425	24.064	331.2
21	<b>1'30.961</b>	<b>18.484</b>	<b>26.127</b>	23.254	<b>23.096</b>	332.3

Run #	1	Front Tyre	missing data	Rear Tyre	missing data
		**	Laps at start	**	Laps at start

Run #	1	Front Tyre	missing data	Rear Tyre	missing data	
1	<b>2'15.994</b>	16.797	28.469	24.500	24.538	280.5
2	<b>1'33.445</b>	18.828	27.040	23.675	23.902	304.2
3	<b>1'32.297</b>	18.655	26.740	23.412	23.490	310.3
4	<b>1'34.262</b>	18.593	26.657	25.397	23.615	319.5
5	<b>1'34.160</b>	18.507	28.605	23.403	23.645	<b>334.3</b>
6	<b>1'31.949</b>	18.565	26.605	23.255	23.524	324.3
7	<b>1'34.956</b>	20.421	27.022	23.561	23.952	317.6
8	1'31.716 *	18.549	26.399	23.302	23.466	325.3
9	1'30.482 P	18.834	26.941	23.842	20.865	320.4

Run #	1	Front Tyre	missing data	Rear Tyre	missing data
		**	Laps at start	**	Laps at start

**Fastest Lap:** Johann ZARCO Prima Pramac Racing FRA **1'30.281** 18.325 26.032 22.889 23.035

These data/results cannot be reproduced, stored and/or transmitted in whole or in part by any manner of electronic, mechanical, photocopying, recording, broadcasting or otherwise now known or herein after developed without the previous express consent by the copyright owner, except for reproduction in daily press and regular printed publications on sale to the public within 60 days of the event related to those data/results and always provided that copyright symbol appears together as follows below.  
© DORNA, 2022

Official MotoGP Timing by TISSOT  
www.motogp.com

Buriram, Friday, September 30, 2022

Page 3 of 7

Lap	Lap Time	T1	T2	T3	T4	Speed
Run # 2	<b>10'08.679</b>	17.831	27.432	23.782	23.904	293.4
11	1'32.251 *	18.595	26.665*	23.399	23.592	332.3
12	1'35.647 P	18.610	27.000	24.408	25.629	318.5

Run #	3	Front Tyre	missing data	Rear Tyre	missing data
		**	Laps at start	**	Laps at start

Run #	1	Front Tyre	missing data	Rear Tyre	missing data	
		**	Laps at start	**	Laps at start	
13	7'52.706 *	17.326	29.195*	24.904	29.669	290.3
14	<b>1'38.112</b>	18.618	27.670	28.255	23.569	323.3
15	<b>1'31.206</b>	18.460	26.309	23.040	23.397	331.2
16	<b>1'31.054</b>	18.529	<b>26.179</b>	23.089	23.257	328.2
17	<b>1'30.963</b>	18.476	26.254	<b>22.993</b>	<b>23.240</b>	327.2
18	1'35.703 *	18.410		*	23.989	334.3
19	<b>1'39.541</b>	<b>18.358</b>	26.295	25.535	29.353	334.3

Run #	1	Front Tyre	missing data	Rear Tyre	missing data
		**	Laps at start	**	Laps at start

Run #	2	Front Tyre	missing data	Rear Tyre	missing data	
		**	Laps at start	**	Laps at start	
1	<b>2'16.481</b>	16.663	29.075	24.587	24.191	272.7
2	<b>1'33.073</b>	18.878	26.856	23.515	23.824	313.9
3	<b>1'32.679</b>	18.794	26.928	23.518	23.439	310.3
4	<b>1'31.660</b>	18.602	26.452	23.268	23.338	326.2
5	1'31.372 *	18.625	26.350*	23.137	23.260	324.3
6	1'31.898 *	18.725	26.449	23.310	23.414	326.2
7	2'04.020 P	18.689			19.400	330.2

Run #	3	Front Tyre	missing data	Rear Tyre	missing data	
		**	Laps at start	**	Laps at start	
8	<b>9'44.223</b>	19.843	32.803	24.129	23.878	292.6
9	<b>1'32.637</b>	18.854	26.853	23.463	23.467	324.3
10	<b>1'32.075</b>	18.611	26.551	23.461	23.452	330.2
11	<b>1'31.773</b>	18.690	26.563	23.194	23.326	328.2
12	1'33.241 *	18.815	27.242*	23.592	23.592	<b>331.2</b>
13	<b>1'32.161</b>	18.720	26.464	23.287	23.690	329.2
14	<b>1'31.997</b>	18.673	26.693	23.247	23.384	330.2
15	1'32.025 *	18.641	26.591*	23.258	23.535	331.2
16	1'33.194 P	18.853	27.665*	24.655	22.021	317.6

Run #	1	Front Tyre	missing data	Rear Tyre	missing data
		**	Laps at start	**	Laps at start

Run #	1	Front Tyre	missing data	Rear Tyre	missing data	
		**	Laps at start	**	Laps at start	
17	<b>6'11.866</b>	20.818	29.626	28.181	23.821	252.3
18	<b>1'31.512</b>	18.587	26.262	23.077	23.586	329.2
19	<b>1'30.964</b>	* <b>18.500</b>	26.246	<b>22.964*</b>	<b>23.254*</b>	329.2
20	<b>1'36.137</b>	18.534	27.074	27.123	23.406	327.2
21	<b>1'31.350</b>	18.690	<b>26.182</b>	23.181	23.297	331.2

Run #	1	Front Tyre	missing data	Rear Tyre	missing data	
		**	Laps at start	**	Laps at start	
1	<b>2'35.271</b>	15.773	28.175	24.364	23.878	306.8
2	<b>1'36.525</b>	18.915	29.499	24.230	23.881	331.2
3	1'33.428 *	18.846	27.090	23.790	23.702	326.2
4	1'29.073 P	18.759	27.175	23.773	19.366	331.2



# Free Practice Nr. 2

MotoGP

Lap	Lap Time	T1	T2	T3	T4	Speed
Run # 2	Front Tyre missing data ** Laps at start	Rear Tyre missing data ** Laps at start				
5	<b>7'19.507</b>	15.737	27.340	24.280	23.770	304.2
6	<b>1'32.390</b>	18.749	26.681	23.378	23.582	330.2
7	<b>1'32.325</b>	18.711	26.561	23.346	23.707	330.2
8	<b>1'32.107</b>	18.611	26.649	23.337	23.510	329.2
9	<b>1'36.004</b>	18.691	28.505	25.252	23.556	331.2
10	1'31.882 *	18.618	26.527	23.225	23.512	331.2
11	1'28.577 P	18.658	26.539	23.133	20.247	333.3
Run # 3	Front Tyre missing data ** Laps at start	Rear Tyre missing data ** Laps at start				
12	8'54.046 *	15.731	27.587*	23.882	23.942	311.2
13	1'33.673 *	18.746	27.284*	23.908	23.735	326.2
14	1'31.505 P	18.711	28.173	24.782*	19.839	<b>334.3</b>
Run # 4	Front Tyre missing data ** Laps at start	Rear Tyre missing data ** Laps at start				
15	<b>5'35.835</b>	15.614	26.940	23.882	24.114	310.3
16	1'32.107 *	18.494	26.740	23.456*	23.417	330.2
17	<b>1'31.882</b>	<b>18.437</b>	26.238	23.874	23.333	334.3
18	<b>1'30.996</b>	18.463	<b>26.223</b>	<b>23.052</b>	<b>23.258</b>	334.3

Run #	Lap Time	T1	T2	T3	T4	Speed
<b>12th 42</b>	<b>Alex RINS</b>	SUZUKI			SPA	
Team SUZUKI ECSTAR						
Runs=3 Total laps=21 Full laps=11						
Run # 1	Front Tyre missing data ** Laps at start	Rear Tyre missing data ** Laps at start				
1	<b>2'21.813</b>	15.988	30.249	24.497	24.138	279.7
2	<b>1'33.088</b>	19.004	26.811	23.642	23.631	325.3
3	<b>1'31.993</b>	18.737	26.652	23.188	23.416	327.2
4	<b>1'36.432</b>	18.624	30.549	23.638	23.621	316.7
5	<b>1'31.774</b>	18.551	26.428	23.213	23.582	318.5
6	1'31.934 *	18.598	26.665*	23.164*	23.507	325.3
7	1'35.081 P	19.918	31.217	24.658	19.288	303.3
Run # 2	Front Tyre missing data ** Laps at start	Rear Tyre missing data ** Laps at start				
8	<b>4'30.211</b>	15.641	27.505	24.042	23.722	304.2
9	1'31.807 *	18.689*	26.404	23.232	23.482	330.2
10	1'32.492 *	18.788	26.632	23.432	23.640	329.2
11	1'29.575 P	18.699	26.598	23.240	21.038	328.2
Run # 3	Front Tyre missing data ** Laps at start	Rear Tyre missing data ** Laps at start				
12	<b>6'09.078</b>	15.509	27.669	24.017	24.026	304.2
13	<b>1'33.746</b>	18.666	27.742	23.648	23.690	330.2
14	<b>1'31.525</b>	18.662	26.398	23.127	23.338	329.2
15	<b>1'31.088</b> *	18.598	26.201	23.053	<b>23.236</b>	331.2
16	1'30.131 P	19.152	27.454	23.664	19.861	310.3
Run # 4	Front Tyre missing data ** Laps at start	Rear Tyre missing data ** Laps at start				
17	6'33.149 *	15.051	27.246	23.689*	23.419	291.8
18	<b>1'44.791</b>	18.450	26.228	32.057	28.056	<b>332.3</b>
19	1'39.690 *	18.580	26.455	31.108*	23.547	330.2
20	<b>1'32.108</b>	<b>18.394</b>	26.327	24.011	23.376	329.2
21	<b>1'31.093</b>	18.459	<b>26.189</b>	<b>22.980</b>	23.465	332.3

Lap	Lap Time	T1	T2	T3	T4	Speed
<b>13th 33</b>	<b>Brad BINDER</b>	KTM			RSA	
Red Bull KTM Factory Racing						
Runs=2 Total laps=19 Full laps=10						
Run # 1	Front Tyre missing data ** Laps at start	Rear Tyre missing data ** Laps at start				
1	<b>2'17.458</b>	17.150	28.911	24.786	24.172	276.2
2	<b>1'33.274</b>	18.719	26.921	23.674	23.960	316.7
3	<b>1'32.107</b>	18.811	26.608	23.269	23.419	329.2
4	<b>1'38.644</b>	18.507	26.696	29.438	24.003	305.0
5	<b>1'31.386</b>	18.584	26.293	23.254	<b>23.255</b>	327.2
6	1'37.515 *	18.514	*		23.887	331.2
7	1'31.820 *	18.690	26.558*	23.187	23.385	327.2
8	1'36.146 P	18.741	34.463	23.513	19.429	321.4
Run # 2	Front Tyre missing data ** Laps at start	Rear Tyre missing data ** Laps at start				
9	5'59.755 *	21.190	27.586*	28.328	24.070	285.7
10	<b>1'32.585</b>	18.695	26.854	23.396	23.640	328.2
11	<b>1'31.809</b>	18.626	26.433	23.156	23.594	<b>332.3</b>
12	<b>1'32.100</b>	18.610	26.610	23.306	23.574	328.2
13	<b>1'45.673</b>	18.706	26.576	25.918	34.473	330.2
14	1'31.842 *	18.621	26.407	23.292	23.522	331.2
15	1'37.896 P	18.659			22.992	330.2
Run # 3	Front Tyre missing data ** Laps at start	Rear Tyre missing data ** Laps at start				
16	11'27.714 *	28.504	30.255*	28.503	24.058	242.1
17	<b>1'43.281</b>	18.517	29.848	31.241	23.675	327.2
18	<b>1'31.102</b> *	18.383	26.277	<b>23.122</b>	23.320	329.2
19	<b>1'41.319</b>	<b>18.357</b>	<b>26.080</b>			332.3

Run #	Lap Time	T1	T2	T3	T4	Speed
<b>14th 73</b>	<b>Alex MARQUEZ</b>	HONDA			SPA	
LCR Honda CASTROL						
Runs=2 Total laps=19 Full laps=9						
Run # 1	Front Tyre missing data ** Laps at start	Rear Tyre missing data ** Laps at start				
1	1'52.899 *	15.835	29.335	25.019*	24.360	266.0
2	1'33.795 *	19.119	27.193	23.763*	23.720	314.8
3	<b>1'36.165</b>	18.861	26.902	24.586	25.816	325.3
4	<b>1'32.561</b>	18.834	26.813	23.335	23.579	322.3
5	1'32.310 *	18.765*	26.644	23.228	23.673	325.3
6	1'33.535 *	19.152*	27.261	23.351	23.771	313.0
7	1'28.795 P	19.020	26.831	23.404	19.540	323.3
Run # 2	Front Tyre missing data ** Laps at start	Rear Tyre missing data ** Laps at start				
8	<b>11'18.497</b>	27.066	28.437	24.899	24.454	272.7
9	<b>1'33.139</b>	18.862	26.844	23.454	23.979	323.3
10	<b>1'32.569</b>	18.700	26.867	23.304	23.698	324.3
11	1'32.071 *	18.728	26.668*	23.189	23.486	324.3
12	<b>1'32.259</b>	18.727	26.745	23.232	23.555	326.2
13	1'32.161 *	18.734	26.643	23.185	23.599	328.2
14	1'28.677 P	18.685	26.800	23.548	19.644	323.3
Run # 3	Front Tyre missing data ** Laps at start	Rear Tyre missing data ** Laps at start				
15	<b>8'33.120</b>	32.811	28.940	24.560	24.785	201.8
16	<b>1'34.142</b>	18.667	28.658	23.368	23.449	326.2
17	1'31.247 *	<b>18.511</b>	26.492	23.022*	<b>23.222</b>	324.3

**Fastest Lap:** Johann ZARCO Prima Pramac Racing FRA **1'30.281** 18.325 26.032 22.889 23.035

These data/results cannot be reproduced, stored and/or transmitted in whole or in part by any manner of electronic, mechanical, photocopying, recording, broadcasting or otherwise now known or herein after developed without the previous express consent by the copyright owner, except for reproduction in daily press and regular printed publications on sale to the public within 60 days of the event related to those data/results and always provided that copyright symbol appears together as follows below.  
© DORNA, 2022

Official MotoGP Timing by TISSOT  
www.motogp.com



Buriram, Friday, September 30, 2022

# Free Practice Nr. 2

MotoGP

Lap	Lap Time	T1	T2	T3	T4	Speed
18	<b>1'38.781</b>	18.540	26.352	27.203	26.686	329.2
19	<b>1'31.113</b>	18.534	<b>26.349</b>	<b>22.993</b>	23.237	<b>332.3</b>

Run #	1	Front Tyre	missing data	Rear Tyre	missing data	
		**	Laps at start	**	Laps at start	
1	<b>1'55.832</b>	16.204	28.549	24.420	24.178	279.7
2	<b>1'32.998</b>	19.145	26.757	23.613	23.483	330.2
3	<b>1'32.374</b>	18.803	26.738	23.374	23.459	332.3
4	<b>1'32.209</b>	18.709	26.671	23.372	23.457	332.3
5	<b>1'31.789</b>	18.672	26.472	23.214	23.431	332.3
6	1'31.757	* 18.654	26.489	23.300	23.314	333.3
7	1'34.832	P 20.371	27.889	26.881	19.691	302.5

Run #	2	Front Tyre	missing data	Rear Tyre	missing data	
		**	Laps at start	**	Laps at start	
8	10'53.516	* 16.609	27.912	23.853	23.780	298.3
9	1'28.347	P 18.733	26.659*	23.338	19.617	330.2

Run #	3	Front Tyre	missing data	Rear Tyre	missing data	
		**	Laps at start	**	Laps at start	
10	<b>5'41.603</b>	16.906	29.081	23.740	23.742	275.5
11	<b>1'31.385</b>	18.629	26.368	23.038	23.350	332.3
12	1'31.155	* 18.611	26.407*	<b>22.974</b>	<b>23.163</b>	333.3
13	2'10.599	P <b>18.499</b>	1'03.508	27.027*	21.565	332.3

Run #	4	Front Tyre	missing data	Rear Tyre	missing data	
		**	Laps at start	**	Laps at start	
14	<b>6'21.917</b>	15.487	27.330	23.864	23.753	302.5
15	1'39.905	* 18.589	26.424	23.204*	31.688	<b>334.3</b>
16	<b>1'35.195</b>	18.514	26.395	25.563	24.723	332.3
17	<b>1'31.361</b>	18.578	<b>26.351</b>	23.170	23.262	333.3

Run #	1	Front Tyre	missing data	Rear Tyre	missing data	
		**	Laps at start	**	Laps at start	
1	2'43.938	* 18.520	29.791*	24.781*	24.320	289.5
2	<b>1'33.294</b>	18.899	27.075	23.727	23.593	322.3
3	<b>1'32.753</b>	18.844	26.679	23.386	23.844	327.2
4	<b>1'32.611</b>	19.027	26.856	23.256	23.472	324.3
5	<b>1'32.279</b>	18.778	26.617	23.264	23.620	326.2
6	1'31.841	* 18.741	26.480*	23.168	23.452	328.2
7	<b>1'33.429</b>	18.673	27.675	23.468	23.613	329.2
8	<b>1'31.926</b>	18.778	26.407	23.305	23.436	327.2
9	1'31.638	* 18.634	26.389	23.156	23.459	328.2
10	1'33.838	P 20.289	29.200	24.270	20.079	282.7

Run #	2	Front Tyre	missing data	Rear Tyre	missing data	
		**	Laps at start	**	Laps at start	
11	<b>7'34.646</b>	18.323	27.792	25.458	24.231	292.6
12	<b>1'32.423</b>	18.893	26.656	23.279	23.595	327.2
13	<b>1'31.705</b>	18.657	26.472	23.138	23.438	330.2
14	<b>1'31.697</b>	18.651	26.562	23.107	23.377	328.2
15	1'31.831	* 18.644	26.547	23.208	23.432	327.2
16	1'34.531	P 20.352	28.851	24.575*	20.753	281.9

**Fastest Lap:** Johann ZARCO      Prima Pramac Racing    FRA      **1'30.281**      18.325      26.032      22.889      23.035

These data/results cannot be reproduced, stored and/or transmitted in whole or in part by any manner of electronic, mechanical, photocopying, recording, broadcasting or otherwise now known or herein after developed without the previous express consent by the copyright owner, except for reproduction in daily press and regular printed publications on sale to the public within 60 days of the event related to those data/results and always provided that copyright symbol appears together as follows below.  
© DORNA, 2022

Official MotoGP Timing by TISSOT  
www.motogp.com

Buriram, Friday, September 30, 2022

Page 5 of 7



Lap	Lap Time	T1	T2	T3	T4	Speed
Run # 3	Front Tyre missing data	Rear Tyre missing data				
	** Laps at start	** Laps at start				
17	<b>8'51.616</b>	16.076	27.350	24.169	23.484	302.5
18	1'31.661	* 18.634	26.608	23.110*	23.309	330.2
19	<b>1'33.088</b>	<b>18.411</b>	<b>26.325</b>	23.918	24.434	<b>331.2</b>
20	<b>1'31.177</b>	18.551	26.369	<b>23.009</b>	<b>23.248</b>	331.2

Run #	1	Front Tyre	missing data	Rear Tyre	missing data	
		**	Laps at start	**	Laps at start	
1	<b>2'15.332</b>	16.764	29.458	25.286	24.520	253.5
2	<b>1'33.925</b>	18.930	27.030	24.115	23.850	316.7
3	<b>1'33.264</b>	18.733	27.130	23.536	23.865	320.4
4	<b>1'32.043</b>	18.648	26.629	23.317	23.449	324.3
5	<b>1'31.852</b>	18.672	26.454	23.328	<b>23.398</b>	324.3
6	1'32.223	* 18.664*	26.529*	23.272	23.758	320.4
7	<b>1'38.916</b>	20.704	28.587	25.872	23.753	279.0
8	1'32.020	* 18.672	26.516	23.368	23.464	322.3
9	1'31.013	P 19.220	28.165	24.352	19.276	280.5

Run #	2	Front Tyre	missing data	Rear Tyre	missing data	
		**	Laps at start	**	Laps at start	
10	8'12.779	* 15.762*	27.753	24.395	23.783	279.7
11	<b>1'33.517</b>	19.034	27.021	23.686	23.776	316.7
12	<b>1'33.150</b>	18.640	26.586	23.903	24.021	<b>331.2</b>
13	1'32.190	* 18.757	26.440*	23.354	23.639	328.2
14	1'37.969	* 18.690	30.322*	24.872	24.085	326.2
15	1'38.121	* 18.811	27.943	27.270	24.097	322.3
16	1'29.825	P 18.744	26.812	23.595*	20.674	326.2

Run #	3	Front Tyre	missing data	Rear Tyre	missing data	
		**	Laps at start	**	Laps at start	
17	<b>9'04.661</b>	15.820	27.323	23.714	23.803	296.7
18	1'32.286	* 18.521	26.339	23.941*	23.485	325.3
19	<b>1'31.971</b>	<b>18.490</b>	<b>26.149</b>	23.607	23.725	330.2
20	<b>1'31.308</b>	18.552	26.202	<b>23.108</b>	23.446	327.2

Run #	1	Front Tyre	missing data	Rear Tyre	missing data	
		**	Laps at start	**	Laps at start	
1	<b>2'06.980</b>	15.785	29.421	25.006	24.519	297.5
2	<b>1'33.137</b>	18.873	26.784	23.729	23.751	331.2
3	<b>1'32.603</b>	18.732	26.768	23.490	23.613	326.2
4	<b>1'31.870</b>	18.587	26.493	23.329	23.461	333.3
5	<b>1'31.840</b>	18.649	26.455	23.319	<b>23.417</b>	331.2
6	1'32.060	* 18.735	26.434	23.374	23.517	332.3
7	1'30.051	P 18.688	26.367	23.627	21.369	331.2

Run #	2	Front Tyre	missing data	Rear Tyre	missing data	
		**	Laps at start	**	Laps at start	
8	<b>6'39.234</b>	19.445	29.106	24.232	24.007	196.7
9	<b>1'32.959</b>	18.726	26.867	23.701	23.665	330.2
10	<b>1'32.065</b>	18.660	26.383	23.466	23.556	333.3
11	<b>1'32.025</b>	18.688	26.518	23.277	23.542	332.3
12	<b>1'32.764</b>	18.599	27.387	23.315	23.463	334.3



# Free Practice Nr. 2

# MotoGP

Lap	Lap Time	T1	T2	T3	T4	Speed	Lap	Lap Time	T1	T2	T3	T4	Speed
13	1'31.997 *	18.718	26.482	23.345	23.452	332.3	13	<b>13'36.462</b>	16.573	28.668	24.312	24.263	263.4
14	1'38.608 P	20.778	32.270	25.036	20.524	209.3	14	1'42.940 *	18.789	26.485*	23.271	34.395	328.2
Run # 3	Front Tyre missing data	Rear Tyre missing data					15	<b>1'45.439</b>	18.729	27.732	26.641	32.337	319.5
	** Laps at start	** Laps at start					16	<b>1'31.774</b>	18.701	26.413	23.085	23.575	327.2
15	<b>12'13.204</b>	15.519	27.670	24.037	23.720	295.0	17	<b>1'31.390</b>	18.542	26.270	23.126	23.452	331.2
16	<b>1'45.960</b>	18.476			26.524	336.4							
17	1'39.597 *	18.494	33.477	24.174*	23.452	333.3							
18	<b>1'32.003</b>	18.392	26.070	23.231	24.310	334.3							
19	<b>1'31.330</b>	18.338	25.985	23.046	23.961	333.3							

**19th 40 Darryn BINDER** YAMAHA RSA  
WithU Yamaha RNF MotoGP Team

Runs=3 Total laps=15 Full laps=7

Run #	1	Front Tyre	missing data	Rear Tyre	missing data	
		**	Laps at start	**	Laps at start	
1	<b>2'19.604</b>	17.721	29.544	24.912	24.154	252.3
2	<b>1'33.928</b>	19.061	27.342	23.749	23.776	297.5
3	1'32.678 *	18.742	27.073*	23.282	23.581	307.6
4	<b>1'32.663</b>	18.735	26.963	23.364	23.601	319.5
5	<b>1'32.277</b>	18.801	26.614	23.340	23.522	322.3
6	1'38.086 *	18.665	32.406*	23.489	23.526	325.3
7	<b>1'32.621</b>	18.774	27.089	23.225	23.533	319.5
8	1'32.605 *	18.778*	26.902	23.451	23.474	320.4
9	1'39.983 P	23.498	31.763	24.018*	20.704	230.2

Run #	2	Front Tyre	missing data	Rear Tyre	missing data	
		**	Laps at start	**	Laps at start	
10	9'19.196 *	18.418*	29.642	23.997	23.690	274.8
11	<b>1'31.989</b>	18.959	26.532	23.077	23.421	324.3
12	<b>1'31.750</b>	18.682	26.508	23.066	23.494	324.3
13	1'31.367 *	18.684	26.345	22.978	23.360	325.3
14	1'32.529 P	18.976	29.683	24.182	19.688	320.4

Run # 3 Front Tyre missing data Rear Tyre missing data  
\*\* Laps at start \*\* Laps at start

unfinished 19.965 32.807 298.3

**20th 25 Raul FERNANDEZ** KTM SPA  
Tech3 KTM Factory Racing

Runs=2 Total laps=17 Full laps=11

Run #	1	Front Tyre	missing data	Rear Tyre	missing data	
		**	Laps at start	**	Laps at start	
1	<b>2'10.200</b>	16.206	29.482	25.017	24.710	261.5
2	<b>1'34.447</b>	19.149	27.357	23.835	24.106	322.3
3	<b>1'33.029</b>	18.922	26.814	23.479	23.814	328.2
4	<b>1'32.527</b>	18.799	26.806	23.356	23.566	323.3
5	<b>1'32.123</b>	18.812	26.445	23.222	23.644	328.2
6	1'31.992 *	18.794	26.464*	23.193	23.541	327.2
7	1'33.133 P	18.802	26.728	24.903	22.700	327.2

Run # 2 Front Tyre missing data Rear Tyre missing data  
\*\* Laps at start \*\* Laps at start

8 **7'16.477** 17.066 28.394 24.292 23.906 268.6

9 **1'32.751** 18.957 26.710 23.366 23.718 325.3

10 **1'32.891** 18.824 26.597 23.473 23.997 328.2

11 1'35.094 \* 18.963 26.730 23.463 25.938 328.2

12 1'32.814 P 20.118 28.086 23.983 20.627 282.7

Run # 3 Front Tyre missing data Rear Tyre missing data  
\*\* Laps at start \*\* Laps at start

**21st 35 Cal CRUTCHLOW** YAMAHA GBR  
WithU Yamaha RNF MotoGP Team

Runs=3 Total laps=17 Full laps=8

Run #	1	Front Tyre	missing data	Rear Tyre	missing data	
		**	Laps at start	**	Laps at start	
1	2'08.599 *	17.723	29.983*	25.490	24.847	224.5
2	<b>1'42.793</b>	19.170	31.210			313.9
3	<b>1'34.340</b>	18.979	27.175	24.018	24.168	318.5
4	<b>1'36.547</b>	22.138	27.107	23.649	23.653	313.9
5	1'32.154 *	18.875	26.544*	23.315	23.420	325.3
6	1'37.665 *	18.861	27.107*	27.921	23.776	326.2
7	<b>1'32.190</b>	18.834	26.584	23.228	23.544	326.2
8	1'32.096 *	18.794*	26.685	23.176	23.441	320.4
9	1'35.667 P	23.574	28.252	23.803	20.038	243.7

Run # 2 Front Tyre missing data Rear Tyre missing data  
\*\* Laps at start \*\* Laps at start

10 **7'44.763** 16.725 30.198 24.045 23.757 259.6

11 **1'32.765** 18.879 26.914 23.635 23.337 320.4

12 **1'31.651** 18.737 26.560 23.085 23.269 328.2

13 1'33.335 \* 18.783 26.742\* 24.241 23.569 326.2

14 2'19.059 P 18.786 1'16.880 24.958 18.435 325.3

Run # 3 Front Tyre missing data Rear Tyre missing data  
\*\* Laps at start \*\* Laps at start

15 **11'01.949** 19.321 29.132 24.870 23.787 191.4

16 1'35.268 18.710 29.070 24.070 23.418 327.2

unfinished 18.554 26.163 325.3

**22nd 45 Tetsuta NAGASHIMA** HONDA JPN  
LCR Honda IDEMITSU

Runs=2 Total laps=21 Full laps=11

Run #	1	Front Tyre	missing data	Rear Tyre	missing data	
		**	Laps at start	**	Laps at start	
1	1'56.847 *	15.592	28.227*	24.236	24.558	296.7
2	<b>1'33.465</b>	18.885	27.042	23.691	23.847	323.3
3	1'33.305 *	18.805	27.037*	23.505	23.958	328.2
4	<b>1'33.250</b>	18.865	26.729	23.892	23.764	326.2
5	<b>1'33.725</b>	18.832	26.829	23.868	24.196	324.3
6	<b>1'38.909</b>	18.793	26.968	25.400	27.748	327.2
7	1'32.486 *	18.808*	26.574	23.446	23.658	328.2
8	1'35.621 P	20.668	29.103	24.258	21.592	282.7

Run # 2 Front Tyre missing data Rear Tyre missing data  
\*\* Laps at start \*\* Laps at start

9 **8'16.094** 16.231 28.098 24.452 24.201 310.3

10 **1'33.684** 18.897 27.021 23.663 24.103 325.3

11 **1'33.317** 18.890 26.872 23.645 23.910 326.2

12 **1'32.891** 18.861 26.719 23.519 23.792 326.2

13 1'32.476 \* 18.763 26.584\* 23.410\* 23.719 326.2

14 1'33.826 \* 18.833 26.854 23.860 24.279 324.3

15 1'33.660 P 18.927 27.030 25.125 22.578 326.2

**Fastest Lap:** Johann ZARCO Prima Pramac Racing FRA **1'30.281** 18.325 26.032 22.889 23.035

These data/results cannot be reproduced, stored and/or transmitted in whole or in part by any manner of electronic, mechanical, photocopying, recording, broadcasting or otherwise now known or herein after developed without the previous express consent by the copyright owner, except for reproduction in daily press and regular printed publications on sale to the public within 60 days of the event related to those data/results and always provided that copyright symbol appears together as follows below.  
© DORNA, 2022



## Free Practice Nr. 2

MotoGP

Lap	Lap Time	T1	T2	T3	T4	Speed	Lap	Lap Time	T1	T2	T3	T4	Speed		
Run # 3	Front Tyre missing data			Rear Tyre missing data			11	<b>1'32.896</b>	19.020	26.856	23.418	23.602	325.3		
	** Laps at start			** Laps at start			12	<b>1'32.952</b>	18.949	27.054	23.384	<b>23.565</b>	321.4		
16	<b>7'37.513</b>	16.187	29.175	23.994	23.899	305.9	13	1'35.331	P 21.194	28.980	23.988	21.169	211.3		
17	1'32.400	*	18.757	26.646	23.341*	23.656	325.3	Run # 3	Front Tyre missing data			Rear Tyre missing data			
18	<b>1'35.013</b>		18.766	26.625	23.516	26.106	329.2		** Laps at start			** Laps at start			
19	1'36.916	*	18.891	29.276	23.938*	24.811	327.2	14	14'39.598	15.282	27.370	23.760	23.690	314.8	
20	<b>1'32.216</b>		18.853	26.513	23.332	<b>23.518</b>	329.2	15	1'42.337	*	18.765	<b>26.584</b>		327.2	
21	<b>1'31.927</b>	<b>18.700</b>	<b>26.410</b>	<b>23.171</b>	23.646	<b>330.2</b>		16	<b>1'38.181</b>		18.886	26.783	28.780	23.732	327.2

**23rd 87 Remy GARDNER** KTM AUS  
Tech3 KTM Factory Racing

Runs=2 Total laps=18 Full laps=10

Run #	1	Front Tyre	missing data	Rear Tyre	missing data	
		**	Laps at start	**	Laps at start	
1	2'07.353	*	16.408*	30.340	26.183	25.564 270.6
2	<b>1'33.691</b>		19.167	27.088	23.667	23.769 319.5
3	<b>1'32.855</b>		18.895	26.821	23.373	23.766 <b>326.2</b>
4	<b>1'48.614</b>		18.936	26.504	29.084	34.090 326.2
5	<b>1'32.324</b>		18.930	26.630	23.257	23.507 308.5
6	1'32.414	*	18.857	26.915*	23.247	<b>23.395</b> 325.3
7	1'32.772	*	18.918	26.657	23.332	23.865 320.4
8	1'35.161	P	22.299	28.323	24.962	19.577 270.6

Run #	2	Front Tyre	missing data	Rear Tyre	missing data	
		**	Laps at start	**	Laps at start	
9	<b>7'41.092</b>		19.148	28.832	24.685	24.736 264.0
10	1'32.908	*	18.958	26.760*	23.519	23.671 324.3
11	<b>1'32.839</b>		18.944	27.006	23.291	23.598 321.4
12	<b>1'32.427</b>		18.886	26.643	23.280	23.618 325.3
13	1'32.212	*	18.931	26.518	23.343	23.420 325.3
14	1'29.672	P	18.906	26.695	23.280	20.791 320.4

Run #	3	Front Tyre	missing data	Rear Tyre	missing data	
		**	Laps at start	**	Laps at start	
15	<b>11'42.016</b>		23.563	28.972	24.323	29.957 219.5
16	<b>1'43.209</b>		18.915	26.649	25.183	32.462 324.3
17	<b>1'31.966</b>		18.771	26.496	<b>23.216</b>	23.483 323.3
18	<b>1'40.426</b>		<b>18.763</b>	<b>26.414</b>	26.448	28.801 326.2

**24th 9 Danilo PETRUCCI** SUZUKI ITA  
Team SUZUKI ECSTAR

Runs=2 Total laps=18 Full laps=10

Run #	1	Front Tyre	missing data	Rear Tyre	missing data	
		**	Laps at start	**	Laps at start	

1 2'10.510 P

Run #	1	Front Tyre	missing data	Rear Tyre	missing data	
		**	Laps at start	**	Laps at start	

2 **1'34.598**

3 **1'33.547**

4 1'52.048 P

Run #	2	Front Tyre	missing data	Rear Tyre	missing data	
		**	Laps at start	**	Laps at start	

5 5'16.247 17.654 27.815 24.189 24.047 299.1

6 **1'33.084** 18.986 26.855 23.560 23.683 322.3

7 **1'33.005** 18.944 26.855 23.466 23.740 325.3

8 **1'32.939** 19.015 26.798 23.448 23.678 325.3

9 **1'38.324** 20.841 29.059 24.412 24.012 284.2

10 **1'32.890** 18.972 26.855 **23.365** 23.698 319.5

**Fastest Lap:** Johann ZARCO Prima Pramac Racing FRA **1'30.281** 18.325 26.032 22.889 23.035

These data/results cannot be reproduced, stored and/or transmitted in whole or in part by any manner of electronic, mechanical, photocopying, recording, broadcasting or otherwise now known or herein after developed without the previous express consent by the copyright owner, except for reproduction in daily press and regular printed publications on sale to the public within 60 days of the event related to those data/results and always provided that copyright symbol appears together as follows below.  
© DORNA, 2022

Official MotoGP Timing by TISSOT  
www.motogp.com

Buriram, Friday, September 30, 2022

Page 7 of 7





4554 m.

## OR THAILAND GRAND PRIX

### Free Practice Nr. 2

### Best Partial Times

# MotoGP™

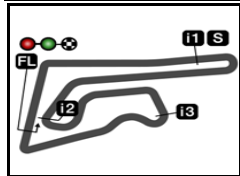
*IT* Ideal Lap Time, sum of the best partial times

*BT* Best Lap Time

T1		T2		T3		T4				IT		BT	
Pos	Rider	Time	Rider	Time	Rider	Time	Rider	Time	Pos	Rider	IT	BT	
1	J.ZARCO	18.325	M.MARQUEZ	25.971	J.MARTIN	22.804	J.MARTIN	22.979	1	<b>J.ZARCO</b>	1'30.249	1'30.281	(1)
2	<b>J.MILLER</b>	<b>18.338</b>	<b>J.MILLER</b>	<b>25.985</b>	<b>F.BAGNAIA</b>	<b>22.820</b>	<b>J.ZARCO</b>	<b>23.035</b>	2	<b>F.BAGNAIA</b>	1'30.296	1'30.299	(2)
3	B.BINDER	18.357	J.ZARCO	26.000	L.MARINI	22.822	F.BAGNAIA	23.070	3	<b>J.MARTIN</b>	1'30.354	1'30.471	(3)
4	<b>E.BASTIANINI</b>	<b>18.358</b>	<b>F.BAGNAIA</b>	<b>26.025</b>	<b>M.MARQUEZ</b>	<b>22.881</b>	<b>F.QUARTARARO</b>	<b>23.096</b>	4	<b>L.MARINI</b>	1'30.520	1'30.594	(4)
5	M.MARQUEZ	18.359	J.MARTIN	26.063	J.ZARCO	22.889	L.MARINI	23.107	5	<b>M.MARQUEZ</b>	1'30.536	1'30.714	(6)
6	<b>M.OLIVEIRA</b>	<b>18.378</b>	<b>B.BINDER</b>	<b>26.080</b>	<b>M.OLIVEIRA</b>	<b>22.900</b>	<b>M.OLIVEIRA</b>	<b>23.122</b>	6	<b>M.OLIVEIRA</b>	1'30.594	1'30.608	(5)
7	F.BAGNAIA	18.381	F.QUARTARARO	26.127	M.BEZZECCHI	22.964	F.DI GIANNANTO	23.163	7	<b>E.BASTIANINI</b>	1'30.770	1'30.963	(9)
8	<b>A.RINS</b>	<b>18.394</b>	<b>P.ESPARGARO</b>	<b>26.149</b>	<b>F.DI GIANNANTO</b>	<b>22.974</b>	<b>A.ESPARGARO</b>	<b>23.193</b>	8	<b>J.MILLER</b>	1'30.786	1'31.330	(18)
9	F.MORBIDELLI	18.411	L.MARINI	26.154	D.BINDER	22.978	A.MARQUEZ	23.222	9	<b>F.QUARTARAR</b>	1'30.797	1'30.961	(8)
10	<b>L.MARINI</b>	<b>18.437</b>	<b>C.CRUTCHLOW</b>	<b>26.163</b>	<b>A.RINS</b>	<b>22.980</b>	<b>A.RINS</b>	<b>23.236</b>	10	<b>A.RINS</b>	1'30.799	1'31.088	(12)
11	M.VIÑALES	18.437	E.BASTIANINI	26.179	E.BASTIANINI	22.993	E.BASTIANINI	23.240	11	<b>B.BINDER</b>	1'30.814	1'31.102	(13)
12	<b>A.ESPARGARO</b>	<b>18.446</b>	<b>M.BEZZECCHI</b>	<b>26.182</b>	<b>A.MARQUEZ</b>	<b>22.993</b>	<b>F.MORBIDELLI</b>	<b>23.248</b>	12	<b>A.ESPARGAR</b>	1'30.862	1'30.892	(7)
13	F.QUARTARARO	18.484	A.RINS	26.189	F.MORBIDELLI	23.009	M.BEZZECCHI	23.254	13	<b>M.BEZZECCHI</b>	1'30.900	1'30.964	(10)
14	<b>P.ESPARGARO</b>	<b>18.490</b>	<b>M.OLIVEIRA</b>	<b>26.194</b>	<b>A.ESPARGARO</b>	<b>23.021</b>	<b>B.BINDER</b>	<b>23.255</b>	14	<b>M.VIÑALES</b>	1'30.970	1'30.996	(11)
15	F.DI GIANNANTO	18.499	A.ESPARGARO	26.202	J.MILLER	23.046	M.VIÑALES	23.258	15	<b>F.DI GIANNAN</b>	1'30.987	1'31.155	(15)
16	<b>M.BEZZECCHI</b>	<b>18.500</b>	<b>M.VIÑALES</b>	<b>26.223</b>	<b>M.VIÑALES</b>	<b>23.052</b>	<b>C.CRUTCHLOW</b>	<b>23.269</b>	16	<b>F.MORBIDELLI</b>	1'30.993	1'31.177	(16)
17	J.MARTIN	18.508	R.FERNANDEZ	26.270	R.FERNANDEZ	23.085	M.MARQUEZ	23.325	17	<b>C.CRUTCHLO</b>	1'31.071	1'31.651	(21)
18	<b>A.MARQUEZ</b>	<b>18.511</b>	<b>F.MORBIDELLI</b>	<b>26.325</b>	<b>C.CRUTCHLOW</b>	<b>23.085</b>	<b>D.BINDER</b>	<b>23.360</b>	18	<b>A.MARQUEZ</b>	1'31.075	1'31.113	(14)
19	R.FERNANDEZ	18.542	D.BINDER	26.345	F.QUARTARARO	23.090	R.GARDNER	23.395	19	<b>P.ESPARGAR</b>	1'31.145	1'31.308	(17)
20	<b>C.CRUTCHLOW</b>	<b>18.554</b>	<b>A.MARQUEZ</b>	<b>26.349</b>	<b>P.ESPARGARO</b>	<b>23.108</b>	<b>P.ESPARGARO</b>	<b>23.398</b>	20	<b>D.BINDER</b>	1'31.348	1'31.367	(19)
21	D.BINDER	18.665	F.DI GIANNANTO	26.351	B.BINDER	23.122	J.MILLER	23.417	21	<b>R.FERNANDEZ</b>	1'31.349	1'31.390	(20)
22	<b>T.NAGASHIMA</b>	<b>18.700</b>	<b>T.NAGASHIMA</b>	<b>26.410</b>	<b>T.NAGASHIMA</b>	<b>23.171</b>	<b>R.FERNANDEZ</b>	<b>23.452</b>	22	<b>R.GARDNER</b>	1'31.788	1'31.966	(23)
23	D.PETRUCCI	18.733	R.GARDNER	26.414	R.GARDNER	23.216	T.NAGASHIMA	23.518	23	<b>T.NAGASHIMA</b>	1'31.799	1'31.927	(22)
24	<b>R.GARDNER</b>	<b>18.763</b>	<b>D.PETRUCCI</b>	<b>26.584</b>	<b>D.PETRUCCI</b>	<b>23.365</b>	<b>D.PETRUCCI</b>	<b>23.565</b>	24	<b>D.PETRUCCI</b>	1'32.247	1'32.890	(24)

These data/results cannot be reproduced, stored and/or transmitted in whole or in part by any manner of electronic, mechanical, photocopying, recording, broadcasting or otherwise now known or herein after developed without the previous express consent by the copyright owner, except for reproduction in daily press and regular printed publications on sale to the public within 60 days of the event related to those data/results and always provided that copyright symbol appears together as follows below.  
© DORNA, 2022





4554 m.

## BURIRAM THAILAND GRAND PRIX

### Free Practice Nr. 2

### Fastest Laps Sequence

<i>Practice Time</i>	 <i>Rider</i>	<i>Nation</i>	<i>Motorcycle</i>	<i>Time</i>	<i>Km/h</i>	<i>Rider's Lap</i>
<b>3'23.727</b>	89 <b>Jorge MARTIN</b>	SPA	DUCATI	<b>1'32.817</b>	176.6	2
<b>3'55.915</b>	93 <b>Marc MARQUEZ</b>	SPA	HONDA	<b>1'32.681</b>	176.8	2
<b>4'55.758</b>	89 <b>Jorge MARTIN</b>	SPA	DUCATI	<b>1'32.031</b>	178.1	3
<b>5'26.894</b>	42 <b>Alex RINS</b>	SPA	SUZUKI	<b>1'31.993</b>	178.2	3
<b>5'27.656</b>	93 <b>Marc MARQUEZ</b>	SPA	HONDA	<b>1'31.741</b>	178.7	3
<b>5'28.590</b>	5 <b>Johann ZARCO</b>	FRA	DUCATI	<b>1'31.466</b>	179.2	3
<b>7'59.128</b>	89 <b>Jorge MARTIN</b>	SPA	DUCATI	<b>1'31.441</b>	179.2	5
<b>8'25.265</b>	72 <b>Marco BEZZECCHI</b>	ITA	DUCATI	<b>1'31.372</b>	179.4	5
<b>8'32.296</b>	93 <b>Marc MARQUEZ</b>	SPA	HONDA	<b>1'31.351</b>	179.4	5
<b>13'03.895</b>	63 <b>Francesco BAGNAIA</b>	ITA	DUCATI	<b>1'31.326</b>	179.5	8
<b>26'22.211</b>	5 <b>Johann ZARCO</b>	FRA	DUCATI	<b>1'31.138</b>	179.8	12
<b>31'31.637</b>	42 <b>Alex RINS</b>	SPA	SUZUKI	<b>1'31.088</b>	179.9	15
<b>38'58.571</b>	89 <b>Jorge MARTIN</b>	SPA	DUCATI	<b>1'30.471</b>	181.2	16
<b>43'15.898</b>	63 <b>Francesco BAGNAIA</b>	ITA	DUCATI	<b>1'30.299</b>	181.5	18
<b>45'16.472</b>	5 <b>Johann ZARCO</b>	FRA	DUCATI	<b>1'30.281</b>	181.5	19

These data/results cannot be reproduced, stored and/or transmitted in whole or in part by any manner of electronic, mechanical, photocopying, recording, broadcasting or otherwise now known or herein after developed without the previous express consent by the copyright owner, except for reproduction in daily press and regular printed publications on sale to the public within 60 days of the event related to those data/results and always provided that copyright symbol appears together as follows below.

© DORNA, 2022

Official MotoGP Timing by **TISSOT**  
www.motogp.com

**Buriram, Friday, September 30, 2022**

