

5543 m.

PETRONAS GRAND PRIX OF MALAYSIA

Free Practice Nr. 1

Classification

3

	Rider	Nation	Team	Motorcycle	Time	Lap Total	Gap	Top Speed
1	33 Brad BINDER	RSA	Red Bull KTM Factory Racing	KTM	1'59.479	18 18		330.2
2	42 Alex RINS	SPA	Team SUZUKI ECSTAR	SUZUKI	1'59.576	17 17	0.097 0.097	333.3
3	93 Marc MARQUEZ	SPA	Repsol Honda Team	HONDA	1'59.623	14 15	0.144 0.047	330.2
4	23 Enea BASTIANINI	ITA	Gresini Racing MotoGP	DUCATI	1'59.875	15 15	0.396 0.252	332.3
5	36 Joan MIR	SPA	Team SUZUKI ECSTAR	SUZUKI	1'59.951	15 16	0.472 0.076	331.2
6	89 Jorge MARTIN	SPA	Prima Pramac Racing	DUCATI	1'59.966	15 17	0.487 0.015	329.2
7	20 Fabio QUARTARARO	FRA	Monster Energy Yamaha MotoGP	YAMAHA	2'00.543	7 18	1.064 0.577	330.2
8	49 Fabio DI GIANNANTONIO	ITA	Gresini Racing MotoGP	DUCATI	2'00.552	14 15	1.073 0.009	329.2
9	10 Luca MARINI	ITA	Mooney VR46 Racing Team	DUCATI	2'00.733	10 14	1.254 0.181	329.2
10	72 Marco BEZZECCHI	ITA	Mooney VR46 Racing Team	DUCATI	2'00.767	8 13	1.288 0.034	329.2
11	63 Francesco BAGNAIA	ITA	Ducati Lenovo Team	DUCATI	2'00.770	15 15	1.291 0.003	334.3
12	21 Franco MORBIDELLI	ITA	Monster Energy Yamaha MotoGP	YAMAHA	2'00.771	6 17	1.292 0.001	326.2
13	73 Alex MARQUEZ	SPA	LCR Honda CASTROL	HONDA	2'01.015	16 16	1.536 0.244	328.2
14	43 Jack MILLER	AUS	Ducati Lenovo Team	DUCATI	2'01.034	14 15	1.555 0.019	333.3
15	5 Johann ZARCO	FRA	Prima Pramac Racing	DUCATI	2'01.048	8 16	1.569 0.014	330.2
16	44 Pol ESPARGARO	SPA	Repsol Honda Team	HONDA	2'01.200	4 15	1.721 0.152	332.3
17	88 Miguel OLIVEIRA	POR	Red Bull KTM Factory Racing	KTM	2'01.247	5 17	1.768 0.047	327.2
18	35 Cal CRUTCHLOW	GBR	WithU Yamaha RNF MotoGP Tea	YAMAHA	2'01.251	6 16	1.772 0.004	328.2
19	12 Maverick VIÑALES	SPA	Aprilia Racing	APRILIA	2'01.328	11 16	1.849 0.077	329.2
20	41 Aleix ESPARGARO	SPA	Aprilia Racing	APRILIA	2'01.654	4 5	2.175 0.326	324.3
21	87 Remy GARDNER	AUS	Tech3 KTM Factory Racing	KTM	2'01.704	16 17	2.225 0.050	323.3
22	40 Darryn BINDER	RSA	WithU Yamaha RNF MotoGP Tea	YAMAHA	2'01.831	9 10	2.352 0.127	324.3
23	25 Raul FERNANDEZ	SPA	Tech3 KTM Factory Racing	KTM	2'01.831	4 16	2.352	325.3
24	45 Tetsuta NAGASHIMA	JPN	LCR Honda IDEMITSU	HONDA	2'02.866	12 17	3.387 1.035	328.2

Practice condition: Dry

Air: 29°

Humidity: 83%

Ground: 42°

Fastest Lap:	Lap: 18	Brad BINDER	1'59.479	167 Km/h
Best Race Lap:	2019	Valentino ROSSI	1'59.661	166.7 Km/h
All Time Lap Record:	2019	Fabio QUARTARARO	1'58.303	168.6 Km/h

The results are provisional until the end of the limit for protest and appeals.

Time limit for protest expires 30' after publication of the results - Time:

These data/results cannot be reproduced, stored and/or transmitted in whole or in part by any manner of electronic, mechanical, photocopying, recording, broadcasting or otherwise now known or herein after developed without the previous express consent by the copyright owner, except for reproduction in daily press and regular printed publications on sale to the public within 60 days of the event related to those data/results and always provided that copyright symbol appears together as follows below.

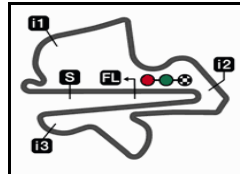
© DORNA, 2022

Official MotoGP Timing by TISSOT

www.motogp.com

Sepang, Friday, October 21, 2022





5543 m.

PETRONAS GRAND PRIX OF MALAYSIA

Free Practice Nr. 1

Top Speed & Average

4



Rider	Nation	Motorcycle	Top 5 speeds					Average	Top
63 Francesco BAGNAIA	ITA	DUCATI	334.3	333.3	333.3	332.3	330.2	332.7	334.3
42 Alex RINS	SPA	SUZUKI	333.3	331.2	330.2	330.2	330.2	330.9	333.3
43 Jack MILLER	AUS	DUCATI	333.3	331.2	331.2	329.2	329.2	330.8	333.3
23 Enea BASTIANINI	ITA	DUCATI	332.3	330.2	329.2	328.2	328.2	329.6	332.3
44 Pol ESPARGARO	SPA	HONDA	332.3	325.3	325.3	324.3	324.3	326.3	332.3
36 Joan MIR	SPA	SUZUKI	331.2	330.2	330.2	329.2	329.2	330.0	331.2
5 Johann ZARCO	FRA	DUCATI	330.2	329.2	328.2	328.2	326.2	328.4	330.2
20 Fabio QUARTARARO	FRA	YAMAHA	330.2	329.2	329.2	329.2	329.2	329.4	330.2
33 Brad BINDER	RSA	KTM	330.2	329.2	329.2	329.2	328.2	329.2	330.2
93 Marc MARQUEZ	SPA	HONDA	330.2	330.2	329.2	328.2	326.2	328.8	330.2
10 Luca MARINI	ITA	DUCATI	329.2	328.2	326.2	325.3	325.3	326.6	329.2
12 Maverick VIÑALES	SPA	APRILIA	329.2	328.2	328.2	328.2	327.2	328.2	329.2
49 Fabio DI GIANNANTONIO	ITA	DUCATI	329.2	328.2	328.2	328.2	327.2	328.0	329.2
72 Marco BEZZECCHI	ITA	DUCATI	329.2	327.2	327.2	325.3	325.3	326.8	329.2
89 Jorge MARTIN	SPA	DUCATI	329.2	328.2	328.2	327.2	326.2	327.0	329.2
35 Cal CRUTCHLOW	GBR	YAMAHA	328.2	326.2	323.3	322.3	322.3	324.1	328.2
45 Tetsuta NAGASHIMA	JPN	HONDA	328.2	326.2	325.3	325.3	324.3	325.6	328.2
73 Alex MARQUEZ	SPA	HONDA	328.2	323.3	322.3	321.4	321.4	323.0	328.2
88 Miguel OLIVEIRA	POR	KTM	327.2	326.2	325.3	324.3	324.3	325.5	327.2
21 Franco MORBIDELLI	ITA	YAMAHA	326.2	326.2	325.3	325.3	324.3	325.3	326.2
25 Raul FERNANDEZ	SPA	KTM	325.3	325.3	325.3	323.3	323.3	324.3	325.3
40 Darryn BINDER	RSA	YAMAHA	324.3	324.3	319.5	319.5	319.5	321.4	324.3
41 Aleix ESPARGARO	SPA	APRILIA	324.3	323.3	172.8			273.5	324.3
87 Remy GARDNER	AUS	KTM	323.3	322.3	322.3	321.4	321.4	322.1	323.3

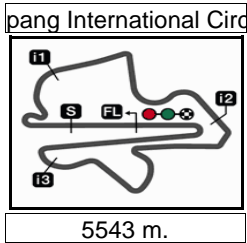
These data/results cannot be reproduced, stored and/or transmitted in whole or in part by any manner of electronic, mechanical, photocopying, recording, broadcasting or otherwise now known or herein after developed without the previous express consent by the copyright owner, except for reproduction in daily press and regular printed publications on sale to the public within 60 days of the event related to those data/results and always provided that copyright symbol appears together as follows below.

© DORNA, 2022

Official MotoGP Timing by TISSOT
www.motogp.com



Sepang, Friday, October 21, 2022



PETRONAS GRAND PRIX OF MALAYSIA
Free Practice Nr. 1
Chronological Analysis of Performances

5

* Lap / Sector time cancelled T1 Time from finish line to 1st intermediate T3 Time from 2nd intermed. to 3rd intermed.
P Crossing the finish line in pit lane T2 Time from 1st intermed. to 2nd intermed. T4 Time from 3rd intermediate to finish line
**Tyre data subject to further updates

Lap	Lap Time	T1	T2	T3	T4	Speed	Lap	Lap Time	T1	T2	T3	T4	Speed	
1st	33	Brad BINDER KTM RSA						13	2'20.221 P	27.364	30.416	40.395	42.046	319.5
		Red Bull KTM Factory Racing						Run #	3	Front Tyre	Slick-Medium	Rear Tyre	Slick-Soft	
		Runs=1	Total laps=18	Full laps=14					New Tyre	New Tyre	New Tyre			
Run #	1	Front Tyre	Slick-Soft	Rear Tyre	Slick-Medium									
		New Tyre		New Tyre										
1	2'47.404	27.237	30.616	48.502	31.366		14	6'15.617	27.197	28.784	38.579	30.529		
2	2'03.200	25.757	28.414	38.302	30.727	313.0	15	2'00.245	24.902	27.677	37.429	30.237	333.3	
3	2'06.385 *	29.422*	28.105	38.212	30.646	316.7	16	1'59.997	24.978	27.568	37.192	30.259	328.2	
4	2'02.818	26.449	27.946	37.871	30.552	322.3	17	1'59.576	24.779	27.472	37.079	30.246	330.2	
5	2'02.457	25.305	27.976	38.052	31.124	321.4								
6	2'17.723	32.474	28.153	45.398	31.698	329.2								
7	2'01.548	25.274	27.908	37.639	30.727	326.2								
8	2'06.770	25.268	27.942	42.254	31.306	324.3								
9	2'01.446	25.458	27.708	37.616	30.664	325.3								
10	2'01.870	25.233	27.987	37.906	30.744	328.2								
11	2'05.540	25.277	31.525	38.012	30.726	327.2								
12	2'02.031	25.489	27.965	37.868	30.709	327.2								
13	2'11.300	33.966	28.724	37.947	30.663	329.2								
14	2'01.626	25.246	27.854	37.811	30.715	327.2								
15	2'26.151 P	31.788	31.640	39.886	42.837	320.4								
Run #	2	Front Tyre	Slick-Soft	Rear Tyre	Slick-Medium									
		New Tyre		New Tyre										
16	9'01.530	30.311	30.521	38.616	30.530									
17	1'59.990	24.991	27.355	37.334	30.310	330.2								
18	1'59.479	24.801	27.287	37.078	30.313	329.2								
3rd	93	Marc MARQUEZ HONDA SPA												
		Repsol Honda Team												
		Runs=2	Total laps=15	Full laps=9										
Run #	1	Front Tyre	Slick-Soft	Rear Tyre	Slick-Medium									
		New Tyre		New Tyre										
1	2'20.689	28.161	29.899	39.600	31.076									
2	2'02.026	25.451	28.090	37.909	30.576	324.3								
3	2'05.149	28.642	28.367	37.582	30.558	328.2								
4	2'00.709	25.021	27.626	37.364	30.698	322.3								
5	2'02.475	25.805	28.256	37.744	30.670	305.9								
6	2'11.362 P	25.121	27.808	37.902	40.531	324.3								
Run #	2	Front Tyre	Slick-Soft	Rear Tyre	Slick-Medium									
		6 Laps at start		6 Laps at start										
7	9'49.641	26.541	29.329	40.833	30.982									
8	2'04.598	25.582	29.359	38.114	31.543	324.3								
9	2'02.005	25.381	28.202	37.862	30.560	325.3								
10	2'01.882	25.246	28.025	37.962	30.649	326.2								
11	2'01.647 *	25.249	27.993*	37.711	30.694	329.2								
12	2'17.174 P	27.379	30.548	40.037	39.210	318.5								
Run #	3	Front Tyre	Slick-Medium	Rear Tyre	Slick-Soft									
		New Tyre		New Tyre										
13	8'19.275	31.444	30.376	38.039	30.592									
14	1'59.623	24.901	27.444	37.067	30.211	330.2								
15	1'59.975	24.829	27.486	37.191	30.469	330.2								
4th	23	Enea BASTIANINI DUCATI ITA												
		Gresini Racing MotoGP												
		Runs=2	Total laps=15	Full laps=8										
Run #	1	Front Tyre	Slick-Medium	Rear Tyre	Slick-Soft									
		New Tyre		New Tyre										
1	2'49.841	26.441	29.648	39.334	30.913									
2	2'02.393	25.333	28.286	38.057	30.717	330.2								
3	2'05.762 *	28.208*	28.384	38.314	30.856	313.0								
4	2'00.949	25.036	27.879	37.612	30.422	328.2								
5	2'07.951	30.814	28.562	37.839	30.736	318.5								
6	2'00.703	25.113	27.707	37.488	30.395	326.2								
7	2'17.225 P	26.981	32.923	38.276	39.045	309.4								

Fastest Lap: Brad BINDER Red Bull KTM Factory RSA **1'59.479** 24.801 27.287 37.078 30.313

These data/results cannot be reproduced, stored and/or transmitted in whole or in part by any manner of electronic, mechanical, photocopying, recording, broadcasting or otherwise now known or herein after developed without the previous express consent by the copyright owner, except for reproduction in daily press and regular printed publications on sale to the public within 60 days of the event related to those data/results and always provided that copyright symbol appears together as follows below.
© DORNA, 2022



Free Practice Nr. 1

MotoGP

Lap	Lap Time	T1	T2	T3	T4	Speed	Lap	Lap Time	T1	T2	T3	T4	Speed
Run # 2	Front Tyre	Slick-Medium	Rear Tyre	Slick-Medium									
		7 Laps at start		7 Laps at start									
8	10'07.295	25.382	28.420	38.370	30.644								
9	2'01.165	25.070	27.878	37.745	30.472	325.3							
10	2'01.043	24.994	27.962	37.627	30.460	329.2							
11	2'01.131 *	24.937	27.840*	37.769	30.585	328.2							
12	2'12.147 P	26.419	28.211	38.060	39.457	305.0							
Run # 3	Front Tyre	Slick-Soft	Rear Tyre	Slick-Soft									
		New Tyre		New Tyre									
13	7'15.742	25.256	28.484	37.947	30.628								
14	2'00.482	24.908	<u>27.494</u>	37.460	30.620	322.3							
15	<u>1'59.875</u>	<u>24.788</u>	27.494	<u>37.396</u>	<u>30.197</u>	<u>332.3</u>							
Run # 1	Front Tyre	Slick-Soft	Rear Tyre	Slick-Hard									
		New Tyre		New Tyre									
1	2'27.608	27.175	29.723	39.169	31.353								
2	2'03.481	25.495	28.394	38.940	30.652	314.8							
3	2'01.735	25.212	27.999	37.925	30.599	315.7							
4	2'01.216	25.183	27.756	37.626	30.651	315.7							
5	2'04.980	25.168	27.855	41.096	30.861	320.4							
6	2'01.124	25.188	27.780	37.636	30.520	319.5							
7	2'00.842	25.088	27.637	37.659	30.458	329.2							
8	2'21.793 P	27.914	30.017	39.931	43.931	321.4							
Run # 2	Front Tyre	Slick-Soft	Rear Tyre	Slick-Hard									
		8 Laps at start		8 Laps at start									
9	8'51.753	25.665	28.710	38.576	30.818								
10	2'02.031	25.147	27.780	38.446	30.658	330.2							
11	2'01.472	25.055	27.906	37.777	30.734	326.2							
12	2'18.208 P	25.144	27.902	43.415	41.747	328.2							
Run # 3	Front Tyre	Slick-Medium	Rear Tyre	Slick-Medium									
		New Tyre		New Tyre									
13	8'10.085	25.513	28.176	37.861	30.561								
14	2'00.229	24.993	27.589	37.398	<u>30.249</u>	329.2							
15	<u>1'59.951</u>	<u>24.774</u>	<u>27.499</u>	<u>37.371</u>	30.307	330.2							
16	2'00.507	24.807	27.541	37.699	30.460	<u>331.2</u>							
Run # 1	Front Tyre	Slick-Soft	Rear Tyre	Slick-Medium									
		New Tyre		New Tyre									
1	3'11.599	26.838	30.406	44.072	31.826								
2	2'04.233	25.673	28.554	38.630	31.376	313.0							
3	2'03.097 *	25.653*	28.344	38.120	30.980	306.8							
4	2'02.932	25.866	28.172	38.068	30.826	328.2							
5	2'06.706	25.908	28.188	41.414	31.196	<u>329.2</u>							
6	2'02.546	25.304	28.190	37.971	31.081	322.3							
7	2'02.107	25.208	28.062	37.960	30.877	325.3							
8	2'20.191 P	27.719	31.298	39.380	41.794	321.4							
Run # 2	Front Tyre	Slick-Soft	Rear Tyre	Slick-Medium									
		8 Laps at start		8 Laps at start									
9	11'32.007	25.346	28.838	38.644	31.151								
10	2'03.272 *	25.155	28.385*	38.422	31.310	326.2							
11	2'11.294 P	25.275	28.110	37.949	39.960	328.2							
Run # 1	Front Tyre	Slick-Soft	Rear Tyre	Slick-Medium									
		New Tyre		New Tyre									
1	3'23.698	25.936	29.587	39.603	31.304								
2	2'01.895	25.300	28.071	37.935	30.589	321.4							
3	2'01.029 *	25.113*	27.650	37.599	30.667	326.2							
4	2'00.579	24.894	27.618	37.568	<u>30.499</u>	327.2							
5	2'10.139	31.726	28.744	38.366	31.303	<u>330.2</u>							
6	2'00.671	24.935	<u>27.599</u>	37.534	30.603	325.3							
7	<u>2'00.543</u>	24.865	27.605	37.488	30.585	327.2							
8	2'00.674	25.103	27.623	<u>37.432</u>	30.516	329.2							
9	2'06.881	<u>24.852</u>	29.366	41.444	31.219	328.2							
10	2'09.494 P	24.992	27.888	37.560	39.054	328.2							
Run # 2	Front Tyre	Slick-Soft	Rear Tyre	Slick-Medium									
		10 Laps at start		10 Laps at start									
11	10'34.564	26.844	29.153	38.563	31.051								
12	2'01.584	25.281	27.920	37.733	30.650	329.2							
13	2'01.100	25.028	27.775	37.662	30.635	324.3							
14	2'01.278	25.107	27.852	37.704	30.615	329.2							
15	2'01.250	24.951	27.824	37.775	30.700	329.2							
16	2'10.770	25.035	27.831	46.752	31.152	324.3							
17	2'01.519	25.105	27.957	37.707	30.750	328.2							
18	2'09.121	31.458	28.462	37.791	31.410	329.2							
Run # 1	Front Tyre	Slick-Soft	Rear Tyre	Slick-Medium									
		New Tyre		New Tyre									
1	3'11.599	26.838	30.406	44.072	31.826								
2	2'04.233	25.673	28.554	38.630	31.376	313.0							
3	2'03.097 *	25.653*	28.344	38.120	30.980	306.8							
4	2'02.932	25.866	28.172	38.068	30.826	328.2							
5	2'06.706	25.908	28.188	41.414	31.196	<u>329.2</u>							
6	2'02.546	25.304	28.190	37.971	31.081	322.3							
7	2'02.107	25.208	28.062	37.960	30.877	325.3							
8	2'20.191 P	27.719	31.298	39.380	41.794	321.4							
Run # 2	Front Tyre	Slick-Soft	Rear Tyre	Slick-Medium									
		8 Laps at start		8 Laps at start									
9	11'32.007	25.346	28.838	38.644	31.151								
10	2'03.272 *	25.155	28.385*	38.422	31.310	326.2							
11	2'11.294 P	25.275	28.110	37.949	39.960	328.2							

Fastest Lap: Brad BINDER Red Bull KTM Factory RSA **1'59.479** 24.801 27.287 37.078 30.313

These data/results cannot be reproduced, stored and/or transmitted in whole or in part by any manner of electronic, mechanical, photocopying, recording, broadcasting or otherwise now known or herein after developed without the previous express consent by the copyright owner, except for reproduction in daily press and regular printed publications on sale to the public within 60 days of the event related to those data/results and always provided that copyright symbol appears together as follows below.
© DORNA, 2022

Official MotoGP Timing by TISSOT
www.motogp.com

Sepang, Friday, October 21, 2022

Page 2 of 6



Free Practice Nr. 1

MotoGP

Lap	Lap Time	T1	T2	T3	T4	Speed	Lap	Lap Time	T1	T2	T3	T4	Speed
Run # 3	Front Tyre Slick-Medium New Tyre	Rear Tyre Slick-Soft New Tyre											
12	6'21.619	26.034	29.084	38.670	30.993								
13	2'00.895	24.983	27.828	37.534	30.550	327.2							
14	2'00.552	24.864	27.806	37.394	30.488	327.2							
15	2'00.707	24.837	27.762	37.575	30.533	328.2							
9th 10	Luca MARINI	DUCATI	ITA										
	Mooney VR46 Racing Team												
	Runs=2	Total laps=14	Full laps=8										
Run # 1	Front Tyre Slick-Soft New Tyre	Rear Tyre Slick-Medium New Tyre											
1	2'46.248	25.849	29.957	39.025	31.139								
2	2'02.955	25.775	28.316	37.953	30.911	329.2							
3	2'04.026 *	27.180*	28.254	37.937	30.655	308.5							
4	2'01.682	25.316	28.088	37.560	30.718	317.6							
5	2'12.723	25.097	27.906	43.140	36.580	325.3							
6	2'09.661 P	25.192	27.617	37.329	39.523	316.7							
Run # 2	Front Tyre Slick-Soft 6 Laps at start	Rear Tyre Slick-Medium 6 Laps at start											
7	9'38.521	26.370	29.127	38.750	31.515								
8	2'01.867	25.408	27.945	37.758	30.756	322.3							
9	2'01.239	25.004	27.958	37.621	30.656	325.3							
10	2'00.733	25.001	27.750	37.461	30.521	324.3							
11	2'16.122 P	25.003	27.806*	37.582	45.731	325.3							
Run # 3	Front Tyre Slick-Medium New Tyre	Rear Tyre Slick-Medium 11 Laps at start											
12	9'45.861	25.100	28.668	38.165	30.802								
13	2'01.222	25.166	27.893	37.594	30.569	326.2							
14	2'01.345	25.005	27.752	37.817	30.771	328.2							
10th 72	Marco BEZZECCHI	DUCATI	ITA										
	Mooney VR46 Racing Team												
	Runs=2	Total laps=14	Full laps=10										
Run # 1	Front Tyre Slick-Soft New Tyre	Rear Tyre Slick-Medium New Tyre											
1	2'25.498	27.093	29.743	39.207	31.258								
2	2'02.458	25.500	28.389	37.985	30.584	320.4							
	unfinished					327.2							
Run # 2	Front Tyre Slick-Soft New Tyre	Rear Tyre Slick-Medium New Tyre											
3	2'05.684 *	25.811*	29.764	39.139	30.970								
4	2'02.120	25.396	28.092	37.970	30.662	321.4							
5	2'01.586	25.110	28.103	37.629	30.744	324.3							
6	2'01.027	25.149	27.836	37.473	30.569	327.2							
7	2'01.170	25.060	27.866	37.725	30.519	325.3							
8	2'00.767	25.046	27.856	37.439	30.426	323.3							
9	2'12.448 P	25.343	28.139	38.799	40.167	325.3							
Run # 3	Front Tyre Slick-Soft 7 Laps at start	Rear Tyre Slick-Medium 7 Laps at start											
10	9'31.962	30.211	30.462	38.456	30.947								
11	2'01.453	25.185	27.750	37.844	30.674	319.5							
12	2'01.246	25.300	27.680	37.608	30.658	310.3							
13	2'01.185	25.222	27.648	37.784	30.531	329.2							
11th 63	Francesco BAGNAIA	DUCATI	ITA										
	Ducati Lenovo Team												
	Runs=2	Total laps=15	Full laps=8										
Run # 1	Front Tyre Slick-Soft New Tyre	Rear Tyre Slick-Medium New Tyre											
1	3'11.343	26.508	30.551	44.119	31.730								
2	2'04.072	25.723	28.319	38.767	31.263	322.3							
3	2'02.772 *	25.632*	28.260	38.194	30.686	324.3							
4	2'07.895	31.032	28.417	37.881	30.565	334.3							
5	2'01.310	25.204	27.870	37.697	30.539	325.3							
6	2'01.239	25.196	27.868	37.656	30.519	328.2							
7	2'00.961	25.092	27.808	37.534	30.527	332.3							
8	2'18.646 P	26.652	29.606	40.360	42.028	326.2							
Run # 2	Front Tyre Slick-Soft 8 Laps at start	Rear Tyre Slick-Medium 8 Laps at start											
9	11'36.221	26.195	29.803	38.931	31.029								
10	2'03.839 *	25.406	28.985*	38.261	31.187	328.2							
11	2'05.974	25.315	27.909	39.998	32.752	329.2							
12	2'09.792 P	25.136	27.920	37.887	38.849	330.2							
Run # 3	Front Tyre Slick-Soft 12 Laps at start	Rear Tyre Slick-Medium 12 Laps at start											
13	5'32.274	35.343	29.302	38.032	30.495								
14	2'00.889	25.109	27.770	37.525	30.485	333.3							
15	2'00.770	24.982	27.701	37.685	30.402	333.3							
12th 21	Franco MORBIDELLI	YAMAHA	ITA										
	Monster Energy Yamaha MotoGP												
	Runs=1	Total laps=17	Full laps=13										
Run # 1	Front Tyre Slick-Soft New Tyre	Rear Tyre Slick-Medium New Tyre											
1	2'14.530	26.868	29.929	39.392	31.257								
2	2'02.605	25.461	28.468	38.009	30.667	319.5							
3	2'01.654	25.294	27.970	37.858	30.532	316.7							
4	2'03.384	25.139	27.870	37.521	32.854	325.3							
5	2'01.195	25.230	27.791	37.567	30.607	322.3							
6	2'00.771	24.914	27.781	37.539	30.537	322.3							
7	2'14.344 *	27.718	32.210	40.551*	33.865	325.3							
8	2'01.025	24.952	27.864	37.538	30.671	326.2							
9	2'20.705 P	27.438	32.439	39.913	40.915	322.3							
Run # 2	Front Tyre Slick-Soft New Tyre	Rear Tyre Slick-Medium 9 Laps at start											
10	12'58.178 *	28.078	29.177*	39.427	30.704								
11	2'02.068	25.022	28.911	37.632	30.503	323.3							
12	2'01.197	24.960	27.899	37.634	30.704	324.3							
13	2'01.490	25.038	27.965	37.754	30.733	324.3							
14	2'01.481	25.061	27.970	37.744	30.706	323.3							
15	2'01.803	25.097	28.056	37.821	30.829	322.3							
16	2'23.382	32.179	39.322	40.504	31.377	304.2							
17	2'02.043	25.257	28.082	37.845	30.859	326.2							
13th 73	Alex MARQUEZ	HONDA	SPA										
	LCR Honda CASTROL												
	Runs=2	Total laps=16	Full laps=10										
Run # 1	Front Tyre Slick-Soft New Tyre	Rear Tyre Slick-Medium New Tyre											
1	2'21.309	26.306	29.779	39.607	31.377								

Fastest Lap: Brad BINDER Red Bull KTM Factory RSA **1'59.479** 24.801 27.287 37.078 30.313

These data/results cannot be reproduced, stored and/or transmitted in whole or in part by any manner of electronic, mechanical, photocopying, recording, broadcasting or otherwise now known or herein after developed without the previous express consent by the copyright owner, except for reproduction in daily press and regular printed publications on sale to the public within 60 days of the event related to those data/results and always provided that copyright symbol appears together as follows below.
© DORNA, 2022

Official MotoGP Timing by TISSOT
www.motogp.com

Sepang, Friday, October 21, 2022

Page 3 of 6



Free Practice Nr. 1

MotoGP

Lap	Lap Time	T1	T2	T3	T4	Speed	Lap	Lap Time	T1	T2	T3	T4	Speed
2	2'02.701	25.533	28.279	38.206	30.683	322.3	Run # 2	Front Tyre Slick-Soft	Rear Tyre Slick-Medium				
3	2'02.233	25.662	28.095	37.839	30.637	323.3	5 Laps at start						5 Laps at start
4	2'02.288	25.611	28.046	37.760	30.871	313.9	6	8'13.213	27.025	33.033	38.613	30.641	
5	2'01.853	25.321	27.973	37.780	30.779	311.2	7	2'01.411	25.187	27.923	37.787	30.514	322.3
6	2'02.186	25.381	28.089	37.888	30.828	321.4	8	2'01.048	25.083	27.923	37.392	30.650	326.2
7	2'17.457 P	26.860	28.664	39.883	42.050	309.4	9	2'01.625	25.101	27.823	37.859	30.842	325.3
Run # 2	Front Tyre Slick-Soft	Rear Tyre Slick-Medium					10	2'01.355	25.084	27.893	37.759	30.619	323.3
7 Laps at start						7 Laps at start	11	2'18.555 P	28.474	30.826	39.288	39.967	316.7
8	7'45.013	26.515	29.113	39.031	31.065		Run # 3	Front Tyre Slick-Soft	Rear Tyre Slick-Medium				
9	2'03.308	25.604	28.791	38.043	30.870	320.4	11 Laps at start						11 Laps at start
10	2'02.376	25.471	28.210	37.865	30.830	321.4	12	8'19.380	26.221	28.816	38.262	30.657	
11	2'02.224	25.449	28.122	37.887	30.766	317.6	13	2'01.286	24.984	27.960	37.810	30.532	328.2
12	2'02.504 *	25.491	28.218*	37.891	30.904	318.5	14	2'03.915	25.803	28.493	38.861	30.758	330.2
13	2'11.092 P	25.511	28.236	38.101	39.244	321.4	15	2'01.289	25.163	27.986	37.673	30.467	329.2
Run # 3	Front Tyre Slick-Medium	Rear Tyre Slick-Soft					16	2'01.210	25.036	27.828	37.842	30.504	328.2
New Tyre						New Tyre	16th 44 Poi ESPARGARO HONDA SPA						
14	8'07.369	25.165	34.404	41.121	41.070		Repsol Honda Team						
15	2'02.259	25.525	27.943	38.048	30.743	318.5	Runs=3	Total laps=15	Full laps=7				
16	2'01.015	25.142	27.720	37.533	30.620	328.2	Run # 1	Front Tyre Slick-Soft	Rear Tyre Slick-Medium				
New Tyre						New Tyre	14th 43 Jack MILLER DUCATI AUS						
Ducati Lenovo Team						Runs=2 Total laps=15 Full laps=10							
Run # 1	Front Tyre Slick-Soft	Rear Tyre Slick-Medium					1	2'42.321	25.433	28.973	41.456	31.012	
New Tyre						New Tyre	2	2'06.069	25.220	28.055	42.371	30.423	325.3
1	2'28.066	25.716	29.516	39.417	30.992		3	2'06.091 *	28.390*	28.354	38.243	31.104	309.4
2	2'02.649	25.411	28.361	38.333	30.544	313.9	4	2'01.200	25.176	27.795	37.837	30.392	324.3
3	2'01.661	25.186	28.038	37.915	30.522	326.2	5	2'08.348	25.246	27.892	40.560	34.650	304.2
4	2'04.174	25.152	27.875	40.552	30.595	327.2	6	2'17.514 P	30.796	29.106	38.579	39.033	323.3
5	2'01.167	25.130	27.773	37.655	30.609	331.2	Run # 2	Front Tyre Slick-Soft	Rear Tyre Slick-Medium				
6	2'10.653	29.101	30.859	39.456	31.237	328.2	6 Laps at start						6 Laps at start
7	2'10.877 P	25.108	27.792	38.039	39.938	329.2	7	8'37.279	26.049	29.123	38.806	31.148	
Run # 2	Front Tyre Slick-Soft	Rear Tyre Slick-Medium					8	2'04.011	25.306	27.997	39.403	31.305	324.3
7 Laps at start						7 Laps at start	9	2'01.299	25.146	27.841	37.768	30.544	323.3
8	10'48.393	31.951	29.344	39.285	30.927		10	2'09.257	25.116	28.020	44.233	31.888	323.3
9	2'02.018	25.308	28.003	38.018	30.689	325.3	11	2'04.763 *	25.233	28.805*	39.370	31.355	325.3
10	2'01.829	25.220	28.083	37.921	30.605	331.2	12	2'11.762 P	25.182	27.945	39.674	38.961	323.3
11	2'27.145 P	25.198	31.671*	46.712	43.564	326.2	Run # 3	Front Tyre Slick-Medium	Rear Tyre Slick-Medium				
Run # 3	Front Tyre Slick-Soft	Rear Tyre Slick-Medium					New Tyre						New Tyre
11 Laps at start						11 Laps at start	13	8'32.146	25.990	34.705	40.996	40.052	
12	7'39.220	29.303	29.083	38.516	30.660		14	2'02.787	25.223	28.217	38.781	30.566	320.4
13	2'09.975	25.133	34.169	40.067	30.606	329.2	15	2'20.746 P	27.328	30.833	42.751	39.834	332.3
14	2'01.034	25.152	27.732	37.652	30.498	327.2	17th 88 Miguel OLIVEIRA KTM POR						
15	2'23.895	31.091	32.426	46.959	33.419	333.3	Red Bull KTM Factory Racing						
Runs=1 Total laps=17 Full laps=13						Run # 1	Front Tyre Slick-Medium	Rear Tyre Slick-Medium					
Prima Pramac Racing						New Tyre						New Tyre	
1	3'02.978	27.045	29.958	39.978	31.432		1	3'02.978	27.045	29.958	39.978	31.432	
2	2'02.879	25.841	28.235	38.243	30.560	310.3	2	2'02.879	25.841	28.235	38.243	30.560	310.3
3	2'02.113 *	25.689*	27.933	37.861	30.630	307.6	3	2'02.113 *	25.689*	27.933	37.861	30.630	307.6
4	2'05.979	25.369	27.816	39.997	32.797	313.9	4	2'05.979	25.369	27.816	39.997	32.797	313.9
5	2'01.247	25.199	27.780	37.792	30.476	313.9	5	2'01.247	25.199	27.780	37.792	30.476	313.9
6	2'03.823	25.316	27.774	39.601	31.132	318.5	6	2'03.823	25.316	27.774	39.601	31.132	318.5
7	2'01.498	25.150	27.828	37.908	30.612	327.2	7	2'01.498	25.150	27.828	37.908	30.612	327.2
8	2'06.835	25.276	30.973	39.623	30.963	325.3	8	2'06.835	25.276	30.973	39.623	30.963	325.3
9	2'12.351 P	25.249	27.898	38.183	41.021	321.4	9	2'12.351 P	25.249	27.898	38.183	41.021	321.4

Fastest Lap: Brad BINDER Red Bull KTM Factory RSA **1'59.479** 24.801 27.287 37.078 30.313

These data/results cannot be reproduced, stored and/or transmitted in whole or in part by any manner of electronic, mechanical, photocopying, recording, broadcasting or otherwise now known or herein after developed without the previous express consent by the copyright owner, except for reproduction in daily press and regular printed publications on sale to the public within 60 days of the event related to those data/results and always provided that copyright symbol appears together as follows below.
© DORNA, 2022

Official MotoGP Timing by TISSOT
www.motogp.com



Sepang, Friday, October 21, 2022

Page 4 of 6

Free Practice Nr. 1

MotoGP

Lap	Lap Time	T1	T2	T3	T4	Speed	Lap	Lap Time	T1	T2	T3	T4	Speed					
Run # 2	Front Tyre	Slick-Medium	Rear Tyre	Slick-Medium														
9 Laps at start				9 Laps at start														
10	11'17.050	*	25.927	29.479*	39.331	31.112	13	2'14.232	P	28.977	28.108	37.793	39.354	329.2				
11	2'02.383		25.496	28.126	38.031	30.730	324.3	Run # 3	Front Tyre	Slick-Soft	Rear Tyre	Slick-Medium						
12	2'02.294		25.355	28.157	38.087	30.695	323.3	13 Laps at start				13 Laps at start						
13	2'05.934		25.356	28.062	40.926	31.590	324.3	14	8'50.555		30.398	30.231	37.939	30.632				
14	2'02.114		25.275	28.013	38.002	30.824	323.3	15	2'04.502		25.217	28.084	40.181	31.020	326.2			
15	2'02.330		25.207	28.081	38.272	30.770	326.2	16	2'05.123		25.436	30.815	37.920	30.952	324.3			
16	2'11.300		31.764	29.787	38.750	30.999	295.0							20th	41	Aleix ESPARGARO	APRILIA	SPA
17	2'02.423		25.262	28.136	38.290	30.735	322.3							Aprilia Racing				
						Runs=3			Total laps=6			Full laps=3						

18th 35 Cal CRUTCHLOW YAMAHA GBR
WithU Yamaha RNF MotoGP Team

Runs=2 Total laps=16 Full laps=9

Run #	1	Front Tyre	Slick-Soft	Rear Tyre	Slick-Medium	Speed	
			New Tyre		New Tyre		
1	2'50.410	27.279	30.437	39.429	30.699		
2	2'02.409	25.586	28.009	38.085	30.729	326.2	
3	2'09.942	*	29.457*	28.737	40.993	30.755	300.8
4	2'01.360	25.272	27.776	37.687	30.625	317.6	
5	2'01.523	25.195	27.889	37.886	30.553	318.5	
6	2'01.251	25.226	27.815	37.738	30.472	315.7	
7	2'21.576	P	27.946	33.699	39.437	40.494	322.3

Run #	2	Front Tyre	Slick-Soft	Rear Tyre	Slick-Medium	Speed	
			7 Laps at start		7 Laps at start		
8	9'10.686	28.912	34.068	38.482	33.094		
9	2'02.792	25.280	28.414	38.503	30.595	322.3	
10	2'01.351	25.275	27.836	37.632	30.608	328.2	
11	2'05.988	*	25.332	28.870*	38.430	33.356	312.1
12	2'09.441	P	25.354	27.928	37.721	38.438	320.4

Run #	3	Front Tyre	Slick-Soft	Rear Tyre	Slick-Medium	Speed
			12 Laps at start		12 Laps at start	
13	7'37.180	24.672	31.229	39.275	33.161	
14	2'10.771	25.266	28.005	46.534	30.966	314.8
15	2'01.626	25.211	27.878	37.827	30.710	323.3
16	2'02.243	25.350	28.114	38.095	30.684	322.3

19th 12 Maverick VIÑALES APRILIA SPA
Aprilia Racing

Runs=2 Total laps=16 Full laps=9

Run #	1	Front Tyre	Slick-Soft	Rear Tyre	Slick-Medium	Speed	
			New Tyre		New Tyre		
1	3'06.704	25.516	29.195	39.059	30.993		
2	2'02.176	25.392	28.091	37.943	30.750	327.2	
3	2'02.974	*	25.517*	27.997	38.692	30.768	306.8
4	2'01.604	25.193	27.933	37.810	30.668	328.2	
5	2'15.049	P	25.163	29.857	39.066	40.963	326.2

Run #	2	Front Tyre	Slick-Soft	Rear Tyre	Slick-Medium	Speed	
			5 Laps at start		5 Laps at start		
6	6'21.217	25.099	28.695	38.226	30.849		
7	2'01.660	25.211	28.031	37.692	30.726	324.3	
8	2'01.542	25.183	27.913	37.677	30.769	325.3	
9	2'13.504	25.132	27.796	37.511	43.065	325.3	
10	2'01.698	25.185	27.952	37.882	30.679	323.3	
11	2'01.328	25.150	27.881	37.548	30.749	328.2	
12	2'03.199	*	24.998	28.042*	37.703	32.456	328.2

21st 87 Remy GARDNER KTM AUS
Tech3 KTM Factory Racing

Runs=1 Total laps=17 Full laps=13

Run #	1	Front Tyre	Slick-Soft	Rear Tyre	Slick-Medium	Speed	
			New Tyre		New Tyre		
1	2'42.399	26.790	30.376	40.348	40.018		
2	2'06.922	25.735	28.303	38.279	34.605	315.7	
3	2'03.960	*	25.849*	28.327	38.582	31.202	303.3
4	2'02.196	25.641	27.966	37.656	30.933	312.1	
5	2'06.539	25.283	27.858	38.024	35.374	317.6	
6	2'18.358	32.439	28.331	38.852	38.736	315.7	
7	2'01.786	25.396	27.855	37.766	30.769	317.6	
8	2'02.045	25.278	27.883	37.773	31.111	315.7	
9	2'09.863	29.792	28.445	39.026	32.600	321.4	
10	2'17.326	P	25.342	27.955	40.924	43.105	316.7

22nd 40 Darryn BINDER YAMAHA RSA
WithU Yamaha RNF MotoGP Team

Runs=2 Total laps=11 Full laps=6

Run #	1	Front Tyre	Slick-Soft	Rear Tyre	Slick-Medium	Speed
			New Tyre		New Tyre	
11	11'43.179	29.046	30.252	43.772	42.131	
12	2'02.937	25.764	28.146	38.045	30.982	310.3
13	2'26.181	25.400	27.994	40.872	51.915	322.3
14	2'05.758	25.305	27.866	38.084	34.503	321.4
15	2'12.580	27.029	32.116	39.466	33.969	323.3
16	2'01.704	25.352	27.930	37.733	30.689	317.6
17	2'01.964	25.310	27.995	37.854	30.805	322.3

22nd 40 Darryn BINDER YAMAHA RSA
WithU Yamaha RNF MotoGP Team

Runs=2 Total laps=11 Full laps=6

Run #	1	Front Tyre	Slick-Soft	Rear Tyre	Slick-Hard	Speed	
			New Tyre		New Tyre		
1	2'34.852	25.504	29.919	40.277	31.639		
2	2'05.705	26.156	28.984	39.274	31.291	319.5	
3	2'05.197	*	26.210*	28.906	38.839	31.242	305.9

Fastest Lap: Brad BINDER Red Bull KTM Factory RSA **1'59.479** 24.801 27.287 37.078 30.313

These data/results cannot be reproduced, stored and/or transmitted in whole or in part by any manner of electronic, mechanical, photocopying, recording, broadcasting or otherwise now known or herein after developed without the previous express consent by the copyright owner, except for reproduction in daily press and regular printed publications on sale to the public within 60 days of the event related to those data/results and always provided that copyright symbol appears together as follows below.
© DORNA, 2022



Free Practice Nr. 1

MotoGP

Lap	Lap Time	T1	T2	T3	T4	Speed	Lap	Lap Time	T1	T2	T3	T4	Speed
4	2'12.244	25.719	29.127	40.034	37.364	324.3	13	2'19.215 P	27.525	29.471	39.860	42.359	324.3
5	2'44.256 P	26.829	33.820	54.078	49.529	300.8	Run # 3	Front Tyre	Slick-Soft	Rear Tyre	Slick-Medium	13 Laps at start	13 Laps at start
Run # 2	Front Tyre	Slick-Soft	Rear Tyre	Slick-Medium	New Tyre	New Tyre	14	5'58.994	24.415	28.396	39.116	35.619	
6	7'52.548	31.788	29.991	38.981	30.850		15	2'07.442	25.564	28.264	40.799	32.815	313.0
7	2'02.467	25.302	28.168	38.420	30.577	318.5	16	2'03.132	25.528	28.288	38.326	30.990	321.4
8	2'02.017	25.278	28.100	37.956	30.683	324.3	17	2'07.207	25.314	28.191	42.427	31.275	328.2
9	2'01.831	25.243	28.116	37.864	30.608	313.9							
10	2'10.151	25.472	28.451	45.384	30.844	319.5							
	unfinished	25.249				319.5							

23rd 25 **Raul FERNANDEZ** KTM SPA
Tech3 KTM Factory Racing

Runs=2 Total laps=16 Full laps=10

Run #	1	Front Tyre	Slick-Medium	Rear Tyre	Slick-Medium	
		New Tyre	New Tyre	New Tyre	New Tyre	
1	2'43.506	26.310	29.276	39.222	31.409	
2	2'12.422	25.853	28.043	47.455	31.071	306.8
3	2'03.224 *	25.958*	28.170	38.348	30.748	299.1
4	2'01.831	25.271	27.969	38.070	30.521	313.9
5	2'02.035	25.461	28.070	37.903	30.601	312.1
6	2'22.499 P	31.494	29.667	38.679	42.659	316.7
Run # 2	Front Tyre	Slick-Medium	Rear Tyre	Slick-Medium	6 Laps at start	6 Laps at start
7	8'47.941	26.298	28.959	38.827	31.113	
8	2'02.683	25.528	28.207	38.128	30.820	319.5
9	2'02.158	25.394	28.102	37.979	30.683	325.3
10	2'02.365	25.465	28.135	37.962	30.803	323.3
11	2'16.857 P	25.334	28.104*	40.731	42.688	325.3
Run # 3	Front Tyre	Slick-Medium	Rear Tyre	Slick-Medium	11 Laps at start	11 Laps at start
12	7'33.637	26.506	29.175	38.733	31.051	
13	2'02.910	25.690	28.207	38.164	30.849	322.3
14	2'02.632	25.498	28.201	38.082	30.851	323.3
15	2'11.547	25.376	34.614	40.093	31.464	325.3
16	2'02.447	25.436	28.148	38.017	30.846	323.3

24th 45 **Tetsuta NAGASHIMA** HONDA JPN
LCR Honda IDEMITSU

Runs=2 Total laps=17 Full laps=11

Run #	1	Front Tyre	Slick-Soft	Rear Tyre	Slick-Medium	
		New Tyre	New Tyre	New Tyre	New Tyre	
1	2'29.556	26.226	29.757	39.916	31.195	
2	2'05.328	25.979	28.966	39.229	31.154	309.4
3	2'04.906	25.822	28.898	39.008	31.178	306.8
4	2'04.808	25.552	28.825	38.786	31.645	323.3
5	2'03.771	25.520	28.372	38.796	31.083	320.4
6	2'03.359	25.381	28.306	38.597	31.075	324.3
7	2'18.177 P	25.583	29.054	39.773	43.767	323.3
Run # 2	Front Tyre	Slick-Soft	Rear Tyre	Slick-Medium	7 Laps at start	7 Laps at start
8	8'55.077	26.510	28.943	38.846	31.354	
9	2'03.905	26.000	28.458	38.562	30.885	326.2
10	2'03.367	25.476	28.165	38.623	31.103	321.4
11	2'02.898 *	25.400	28.247*	38.337	30.914	325.3
12	2'02.866	25.314	28.204	38.268	31.080	325.3

Fastest Lap: Brad BINDER Red Bull KTM Factory RSA **1'59.479** 24.801 27.287 37.078 30.313

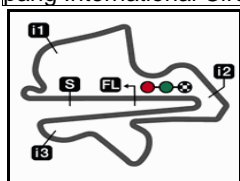
These data/results cannot be reproduced, stored and/or transmitted in whole or in part by any manner of electronic, mechanical, photocopying, recording, broadcasting or otherwise now known or herein after developed without the previous express consent by the copyright owner, except for reproduction in daily press and regular printed publications on sale to the public within 60 days of the event related to those data/results and always provided that copyright symbol appears together as follows below.
© DORNA, 2022

Official MotoGP Timing by TISSOT
www.motogp.com

Sepang, Friday, October 21, 2022

Page 6 of 6





5543 m.

PETRONAS GRAND PRIX OF MALAYSIA

Free Practice Nr. 1

Best Partial Times

MotoGP™

IT Ideal Lap Time, sum of the best partial times

BT Best Lap Time

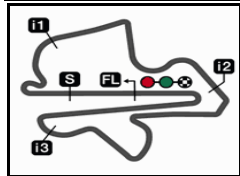
T1		T2		T3		T4				IT		BT	
Pos	Rider	Time	Rider	Time	Rider	Time	Rider	Time	Pos	Rider	IT	BT	
1	J.MIR	24.774	B.BINDER	27.287	M.MARQUEZ	37.067	J.MARTIN	30.167	1	B.BINDER	1'59.476	1'59.479	(1)
2	A.RINS	24.779	M.MARQUEZ	27.444	B.BINDER	37.078	E.BASTIANINI	30.197	2	M.MARQUEZ	1'59.551	1'59.623	(3)
3	E.BASTIANINI	24.788	A.RINS	27.472	A.RINS	37.079	M.MARQUEZ	30.211	3	A.RINS	1'59.567	1'59.576	(2)
4	B.BINDER	24.801	E.BASTIANINI	27.494	J.MARTIN	37.220	A.RINS	30.237	4	J.MARTIN	1'59.841	1'59.966	(6)
5	M.MARQUEZ	24.829	J.MIR	27.499	L.MARINI	37.329	J.MIR	30.249	5	E.BASTIANINI	1'59.875	1'59.875	(4)
6	F.DI GIANNANTO	24.837	J.MARTIN	27.573	J.MIR	37.371	B.BINDER	30.310	6	J.MIR	1'59.893	1'59.951	(5)
7	F.QUARTARARO	24.852	F.QUARTARARO	27.599	J.ZARCO	37.392	P.ESPARGARO	30.392	7	F.QUARTARARO	2'00.382	2'00.543	(7)
8	J.MARTIN	24.881	L.MARINI	27.617	F.DI GIANNANTO	37.394	F.BAGNAIA	30.402	8	L.MARINI	2'00.468	2'00.733	(9)
9	F.MORBIDELLI	24.914	M.BEZZECCHI	27.648	E.BASTIANINI	37.396	M.BEZZECCHI	30.426	9	F.DI GIANNANTO	2'00.481	2'00.552	(8)
10	F.BAGNAIA	24.982	F.BAGNAIA	27.701	F.QUARTARARO	37.432	J.ZARCO	30.467	10	M.BEZZECCHI	2'00.559	2'00.767	(10)
11	J.ZARCO	24.984	A.MARQUEZ	27.720	M.BEZZECCHI	37.439	C.CRUTCHLOW	30.472	11	F.BAGNAIA	2'00.610	2'00.770	(11)
12	M.VIÑALES	24.998	J.MILLER	27.732	M.VIÑALES	37.511	M.OLIVEIRA	30.476	12	J.ZARCO	2'00.666	2'01.048	(15)
13	L.MARINI	25.001	F.DI GIANNANTO	27.762	F.MORBIDELLI	37.521	F.DI GIANNANTO	30.488	13	F.MORBIDELLI	2'00.719	2'00.771	(12)
14	M.BEZZECCHI	25.046	M.OLIVEIRA	27.774	F.BAGNAIA	37.525	J.MILLER	30.498	14	M.VIÑALES	2'00.937	2'01.328	(19)
15	J.MILLER	25.108	C.CRUTCHLOW	27.776	A.MARQUEZ	37.533	F.QUARTARARO	30.499	15	J.MILLER	2'00.990	2'01.034	(14)
16	P.ESPARGARO	25.116	F.MORBIDELLI	27.781	A.ESPARGARO	37.596	F.MORBIDELLI	30.503	16	A.MARQUEZ	2'01.015	2'01.015	(13)
17	A.MARQUEZ	25.142	P.ESPARGARO	27.795	C.CRUTCHLOW	37.632	L.MARINI	30.521	17	P.ESPARGARO	2'01.071	2'01.200	(16)
18	M.OLIVEIRA	25.150	M.VIÑALES	27.796	J.MILLER	37.652	R.FERNANDEZ	30.521	18	C.CRUTCHLOW	2'01.075	2'01.251	(18)
19	C.CRUTCHLOW	25.195	J.ZARCO	27.823	R.GARDNER	37.656	D.BINDER	30.577	19	M.OLIVEIRA	2'01.192	2'01.247	(17)
20	D.BINDER	25.243	R.GARDNER	27.855	P.ESPARGARO	37.768	A.ESPARGARO	30.581	20	R.GARDNER	2'01.478	2'01.704	(21)
21	R.FERNANDEZ	25.271	R.FERNANDEZ	27.969	M.OLIVEIRA	37.792	A.MARQUEZ	30.620	21	A.ESPARGARO	2'01.527	2'01.654	(20)
22	R.GARDNER	25.278	A.ESPARGARO	28.050	D.BINDER	37.864	M.VIÑALES	30.632	22	R.FERNANDEZ	2'01.664	2'01.831	(23)
23	A.ESPARGARO	25.300	D.BINDER	28.100	R.FERNANDEZ	37.903	R.GARDNER	30.689	23	D.BINDER	2'01.784	2'01.831	(22)
24	T.NAGASHIMA	25.314	T.NAGASHIMA	28.165	T.NAGASHIMA	38.268	T.NAGASHIMA	30.885	24	T.NAGASHIMA	2'02.632	2'02.866	(24)

These data/results cannot be reproduced, stored and/or transmitted in whole or in part by any manner of electronic, mechanical, photocopying, recording, broadcasting or otherwise now known or herein after developed without the previous express consent by the copyright owner, except for reproduction in daily press and regular printed publications on sale to the public within 60 days of the event related to those data/results and always provided that copyright symbol appears together as follows below.

© DORNA, 2022


Official MotoGP Timing by **TISSOT**
www.motogp.com





5543 m.

PETRONAS GRAND PRIX OF MALAYSIA**Free Practice Nr. 1****Fastest Laps Sequence**

<i>Practice Time</i>	 <i>Rider</i>	<i>Nation</i>	<i>Motorcycle</i>	<i>Time</i>	<i>Km/h</i>	<i>Rider's Lap</i>
4'17.135	21 Franco MORBIDELLI	ITA	YAMAHA	2'02.605	162.7	2
4'22.715	93 Marc MARQUEZ	SPA	HONDA	2'02.026	163.5	2
4'25.687	89 Jorge MARTIN	SPA	DUCATI	2'01.981	163.5	2
5'25.593	20 Fabio QUARTARARO	FRA	YAMAHA	2'01.895	163.7	2
6'18.789	21 Franco MORBIDELLI	ITA	YAMAHA	2'01.654	164.0	3
8'28.468	89 Jorge MARTIN	SPA	DUCATI	2'01.114	164.7	4
8'28.573	93 Marc MARQUEZ	SPA	HONDA	2'00.709	165.3	4
9'27.201	20 Fabio QUARTARARO	FRA	YAMAHA	2'00.579	165.4	4
15'38.554	20 Fabio QUARTARARO	FRA	YAMAHA	2'00.543	165.5	7
40'41.046	89 Jorge MARTIN	SPA	DUCATI	2'00.105	166.1	14
42'41.012	89 Jorge MARTIN	SPA	DUCATI	1'59.966	166.3	15
43'18.255	93 Marc MARQUEZ	SPA	HONDA	1'59.623	166.8	14
45'19.268	33 Brad BINDER	RSA	KTM	1'59.479	167.0	18

These data/results cannot be reproduced, stored and/or transmitted in whole or in part by any manner of electronic, mechanical, photocopying, recording, broadcasting or otherwise now known or herein after developed without the previous express consent by the copyright owner, except for reproduction in daily press and regular printed publications on sale to the public within 60 days of the event related to those data/results and always provided that copyright symbol appears together as follows below.

© DORNA, 2022

Official MotoGP Timing by **TISSOT**
www.motogp.com

Sepang, Friday, October 21, 2022

