

5543 m.

# PETRONAS GRAND PRIX OF MALAYSIA

## Free Practice Nr. 3

### Classification

**10**

Rider	Nation	Team	Motorcycle	Time	Lap Total	Gap	Top Speed
1 89 <b>Jorge MARTIN</b>	SPA	Prima Pramac Racing	DUCATI	<b>1'58.583</b>	13 15		<b>334.3</b>
2 72 <b>Marco BEZZECCHI</b>	ITA	Mooney VR46 Racing Team	DUCATI	<b>1'58.772</b>	18 18	0.189 0.189	<b>329.2</b>
3 12 <b>Maverick VIÑALES</b>	SPA	Aprilia Racing	APRILIA	<b>1'58.796</b>	14 15	0.213 0.024	<b>331.2</b>
4 10 <b>Luca MARINI</b>	ITA	Mooney VR46 Racing Team	DUCATI	<b>1'58.806</b>	16 17	0.223 0.010	<b>332.3</b>
5 36 <b>Joan MIR</b>	SPA	Team SUZUKI ECSTAR	SUZUKI	<b>1'58.920</b>	17 17	0.337 0.114	<b>330.2</b>
6 23 <b>Enea BASTIANINI</b>	ITA	Gresini Racing MotoGP	DUCATI	<b>1'59.003</b>	15 15	0.420 0.083	<b>331.2</b>
7 20 <b>Fabio QUARTARARO</b>	FRA	Monster Energy Yamaha MotoGP	YAMAHA	<b>1'59.067</b>	17 18	0.484 0.064	<b>332.3</b>
8 42 <b>Alex RINS</b>	SPA	Team SUZUKI ECSTAR	SUZUKI	<b>1'59.126</b>	18 18	0.543 0.059	<b>332.3</b>
9 41 <b>Aleix ESPARGARO</b>	SPA	Aprilia Racing	APRILIA	<b>1'59.155</b>	14 16	0.572 0.029	<b>331.2</b>
10 21 <b>Franco MORBIDELLI</b>	ITA	Monster Energy Yamaha MotoGP	YAMAHA	<b>1'59.167</b>	15 15	0.584 0.012	<b>328.2</b>
11 63 <b>Franco BAGNAIA</b>	ITA	Ducati Lenovo Team	DUCATI	<b>1'59.167</b>	3 14	0.584	<b>335.4</b>
12 5 <b>Johann ZARCO</b>	FRA	Prima Pramac Racing	DUCATI	<b>1'59.236</b>	18 18	0.653 0.069	<b>331.2</b>
13 33 <b>Brad BINDER</b>	RSA	Red Bull KTM Factory Racing	KTM	<b>1'59.322</b>	15 15	0.739 0.086	<b>331.2</b>
14 43 <b>Jack MILLER</b>	AUS	Ducati Lenovo Team	DUCATI	<b>1'59.343</b>	14 15	0.760 0.021	<b>334.3</b>
15 88 <b>Miguel OLIVEIRA</b>	POR	Red Bull KTM Factory Racing	KTM	<b>1'59.405</b>	14 15	0.822 0.062	<b>327.2</b>
16 93 <b>Marc MARQUEZ</b>	SPA	Repsol Honda Team	HONDA	<b>1'59.618</b>	17 17	1.035 0.213	<b>331.2</b>
17 73 <b>Alex MARQUEZ</b>	SPA	LCR Honda CASTROL	HONDA	<b>1'59.934</b>	12 15	1.351 0.316	<b>330.2</b>
18 49 <b>Fabio DI GIANNANTONIO</b>	ITA	Gresini Racing MotoGP	DUCATI	<b>1'59.952</b>	10 13	1.369 0.018	<b>330.2</b>
19 35 <b>Cal CRUTCHLOW</b>	GBR	WithU Yamaha RNF MotoGP Tea	YAMAHA	<b>1'59.999</b>	12 15	1.416 0.047	<b>328.2</b>
20 87 <b>Remy GARDNER</b>	AUS	Tech3 KTM Factory Racing	KTM	<b>2'00.126</b>	14 14	1.543 0.127	<b>324.3</b>
21 44 <b>Po ESPARGARO</b>	SPA	Repsol Honda Team	HONDA	<b>2'00.234</b>	7 9	1.651 0.108	<b>329.2</b>
22 40 <b>Darryn BINDER</b>	RSA	WithU Yamaha RNF MotoGP Tea	YAMAHA	<b>2'00.405</b>	11 15	1.822 0.171	<b>329.2</b>
23 25 <b>Raul FERNANDEZ</b>	SPA	Tech3 KTM Factory Racing	KTM	<b>2'00.475</b>	14 14	1.892 0.070	<b>324.3</b>
24 45 <b>Tetsuta NAGASHIMA</b>	JPN	LCR Honda IDEMITSU	HONDA	<b>2'01.208</b>	13 16	2.625 0.733	<b>330.2</b>

Practice condition: Dry

Air: 28°

Humidity: 91%

Ground: 40°

<b>Fastest Lap:</b>	Lap: 13	<b>Jorge MARTIN</b>	<b>1'58.583</b>	168.2 Km/h
<b>Best Race Lap:</b>	2019	<b>Valentino ROSSI</b>	<b>1'59.661</b>	166.7 Km/h
<b>All Time Lap Record:</b>	2019	<b>Fabio QUARTARARO</b>	<b>1'58.303</b>	168.6 Km/h

The results are provisional until the end of the limit for protest and appeals.

Time limit for protest expires 30' after publication of the results - ..... Time: .....

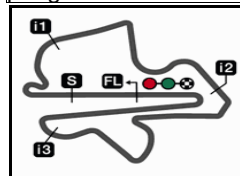
These data/results cannot be reproduced, stored and/or transmitted in whole or in part by any manner of electronic, mechanical, photocopying, recording, broadcasting or otherwise now known or herein after developed without the previous express consent by the copyright owner, except for reproduction in daily press and regular printed publications on sale to the public within 60 days of the event related to those data/results and always provided that copyright symbol appears together as follows below.

© DORNA, 2022

Official MotoGP Timing by TISSOT  
www.motogp.com



Sepang, Saturday, October 22, 2022




5543 m.

## PETRONAS GRAND PRIX OF MALAYSIA

## Free Practice Nr. 3

## Combined Free Practice Times

11

		Rider	Nation	Team	MOTORCYCLE	FP1	FP2	FP3	Gap
1	89	<b>J.MARTIN</b>	SPA	Prima Pramac Racing	DUCATI	1'59.966 15	2'10.572 13	<b>1'58.583</b> 13	
2	72	<b>M.BEZZECCHI</b>	ITA	Mooney VR46 Racing Team	DUCATI	2'00.767 8	2'09.992 18	<b>1'58.772</b> 18	0.189 0.189
3	12	<b>M.VIÑALES</b>	SPA	Aprilia Racing	APRILIA	2'01.328 11	2'09.353 15	<b>1'58.796</b> 14	0.213 0.024
4	10	<b>L.MARINI</b>	ITA	Mooney VR46 Racing Team	DUCATI	2'00.733 10	2'09.825 15	<b>1'58.806</b> 16	0.223 0.010
5	36	<b>J.MIR</b>	SPA	Team SUZUKI ECSTAR	SUZUKI	1'59.951 15	2'09.749 13	<b>1'58.920</b> 17	0.337 0.114
6	23	<b>E.BASTIANINI</b>	ITA	Gresini Racing MotoGP	DUCATI	1'59.875 15	2'11.568 13	<b>1'59.003</b> 15	0.420 0.083
7	20	<b>F.QUARTARARO</b>	FRA	Monster Energy Yamaha MotoGP	YAMAHA	2'00.543 7	2'09.753 18	<b>1'59.067</b> 17	0.484 0.064
8	42	<b>A.RINS</b>	SPA	Team SUZUKI ECSTAR	SUZUKI	1'59.576 17	2'09.960 15	<b>1'59.126</b> 18	0.543 0.059
9	41	<b>A.ESPARGARO</b>	SPA	Aprilia Racing	APRILIA	2'01.654 4	2'11.433 9	<b>1'59.155</b> 14	0.572 0.029
10	21	<b>F.MORBIDELLI</b>	ITA	Monster Energy Yamaha MotoGP	YAMAHA	2'00.771 6	2'09.390 14	<b>1'59.167</b> 15	0.584 0.012
11	63	<b>F.BAGNAIA</b>	ITA	Ducati Lenovo Team	DUCATI	2'00.770 15	2'06.610 17	<b>1'59.167</b> 3	0.584
12	5	<b>J.ZARCO</b>	FRA	Prima Pramac Racing	DUCATI	2'01.048 8	2'08.589 17	<b>1'59.236</b> 18	0.653 0.069
13	33	<b>B.BINDER</b>	RSA	Red Bull KTM Factory Racing	KTM	1'59.479 18	2'10.485 14	<b>1'59.322</b> 15	0.739 0.086
14	43	<b>J.MILLER</b>	AUS	Ducati Lenovo Team	DUCATI	2'01.034 14	2'07.553 14	<b>1'59.343</b> 14	0.760 0.021
15	88	<b>M.OLIVEIRA</b>	POR	Red Bull KTM Factory Racing	KTM	2'01.247 5	2'09.898 12	<b>1'59.405</b> 14	0.822 0.062
16	93	<b>M.MARQUEZ</b>	SPA	Repsol Honda Team	HONDA	1'59.623 14	2'10.411 12	<b>1'59.618</b> 17	1.035 0.213
17	73	<b>A.MARQUEZ</b>	SPA	LCR Honda CASTROL	HONDA	2'01.015 16	2'06.896 11	<b>1'59.934</b> 12	1.351 0.316
18	49	<b>F.DI GIANNANTO</b>	ITA	Gresini Racing MotoGP	DUCATI	2'00.552 14	2'10.604 11	<b>1'59.952</b> 10	1.369 0.018
19	35	<b>C.CRUTCHLOW</b>	GBR	WithU Yamaha RNF MotoGP Team	YAMAHA	2'01.251 6	2'05.710 15	<b>1'59.999</b> 12	1.416 0.047
20	87	<b>R.GARDNER</b>	AUS	Tech3 KTM Factory Racing	KTM	2'01.704 16	2'10.592 16	<b>2'00.126</b> 14	1.543 0.127
21	44	<b>P.ESPARGARO</b>	SPA	Repsol Honda Team	HONDA	2'01.200 4	2'12.414 8	<b>2'00.234</b> 7	1.651 0.108
22	40	<b>D.BINDER</b>	RSA	WithU Yamaha RNF MotoGP Team	YAMAHA	2'01.831 9	2'12.878 13	<b>2'00.405</b> 11	1.822 0.171
23	25	<b>R.FERNANDEZ</b>	SPA	Tech3 KTM Factory Racing	KTM	2'01.831 4	2'10.392 16	<b>2'00.475</b> 14	1.892 0.070
24	45	<b>T.NAGASHIMA</b>	JPN	LCR Honda IDEMITSU	HONDA	2'02.866 12	2'10.639 14	<b>2'01.208</b> 13	2.625 0.733

<b>Pole Position Record:</b>	2019	<b>Fabio QUARTARARO</b>	<b>1'58.303</b>	168.6 Km/h
<b>Best Race Lap:</b>	2019	<b>Valentino ROSSI</b>	<b>1'59.661</b>	166.7 Km/h
<b>All Time Lap Record:</b>	2019	<b>Fabio QUARTARARO</b>	<b>1'58.303</b>	168.6 Km/h

The results are provisional until the end of the limit for protest and appeals.

Time limit for protest expires 60' after publication of the results - ..... Time: .....

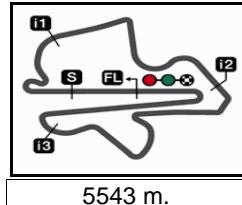
These data/results cannot be reproduced, stored and/or transmitted in whole or in part by any manner of electronic, mechanical, photocopying, recording, broadcasting or otherwise now known or herein after developed without the previous express consent by the copyright owner, except for reproduction in daily press and regular printed publications on sale to the public within 60 days of the event related to those data/results and always provided that copyright symbol appears together as follows below.

© DORNA, 2022

Official MotoGP Timing by TISSOT  
www.motogp.com

Sepang, Saturday, October 22, 2022





5543 m.

# PETRONAS GRAND PRIX OF MALAYSIA

## Free Practice Nr. 3

### Top Speed & Average

12

Rider	Nation	Motorcycle	Top 5 speeds					Average	Top
63 <b>Francesco BAGNAIA</b>	<b>ITA</b>	DUCATI	335.4	334.3	333.3	333.3	333.3	333.9	<b>335.4</b>
43 <b>Jack MILLER</b>	<b>AUS</b>	DUCATI	334.3	331.2	331.2	331.2	331.2	331.8	<b>334.3</b>
89 <b>Jorge MARTIN</b>	<b>SPA</b>	DUCATI	334.3	331.2	331.2	330.2	329.2	330.9	<b>334.3</b>
10 <b>Luca MARINI</b>	<b>ITA</b>	DUCATI	332.3	329.2	329.2	328.2	328.2	329.4	<b>332.3</b>
20 <b>Fabio QUARTARARO</b>	<b>FRA</b>	YAMAHA	332.3	331.2	330.2	330.2	329.2	330.2	<b>332.3</b>
42 <b>Alex RINS</b>	<b>SPA</b>	SUZUKI	332.3	332.3	330.2	330.2	330.2	331.0	<b>332.3</b>
5 <b>Johann ZARCO</b>	<b>FRA</b>	DUCATI	331.2	331.2	330.2	328.2	328.2	329.3	<b>331.2</b>
12 <b>Maverick VIÑALES</b>	<b>SPA</b>	APRILIA	331.2	331.2	330.2	330.2	329.2	330.2	<b>331.2</b>
23 <b>Enea BASTIANINI</b>	<b>ITA</b>	DUCATI	331.2	331.2	330.2	329.2	329.2	330.2	<b>331.2</b>
33 <b>Brad BINDER</b>	<b>RSA</b>	KTM	331.2	330.2	330.2	329.2	329.2	330.0	<b>331.2</b>
41 <b>Aleix ESPARGARO</b>	<b>SPA</b>	APRILIA	331.2	330.2	330.2	326.2	325.3	328.1	<b>331.2</b>
93 <b>Marc MARQUEZ</b>	<b>SPA</b>	HONDA	331.2	329.2	328.2	328.2	327.2	328.3	<b>331.2</b>
36 <b>Joan MIR</b>	<b>SPA</b>	SUZUKI	330.2	330.2	329.2	329.2	329.2	329.6	<b>330.2</b>
45 <b>Tetsuta NAGASHIMA</b>	<b>JPN</b>	HONDA	330.2	327.2	325.3	325.3	324.3	326.1	<b>330.2</b>
49 <b>Fabio DI GIANNANTONIO</b>	<b>ITA</b>	DUCATI	330.2	330.2	330.2	329.2	329.2	329.8	<b>330.2</b>
73 <b>Alex MARQUEZ</b>	<b>SPA</b>	HONDA	330.2	328.2	327.2	327.2	323.3	327.2	<b>330.2</b>
40 <b>Darryn BINDER</b>	<b>RSA</b>	YAMAHA	329.2	329.2	327.2	325.3	324.3	327.0	<b>329.2</b>
44 <b>Po ESPARGARO</b>	<b>SPA</b>	HONDA	325.3	323.3	317.6	317.6	312.1	319.2	<b>329.2</b>
72 <b>Marco BEZZECCHI</b>	<b>ITA</b>	DUCATI	329.2	328.2	328.2	328.2	327.2	327.8	<b>329.2</b>
21 <b>Franco MORBIDELLI</b>	<b>ITA</b>	YAMAHA	328.2	327.2	326.2	326.2	326.2	326.8	<b>328.2</b>
35 <b>Cal CRUTCHLOW</b>	<b>GBR</b>	YAMAHA	328.2	327.2	324.3	323.3	323.3	324.4	<b>328.2</b>
88 <b>Miguel OLIVEIRA</b>	<b>POR</b>	KTM	327.2	326.2	325.3	324.3	324.3	325.5	<b>327.2</b>
25 <b>Raul FERNANDEZ</b>	<b>SPA</b>	KTM	324.3	318.5	318.5	317.6	316.7	319.1	<b>324.3</b>
87 <b>Remy GARDNER</b>	<b>AUS</b>	KTM	324.3	324.3	323.3	323.3	323.3	323.7	<b>324.3</b>

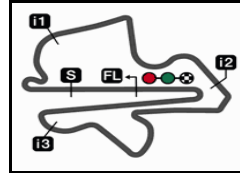
These data/results cannot be reproduced, stored and/or transmitted in whole or in part by any manner of electronic, mechanical, photocopying, recording, broadcasting or otherwise now known or herein after developed without the previous express consent by the copyright owner, except for reproduction in daily press and regular printed publications on sale to the public within 60 days of the event related to those data/results and always provided that copyright symbol appears together as follows below.

© DORNA, 2022

Official MotoGP Timing by TISSOT  
www.motogp.com



Sepang, Saturday, October 22, 2022



5543 m.

## PETRONAS GRAND PRIX OF MALAYSIA

## Free Practice Nr. 3

## Chronological Analysis of Performances

13

\* Lap / Sector time cancelled

T1 Time from finish line to 1st intermediate

T3 Time from 2nd intermed. to 3rd intermed.

P Crossing the finish line in pit lane

T2 Time from 1st intermed. to 2nd intermed.

T4 Time from 3rd intermediate to finish line

\*\*Tyre data subject to further updates

Lap	Lap Time	T1	T2	T3	T4	Speed	Lap	Lap Time	T1	T2	T3	T4	Speed
<b>1st</b>	<b>89</b>	<b>Jorge MARTIN</b>		DUCATI		SPA	12	9'31.661	24.696	28.386	38.180	30.373	
		Prima Pramac Racing					13	<b>1'59.929</b>	24.738	27.566	37.377	30.248	328.2
		Runs=3 Total laps=15 Full laps=8					14	<b>1'59.544</b>	24.711	27.335	37.414	30.084	328.2
Run #	1	Front Tyre	Slick-Medium	Rear Tyre	Slick-Soft		15	2'09.114	P 24.959	27.637	37.828	38.690	<b>329.2</b>
		5 Laps at start		New Tyre			Run #	3	Front Tyre	Slick-Medium	Rear Tyre	Slick-Soft	
1	2'39.427	35.136	29.872	39.872	30.864				4 Laps at start		New Tyre		
2	<b>2'04.555</b>	25.291	27.956	40.513	30.795	324.3	16	4'03.285	25.047	28.155	37.997	30.319	
3	<b>2'00.263</b>	25.045	27.501	37.260	30.457	329.2	17	<b>1'59.132</b>	24.700	<b>27.182</b>	37.231	30.019	327.2
4	<b>1'59.637</b>	24.743	27.297	37.276	30.321	331.2	18	<b>1'58.772</b>	<b>24.520</b>	27.287	<b>36.979</b>	<b>29.986</b>	327.2
5	2'13.582	P 25.913	27.473	37.917	42.279	308.5							
Run #	2	Front Tyre	Slick-Medium	Rear Tyre	Slick-Soft		<b>3rd</b>	<b>12</b>	<b>Maverick VIÑALES</b>		APRILIA		SPA
		10 Laps at start		5 Laps at start					Aprilia Racing				
6	8'11.264	27.168	28.373	39.397	30.588				Runs=3 Total laps=15 Full laps=8				
7	<b>2'00.935</b>	25.009	27.639	37.790	30.497	327.2	Run #	1	Front Tyre	Slick-Medium	Rear Tyre	Slick-Soft	
8	<b>2'00.455</b>	24.925	27.568	37.590	30.372	329.2			New Tyre		New Tyre		
9	<b>2'00.145</b>	24.850	27.530	37.431	30.334	330.2	1	2'56.322	25.213	28.623	38.194	30.511	
10	<b>2'00.064</b>	24.911	27.436	37.481	30.236	328.2	2	<b>2'00.576</b>	25.216	27.544	37.428	30.388	315.7
11	2'23.440	P 24.870	34.081	42.155	42.334	331.2	3	<b>2'00.129</b>	24.924	27.557	37.258	30.390	319.5
Run #	3	Front Tyre	Slick-Medium	Rear Tyre	Slick-Soft		4	2'15.499	P 24.887	32.610	38.706	39.296	319.5
		New Tyre		New Tyre			Run #	2	Front Tyre	Slick-Medium	Rear Tyre	Slick-Soft	
12	8'40.068	29.285	29.051	37.767	30.429				4 Laps at start		4 Laps at start		
13	<b>1'58.583</b>	<b>24.710</b>	<b>27.278</b>	<b>36.831</b>	<b>29.764</b>	<b>334.3</b>	5	7'27.835	24.682	28.307	38.142	30.819	
14	2'15.138	P 27.940	28.603	39.223	39.372	317.6	6	<b>2'00.650</b>	24.914	27.838	37.409	30.489	329.2
Run #	4	Front Tyre	Slick-Medium	Rear Tyre	Slick-Soft		7	<b>2'00.334</b>	24.879	27.561	37.464	30.430	330.2
		3 Laps at start		3 Laps at start			8	2'16.128	P 29.670	29.064	37.874	39.520	325.3
15	4'46.204	* 24.809	30.157*	40.517*	34.719		Run #	3	Front Tyre	Slick-Medium	Rear Tyre	Slick-Soft	
									New Tyre		New Tyre		
<b>2nd</b>	<b>72</b>	<b>Marco BEZZECCHI</b>		DUCATI		ITA	9	9'18.075	24.906	28.344	37.875	30.408	
		Mooney VR46 Racing Team					10	<b>1'59.461</b>	24.756	27.422	37.151	30.132	329.2
		Runs=2 Total laps=18 Full laps=13					11	<b>1'59.361</b>	24.598	27.376	37.065	30.322	330.2
Run #	1	Front Tyre	Slick-Medium	Rear Tyre	Slick-Soft		12	2'13.562	P 27.625	28.985	38.475	38.477	308.5
		New Tyre		New Tyre			Run #	4	Front Tyre	Slick-Medium	Rear Tyre	Slick-Soft	
1	2'24.681	25.628	29.553	40.098	30.894				4 Laps at start		New Tyre		
2	<b>2'01.328</b>	25.248	27.722	37.934	30.424	322.3	13	3'59.890	24.515	28.321	37.789	30.159	
3	<b>2'00.531</b>	24.976	27.494	37.593	30.468	325.3	14	<b>1'58.796</b>	24.598	<b>27.164</b>	<b>37.013</b>	<b>30.021</b>	<b>331.2</b>
4	<b>2'00.377</b>	24.817	27.558	37.495	30.507	326.2	15	<b>2'20.294</b>	<b>24.502</b>	35.455	47.775	32.562	331.2
5	<b>2'00.542</b>	24.822	27.659	37.627	30.434	327.2							
6	<b>2'00.331</b>	24.713	27.560	37.637	30.421	325.3	<b>4th</b>	<b>10</b>	<b>Luca MARINI</b>		DUCATI		ITA
7	<b>2'00.325</b>	24.831	27.692	37.478	30.324	326.2			Mooney VR46 Racing Team				
8	<b>2'00.949</b>	24.867	27.633	37.961	30.488	327.2			Runs=2 Total laps=17 Full laps=11				
9	<b>2'00.976</b>	24.892	27.634	37.972	30.478	326.2	Run #	1	Front Tyre	Slick-Medium	Rear Tyre	Slick-Soft	
10	<b>2'00.558</b>	24.822	27.634	37.719	30.383	328.2			3 Laps at start		New Tyre		
11	2'14.586	P 25.333	31.269	38.675	39.309	324.3	1	2'55.965	25.263	29.508	39.136	31.108	
Run #	2	Front Tyre	Slick-Medium	Rear Tyre	Slick-Soft		2	<b>2'01.340</b>	25.479	27.921	37.497	30.443	313.9
		New Tyre		New Tyre			3	<b>2'00.250</b>	24.938	27.503	37.399	30.410	323.3

**Fastest Lap:** Jorge MARTIN Prima Pramac Racing SPA **1'58.583** 24.710 27.278 36.831 29.764

These data/results cannot be reproduced, stored and/or transmitted in whole or in part by any manner of electronic, mechanical, photocopying, recording, broadcasting or otherwise now known or herein after developed without the previous express consent by the copyright owner, except for reproduction in daily press and regular printed publications on sale to the public within 60 days of the event related to those data/results and always provided that copyright symbol appears together as follows below.  
© DORNA, 2022



# Free Practice Nr. 3

# MotoGP

Lap	Lap Time	T1	T2	T3	T4	Speed	Lap	Lap Time	T1	T2	T3	T4	Speed
4	<b>2'01.042</b>	24.823	27.850	37.823	30.546	318.5	4	<b>2'11.715</b>	24.736	27.575	41.906	37.498	327.2
5	<b>2'01.225</b>	24.937	27.813	37.929	30.546	322.3	5	<b>2'03.535</b>	24.942	30.457	37.659	30.477	329.2
6	2'01.053 *	24.926	27.885*	37.802	30.440	318.5	6	2'04.065 *	24.646	27.726*	40.933	30.760	330.2
7	<b>2'13.148</b>	24.937	34.570	42.837	30.804	327.2	7	2'09.348 P	24.869	27.776	37.500	39.203	325.3
8	<b>2'01.270</b>	25.052	27.852	37.817	30.549	326.2							
9	<b>2'01.890</b>	24.933	27.884	37.571	31.502	328.2							
10	2'14.690 P	24.972	27.733	37.714	44.271	329.2							

Run #	2	Front Tyre	Slick-Medium	Rear Tyre	Slick-Soft	
New Tyre						
11	11'03.427	27.461	29.117	38.587	30.584	
12	<b>1'59.529</b>	24.738	27.444	37.245	30.102	328.2
13	2'10.980 P	24.760	27.523	37.207	41.490	329.2
3 Laps at start						
14	3'45.010	31.493	30.419	39.220	30.869	
15	<b>2'00.893</b>	24.907	27.677	37.809	30.500	323.3
16	<b>1'58.806</b>	24.525	27.247	37.023	30.011	332.3
17	<b>2'34.502</b>	40.245	38.387	42.799	33.071	310.3

**5th 36 Joan MIR** SUZUKI SPA  
Team SUZUKI ECSTAR

Run #	1	Front Tyre	Slick-Medium	Rear Tyre	Slick-Soft	
4 Laps at start						
1	2'15.808	26.032	29.472	39.019	30.921	
2	<b>2'01.674</b>	25.268	28.019	37.859	30.528	320.4
3	<b>2'00.687</b>	24.954	27.643	37.648	30.442	328.2
4	<b>2'04.903</b>	28.311	28.244	37.721	30.627	328.2
5	<b>2'00.612</b>	25.013	27.665	37.557	30.377	327.2
6	2'19.100 P	27.607	30.087	39.700	41.706	329.2
5 Laps at start						
7	7'51.267	27.186	28.760	38.495	30.567	
8	<b>2'03.721</b>	25.154	27.805	40.318	30.444	328.2
9	<b>2'05.571</b>	24.958	32.054	38.202	30.357	328.2
10	<b>2'00.402</b>	24.887	27.672	37.500	30.343	326.2
11	2'13.396 P	24.911	28.529	39.272*	40.684	329.2
6 Laps at start						
12	5'45.444	24.750	28.136	37.727	30.278	
13	<b>1'59.606</b>	24.810	27.532	37.152	30.112	329.2
14	2'11.475 P	26.685	28.535	38.038	38.217	326.2
7 Laps at start						
15	3'45.003	25.076	28.141	37.974	30.187	
16	<b>1'59.410</b>	24.742	27.361	37.250	30.057	330.2
17	<b>1'58.920</b>	24.535	27.327	37.075	29.983	330.2

**6th 23 Enea BASTIANINI** DUCATI ITA  
Gresini Racing MotoGP

Run #	1	Front Tyre	Slick-Soft	Rear Tyre	Slick-Medium	
4 Laps at start						
1	2'44.355	26.632	29.597	39.058	30.936	
2	<b>2'01.637</b>	25.218	27.961	38.082	30.376	319.5
3	<b>2'00.226</b>	24.915	27.590	37.558	30.163	311.2

**Run # 2** Front Tyre Slick-Soft Rear Tyre Slick-Soft  
New Tyre New Tyre

8	10'37.584	26.457	28.127	38.158	30.322	
9	<b>1'59.949</b>	24.776	27.658	37.418	30.097	329.2
10	<b>1'59.229</b>	24.600	27.415	37.261	29.953	331.2
11	2'10.499 P	25.496	28.158	38.038	38.807	325.3

**Run # 3** Front Tyre Slick-Soft Rear Tyre Slick-Soft  
4 Laps at start New Tyre

12	8'29.893	27.796	29.923	39.576	31.085	
13	<b>2'00.909</b>	24.919	27.367	37.711	30.912	314.8
14	<b>2'04.596</b>	24.613	27.228	42.676	30.079	322.3
15	<b>1'59.003</b>	24.584	27.287	37.150	29.982	331.2

**7th 20 Fabio QUARTARARO** YAMAHA FRA  
Monster Energy Yamaha MotoGP

Runs=3 Total laps=18 Full laps=10

Run #	1	Front Tyre	Slick-Medium	Rear Tyre	Slick-Soft	
New Tyre						
1	2'45.048	25.467	29.660	39.030	30.846	
2	<b>2'00.636</b>	24.962	27.704	37.601	30.369	324.3
3	<b>1'59.462</b>	24.538	27.391	37.197	30.336	330.2
4	<b>1'59.484</b>	24.567	27.403	37.206	30.308	331.2
5	<b>2'05.360</b>	24.736	27.420	38.145	35.059	328.2
6	<b>1'59.802</b>	24.656	27.414	37.355	30.377	329.2
7	<b>1'59.941</b>	24.790	27.493	37.275	30.383	327.2
8	2'09.672 P	24.905	27.543	37.327	39.897	324.3
8 Laps at start						
9	3'22.444	24.589	28.517	38.213	33.628	
10	2'00.601 *	24.782	27.854	37.405	30.560*	328.2
11	2'07.667 P	24.769	27.559	37.417	37.922	327.2

**Run # 3** Front Tyre Slick-Medium Rear Tyre Slick-Soft  
New Tyre New Tyre

12	8'03.925	29.117	28.501	38.272	30.511	
13	<b>2'05.315</b>	24.612	27.603	37.207	35.893	329.2
14	<b>1'59.462</b>	24.605	27.541	37.106	30.210	329.2
15	2'11.189 P	26.208	28.211	38.524	38.246	324.3

**Run # 4** Front Tyre Slick-Medium Rear Tyre Slick-Soft  
4 Laps at start New Tyre

16	3'39.816	24.718	28.724	37.670	30.475	
17	<b>1'59.067</b>	24.547	27.295	37.125	30.100	330.2
18	<b>2'04.527</b>	24.526	28.757	40.701	30.543	332.3

**8th 42 Alex RINS** SUZUKI SPA  
Team SUZUKI ECSTAR

Runs=3 Total laps=18 Full laps=10

Run #	1	Front Tyre	Slick-Medium	Rear Tyre	Slick-Soft	
4 Laps at start						
1	2'40.299	26.521	29.493	39.279	31.223	
2	<b>2'01.586</b>	25.349	27.808	37.865	30.564	304.2
3	<b>2'00.202</b>	24.881	27.642	37.336	30.343	328.2
4	<b>2'00.551</b>	25.085	27.559	37.520	30.387	327.2

**Fastest Lap:** Jorge MARTIN Prima Pramac Racing SPA **1'58.583** 24.710 27.278 36.831 29.764

These data/results cannot be reproduced, stored and/or transmitted in whole or in part by any manner of electronic, mechanical, photocopying, recording, broadcasting or otherwise now known or herein after developed without the previous express consent by the copyright owner, except for reproduction in daily press and regular printed publications on sale to the public within 60 days of the event related to those data/results and always provided that copyright symbol appears together as follows below.  
© DORNA, 2022





# Free Practice Nr. 3

MotoGP

Lap	Lap Time	T1	T2	T3	T4	Speed	Lap	Lap Time	T1	T2	T3	T4	Speed
5	2'15.684 P	27.721	28.473	38.915	40.575	311.2	1	2'35.309	26.894	29.768	39.228	31.004	
<b>Run # 2</b>	<b>Front Tyre</b>	Slick-Medium		<b>Rear Tyre</b>	Slick-Soft		2	<b>2'02.411</b>	25.327	28.273	38.122	30.689	318.5
		9 Laps at start			9 Laps at start		3	<b>2'01.235</b>	25.011	27.989	37.686	30.549	324.3
6	5'20.807	24.748	28.482	38.419	30.914		4	<b>2'00.616</b>	24.863	27.732	37.543	30.478	326.2
7	<b>2'00.738</b>	25.008	27.747	37.536	30.447	321.4	5	<b>2'12.862</b>	24.933	27.826	42.682	37.421	325.3
8	<b>2'00.262</b>	24.803	27.574	37.425	30.460	328.2	6	<b>2'01.322</b>	25.082	27.778	37.754	30.708	326.2
9	<b>2'00.693</b>	24.941	27.757	37.480	30.515	329.2	7	<b>2'01.316</b>	25.001	27.956	37.700	30.659	321.4
10	2'17.253 P	29.204	29.035	39.129	39.885	324.3	8	2'11.705 P	24.994	27.913	37.919	40.879	322.3
<b>Run # 3</b>	<b>Front Tyre</b>	Slick-Medium		<b>Rear Tyre</b>	Slick-Soft		<b>Run # 2</b>	<b>Front Tyre</b>	Slick-Medium		<b>Rear Tyre</b>	Slick-Soft	
		New Tyre			New Tyre				New Tyre			New Tyre	
11	6'24.605	25.544	28.535	38.228	30.443		9	11'32.728 *	27.637	28.880	38.507*	30.315	
12	<b>1'59.726</b>	24.759	27.626	37.168	30.173	330.2	10	<b>2'09.937</b>	24.709	31.613	43.261	30.354	328.2
13	<b>1'59.354</b>	24.646	27.469	37.172	30.067	332.3	11	<b>1'59.558</b>	24.705	27.431	37.191	30.231	326.2
14	2'13.156 P	26.173	28.751	38.932	39.300	323.3	12	2'09.851 P	24.658	27.504	37.384	40.305	325.3
<b>Run # 4</b>	<b>Front Tyre</b>	Slick-Medium		<b>Rear Tyre</b>	Slick-Soft		<b>Run # 3</b>	<b>Front Tyre</b>	Slick-Medium		<b>Rear Tyre</b>	Slick-Soft	
		4 Laps at start			New Tyre				4 Laps at start			New Tyre	
15	3'25.727	27.309	28.456	37.961	30.285		13	7'45.147	30.802	30.965	49.139	31.336	
16	<b>2'02.515</b>	24.674	27.888	38.286	31.667	330.2	14	1'59.789 *	24.869	27.470	37.078*	30.372	322.3
17	1'59.519 *	24.675	27.253	37.416*	30.175	330.2	15	<b>1'59.167</b>	24.610	27.444	37.001	30.112	327.2
18	<b>1'59.126</b>	24.574	27.299	37.279	29.974	332.3							

**9th 41 Aleix ESPARGARO** APRILIA SPA  
Aprilia Racing

Run #	1	Front Tyre	Slick-Medium	Rear Tyre	Slick-Medium	Speed
		New Tyre		New Tyre		
1	2'50.211	24.788	28.796	38.744	32.622	
2	<b>2'02.368</b>	25.275	28.030	37.902	31.161	312.1
3	<b>2'01.370</b>	24.949	27.913	37.843	30.665	322.3
4	<b>2'02.747</b>	25.423	28.045	38.579	30.700	330.2
5	<b>2'01.501</b>	25.058	27.870	37.820	30.753	325.3
6	2'15.254 P	27.057	29.296*	39.189	39.712	320.4
<b>Run # 2</b>	<b>Front Tyre</b>	Slick-Medium		<b>Rear Tyre</b>	Slick-Soft	
		6 Laps at start			New Tyre	
7	5'28.698	25.553	29.193	37.922	30.533	
8	<b>2'00.203</b>	24.961	27.555	37.316	30.371	330.2
9	2'14.183 P	28.785	28.261	38.359	38.778	331.2
<b>Run # 3</b>	<b>Front Tyre</b>	Slick-Medium		<b>Rear Tyre</b>	Slick-Soft	
		9 Laps at start			3 Laps at start	
10	5'32.337 *	24.434	28.184	38.403*	30.547	
11	<b>2'00.336</b>	24.941	27.626	37.368	30.401	325.3
12	2'09.282 P	25.149	27.828	38.306	37.999	326.2
<b>Run # 4</b>	<b>Front Tyre</b>	Slick-Medium		<b>Rear Tyre</b>	Slick-Soft	
		New Tyre			New Tyre	
13	5'35.969	25.418	28.490	40.441	35.655	
14	<b>1'59.155</b>	24.934	27.278	36.840	30.103	322.3
15	2'15.072 P	26.484	28.622	39.933	40.033	310.3
<b>Run # 5</b>	<b>Front Tyre</b>	Slick-Medium		<b>Rear Tyre</b>	Slick-Soft	
		3 Laps at start			3 Laps at start	
16	4'46.223 *	28.763	32.211*	40.678*	35.454	

**10th 21 Franco MORBIDELLI** YAMAHA ITA  
Monster Energy Yamaha MotoGP

Run #	1	Front Tyre	Slick-Medium	Rear Tyre	Slick-Medium	Speed
		New Tyre		New Tyre		
1	2'54.553	25.814	29.438	39.022	30.994	
2	<b>2'01.643</b>	25.422	27.891	37.918	30.412	314.8
3	<b>2'00.520</b>	24.961	27.696	37.452	30.411	328.2
4	<b>2'02.993</b>	25.011	29.101	37.888	30.993	325.3

**11th 63 Francesco BAGNAIA** DUCATI ITA  
Ducati Lenovo Team

Run #	1	Front Tyre	Slick-Medium	Rear Tyre	Slick-Soft	Speed
		New Tyre		New Tyre		
1	2'07.905	25.731	29.144	38.706	30.721	
2	<b>2'00.477</b>	25.071	27.789	37.489	30.128	330.2
3	<b>1'59.167</b>	24.580	27.402	37.120	30.065	334.3
4	2'10.327 P	24.617	28.263	38.259	39.188	333.3
<b>Run # 2</b>	<b>Front Tyre</b>	Slick-Medium		<b>Rear Tyre</b>	Slick-Soft	
		7 Laps at start			4 Laps at start	
5	8'01.092	24.300	28.560	38.389	30.581	
6	<b>2'00.575</b>	24.901	27.710	37.691	30.273	331.2
7	<b>2'00.003</b>	24.748	27.556	37.476	30.223	331.2
8	<b>2'01.894</b>	24.711	27.590	37.401	32.192	332.3
9	<b>2'02.155</b>	26.826	27.627	37.370	30.332	242.1
10	2'12.837 P	24.799	28.913	39.456	39.669	331.2
<b>Run # 3</b>	<b>Front Tyre</b>	Slick-Medium		<b>Rear Tyre</b>	Slick-Soft	
		13 Laps at start			10 Laps at start	
11	5'20.305	26.144	28.140	37.612	30.311	
12	2'07.016 P	24.675	27.512	37.381	37.448	333.3
<b>Run # 4</b>	<b>Front Tyre</b>	Slick-Medium		<b>Rear Tyre</b>	Slick-Soft	
		New Tyre			New Tyre	
13	6'25.909	27.353	30.394	38.764	30.393	
14	<b>2'00.782</b>	24.610	28.170	37.936	30.066	333.3
	unfinished	24.396	27.220			335.4

**12th 5 Johann ZARCO** DUCATI FRA  
Prima Pramac Racing

Run #	1	Front Tyre	Slick-Medium	Rear Tyre	Slick-Soft	Speed
		New Tyre		New Tyre		
1	2'54.553	25.814	29.438	39.022	30.994	
2	<b>2'01.643</b>	25.422	27.891	37.918	30.412	314.8
3	<b>2'00.520</b>	24.961	27.696	37.452	30.411	328.2
4	<b>2'02.993</b>	25.011	29.101	37.888	30.993	325.3

**Fastest Lap:** Jorge MARTIN Prima Pramac Racing SPA **1'58.583** 24.710 27.278 36.831 29.764

These data/results cannot be reproduced, stored and/or transmitted in whole or in part by any manner of electronic, mechanical, photocopying, recording, broadcasting or otherwise now known or herein after developed without the previous express consent by the copyright owner, except for reproduction in daily press and regular printed publications on sale to the public within 60 days of the event related to those data/results and always provided that copyright symbol appears together as follows below.  
© DORNA, 2022

Official MotoGP Timing by TISSOT  
www.motogp.com



# Free Practice Nr. 3

# MotoGP

Lap	Lap Time	T1	T2	T3	T4	Speed	Lap	Lap Time	T1	T2	T3	T4	Speed
5	<b>2'00.202</b>	24.937	27.427	37.463	30.375	330.2	6	<b>2'00.225</b>	24.828	27.418	37.678	30.301	331.2
6	2'17.568 P	29.593	29.910*	38.784	39.281	284.2	7	<b>2'00.317</b>	24.796	27.643	37.560	30.318	331.2
<b>Run # 2</b>	<b>Front Tyre</b>	Slick-Medium		<b>Rear Tyre</b>	Slick-Soft		8	<b>2'11.171</b>	24.869	35.826	39.960	30.516	328.2
		6 Laps at start			6 Laps at start		9	<b>2'00.579</b>	24.900	27.684	37.685	30.310	329.2
7	6'23.511	27.083	29.308	38.633	30.601		10	<b>2'00.307</b>	24.788	27.563	37.607	30.349	322.3
8	<b>2'01.321</b>	25.326	27.792	37.866	30.337	323.3	11	<b>2'01.115</b>	24.795	27.755	37.642	30.923	328.2
9	<b>2'00.443</b>	24.948	27.598	37.500	30.397	328.2	12	2'27.661 P	28.936	31.190	44.444	43.091	259.6
10	<b>2'02.032</b>	25.368	27.870	38.093	30.701	326.2	<b>Run # 2</b>	<b>Front Tyre</b>	Slick-Soft		<b>Rear Tyre</b>	Slick-Soft	
11	<b>2'01.735</b>	25.052	27.704	38.391	30.588	327.2			New Tyre			New Tyre	
12	2'09.752 P	25.051	27.696	37.542	39.463	328.2	13	12'02.935	30.487	29.326	43.183	30.372	
<b>Run # 3</b>	<b>Front Tyre</b>	Slick-Medium		<b>Rear Tyre</b>	Slick-Soft		14	<b>1'59.343</b>	<b>24.609</b>	27.538	37.262	<b>29.934</b>	<b>331.2</b>
		New Tyre			New Tyre		15	2'30.973 P	30.020	32.469	42.733	45.751	<b>334.3</b>
13	5'29.838	25.198	28.271	38.020	30.349		<b>15th 88 Miguel OLIVEIRA</b>			KTM	POR		
14	<b>1'59.602</b>	24.881	27.429	<b>37.120</b>	30.172	328.2	Red Bull KTM Factory Racing						
15	2'15.647 P	27.220*	29.681	39.388	39.358	295.0	Runs=2 Total laps=15 Full laps=9						
<b>Run # 4</b>	<b>Front Tyre</b>	Slick-Medium		<b>Rear Tyre</b>	Slick-Soft		<b>Run # 1</b>	<b>Front Tyre</b>	Slick-Medium		<b>Rear Tyre</b>	Slick-Soft	
		3 Laps at start			New Tyre				New Tyre			New Tyre	
16	3'08.942	24.886	28.532	38.189	30.459		1	2'48.439	26.251	29.640	39.162	31.167	
17	2'00.428 *	24.728	27.270	38.157*	30.273	<b>331.2</b>	2	<b>2'00.900</b>	25.326	27.665	37.557	30.352	316.7
18	<b>1'59.236</b>	<b>24.668</b>	<b>27.260</b>	37.258	<b>30.050</b>	331.2	3	<b>2'00.171</b>	24.993	27.432	37.344	30.402	326.2
<b>13th 33 Brad BINDER</b>			KTM	RSA			4	<b>2'00.558</b>	24.937	27.466	37.601	30.554	319.5
	Red Bull KTM Factory Racing						5	<b>2'00.419</b>	25.000	27.499	37.416	30.504	<b>327.2</b>
	Runs=2 Total laps=15 Full laps=8						6	<b>2'00.415</b>	24.926	27.560	37.535	30.394	320.4
<b>Run # 1</b>	<b>Front Tyre</b>	Slick-Medium		<b>Rear Tyre</b>	Slick-Soft		7	2'13.335 P	25.120	31.675	38.356	38.184	316.7
		New Tyre			New Tyre		<b>Run # 2</b>	<b>Front Tyre</b>	Slick-Medium		<b>Rear Tyre</b>	Slick-Soft	
1	2'41.441	28.817	33.034	39.643	31.153				New Tyre			New Tyre	
2	<b>2'00.846</b>	25.323	27.647	37.497	30.379	312.1	8	9'31.403	24.849	28.657	38.917	31.493	
3	<b>2'00.214</b>	25.016	27.411	37.391	30.396	322.3	9	<b>1'59.756</b>	24.850	27.396	37.354	30.156	325.3
4	<b>2'14.643</b>	29.127	27.552	41.700	36.264	319.5	10	1'59.897 *	24.809	<b>27.248</b>	37.546*	30.294	324.3
5	<b>2'05.532</b>	24.828	27.796	42.086	30.822	329.2	11	2'23.167 P	30.299	30.453	41.434	40.981	309.4
6	2'00.722 *	24.893	27.762*	37.650	30.417	329.2	<b>Run # 3</b>	<b>Front Tyre</b>	Slick-Medium		<b>Rear Tyre</b>	Slick-Soft	
7	<b>2'00.795</b>	24.928	27.607	37.683	30.577	330.2			4 Laps at start			New Tyre	
8	2'18.199 P	27.271	29.228	39.584	42.116	326.2	12	9'32.603	32.939	35.008	38.973	31.007	
<b>Run # 2</b>	<b>Front Tyre</b>	Slick-Medium		<b>Rear Tyre</b>	Slick-Soft		13	<b>2'01.021</b>	24.943	27.565	37.834	30.679	310.3
		New Tyre			New Tyre		14	<b>1'59.405</b>	<b>24.663</b>	27.418	<b>37.223</b>	<b>30.101</b>	317.6
9	9'30.649	27.911	28.802	38.517	30.369		15	<b>2'14.601</b>	27.871	36.043	39.909	30.778	324.3
10	1'59.854 *	24.810	27.264	37.505*	30.275	328.2	<b>16th 93 Marc MARQUEZ</b>			HONDA	SPA		
11	<b>1'59.513</b>	24.645	27.280	37.366	30.222	330.2	Repsol Honda Team						
12	2'17.448 P	24.786	32.078	38.676	41.908	328.2	Runs=3 Total laps=17 Full laps=10						
<b>Run # 3</b>	<b>Front Tyre</b>	Slick-Medium		<b>Rear Tyre</b>	Slick-Soft		<b>Run # 1</b>	<b>Front Tyre</b>	Slick-Medium		<b>Rear Tyre</b>	Slick-Soft	
		4 Laps at start			New Tyre				3 Laps at start			3 Laps at start	
13	8'46.542	30.550	31.922	40.421	31.647		1	2'16.124	26.286	29.590	38.934	30.972	
14	<b>1'59.697</b>	24.967	27.494	<b>37.259</b>	<b>29.977</b>	328.2	2	<b>2'01.746</b>	25.515	27.945	37.676	30.610	310.3
15	<b>1'59.322</b>	<b>24.605</b>	<b>27.219</b>	37.427	30.071	<b>331.2</b>	3	<b>2'01.218</b>	25.063	27.565	38.043	30.547	321.4
<b>14th 43 Jack MILLER</b>			DUCATI	AUS			4	<b>2'01.082</b>	25.088	27.783	37.619	30.592	325.3
	Ducati Lenovo Team						5	2'16.711 P	28.262	29.394	38.645	40.410	326.2
	Runs=2 Total laps=15 Full laps=11						<b>Run # 2</b>	<b>Front Tyre</b>	Slick-Medium		<b>Rear Tyre</b>	Slick-Soft	
<b>Run # 1</b>	<b>Front Tyre</b>	Slick-Medium		<b>Rear Tyre</b>	Slick-Soft				8 Laps at start			8 Laps at start	
		New Tyre			New Tyre		6	5'57.437	30.349	28.922	39.284	30.834	
1	2'08.490	24.473	28.679	38.364	30.889		7	<b>2'02.752</b>	25.395	28.894	37.897	30.566	327.2
2	<b>2'00.384</b>	25.021	27.782	37.360	30.221	323.3	8	<b>2'01.026</b>	25.242	27.770	37.581	30.433	329.2
3	<b>1'59.431</b>	24.716	27.407	<b>37.138</b>	30.170	329.2	9	<b>2'00.799</b>	25.021	27.678	37.541	30.559	328.2
4	<b>1'59.547</b>	24.661	<b>27.367</b>	37.311	30.208	329.2	10	2'14.710 P	25.979	29.545	39.304	39.882	321.4
5	<b>2'00.148</b>	24.848	27.579	37.430	30.291	331.2							

**Fastest Lap:** Jorge MARTIN Prima Pramac Racing SPA **1'58.583** 24.710 27.278 36.831 29.764

These data/results cannot be reproduced, stored and/or transmitted in whole or in part by any manner of electronic, mechanical, photocopying, recording, broadcasting or otherwise now known or herein after developed without the previous express consent by the copyright owner, except for reproduction in daily press and regular printed publications on sale to the public within 60 days of the event related to those data/results and always provided that copyright symbol appears together as follows below.  
© DORNA, 2022

Official MotoGP Timing by TISSOT  
www.motogp.com

Sepang, Saturday, October 22, 2022

Page 4 of 6



# Free Practice Nr. 3

# MotoGP

Lap	Lap Time	T1	T2	T3	T4	Speed	Lap	Lap Time	T1	T2	T3	T4	Speed
Run # 3	Front Tyre Slick-Medium New Tyre	Rear Tyre Slick-Soft New Tyre					Run # 3	Front Tyre Slick-Medium New Tyre	Rear Tyre Slick-Soft New Tyre				
11	7'03.395	26.300	28.264	37.687	30.171		8	2'02.384	25.474	28.474	38.007	30.429	
12	1'59.685	24.864	27.392	37.183	30.246	327.2	9	2'00.915	24.707	28.314	37.516	30.378	328.2
13	2'13.033 P	26.206	29.229	38.963	38.635	327.2	10	1'59.952	24.761	27.559	37.410	30.222	329.2
Run # 4	Front Tyre Slick-Medium 3 Laps at start	Rear Tyre Slick-Soft New Tyre					11	2'10.798 P	24.806	27.832	38.343	39.817	329.2
14	4'20.315	35.036	31.573	38.704	30.412		Run # 4	Front Tyre Slick-Medium 4 Laps at start	Rear Tyre Slick-Soft New Tyre				
15	2'00.932	24.671	28.115	37.940	30.206	325.3	12	3'14.547	25.241	28.848	38.883	30.573	
16	2'01.582	24.671	27.336	39.403	30.172	331.2	13	1'59.792 *	24.740	27.505	37.351 *	30.196	327.2
17	1'59.618	24.733	27.551	37.138	30.196	328.2							

**17th 73 Alex MARQUEZ** HONDA SPA  
LCR Honda CASTROL

Run #	Front Tyre	Slick-Medium	Rear Tyre	Slick-Medium	Speed	
1	2'17.072	25.285	29.434	38.847	30.810	
2	2'01.756	25.410	27.953	37.839	30.554	318.5
3	2'01.455 *	25.204	27.726	37.754	30.771 *	322.3
4	2'01.306	25.281	27.740	37.758	30.527	319.5
5	2'15.436 P	28.003	28.790	39.269	39.374	315.7
Run # 2	Front Tyre Slick-Medium 5 Laps at start	Rear Tyre Slick-Medium 5 Laps at start				
6	6'00.665	25.424	29.033	38.884	31.036	
7	2'05.199	25.509	28.081	40.327	31.282	321.4
8	2'02.012	25.323	28.039	38.054	30.596	320.4
9	2'12.699 P	25.431	27.993	40.258	39.017	320.4
Run # 3	Front Tyre Slick-Medium New Tyre	Rear Tyre Slick-Soft New Tyre				
10	7'52.777	26.797	29.968	43.194	33.407	
11	2'00.356	25.018	27.652	37.460	30.226	327.2
12	1'59.934	24.849	27.573	37.236	30.276	328.2
13	2'12.417 P	26.714	28.699	38.689	38.315	323.3
Run # 4	Front Tyre Slick-Medium 4 Laps at start	Rear Tyre Slick-Soft New Tyre				
14	5'32.970	25.722	33.111	39.469	30.632	
15	2'02.912	25.127	27.731	39.682	30.372	330.2
	unfinished	24.869	27.521			327.2

**18th 49 Fabio DI GIANNANTONI** DUCATI ITA  
Gresini Racing MotoGP

Run #	Front Tyre	Slick-Medium	Rear Tyre	Slick-Soft	Speed	
1	2'27.468	26.553	30.029	39.387	31.724	
2	2'01.349	25.342	27.873	37.537	30.597	312.1
3	2'00.684	24.907	27.781	37.377	30.619	328.2
4	2'00.691	24.843	27.783	37.441	30.624	330.2
5	2'02.153	25.100	27.806	38.302	30.945	330.2
6	2'11.620 P	24.892	27.712	37.457	41.559	330.2
Run # 2	Front Tyre Slick-Medium 6 Laps at start	Rear Tyre Slick-Soft 10 Laps at start				
7	13'01.701	25.530	28.565	40.919	31.151	
	unfinished	24.998	27.751			327.2

**19th 35 Cal CRUTCHLOW** YAMAHA GBR  
WithU Yamaha RNF MotoGP Team

Run #	Front Tyre	Slick-Medium	Rear Tyre	Slick-Hard	Speed	
1	2'45.747	25.602	29.374	43.138	31.126	
2	2'01.686	25.382	27.883	37.915	30.506	317.6
3	2'01.242	25.097	27.867	37.775	30.503	324.3
4	2'10.686 P	25.067	27.820	37.854	39.945	323.3
Run # 2	Front Tyre Slick-Medium 7 Laps at start	Rear Tyre Slick-Hard 4 Laps at start				
5	6'53.130	26.360	29.375	38.967	31.327	
6	2'01.787	25.177	28.095	37.908	30.607	323.3
7	2'01.328	25.079	27.847	37.788	30.614	323.3
8	2'01.503	25.147	27.920	37.862	30.574	323.3
9	2'12.591 P	26.117	29.080	38.976	38.418	319.5
Run # 3	Front Tyre Slick-Medium New Tyre	Rear Tyre Slick-Soft New Tyre				
10	7'48.557	32.770	29.942	38.566	30.617	
11	2'04.414	26.956	28.345	38.490	30.623	328.2
12	1'59.999	24.847	27.578	37.317	30.257	323.3
13	2'08.325 P	25.157	28.003	38.102	37.063	323.3
Run # 4	Front Tyre Slick-Medium 4 Laps at start	Rear Tyre Slick-Soft New Tyre				
14	4'28.697	31.172	30.737	38.484	30.685	
15	2'05.163	24.971	27.481	42.355	30.356	320.4
	unfinished	24.740				327.2

**20th 87 Remy GARDNER** KTM AUS  
Tech3 KTM Factory Racing

Run #	Front Tyre	Slick-Hard	Rear Tyre	Slick-Soft	Speed	
1	2'31.520	26.486	30.169	39.861	34.058	
2	2'06.528	25.729	28.079	40.610	32.110	311.2
3	2'01.702	25.269	27.877	37.826	30.730	317.6
4	2'01.074	25.001	27.749	37.653	30.671	324.3
5	2'09.912	25.112	30.202	39.767	34.831	324.3
6	3'06.053 P	25.076	1'17.025	41.944	42.008	313.9
Run # 2	Front Tyre Slick-Medium New Tyre	Rear Tyre Slick-Soft New Tyre				
7	13'56.069	25.821	30.636	41.890	31.439	
8	2'01.226	25.135	27.734	37.657	30.700	320.4
9	2'03.411	26.479	28.472	38.072	30.388	323.3
10	2'00.690	24.981	27.611	37.494	30.604	323.3

**Fastest Lap:** Jorge MARTIN Prima Pramac Racing SPA 1'58.583 24.710 27.278 36.831 29.764

These data/results cannot be reproduced, stored and/or transmitted in whole or in part by any manner of electronic, mechanical, photocopying, recording, broadcasting or otherwise now known or herein after developed without the previous express consent by the copyright owner, except for reproduction in daily press and regular printed publications on sale to the public within 60 days of the event related to those data/results and always provided that copyright symbol appears together as follows below.  
© DORNA, 2022

Official MotoGP Timing by TISSOT  
www.motogp.com

Sepang, Saturday, October 22, 2022

Page 5 of 6





# Free Practice Nr. 3

MotoGP

Lap	Lap Time	T1	T2	T3	T4	Speed	Lap	Lap Time	T1	T2	T3	T4	Speed
11	2'14.701 P	26.475	28.846	40.392	38.988	319.5	Run # 1	Front Tyre Slick-Medium	Rear Tyre Slick-Soft				
								New Tyre	New Tyre				
12	6'08.157	25.756	29.777	39.013	36.293		1	2'40.095	28.606	30.725	40.268	31.281	
13	<b>2'07.357</b>	27.539	29.026	38.903	31.889	318.5	2	<b>2'02.623</b>	25.468	28.076	38.088	30.991	313.9
14	<b>2'00.126</b>	24.875	27.462	37.485	30.304	323.3	3	<b>2'08.223</b>	25.260	32.547	39.418	30.998	309.4
							4	3'41.376 P	25.213	27.802	1'57.054	51.307	313.9

**21st** **44** **Po ESPARGARO** HONDA SPA  
Repsol Honda Team

Runs=2 Total laps=10 Full laps=7

Run #	1	Front Tyre	Slick-Medium	Rear Tyre	Slick-Medium
		4 Laps at start		3 Laps at start	
1	2'30.063	25.847	30.441	40.281	31.818
2	<b>2'08.663</b>	25.641	28.193	41.124	33.705
3	<b>2'01.488</b>	25.301	27.899	37.676	30.612
4	<b>2'11.845</b>	25.146	27.761	42.147	36.791
	<b>unfinished</b>	25.167	27.890	37.847	317.6

Run #	2	Front Tyre	Slick-Medium	Rear Tyre	Slick-Soft
		New Tyre		New Tyre	
5	<b>2'01.690</b>	24.466	28.476	38.105	30.643
6	<b>2'00.707</b>	24.976	27.783	37.541	30.407
7	<b>2'00.234</b>	24.811	27.626	37.483	30.314
8	2'17.932 P	27.263	30.103	40.640	39.926

Run #	3	Front Tyre	Slick-Medium	Rear Tyre	Slick-Soft
		4 Laps at start		New Tyre	
9	9'21.360	29.563	31.353	45.038	30.628

**22nd** **40** **Darryn BINDER** YAMAHA RSA  
WithU Yamaha RNF MotoGP Team

Runs=3 Total laps=15 Full laps=8

Run #	1	Front Tyre	Slick-Medium	Rear Tyre	Slick-Soft
		New Tyre		New Tyre	
1	2'30.468	25.707	30.135	40.090	31.940
2	<b>2'02.944</b>	25.539	28.139	38.310	30.956
3	<b>2'07.924</b>	31.253	28.344	37.772	30.555
4	<b>2'01.051</b>	25.057	27.800	37.770	30.424
5	<b>2'01.125</b>	24.993	27.834	37.782	30.516
6	<b>2'11.758</b>	34.440	28.489	38.261	30.568
7	2'16.409 P	25.173	30.405	38.785	42.046

Run #	2	Front Tyre	Slick-Medium	Rear Tyre	Slick-Soft
		New Tyre		New Tyre	
8	13'29.903 *	26.208	36.146	39.012*	30.589
9	<b>2'09.541</b>	25.075	30.891	43.023	30.552
10	<b>2'00.562</b>	24.811	27.660	37.671	30.420
11	<b>2'00.405</b>	24.702	27.613	37.732	30.358
12	2'15.584 P	27.073	28.959	39.072	40.480

Run #	3	Front Tyre	Slick-Medium	Rear Tyre	Slick-Soft
		5 Laps at start		New Tyre	
13	5'33.694 *	37.337	31.158	38.939	30.501*
14	2'04.692 *	24.920	27.643	38.458*	33.671
15	2'31.329 P	30.583	30.708	45.279	44.759

**23rd** **25** **Raul FERNANDEZ** KTM SPA  
Tech3 KTM Factory Racing

Runs=3 Total laps=14 Full laps=7

**24th** **45** **Tetsuta NAGASHIMA** HONDA JPN  
LCR Honda IDEMITSU

Runs=2 Total laps=16 Full laps=11

Run #	1	Front Tyre	Slick-Medium	Rear Tyre	Slick-Soft
		New Tyre		New Tyre	
1	2'16.506	27.097	29.901	39.171	30.917
2	<b>2'02.210</b>	25.436	27.968	38.130	30.676
3	<b>2'02.521</b>	25.566	27.975	38.087	30.893
4	<b>2'02.560</b>	25.435	28.211	38.142	30.772
5	<b>2'02.361</b>	25.238	28.102	38.149	30.872
6	2'15.148 P	25.228	28.772	38.621	42.527

Run #	2	Front Tyre	Slick-Medium	Rear Tyre	Slick-Soft
		6 Laps at start		New Tyre	
7	7'03.711	25.232	28.356	38.555	30.691
8	<b>2'01.683</b>	25.102	27.927	37.896	30.758
9	<b>2'01.735</b>	25.107	27.796	38.057	30.775
10	<b>2'04.750</b>	27.904	28.037	38.096	30.713
11	2'14.012 P	25.200	27.833	38.011	42.968

**24th** **45** **Tetsuta NAGASHIMA** HONDA JPN  
LCR Honda IDEMITSU

Runs=2 Total laps=16 Full laps=11

Run #	3	Front Tyre	Slick-Medium	Rear Tyre	Slick-Soft
		New Tyre		New Tyre	
12	10'27.035	28.100	28.908	38.015	30.706
13	<b>2'01.208</b>	25.090	27.670	37.730	30.718
14	<b>2'01.406</b>	24.925	27.768	38.244	30.469
15	<b>2'10.637</b>	28.521	27.758	43.546	30.812
16	<b>2'10.342</b>	24.955	28.936	44.711	31.740

**Fastest Lap:** Jorge MARTIN Prima Pramac Racing SPA **1'58.583** 24.710 27.278 36.831 29.764

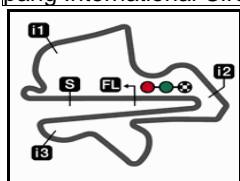
These data/results cannot be reproduced, stored and/or transmitted in whole or in part by any manner of electronic, mechanical, photocopying, recording, broadcasting or otherwise now known or herein after developed without the previous express consent by the copyright owner, except for reproduction in daily press and regular printed publications on sale to the public within 60 days of the event related to those data/results and always provided that copyright symbol appears together as follows below.  
© DORNA, 2022

Official MotoGP Timing by TISSOT  
www.motogp.com



Sepang, Saturday, October 22, 2022

Page 6 of 6



5543 m.

## PETRONAS GRAND PRIX OF MALAYSIA

## Free Practice Nr. 3

## Best Partial Times

MotoGP™

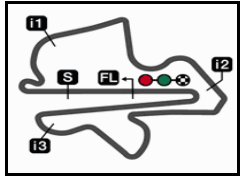
IT Ideal Lap Time, sum of the best partial times

BT Best Lap Time

T1		T2		T3		T4				IT		BT	
Pos	Rider	Time	Rider	Time	Rider	Time	Rider	Time	Pos	Rider	IT	BT	
1	F.BAGNAIA	24.396	M.VIÑALES	27.164	J.MARTIN	36.831	J.MARTIN	29.764	1	J.MARTIN	1'58.583	1'58.583	(1)
2	M.VIÑALES	24.502	M.BEZZECCHI	27.182	A.ESPARGARO	36.840	J.MILLER	29.934	2	M.BEZZECCHI	1'58.667	1'58.772	(2)
3	M.BEZZECCHI	24.520	B.BINDER	27.219	M.BEZZECCHI	36.979	E.BASTIANINI	29.953	3	M.VIÑALES	1'58.700	1'58.796	(3)
4	L.MARINI	24.525	F.BAGNAIA	27.220	F.MORBIDELLI	37.001	A.RINS	29.974	4	F.BAGNAIA	1'58.801	1'59.167	(11)
5	F.QUARTARARO	24.526	E.BASTIANINI	27.228	M.VIÑALES	37.013	B.BINDER	29.977	5	L.MARINI	1'58.806	1'58.806	(4)
6	J.MIR	24.535	L.MARINI	27.247	L.MARINI	37.023	J.MIR	29.983	6	E.BASTIANINI	1'58.915	1'59.003	(6)
7	A.RINS	24.574	M.OLIVEIRA	27.248	J.MIR	37.075	M.BEZZECCHI	29.986	7	J.MIR	1'58.920	1'58.920	(5)
8	E.BASTIANINI	24.584	A.RINS	27.253	F.QUARTARARO	37.106	L.MARINI	30.011	8	A.RINS	1'58.969	1'59.126	(8)
9	B.BINDER	24.605	J.ZARCO	27.260	J.ZARCO	37.120	M.VIÑALES	30.021	9	F.QUARTARARO	1'59.027	1'59.067	(7)
10	J.MILLER	24.609	A.ESPARGARO	27.278	F.BAGNAIA	37.120	J.ZARCO	30.050	10	J.MILLER	1'59.048	1'59.343	(14)
11	F.MORBIDELLI	24.610	J.MARTIN	27.278	J.MILLER	37.138	F.BAGNAIA	30.065	11	B.BINDER	1'59.060	1'59.322	(13)
12	M.OLIVEIRA	24.663	F.QUARTARARO	27.295	M.MARQUEZ	37.138	F.QUARTARARO	30.100	12	J.ZARCO	1'59.098	1'59.236	(12)
13	J.ZARCO	24.668	J.MIR	27.327	E.BASTIANINI	37.150	M.OLIVEIRA	30.101	13	F.MORBIDELLI	1'59.154	1'59.167	(10)
14	M.MARQUEZ	24.671	M.MARQUEZ	27.336	A.RINS	37.168	A.ESPARGARO	30.103	14	A.ESPARGARO	1'59.155	1'59.155	(9)
15	D.BINDER	24.702	J.MILLER	27.367	M.OLIVEIRA	37.223	F.MORBIDELLI	30.112	15	M.OLIVEIRA	1'59.235	1'59.405	(15)
16	F.DI GIANNANTO	24.707	F.MORBIDELLI	27.431	A.MARQUEZ	37.236	M.MARQUEZ	30.171	16	M.MARQUEZ	1'59.316	1'59.618	(16)
17	J.MARTIN	24.710	R.GARDNER	27.462	B.BINDER	37.259	F.DI GIANNANTO	30.196	17	F.DI GIANNANTO	1'59.785	1'59.952	(18)
18	C.CRUTCHLOW	24.740	C.CRUTCHLOW	27.481	C.CRUTCHLOW	37.317	A.MARQUEZ	30.226	18	C.CRUTCHLOW	1'59.795	1'59.999	(19)
19	P.ESPARGARO	24.811	F.DI GIANNANTO	27.505	F.DI GIANNANTO	37.377	C.CRUTCHLOW	30.257	19	A.MARQUEZ	1'59.832	1'59.934	(17)
20	A.MARQUEZ	24.849	R.FERNANDEZ	27.514	P.ESPARGARO	37.483	R.GARDNER	30.304	20	R.GARDNER	2'00.126	2'00.126	(20)
21	R.GARDNER	24.875	A.MARQUEZ	27.521	R.GARDNER	37.485	P.ESPARGARO	30.314	21	P.ESPARGARO	2'00.234	2'00.234	(21)
22	T.NAGASHIMA	24.925	D.BINDER	27.613	R.FERNANDEZ	37.568	R.FERNANDEZ	30.357	22	D.BINDER	2'00.344	2'00.405	(22)
23	A.ESPARGARO	24.934	P.ESPARGARO	27.626	D.BINDER	37.671	D.BINDER	30.358	23	R.FERNANDEZ	2'00.420	2'00.475	(23)
24	R.FERNANDEZ	24.981	T.NAGASHIMA	27.670	T.NAGASHIMA	37.730	T.NAGASHIMA	30.469	24	T.NAGASHIMA	2'00.794	2'01.208	(24)


These data/results cannot be reproduced, stored and/or transmitted in whole or in part by any manner of electronic, mechanical, photocopying, recording, broadcasting or otherwise now known or herein after developed without the previous express consent by the copyright owner, except for reproduction in daily press and regular printed publications on sale to the public within 60 days of the event related to those data/results and always provided that copyright symbol appears together as follows below.  
© DORNA, 2022





5543 m.

**PETRONAS GRAND PRIX OF MALAYSIA****Free Practice Nr. 3****Fastest Laps Sequence**

<i>Practice Time</i>	 <i>Rider</i>	<i>Nation</i>	<i>Motorcycle</i>	<i>Time</i>	<i>Km/h</i>	<i>Rider's Lap</i>
<b>4'08.382</b>	63 <b>Francesco BAGNAIA</b>	ITA	DUCATI	<b>2'00.477</b>	165.6	2
<b>4'08.874</b>	43 <b>Jack MILLER</b>	AUS	DUCATI	<b>2'00.384</b>	165.7	2
<b>6'07.549</b>	63 <b>Francesco BAGNAIA</b>	ITA	DUCATI	<b>1'59.167</b>	167.4	3
<b>40'12.418</b>	89 <b>Jorge MARTIN</b>	SPA	DUCATI	<b>1'58.583</b>	168.2	13

These data/results cannot be reproduced, stored and/or transmitted in whole or in part by any manner of electronic, mechanical, photocopying, recording, broadcasting or otherwise now known or herein after developed without the previous express consent by the copyright owner, except for reproduction in daily press and regular printed publications on sale to the public within 60 days of the event related to those data/results and always provided that copyright symbol appears together as follows below.

© DORNA, 2022

Official MotoGP Timing by **TISSOT**  
www.motogp.com

**Sepang, Saturday, October 22, 2022**