


4005 m.

## GRAN PREMIO MOTUL DE LA COMUNITAT VALENCIANA

## Free Practice Nr. 3

## Classification

10

		Rider	Nation	Team	Motorcycle	Time	Lap Total	Gap	Top Speed
1	6	Ryusei YAMANAKA	JPN	MT Helmets - MSI	KTM	<b>1'38.482</b>	13 16		<b>232.2</b>
2	48	Ivan ORTOLÁ	SPA	Angeluss MTA Team	KTM	<b>1'38.537</b>	9 13	0.055 0.055	<b>233.0</b>
3	10	Diogo MOREIRA	BRA	MT Helmets - MSI	KTM	<b>1'38.585</b>	15 17	0.103 0.048	<b>231.5</b>
4	7	Dennis FOGGIA	ITA	Leopard Racing	HONDA	<b>1'38.627</b>	18 20	0.145 0.042	<b>234.6</b>
5	28	Izan GUEVARA	SPA	Valresa GASGAS Aspar Team	GASGAS	<b>1'38.684</b>	16 20	0.202 0.057	<b>229.9</b>
6	11	Sergio GARCIA	SPA	Valresa GASGAS Aspar Team	GASGAS	<b>1'38.720</b>	17 20	0.238 0.036	<b>229.2</b>
7	43	Xavier ARTIGAS	SPA	CFMOTO Racing PruestelGP	CFMOTO	<b>1'38.920</b>	9 11	0.438 0.200	<b>232.2</b>
8	24	Tatsuki SUZUKI	JPN	Leopard Racing	HONDA	<b>1'38.959</b>	15 17	0.477 0.039	<b>229.9</b>
9	17	John MCPHEE	GBR	Sterilgarda Husqvarna Max	HUSQVARNA	<b>1'38.974</b>	13 15	0.492 0.015	<b>229.9</b>
10	38	David SALVADOR	SPA	Angeluss MTA Team	KTM	<b>1'39.076</b>	15 17	0.594 0.102	<b>232.2</b>
11	96	Daniel HOLGADO	SPA	Red Bull KTM Ajo	KTM	<b>1'39.109</b>	17 17	0.627 0.033	<b>230.7</b>
12	99	Carlos TATAY	SPA	CFMOTO Racing PruestelGP	CFMOTO	<b>1'39.122</b>	17 19	0.640 0.013	<b>232.2</b>
13	53	Deniz ÖNCÜ	TUR	Red Bull KTM Tech3	KTM	<b>1'39.126</b>	9 16	0.644 0.004	<b>231.5</b>
14	54	Riccardo ROSSI	ITA	SIC58 Squadra Corse	HONDA	<b>1'39.179</b>	10 16	0.697 0.053	<b>229.9</b>
15	66	Joel KELSO	AUS	CIP Green Power	KTM	<b>1'39.196</b>	13 16	0.714 0.017	<b>233.0</b>
16	71	Ayumu SASAKI	JPN	Sterilgarda Husqvarna Max	HUSQVARNA	<b>1'39.320</b>	14 14	0.838 0.124	<b>229.9</b>
17	5	Jaume MASIA	SPA	Red Bull KTM Ajo	KTM	<b>1'39.322</b>	16 17	0.840 0.002	<b>229.9</b>
18	16	Andrea MIGNO	ITA	Rivacold Snipers Team	HONDA	<b>1'39.438</b>	13 15	0.956 0.116	<b>228.4</b>
19	27	Kaito TOBA	JPN	CIP Green Power	KTM	<b>1'39.443</b>	15 16	0.961 0.005	<b>231.5</b>
20	44	David MUÑOZ	SPA	BOE Motorsports	KTM	<b>1'39.486</b>	13 17	1.004 0.043	<b>231.5</b>
21	31	Adrian FERNANDEZ	SPA	Red Bull KTM Tech3	KTM	<b>1'39.643</b>	15 18	1.161 0.157	<b>232.2</b>
22	77	Filippo FARIOLI	ITA	GASGAS Aspar Team	GASGAS	<b>1'39.918</b>	15 19	1.436 0.275	<b>230.7</b>
23	9	Nicola Fabio CARRARO	ITA	QJMotor Avintia Racing Team	KTM	<b>1'39.963</b>	14 16	1.481 0.045	<b>231.5</b>
24	20	Lorenzo FELLON	FRA	SIC58 Squadra Corse	HONDA	<b>1'40.024</b>	14 17	1.542 0.061	<b>227.6</b>
25	95	David ALMANSA	SPA	Finetwork Team BOE Motorsports	KTM	<b>1'40.145</b>	15 18	1.663 0.121	<b>230.7</b>
26	64	Mario AJI	INA	Honda Team Asia	HONDA	<b>1'40.194</b>	15 16	1.712 0.049	<b>224.7</b>
27	72	Taiyo FURUSATO	JPN	Honda Team Asia	HONDA	<b>1'40.224</b>	16 17	1.742 0.030	<b>229.9</b>
28	19	Scott OGDEN	GBR	VisionTrack Racing Team	HONDA	<b>1'40.410</b>	12 16	1.928 0.186	<b>229.2</b>
29	23	Elia BARTOLINI	ITA	QJMotor Avintia Racing Team	KTM	<b>1'40.647</b>	10 19	2.165 0.237	<b>230.7</b>
30	67	Alberto SURRA	ITA	Rivacold Snipers Team	HONDA	<b>1'40.651</b>	10 17	2.169 0.004	<b>225.4</b>
31	70	Joshua WHATLEY	GBR	VisionTrack Racing Team	HONDA	<b>1'40.831</b>	13 16	2.349 0.180	<b>229.2</b>
32	22	Ana CARRASCO	SPA	BOE Motorsports	KTM	<b>1'40.882</b>	11 18	2.400 0.051	<b>231.5</b>

Practice condition: Dry

Air: 12°

Humidity: 55%

Ground: 36°

<b>Fastest Lap:</b>	Lap: 13	<b>Ryusei YAMANAKA</b>	<b>1'38.482</b>	146.4 Km/h
<b>Best Race Lap:</b>	2020	<b>Sergio GARCIA</b>	<b>1'38.858</b>	145.8 Km/h
<b>All Time Lap Record:</b>	2020	<b>Darryn BINDER</b>	<b>1'38.286</b>	146.6 Km/h

The results are provisional until the end of the limit for protest and appeals.

Time limit for protest expires 30' after publication of the results - ..... Time: .....

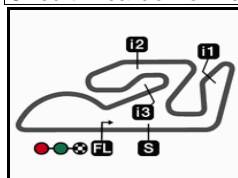
These data/results cannot be reproduced, stored and/or transmitted in whole or in part by any manner of electronic, mechanical, photocopying, recording, broadcasting or otherwise now known or herein after developed without the previous express consent by the copyright owner, except for reproduction in daily press and regular printed publications on sale to the public within 60 days of the event related to those data/results and always provided that copyright symbol appears together as follows below.

© DORNA, 2022

Official MotoGP Timing by TISSOT  
www.motogp.com

Cheste, Saturday, November 05, 2022




4005 m.

## GRAN PREMIO MOTUL DE LA COMUNITAT VALENCIANA

## Free Practice Nr. 3

## Combined Free Practice Times

11

		Rider	Nation	Team	MOTORCYCLE	FP1	FP2	FP3	Gap				
1	6	R.YAMANAKA	JPN	MT Helmets - MSI	KTM	1'39.905	16	1'39.794	15	<b>1'38.482</b>	13		
2	48	I.ORTOLÁ	SPA	Angeluss MTA Team	KTM	1'40.486	13	1'40.398	15	<b>1'38.537</b>	9	0.055	0.055
3	10	D.MOREIRA	BRA	MT Helmets - MSI	KTM	1'39.543	15	1'39.599	15	<b>1'38.585</b>	15	0.103	0.048
4	7	D.FOGGIA	ITA	Leopard Racing	HONDA	1'39.780	15	1'39.488	19	<b>1'38.627</b>	18	0.145	0.042
5	28	I.GUEVARA	SPA	Valresa GASGAS Aspar Team	GASGAS	1'39.533	17	1'39.909	11	<b>1'38.684</b>	16	0.202	0.057
6	11	S.GARCIA	SPA	Valresa GASGAS Aspar Team	GASGAS	1'39.855	19	1'39.586	18	<b>1'38.720</b>	17	0.238	0.036
7	43	X.ARTIGAS	SPA	CFMOTO Racing PruestelGP	CFMOTO	1'39.938	16	1'39.642	16	<b>1'38.920</b>	9	0.438	0.200
8	24	T.SUZUKI	JPN	Leopard Racing	HONDA	1'40.145	16	1'39.467	14	<b>1'38.959</b>	15	0.477	0.039
9	17	J.MCPHEE	GBR	Sterilgarda Husqvarna Max	HUSQVARNA	1'39.847	17	1'39.837	13	<b>1'38.974</b>	13	0.492	0.015
10	38	D.SALVADOR	SPA	Angeluss MTA Team	KTM	1'40.636	14	1'39.597	15	<b>1'39.076</b>	15	0.594	0.102
11	96	D.HOLGADO	SPA	Red Bull KTM Ajo	KTM	1'39.683	18	1'39.671	19	<b>1'39.109</b>	17	0.627	0.033
12	99	C.TATAY	SPA	CFMOTO Racing PruestelGP	CFMOTO	1'40.936	15	1'39.537	16	<b>1'39.122</b>	17	0.640	0.013
13	53	D.ÖNCÜ	TUR	Red Bull KTM Tech3	KTM	1'39.722	15	1'40.405	12	<b>1'39.126</b>	9	0.644	0.004
14	54	R.ROSSI	ITA	SIC58 Squadra Corse	HONDA	1'40.116	18	1'40.627	8	<b>1'39.179</b>	10	0.697	0.053
15	66	J.KELSO	AUS	CIP Green Power	KTM	1'40.518	18	1'40.795	11	<b>1'39.196</b>	13	0.714	0.017
16	71	A.SASAKI	JPN	Sterilgarda Husqvarna Max	HUSQVARNA	1'39.715	15	1'40.217	4	<b>1'39.320</b>	14	0.838	0.124
17	5	J.MASIA	SPA	Red Bull KTM Ajo	KTM	1'40.545	15	1'40.375	15	<b>1'39.322</b>	16	0.840	0.002
18	16	A.MIGNO	ITA	Rivacold Snipers Team	HONDA	1'40.231	18	1'40.999	15	<b>1'39.438</b>	13	0.956	0.116
19	27	K.TOBA	JPN	CIP Green Power	KTM	1'40.030	15	1'40.799	3	<b>1'39.443</b>	15	0.961	0.005
20	44	D.MUÑOZ	SPA	BOE Motorsports	KTM	1'40.629	14	1'39.935	9	<b>1'39.486</b>	13	1.004	0.043
21	31	A.FERNANDEZ	SPA	Red Bull KTM Tech3	KTM	1'40.296	18	1'39.996	14	<b>1'39.643</b>	15	1.161	0.157
22	77	F.FARIOLI	ITA	GASGAS Aspar Team	GASGAS	1'40.215	17	1'41.290	4	<b>1'39.918</b>	15	1.436	0.275
23	9	N.CARRARO	ITA	QJMotor Avintia Racing Team	KTM	1'41.485	8	1'40.931	3	<b>1'39.963</b>	14	1.481	0.045
24	20	L.FELLON	FRA	SIC58 Squadra Corse	HONDA	1'41.347	16	1'40.805	17	<b>1'40.024</b>	14	1.542	0.061
25	95	D.ALMANSA	SPA	Finetwork Team BOE Motorsports	KTM	1'40.800	17	1'40.284	15	<b>1'40.145</b>	15	1.663	0.121
26	64	M.AJI	INA	Honda Team Asia	HONDA	1'42.002	18	1'41.343	11	<b>1'40.194</b>	15	1.712	0.049
27	72	T.FURUSATO	JPN	Honda Team Asia	HONDA	1'41.912	14	1'40.943	11	<b>1'40.224</b>	16	1.742	0.030
28	19	S.OGDEN	GBR	VisionTrack Racing Team	HONDA	1'41.902	17	1'41.374	11	<b>1'40.410</b>	12	1.928	0.186
29	23	E.BARTOLINI	ITA	QJMotor Avintia Racing Team	KTM	1'42.032	18	1'40.796	15	<b>1'40.647</b>	10	2.165	0.237
30	67	A.SURRA	ITA	Rivacold Snipers Team	HONDA	1'41.706	13	1'41.798	6	<b>1'40.651</b>	10	2.169	0.004
31	70	J.WHATLEY	GBR	VisionTrack Racing Team	HONDA	1'41.467	16	1'41.962	12	<b>1'40.831</b>	13	2.349	0.180
32	22	A.CARRASCO	SPA	BOE Motorsports	KTM	1'43.015	13	1'42.460	15	<b>1'40.882</b>	11	2.400	0.051

<b>Pole Position Record:</b>	2020	<b>Darryn BINDER</b>	<b>1'38.286</b>	146.6 Km/h
<b>Best Race Lap:</b>	2020	<b>Sergio GARCIA</b>	<b>1'38.858</b>	145.8 Km/h
<b>All Time Lap Record:</b>	2020	<b>Darryn BINDER</b>	<b>1'38.286</b>	146.6 Km/h

The results are provisional until the end of the limit for protest and appeals.

Time limit for protest expires 60' after publication of the results - ..... Time: .....

These data/results cannot be reproduced, stored and/or transmitted in whole or in part by any manner of electronic, mechanical, photocopying, recording, broadcasting or otherwise now known or herein after developed without the previous express consent by the copyright owner, except for reproduction in daily press and regular printed publications on sale to the public within 60 days of the event related to those data/results and always provided that copyright symbol appears together as follows below.

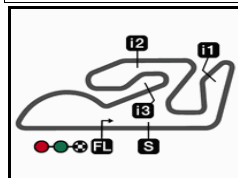
© DORNA, 2022

Official MotoGP Timing by TISSOT  
www.motogp.com

Cheste, Saturday, November 05, 2022







4005 m.

## GRAN PREMIO MOTUL DE LA COMUNITAT VALENCIANA

## Free Practice Nr. 3

## Top Speed &amp; Average

12



Rider	Nation	Motorcycle	Top 5 speeds					Average	Top
7 Dennis FOGGIA	ITA	HONDA	234.6	229.9	229.9	228.4	227.6	229.0	234.6
48 Ivan ORTOLÁ	SPA	KTM	233.0	231.5	229.9	229.2	226.9	230.1	233.0
66 Joel KELSO	AUS	KTM	233.0	230.7	229.9	227.6	226.9	229.2	233.0
6 Ryusei YAMANAKA	JPN	KTM	232.2	231.5	230.7	229.2	228.4	230.4	232.2
31 Adrian FERNANDEZ	SPA	KTM	232.2	230.7	230.7	229.9	229.9	230.6	232.2
38 David SALVADOR	SPA	KTM	232.2	232.2	230.7	229.2	229.2	230.5	232.2
43 Xavier ARTIGAS	SPA	CFMOTO	232.2	231.5	231.5	230.7	230.7	231.1	232.2
99 Carlos TATAY	SPA	CFMOTO	232.2	226.9	225.4	225.4	223.9	226.3	232.2
9 Nicola Fabio CARRARO	ITA	KTM	231.5	231.5	229.2	228.4	228.4	229.8	231.5
10 Diogo MOREIRA	BRA	KTM	231.5	230.7	229.9	229.9	228.4	229.3	231.5
22 Ana CARRASCO	SPA	KTM	231.5	231.5	230.7	229.2	228.4	229.7	231.5
27 Kaito TOBA	JPN	KTM	231.5	231.5	228.4	227.6	226.9	228.2	231.5
44 David MUÑOZ	SPA	KTM	231.5	231.5	230.7	229.9	229.2	230.2	231.5
53 Deniz ÖNCÜ	TUR	KTM	231.5	227.6	227.6	226.9	226.1	227.6	231.5
23 Elia BARTOLINI	ITA	KTM	230.7	229.9	229.2	227.6	227.6	229.0	230.7
77 Filippo FARIOLI	ITA	GASGAS	230.7	229.2	229.2	227.6	227.6	228.9	230.7
95 David ALMANSA	SPA	KTM	230.7	230.7	226.9	226.1	225.4	227.5	230.7
96 Daniel HOLGADO	SPA	KTM	230.7	229.9	229.2	229.2	228.4	229.3	230.7
5 Jaume MASIA	SPA	KTM	229.9	228.4	228.4	227.6	226.9	227.6	229.9
17 John MCPHEE	GBR	HUSQVARNA	229.9	229.9	229.9	229.9	229.2	229.7	229.9
24 Tatsuki SUZUKI	JPN	HONDA	229.9	229.2	229.2	228.4	227.6	228.7	229.9
28 Izan GUEVARA	SPA	GASGAS	229.9	228.4	227.6	226.9	226.9	227.6	229.9
54 Riccardo ROSSI	ITA	HONDA	229.9	229.2	228.4	226.9	226.9	228.0	229.9
71 Ayumu SASAKI	JPN	HUSQVARNA	229.9	229.9	229.2	229.2	228.4	229.1	229.9
72 Taiyo FURUSATO	JPN	HONDA	229.9	226.9	226.1	225.4	224.7	226.1	229.9
11 Sergio GARCIA	SPA	GASGAS	229.2	226.9	226.9	226.9	226.1	226.8	229.2
19 Scott OGDEN	GBR	HONDA	229.2	227.6	227.6	226.1	225.4	227.2	229.2
70 Joshua WHATLEY	GBR	HONDA	229.2	228.4	226.9	226.1	226.1	227.3	229.2
16 Andrea MIGNO	ITA	HONDA	228.4	226.9	226.9	226.9	226.1	226.7	228.4
20 Lorenzo FELLON	FRA	HONDA	227.6	226.9	226.9	226.9	226.9	227.0	227.6
67 Alberto SURRA	ITA	HONDA	225.4	223.2	222.5	221.8	221.8	222.9	225.4
64 Mario AJI	INA	HONDA	224.7	223.2	222.5	221.8	221.0	222.2	224.7

These data/results cannot be reproduced, stored and/or transmitted in whole or in part by any manner of electronic, mechanical, photocopying, recording, broadcasting or otherwise now known or herein after developed without the previous express consent by the copyright owner, except for reproduction in daily press and regular printed publications on sale to the public within 60 days of the event related to those data/results and always provided that copyright symbol appears together as follows below.

© DORNA, 2022

Official MotoGP Timing by TISSOT  
www.motogp.com





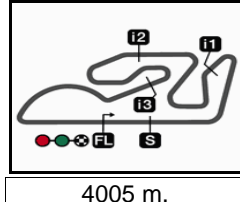
Cheste, Saturday, November 05, 2022

## GRAN PREMIO MOTUL DE LA COMUNITAT VALENCIANA

## Free Practice Nr. 3

## Chronological Analysis of Performances

13



4005 m.

* Lap / Sector time cancelled		T1 Time from finish line to 1st intermediate				T3 Time from 2nd intermed. to 3rd intermed.									
P Crossing the finish line in pit lane		T2 Time from 1st intermed. to 2nd intermed.				T4 Time from 3rd intermediate to finish line									
Lap	Lap Time	T1	T2	T3	T4	Speed	Lap	Lap Time	T1	T2	T3	T4	Speed		
<b>1st</b>	<b>6</b>	<b>Ryusei YAMANAKA</b> MT Helmets - MSI JPN				Runs=3	Total laps=16	Full laps=8	9	<b>1'39.258</b>	22.920	26.393	22.833	27.112	228.4
1	2'04.938	24.143	27.915	23.802	27.850				10	<b>1'39.323</b>	22.908	26.390	22.844	27.181	229.9
2	<b>1'41.650</b>	23.694	27.070	23.349	27.537	226.1			11	<b>1'39.993</b>	22.957	26.460	23.077	27.499	228.4
3	<b>1'40.605</b>	23.264	26.803	23.151	27.387	226.1			12	1'42.494 P	23.097	26.440	22.956	30.001	226.9
4	<b>1'40.646</b>	23.269	26.612	23.163	27.602	227.6			13	6'58.997	29.672	27.483	29.402	37.518	
5	<b>1'40.278</b>	23.203	26.525	23.124	27.426	230.7			14	<b>1'39.240</b>	22.971	26.466	22.803	27.000	226.1
6	1'46.885 P	23.304	27.061	23.970	32.550	225.4			15	<b>1'38.585</b>	22.810	26.239	22.582	26.954	229.9
7	8'06.703	23.639	27.165	23.196	27.553				16	<b>1'38.697</b>	22.798	26.107	22.723	27.069	231.5
8	<b>1'39.606</b>	23.048	26.349	22.923	27.286	226.1			17	<b>1'38.966</b>	22.866	26.174	22.703	27.223	230.7
9	<b>1'39.346</b>	23.016	26.369	22.885	27.076	227.6			<b>4th</b>	<b>7</b>	<b>Dennis FOGGIA</b> Leopard Racing ITA				
10	<b>1'39.401</b>	22.912	26.320	22.853	27.316	228.4					Runs=2	Total laps=20	Full laps=14		
11	1'42.649 P	23.107	26.286	22.905	30.351	226.9			1	2'48.844	22.202	27.655	23.555	27.616	
12	7'23.334	22.969	26.377	23.049	27.178				2	<b>1'41.314</b>	23.444	26.991	23.358	27.521	228.4
13	<b>1'38.482</b>	22.777	26.023	22.658	27.024	229.2			3	<b>1'40.805</b>	23.368	26.685	23.216	27.536	229.9
14	1'51.566 *	22.890	26.196	29.870	32.610*	231.5			4	<b>1'40.625</b>	23.246	26.677	23.204	27.498	227.6
15	1'45.294 *	23.224	26.382	23.208	32.480*	232.2			5	<b>1'40.816</b>	23.251	26.712	23.243	27.610	227.6
16	1'52.588 P	23.854	28.615	25.118	35.001	222.5			6	<b>1'45.833</b>	23.293	28.719	25.740	28.081	227.6
<b>2nd</b>	<b>48</b>	<b>Ivan ORTOLÁ</b> Angeluss MTA Team SPA				Runs=3	Total laps=14	Full laps=9	7	<b>1'40.458</b>	23.239	26.618	23.156	27.445	226.1
unfinished	32.989								8	<b>1'40.322</b>	23.218	26.549	23.151	27.404	226.9
1	1'46.873	24.645	27.519	26.818	27.891				9	1'46.058 P	24.524	27.718	24.051	29.765	226.9
2	<b>1'40.493</b>	23.105	26.617	23.138	27.633	224.7			10	4'24.950	22.141	27.125	23.117	27.316	
3	<b>1'40.934</b>	23.542	26.513	23.272	27.607	222.5			11	<b>1'39.595</b>	23.067	26.329	22.926	27.273	227.6
4	<b>1'40.843</b>	23.268	26.586	23.351	27.638	221.8			12	<b>1'39.508</b>	23.072	26.298	22.873	27.265	226.9
5	<b>1'40.988</b>	23.394	26.627	23.346	27.621	221.8			13	<b>1'39.371</b>	23.091	26.299	22.831	27.150	226.9
6	<b>1'40.972</b>	23.318	26.656	23.293	27.705	221.8			14	<b>1'39.392</b>	23.027	26.252	22.880	27.233	226.9
7	1'46.700 P	23.74*	27.525	24.333	31.098	221.0			15	<b>1'39.392</b>	23.028	26.216	22.945	27.203	226.1
8	8'40.035	21.440	26.560	23.304	27.075				16	1'41.790 P	23.049	26.361	22.976	29.404	226.9
9	<b>1'38.537</b>	22.788	26.049	22.748	26.952	229.2			17	4'14.334 *	30.457	27.105	22.818	27.500*	
10	<b>1'42.813</b>	22.873	26.250	23.024	30.666	233.0			18	<b>1'38.627</b>	22.900	26.006	22.761	26.960	229.9
11	1'54.939 *	26.212	28.724	28.872	31.131*	229.9			19	<b>1'38.940</b>	22.925	26.147	22.833	27.035	234.6
12	<b>1'41.103</b>	23.243	26.850	23.329	27.681	231.5			20	1'42.588 *	23.55*	26.569	25.116	27.345*	227.6
13	1'44.029 P	23.018	26.819	23.250	30.942	226.9			<b>5th</b>	<b>28</b>	<b>Izan GUEVARA</b> Valresa GASGAS Asp SPA				
<b>3rd</b>	<b>10</b>	<b>Diogo MOREIRA</b> MT Helmets - MSI BRA				Runs=2	Total laps=17	Full laps=12			Runs=2	Total laps=20	Full laps=14		
1	3'27.358	24.845	28.325	24.178	28.324				1	3'27.046	22.835	28.431	24.094	28.223	
2	<b>1'42.359</b>	23.555	27.092	23.516	28.196	226.1			2	<b>1'42.246</b>	23.665	27.196	23.425	27.960	223.9
3	<b>1'40.864</b>	23.245	26.867	23.136	27.616	226.9			3	<b>1'41.019</b>	23.279	26.859	23.299	27.582	225.4
4	<b>1'40.892</b>	23.182	26.833	23.222	27.655	228.4			4	<b>1'40.946</b>	23.383	26.769	23.231	27.563	226.1
5	<b>1'40.688</b>	23.260	26.765	23.107	27.556	228.4			5	<b>1'40.520</b>	23.242	26.657	23.140	27.481	225.4
6	<b>1'40.624</b>	23.176	26.673	23.209	27.566	228.4			6	<b>1'40.345</b>	23.133	26.586	23.224	27.402	226.1
7	1'47.646 P	23.38*	26.925	25.363	31.971	227.6			7	1'46.005 P	23.12*	27.119	23.873	31.888	226.1
8	6'06.872 *	22.872	26.895	23.011	27.347*				8	4'44.512	21.564	26.962	23.600	27.392	
									9	<b>1'39.318</b>	22.981	26.300	22.886	27.151	226.9
									10	<b>1'39.037</b>	22.811	26.240	22.830	27.156	228.4
									11	<b>1'39.245</b>	22.868	26.270	22.906	27.201	226.9

**Fastest Lap:** Ryusei YAMANAKA MT Helmets - MSI JPN **1'38.482** 22.777 26.023 22.658 27.024

These data/results cannot be reproduced, stored and/or transmitted in whole or in part by any manner of electronic, mechanical, photocopying, recording, broadcasting or otherwise now known or herein after developed without the previous express consent by the copyright owner, except for reproduction in daily press and regular printed publications on sale to the public within 60 days of the event related to those data/results and always provided that copyright symbol appears together as follows below.  
© DORNA, 2022

# Free Practice Nr. 3

# Moto3

Lap	Lap Time	T1	T2	T3	T4	Speed	Lap	Lap Time	T1	T2	T3	T4	Speed
12	<b>1'39.209</b>	22.897	26.247	22.834	27.231	226.1	8	<b>1'40.085</b>	23.184	26.480	23.049	27.372	226.1
13	<b>1'39.156</b>	22.884	26.244	22.869	27.159	226.1	9	<b>1'40.086</b>	23.180	26.395	23.116	27.395	226.1
14	1'45.579 P	23.840	27.253	23.845	30.641	229.9	10	1'47.169 *	24.709	26.981	27.742	27.737*	226.1
15	4'21.326	21.192	26.632	23.123	27.208		11	1'40.045 *	23.180	26.416	23.041	27.408*	229.2
16	<b>1'38.684</b>	<b>22.707</b>	<b>25.988</b>	22.887	<b>27.102</b>	226.9	12	1'51.180 P	23.185	26.595	24.227	37.173	228.4
17	<b>1'50.537</b>	22.846	28.408	30.189	29.094	227.6	13	6'51.857 *	27.488	28.177	29.340	38.103*	
18	1'39.364 *	22.855	26.263	22.937	27.309*	226.9	14	<b>1'39.363</b>	23.113	26.218	22.837	27.195	227.6
19	<b>1'38.878</b>	22.839	26.098	<b>22.795</b>	27.146	225.4	15	<b>1'38.959</b>	<b>22.961</b>	26.079	<b>22.748</b>	<b>27.171</b>	227.6
20	<b>1'39.242</b>	22.825	26.276	22.904	27.237	226.1	16	1'39.702 *	22.973	26.109	23.158	27.462*	229.9
							17	1'39.046 *	22.970	<b>26.051</b>	22.896	27.129*	229.2

## 6th **11** Sergio GARCIA Valresa GASGAS Asp SPA

Runs=2	Total laps=20	Full laps=10				
1	1'51.353	22.353	27.515	23.586	27.979	
2	<b>1'41.447</b>	23.562	26.846	23.348	27.691	223.2
3	1'40.954 *	23.39*	26.791	23.254	27.519	225.4
4	<b>1'40.194</b>	23.261	26.461	23.008	27.464	226.1
5	<b>1'40.144</b>	23.178	26.513	23.050	27.403	226.1
6	<b>1'40.049</b>	23.194	26.458	23.093	27.304	226.1
7	1'40.158 *	23.133	26.519	23.056	27.450*	225.4
8	1'39.993 *	23.15*	26.366	23.078	27.399	226.9
9	1'46.167 P	23.237	26.487	23.267	33.176	223.9
10	6'00.240	23.514	26.747	23.239	27.334	
11	<b>1'39.224</b>	22.989	26.184	22.926	27.125	229.2
12	<b>1'39.258</b>	23.002	26.261	22.841	27.154	226.9
13	<b>1'39.427</b>	23.034	26.294	22.865	27.234	224.7
14	<b>1'39.317</b>	23.008	26.238	22.872	27.199	224.7
15	1'44.517 P	23.059	26.343	23.168	31.947	224.7
16	4'23.102	22.408	27.004	22.931	27.216	
17	<b>1'38.720</b>	22.889	<b>26.077</b>	<b>22.673</b>	<b>27.081</b>	226.1
18	1'38.743 *	<b>22.839</b>	26.137	22.702	27.065*	226.9
19	<b>1'39.113</b>	22.946	26.244	22.817	27.106	225.4
20	1'39.490 *	23.052	26.231	22.904*	27.303*	225.4

## 7th **43** Xavier ARTIGAS CFMOTO Racing Pru SPA

Runs=1	Total laps=11	Full laps=8				
1	2'23.767	29.529	35.094	24.425	27.618	
2	<b>1'41.494</b>	23.635	26.988	23.401	27.470	229.9
3	<b>1'41.247</b>	23.394	26.898	23.400	27.555	230.7
4	<b>1'40.656</b>	23.299	26.695	23.239	27.423	232.2
5	<b>1'40.718</b>	23.386	26.728	23.199	27.405	230.7
6	<b>1'40.823</b>	23.268	26.806	23.259	27.490	230.7
7	1'45.024 P	23.962	26.902	23.220	30.940	230.7
8	22'30.088 *	33.029	27.652	23.040	27.314*	
9	<b>1'38.920</b>	23.011	26.191	<b>22.777</b>	<b>26.941</b>	229.9
10	<b>1'39.163</b>	<b>22.963</b>	<b>26.139</b>	22.973	27.088	231.5
11	<b>1'39.576</b>	23.048	26.386	22.973	27.169	231.5

## 8th **24** Tatsuki SUZUKI Leopard Racing JPN

Runs=2	Total laps=17	Full laps=8				
1	2'47.345	23.206	28.012	24.064	27.914	
2	<b>1'41.847</b>	23.502	27.020	23.556	27.769	226.1
3	<b>1'43.915</b>	23.424	26.883	25.858	27.750	226.1
4	<b>1'40.955</b>	23.299	26.782	23.303	27.571	226.9
5	<b>1'40.911</b>	23.275	26.681	23.378	27.577	226.9
6	1'50.102 P	24.09*	28.480	25.155	32.368	226.1
7	6'34.327 *	23.661	27.449	23.506	27.625*	

## 9th **17** John MCPHEE Sterilgarda Husqvarna GBR

Runs=2	Total laps=15	Full laps=9				
1	2'30.317	23.637	28.382	24.227	28.106	
2	<b>1'42.275</b>	23.738	27.255	23.537	27.745	226.1
3	<b>1'40.849</b>	23.323	26.847	23.214	27.465	228.4
4	<b>1'40.726</b>	23.359	26.707	23.189	27.471	229.2
5	<b>1'41.032</b>	23.329	26.760	23.325	27.618	229.9
6	<b>1'40.809</b>	23.277	26.647	23.098	27.787	227.6
7	1'48.176 P	24.865	28.044	23.738	31.529	229.9
8	9'48.245	25.063	27.314	23.575	27.662	
9	1'40.709 *	23.287	26.692*	23.159	27.571	225.4
10	<b>1'40.654</b>	23.269	26.761	23.157	27.467	224.7
11	1'48.924 P	23.988	27.923	23.943	33.070	224.7
12	7'21.990	35.162	28.686	23.104	27.194	
13	<b>1'38.974</b>	23.070	26.282	<b>22.711</b>	<b>26.911</b>	229.2
14	<b>1'39.097</b>	<b>22.957</b>	<b>26.181</b>	22.856	27.103	229.9
15	<b>1'40.080</b>	23.006	26.260	23.063	27.751	229.9

## 10th **38** David SALVADOR Angeluss MTA Team SPA

Runs=2	Total laps=17	Full laps=10				
1	2'23.698	23.294	31.383	24.834	27.995	
2	<b>1'42.241</b>	23.624	26.985	23.730	27.902	223.2
3	<b>1'40.877</b>	23.446	26.740	23.242	27.449	228.4
4	<b>1'40.907</b>	23.440	26.598	23.408	27.461	229.2
5	<b>1'40.863</b>	23.475	26.672	23.218	27.498	230.7
6	<b>1'40.563</b>	23.329	26.585	23.223	27.426	224.7
7	1'45.388 P	23.434	26.928	23.507	31.519	226.9
8	5'48.475	30.062	29.299	23.900	28.105	
9	<b>1'41.548</b>	23.204	27.383	23.743	27.218	226.9
10	<b>1'39.610</b>	23.155	26.375	22.957	27.123	229.2
11	1'40.262 *	23.16*	26.537	23.069	27.491	228.4
12	1'48.501 P	24.44*	27.410	24.477	32.172	223.9
13	8'17.870 *	26.014	28.087	29.549	38.687*	
14	<b>1'40.703</b>	23.188	27.239	23.165	27.111	232.2
15	<b>1'39.076</b>	<b>22.951</b>	<b>26.366</b>	<b>22.799</b>	<b>26.960</b>	229.2
16	1'42.103 *	23.22*	26.655	24.395	27.827	232.2
17	<b>1'41.277</b>	23.184	27.023	23.209	27.861	225.4

## 11th **96** Daniel HOLGADO Red Bull KTM Ajo SPA

Runs=2	Total laps=17	Full laps=10				
1	2'02.268	23.609	28.515	24.296	28.073	
2	<b>1'41.730</b>	23.650	27.083	23.449	27.548	226.1
3	<b>1'41.075</b>	23.341	26.888	23.361	27.485	228.4
4	<b>1'40.675</b>	23.260	26.662	23.317	27.436	227.6
5	<b>1'40.514</b>	23.366	26.583	23.177	27.388	226.9

**Fastest Lap:** Ryusei YAMANAKA MT Helmets - MSI JPN **1'38.482** 22.777 26.023 22.658 27.024

These data/results cannot be reproduced, stored and/or transmitted in whole or in part by any manner of electronic, mechanical, photocopying, recording, broadcasting or otherwise now known or herein after developed without the previous express consent by the copyright owner, except for reproduction in daily press and regular printed publications on sale to the public within 60 days of the event related to those data/results and always provided that copyright symbol appears together as follows below.  
© DORNA, 2022



# Free Practice Nr. 3

# Moto3

Lap	Lap Time	T1	T2	T3	T4	Speed	Lap	Lap Time	T1	T2	T3	T4	Speed
6	<b>1'40.240</b>	23.193	26.522	23.122	27.403	226.9	1	2'23.716	24.786	28.088	24.125	27.813	
7	1'50.384 P	24.729	27.953	24.444	33.258	226.9	2	1'41.431 *	23.37*	26.880	23.755	27.420	226.9
8	6'20.566 *	21.736	27.102*	23.332	27.337		3	<b>1'40.920</b>	23.290	26.782	23.231	27.617	229.2
9	1'39.507 *	23.064	26.358	22.965	27.120*	229.2	4	<b>1'40.887</b>	23.251	26.634	23.304	27.698	226.1
10	<b>1'39.427</b>	22.999	26.347	22.986	27.095	229.2	5	<b>1'40.402</b>	23.163	26.610	23.130	27.499	225.4
11	<b>1'39.734</b>	23.061	26.390	23.081	27.202	227.6	6	<b>1'39.993</b>	23.103	26.490	23.023	27.377	226.1
12	1'54.084 P	29.120	27.736	24.287	32.941	227.6	7	1'49.405 P	23.46*	27.615*	26.931	31.398	223.9
13	7'43.844	24.448	29.051	31.176	27.951		8	7'09.334 *	22.473	26.941	23.126	27.250*	
14	1'45.401 *	23.01*	26.360	27.110	28.918	227.6	9	<b>1'39.378</b>	23.084	26.334	22.876	27.084	224.7
15	<b>1'39.274</b>	23.046	26.374	<b>22.852</b>	27.002	<b>230.7</b>	10	<b>1'39.179</b>	<b>22.977</b>	26.248	22.886	<b>27.068</b>	226.9
16	<b>1'46.638</b>	<b>22.957</b>			27.159	228.4	11	<b>1'39.268</b>	23.050	<b>26.207</b>	<b>22.831</b>	27.180	226.1
17	<b>1'39.109</b>	22.967	<b>26.260</b>	22.909	<b>26.973</b>	229.9	12	1'54.467 P	28.191	28.515	24.613	33.148	224.7

**12th 99 Carlos TATAY** CFMOTO Racing Pru SPA  
Runs=3 Total laps=19 Full laps=11

1	2'40.485	26.263	29.346	24.520	28.189	
2	<b>1'43.012</b>	23.579	27.150	23.669	28.614	221.8
3	<b>1'40.557</b>	23.230	26.691	23.199	27.437	225.4
4	<b>1'40.702</b>	23.097	26.805	23.202	27.598	226.9
5	1'40.270 *	23.23*	26.538	23.036	27.465	223.2
6	<b>1'40.099</b>	23.125	26.496	23.111	27.367	223.2
7	1'46.105 P	23.580	27.354	23.597	31.574	223.2
8	4'57.083	25.004	27.461	23.322	27.511	
9	<b>1'40.275</b>	23.075	26.321	22.837	28.042	223.2
10	<b>1'39.440</b>	23.031	26.327	22.828	27.254	223.2
11	<b>1'39.288</b>	23.022	26.218	22.750	27.298	223.9
12	<b>1'39.973</b>	22.974	26.236	22.791	27.972	223.9
13	1'45.539 P	23.862	27.297	23.518	30.862	223.2
14	4'55.397	24.583	27.145	23.045	27.343	
15	<b>1'39.678</b>	23.043	26.162	22.969	27.504	221.8
16	<b>1'39.247</b>	<b>22.936</b>	26.174	<b>22.693</b>	27.444	225.4
17	<b>1'39.122</b>	22.936	<b>26.134</b>	22.831	<b>27.221</b>	<b>232.2</b>
18	1'53.339 *	27.938	27.330	29.287	28.784*	223.2
19	1'45.167 P	23.338	26.598	23.099	32.132	221.8

**13th 53 Deniz ÖNCÜ** Red Bull KTM Tech3 TUR  
Runs=2 Total laps=16 Full laps=7

1	2'22.823	24.596	27.844	23.659	27.963	
2	<b>1'40.979</b>	23.407	26.848	23.229	27.495	227.6
3	<b>1'40.700</b>	23.367	26.694	23.077	27.562	225.4
4	<b>1'40.231</b>	23.213	26.624	23.016	27.378	223.2
5	1'40.170 *	23.143	26.625	22.987	27.415*	224.7
6	1'43.413 *	24.163	27.081	23.576	28.593*	225.4
7	1'42.462 P	23.182	26.621	23.080	29.579	226.1
8	7'14.074 *	22.287	26.854*	23.074	27.160*	
9	<b>1'39.126</b>	<b>22.911</b>	<b>26.265</b>	<b>22.813</b>	27.137	225.4
10	1'39.590 *	23.01*	26.551	22.896	27.127	226.1
11	<b>1'39.387</b>	22.993	26.335	22.832	27.227	225.4
12	1'43.998 P	23.017	26.441	22.988	31.552	224.7
13	8'35.071	34.950	26.777	23.047	27.223	
14	1'39.911 *	23.060	26.692	22.942	27.217*	227.6
15	<b>1'39.446</b>	22.911	26.486	23.009	<b>27.040</b>	<b>231.5</b>
16	<b>1'39.486</b>	23.041	26.414	22.873	27.158	226.9

**14th 54 Riccardo ROSSI** SIC58 Squadra Corse ITA  
Runs=2 Total laps=16 Full laps=9

<b>Fastest Lap:</b>	Ryusei YAMANAKA	MT Helmets - MSI	JPN	<b>1'38.482</b>	22.777	26.023	22.658	27.024
---------------------	-----------------	------------------	-----	-----------------	--------	--------	--------	--------

These data/results cannot be reproduced, stored and/or transmitted in whole or in part by any manner of electronic, mechanical, photocopying, recording, broadcasting or otherwise now known or herein after developed without the previous express consent by the copyright owner, except for reproduction in daily press and regular printed publications on sale to the public within 60 days of the event related to those data/results and always provided that copyright symbol appears together as follows below.  
© DORNA, 2022

Official MotoGP Timing by TISSOT  
www.motogp.com

Cheste, Saturday, November 05, 2022

Page 3 of 6



## Free Practice Nr. 3

Moto3

Lap	Lap Time	T1	T2	T3	T4	Speed	Lap	Lap Time	T1	T2	T3	T4	Speed	
<b>17th</b>	<b>5</b>	<b>Jaume MASIA</b>				Red Bull KTM Ajo	SPA	16	<b>1'42.173</b>	23.152	<b>26.355</b>	24.903	27.763	226.1
		Runs=3	Total laps=18	Full laps=10				unfinished	23.072	26.492			226.9	
1	2'29.326	23.551	28.842	24.205	28.302									
2	<b>1'42.153</b>	23.478	27.322	23.536	27.817	225.4								
3	<b>1'41.333</b>	23.339	27.069	23.304	27.621	226.9								
4	<b>1'40.908</b>	23.244	26.901	23.257	27.506	226.9								
5	1'40.738 *	23.27 *	26.792	23.239	27.436	228.4								
6	1'41.174 *	23.216	26.663	23.268	28.027*	226.9								
7	1'48.119 P	24.928	28.414	23.847	30.930	226.9								
8	7'20.650	24.490	27.936	23.240	27.455									
9	<b>1'39.513</b>	23.027	26.370	22.971	<b>27.145</b>	226.9								
10	<b>1'44.230</b>	24.804	27.460	24.562	27.404	227.6								
11	<b>1'40.100</b>	23.100	26.512	23.016	27.472	225.4								
12	<b>1'42.754</b>	24.343	26.969	23.701	27.741	222.5								
13	1'44.888 P	23.215	26.481	24.302	30.890	223.2								
14	4'54.868	28.411	27.594	29.294	40.390									
15	<b>1'40.397</b>	23.148	27.092	<b>22.876</b>	27.281	<b>229.9</b>								
16	<b>1'39.322</b>	<b>22.973</b>	26.297	22.879	27.173	226.9								
17	<b>1'43.913</b>	24.558	26.522	25.141	27.692	226.1								
	unfinished	22.986	<b>26.165</b>			228.4								
<b>18th</b>	<b>16</b>	<b>Andrea MIGNO</b>				Rivacold Snipers Tea	ITA							
		Runs=2	Total laps=15	Full laps=9										
1	2'41.130	26.292	28.026	23.805	27.887									
2	<b>1'41.485</b>	23.525	26.997	23.358	27.605	226.9								
3	<b>1'40.769</b>	23.312	26.754	23.190	27.513	226.1								
4	<b>1'42.546</b>	23.243	26.896	24.064	28.343	226.1								
5	<b>1'40.712</b>	23.269	26.690	23.141	27.612	226.1								
6	1'46.806 P	24.850	27.254	23.611	31.091	223.9								
7	7'18.738	23.142	27.581	23.532	29.180									
8	<b>1'40.290</b>	23.250	26.607	23.044	27.389	224.7								
9	1'45.824 *	27.629	27.601	23.087	27.507*	225.4								
10	<b>1'39.993</b>	23.179	26.404	22.962	27.448	225.4								
11	1'47.676 P	23.204	28.793	24.484	31.195	226.1								
12	9'39.202	32.071	27.682	23.232	27.386									
13	<b>1'39.438</b>	23.059	<b>26.190</b>	<b>22.866</b>	<b>27.323</b>	226.9								
14	<b>1'43.498</b>	<b>23.044</b>	26.870	23.626	29.958	226.9								
15	<b>1'40.043</b>	23.089	26.193	23.187	27.574	<b>228.4</b>								
<b>19th</b>	<b>27</b>	<b>Kaito TOBA</b>				CIP Green Power	JPN							
		Runs=3	Total laps=17	Full laps=10										
1	2'25.459	23.565	30.956	25.047	28.516									
2	<b>1'42.171</b>	23.634	27.301	23.532	27.704	224.7								
3	<b>1'41.020</b>	23.293	27.070	23.223	27.434	226.9								
4	<b>1'40.713</b>	23.185	26.667	23.472	27.389	226.9								
5	<b>1'39.999</b>	23.174	26.508	23.032	27.285	228.4								
6	<b>1'39.902</b>	23.129	26.513	23.034	<b>27.226</b>	<b>231.5</b>								
7	1'42.960 P	23.140	26.600	23.226	29.994	231.5								
8	6'02.523	23.765	27.662	23.440	27.651									
9	1'40.960 *	23.34 *	26.909	23.242	27.468	223.9								
10	<b>1'40.912</b>	23.289	26.717	23.319	27.587	223.9								
11	<b>1'39.982</b>	23.093	26.495	23.092	27.302	227.6								
12	1'45.562 P	23.572	27.341	23.518	31.131	226.9								
13	8'08.351	25.498	28.779	34.321	39.831									
14	<b>1'41.698</b>	23.331	27.714	23.215	27.438	223.9								
15	<b>1'39.443</b>	<b>23.002</b>	26.373	<b>22.789</b>	27.279	226.9								
<b>20th</b>	<b>44</b>	<b>David MUÑOZ</b>				BOE Motorsports	SPA							
		Runs=2	Total laps=17	Full laps=10										
1	2'07.171	23.263	28.110	24.104	27.698									
2	<b>1'40.655</b>	23.216	26.786	23.314	27.339	229.2								
3	<b>1'39.851</b>	23.047	26.452	23.141	<b>27.211</b>	<b>231.5</b>								
4	<b>1'40.036</b>	23.054	26.487	23.170	27.325	231.5								
5	<b>1'41.621</b>	23.018	26.592	23.676	28.335	227.6								
6	1'45.183 P	23.151	27.093	23.986	30.953	229.2								
7	7'07.444	22.993	28.745	25.422	31.455									
8	<b>1'42.703</b>	23.406	27.233	23.889	28.175	230.7								
9	<b>1'40.569</b>	23.134	26.635	23.245	27.555	226.1								
10	<b>1'40.226</b>	23.069	26.522	23.150	27.485	226.1								
11	1'43.185 P	23.061	26.517	23.182	30.425	225.4								
12	8'22.359	21.271	26.820	23.331	27.313									
13	<b>1'39.486</b>	22.977	<b>26.323</b>	<b>22.957</b>	27.229	229.2								
14	<b>1'44.975</b>	<b>22.970</b>	26.336	26.817	28.852	228.4								
15	1'45.481 *	22.977	26.524	23.190	32.790*	229.9								
16	1'50.294 *	25.200	28.503	24.154	32.437*	222.5								
17	<b>1'42.903</b>	23.917	26.987	23.869	28.130	218.9								
<b>21st</b>	<b>31</b>	<b>Adrian FERNANDEZ</b>				Red Bull KTM Tech3	SPA							
		Runs=2	Total laps=18	Full laps=12										
1	2'05.490	23.833	27.874	23.902	27.888									
2	<b>1'41.574</b>	23.518	27.032	23.421	27.603	226.9								
3	<b>1'40.947</b>	23.230	26.817	23.529	27.371	228.4								
4	<b>1'40.381</b>	23.242	26.606	23.136	27.397	229.9								
5	<b>1'40.259</b>	23.133	26.595	23.105	27.426	230.7								
6	<b>1'40.884</b>	23.243	26.647	23.241	27.753	226.9								
7	1'46.291 P	23.414	26.969	23.547	32.361	225.4								
8	6'07.313	29.310	28.902	23.921	27.674									
9	<b>1'40.259</b>	23.172	26.615	23.015	27.457	230.7								
10	<b>1'40.061</b>	23.108	26.505	22.992	27.456	225.4								
11	<b>1'45.425</b>	23.034	26.561	23.058	32.772	225.4								
12	<b>1'40.107</b>	23.264	26.452	22.971	27.420	229.9								
13	1'45.378 P	23.216	26.765	23.192	32.205	224.7								
14	7'34.009	24.587	28.033	25.605	29.674									
15	<b>1'39.643</b>	23.056	<b>26.361</b>	23.000	27.226	229.9								
16	1'53.338 *	<b>22.963</b>	31.699	28.658	30.018*	227.6								
17	<b>1'40.229</b>	23.278	26.619	23.009	27.323	<b>232.2</b>								
18	<b>1'39.713</b>	23.068	26.461	<b>22.963</b>	<b>27.221</b>	224.7								
<b>22nd</b>	<b>77</b>	<b>Filippo FARIOLI</b>				GASGAS Aspar Team	ITA							
		Runs=2	Total laps=19	Full laps=11										
1	2'13.222	23.641	27.793	24.163	28.301									
2	1'42.878 *	23.719	27.424	23.622	28.113*	223.2								
3	<b>1'50.111</b>	23.508	27.163	30.639	28.801	225.4								
4	<b>1'41.407</b>	23.382	26.898	23.481	27.646	229.2								
5	<b>1'41.498</b>	23.448	26.743	23.568	27.739	227.6								
6	<b>1'40.915</b>	23.567	26.683	23.108	27.557	226.9								
7	1'44.972 P	23.33*	26.703	23.383	31.550	229.2								
8	6'29.032	23.333	27.334	23.492	27.940									
9	<b>1'41.406</b>	23.358	26.887	23.386	27.775	223.2								
10	1'47.443 *	23.836	27.582	27.996	28.029*	223.9								
<b>Fastest Lap:</b>		Ryusei YAMANAKA	MT Helmets - MSI	JPN	<b>1'38.482</b>	22.777	26.023	22.658	27.024					

These data/results cannot be reproduced, stored and/or transmitted in whole or in part by any manner of electronic, mechanical, photocopying, recording, broadcasting or otherwise now known or herein after developed without the previous express consent by the copyright owner, except for reproduction in daily press and regular printed publications on sale to the public within 60 days of the event related to those data/results and always provided that copyright symbol appears together as follows below.  
© DORNA, 2022

Official MotoGP Timing by TISSOT  
www.motogp.com

Cheste, Saturday, November 05, 2022

Page 4 of 6



### Free Practice Nr. 3

### Moto3

Lap	Lap Time	T1	T2	T3	T4	Speed	Lap	Lap Time	T1	T2	T3	T4	Speed
11	<b>1'40.693</b>	23.259	26.702	23.293	27.439	226.9	6	<b>1'42.932</b>	23.790	27.116	24.211	27.815	223.9
12	<b>1'40.703</b>	23.221	26.660	23.177	27.645	225.4	7	1'51.678 P	25.551	28.642	24.315	33.170	225.4
13	1'44.943 P	23.704	27.373	23.546	30.320	224.7	8	6'02.020	30.973	29.608	24.713	28.200	
14	5'07.518 *	21.830	26.924	23.053	27.418*		9	<b>1'42.170</b>	23.729	27.258	23.484	27.699	225.4
15	<b>1'39.918</b>	23.044	26.435	<b>22.954</b>	27.485	<b>230.7</b>	10	<b>1'42.065</b>	23.569	26.987	23.664	27.845	223.9
16	<b>1'39.985</b>	<b>23.020</b>	<b>26.387</b>	23.140	<b>27.438</b>	226.9	11	<b>1'41.000</b>	23.417	26.745	23.209	27.629	226.1
17	1'56.229 *	26.216	28.095	32.399	29.519*	226.9	12	<b>1'42.708</b>	24.368	27.195	23.420	27.725	<b>230.7</b>
18	<b>1'49.351</b>	23.178	26.599	27.781	31.793	227.6	13	1'50.792 P	25.387	<b>28.396*</b>	24.293	32.716	222.5
19	<b>1'40.688</b>	23.110	26.642	23.147	27.789	226.1	14	6'12.282	24.286	29.050	31.106	28.505	

**23rd 9 Nicola Fabio CARR** QJMotor Avintia Racin ITA  
Runs=2 Total laps=16 Full laps=8

1	2'05.824	26.965	27.882	23.958	27.874	
2	<b>1'41.490</b>	23.375	26.948	23.428	27.739	226.1
3	<b>1'40.834</b>	23.364	26.615	23.338	27.517	228.4
4	<b>1'40.370</b>	23.210	26.620	23.117	27.423	<b>231.5</b>
5	<b>1'40.248</b>	<b>23.143</b>	26.562	23.138	27.405	231.5
6	1'47.769 P	23.266	26.595	24.403	33.505	229.2
7	5'24.056	25.681	28.405	23.607	27.601	
8	<b>1'40.944</b>	23.450	26.672	23.227	27.595	223.9
9	1'47.643 *	23.977	27.681	25.583	30.402*	223.9
10	<b>1'40.889</b>	23.398	26.675	23.270	27.546	228.4
11	1'51.944 P	25.30*	27.602	24.083	34.956	226.9
12	10'13.058	24.709	28.970	31.289	28.561	
13	1'44.556 *	23.25*	26.379	26.266	28.654	224.7
14	<b>1'39.963</b>	23.220	26.358	23.027	27.358	227.6
15	<b>1'46.231</b>	23.212	29.302	26.394	<b>27.323</b>	223.9
16	1'39.526 *	23.04*	<b>26.198</b>	<b>22.945</b>	27.337*	226.9

**24th 20 Lorenzo FELLON** SIC58 Squadra Corse FRA  
Runs=3 Total laps=17 Full laps=7

1	2'22.107	25.518	28.622	26.726	31.069	
2	1'42.651 *	23.80*	27.393*	23.521	27.935	221.8
3	<b>1'41.691</b>	23.536	26.859	23.535	27.761	224.7
4	<b>1'41.588</b>	23.675	26.686	23.597	27.630	226.9
5	<b>1'41.267</b>	23.373	26.668	23.488	27.738	225.4
6	<b>1'40.979</b>	23.519	26.654	23.269	27.537	226.9
7	1'44.720 P	23.29*	26.656	23.422	31.346	226.9
8	5'57.420 *	22.491	27.516	23.551	29.266*	
9	<b>1'40.546</b>	23.344	26.628	23.054	27.520	225.4
10	1'46.385 *	24.956	29.876	23.933	27.620*	226.1
11	1'40.929 *	23.343	26.634*	23.277	27.675	225.4
12	1'50.103 P	23.79*	28.314	25.060	32.938	226.9
13	7'17.968	22.518	27.145	23.073	27.448	
14	<b>1'40.024</b>	<b>23.225</b>	26.409	<b>22.994</b>	<b>27.396</b>	226.9
15	<b>1'40.069</b>	23.300	<b>26.255</b>	23.054	27.460	226.1
16	1'51.499 *	25.90*	27.936	28.802	28.853*	<b>227.6</b>
17	1'46.379 P	23.276	26.541	23.044	33.518	223.9

**25th 95 David ALMANSA** Finetwork Team BOE SPA  
Runs=2 Total laps=18 Full laps=13

1	1'52.504	30.062	27.949	23.879	28.085	
2	<b>1'42.097</b>	23.796	27.125	23.419	27.757	222.5
3	<b>1'41.506</b>	23.534	26.961	23.288	27.723	224.7
4	<b>1'41.345</b>	23.437	26.866	23.349	27.693	223.2
5	<b>1'49.535</b>	26.680	29.579	25.509	27.767	223.2

**26th 64 Mario AJI** Honda Team Asia INA  
Runs=2 Total laps=16 Full laps=10

1	2'02.508	23.344	28.519	24.389	28.145	
2	<b>1'42.064</b>	23.761	26.981	23.476	27.846	220.3
3	<b>1'42.102</b>	23.859	26.860	23.508	27.875	218.9
4	<b>1'41.453</b>	23.841	26.749	23.246	27.617	221.0
5	<b>1'42.629</b>	23.812	27.045	23.680	28.092	221.8
6	1'52.331 P	26.054	28.433	24.612	33.232	216.9
7	8'45.983	24.618	27.353	25.173	29.706	
8	<b>1'41.343</b>	23.678	26.782	23.261	27.622	221.0
9	1'46.106 *	25.09*	27.906	24.111	28.995	222.5
10	<b>1'42.827</b>	23.890	27.160	23.624	28.153	214.8
11	1'48.242 P	24.479	27.567	23.849	32.347	220.3
12	6'53.157	24.173	28.944	31.280	33.775	
13	<b>1'41.481</b>	23.506	26.823	23.091	28.061	219.6
14	<b>1'40.433</b>	<b>23.356</b>	26.571	23.128	<b>27.378</b>	<b>224.7</b>
15	<b>1'40.194</b>	23.366	26.443	<b>22.921</b>	27.464	221.0
16	<b>1'40.373</b>	23.381	<b>26.386</b>	22.933	27.673	223.2

**27th 72 Taiyo FURUSATO** Honda Team Asia JPN  
Runs=2 Total laps=17 Full laps=9

1	1'57.200	23.017	28.063	24.381	28.437	
2	<b>1'42.885</b>	23.806	27.314	23.761	28.004	222.5
3	<b>1'41.872</b>	23.512	26.858	23.404	28.098	223.2
4	1'41.447 *	23.43*	26.758	23.344	27.909	222.5
5	<b>1'41.422</b>	23.434	26.761	23.335	27.892	221.8
6	1'51.417 P	23.43*	28.652	25.890	33.442	221.0
7	7'48.711 *	22.105	27.125	23.541	27.853*	
8	<b>1'41.237</b>	23.296	26.875	23.373	27.693	224.7
9	1'41.434 *	23.404	26.822	23.471	27.737*	226.9
10	<b>1'41.111</b>	23.385	26.615	23.293	27.818	222.5
11	1'45.941 *	24.543	28.240*	24.792	28.366*	224.7
12	1'46.512 P	23.553	26.895	23.509	32.555	221.0
13	6'19.604	24.013	27.522	28.817	30.730	
14	<b>1'40.806</b>	23.112	26.753	23.298	27.643	226.1
15	<b>1'40.245</b>	<b>23.111</b>	26.525	23.080	27.529	224.7
16	<b>1'40.224</b>	23.377	<b>26.314</b>	<b>23.051</b>	<b>27.482</b>	225.4
17	<b>1'40.282</b>	23.160	26.447	23.080	27.595	<b>229.9</b>

**28th 19 Scott OGDEN** VisionTrack Racing T GBR  
Runs=2 Total laps=16 Full laps=10

1	2'18.599	26.329	28.501	26.132	28.460	
---	----------	--------	--------	--------	--------	--

**Fastest Lap:** Ryusei YAMANAKA MT Helmets - MSI JPN **1'38.482** 22.777 26.023 22.658 27.024

These data/results cannot be reproduced, stored and/or transmitted in whole or in part by any manner of electronic, mechanical, photocopying, recording, broadcasting or otherwise now known or herein after developed without the previous express consent by the copyright owner, except for reproduction in daily press and regular printed publications on sale to the public within 60 days of the event related to those data/results and always provided that copyright symbol appears together as follows below.  
© DORNA, 2022

Official MotoGP Timing by TISSOT  
www.motogp.com

Cheste, Saturday, November 05, 2022

Page 5 of 6





# Free Practice Nr. 3

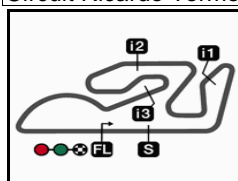
# Moto3

Lap	Lap Time	T1	T2	T3	T4	Speed	Lap	Lap Time	T1	T2	T3	T4	Speed
2	<b>1'42.727</b>	23.712	27.248	23.713	28.054	220.3	17	<b>1'44.705</b>	23.588	26.839	26.252	28.026	217.5
3	<b>1'43.937</b>	23.579	27.369	24.877	28.112	221.0	<b>31st 70 Joshua WHATLEY</b> VisionTrack Racing T GBR						
4	<b>1'41.826</b>	23.576	26.886	23.423	27.941	223.2	Runs=3 Total laps=16 Full laps=9						
5	<b>1'41.636</b>	23.683	26.785	23.396	27.772	226.1	1	2'02.738	24.344	28.383	26.240	28.055	
6	<b>1'41.086</b>	23.416	26.608	23.430	27.632	227.6	2	<b>1'41.926</b>	23.727	27.062	23.506	27.631	226.1
7	1'46.842 P	23.405	26.622	24.183	32.632	224.7	3	<b>1'41.708</b>	23.553	26.866	23.547	27.742	226.1
8	6'51.949	25.086	27.531	23.760	28.400		4	1'47.236 P	25.592	27.079	23.554	31.011	223.2
9	<b>1'41.061</b>	23.452	26.631	23.296	27.682	221.0	5	2'19.104	23.498	27.711	26.978	29.152	
10	1'49.170 P	26.340	27.697	23.695	31.438	214.2	6	<b>1'46.226</b>	23.549	27.849	26.506	28.322	225.4
11	9'47.787	25.621	27.978	23.956	27.557		7	<b>1'41.465</b>	23.558	26.846	23.367	27.694	223.2
12	<b>1'40.410</b>	23.318	26.456	23.034	27.602	225.4	8	1'48.793 P	26.180	27.660	24.379	30.574	221.8
13	<b>1'48.103</b>	23.432	27.712	27.641	29.318	227.6	9	4'40.327	23.239	27.251	25.527	30.093	
14	1'45.743 *	23.197	26.584	26.812	29.150*	223.9	10	<b>1'41.567</b>	23.603	26.962	23.380	27.622	228.4
15	<b>1'51.496</b>	23.524	28.418	26.571	32.983	223.9	11	1'47.929 P	23.981	29.050	23.713	31.185	223.9
16	<b>1'40.511</b>	23.187	26.600	23.162	27.562	229.2	12	10'16.179	23.002	28.801	31.499	28.378	
<b>29th 23 Elia BARTOLINI</b> QJMotor Avintia Racin ITA							13	<b>1'40.831</b>	23.518	26.588	23.212	27.513	229.2
Runs=3 Total laps=19 Full laps=9							14	<b>1'44.589</b>	24.657	28.849	23.340	27.743	222.5
1	2'22.501	27.406	28.368	27.584	31.410		15	<b>1'40.979</b>	23.395	26.653	23.504	27.427	224.7
2	1'43.246 *	23.88*	27.185	24.308	27.868	223.9	16	<b>1'40.928</b>	23.477	26.554	23.229	27.668	226.9
3	<b>1'41.675</b>	23.793	26.727	23.442	27.713	226.9	<b>32nd 22 Ana CARRASCO</b> BOE Motorsports SPA						
4	1'42.428 *	23.55*	27.113	24.135	27.629	226.9	Runs=2 Total laps=18 Full laps=12						
5	<b>1'43.395</b>	23.779	27.237	23.970	28.409	227.6	1	2'09.718	25.987	28.881	24.565	28.572	
6	<b>1'42.429</b>	23.609	27.016	23.589	28.215	224.7	2	<b>1'44.567</b>	24.157	27.867	24.150	28.393	226.1
7	<b>1'41.882</b>	23.608	27.211	23.486	27.577	226.9	3	<b>1'43.599</b>	23.792	27.613	23.932	28.262	225.4
8	<b>1'41.365</b>	23.363	26.943	23.513	27.546	227.6	4	<b>1'51.127</b>	26.580	28.561	27.433	28.553	225.4
9	<b>1'40.868</b>	23.496	26.662	23.287	27.423	224.7	5	<b>1'42.693</b>	23.776	27.316	23.605	27.996	228.4
10	<b>1'40.647</b>	23.259	26.600	23.241	27.547	225.4	6	<b>1'42.522</b>	23.608	27.237	23.649	28.028	227.6
11	<b>1'44.678</b>	25.174	27.080	23.952	28.472	223.2	7	<b>1'42.636</b>	23.681	27.104	23.760	28.091	227.6
12	1'48.044 P	23.526	26.754	24.177	33.587	224.7	8	1'46.060 P	23.593	27.402	24.005	31.060	226.1
13	5'25.117	25.643	28.233	23.729	27.955		9	7'26.349	26.516	27.651	23.524	27.673	
14	1'46.534 P	23.642	27.266	24.235	31.391	222.5	10	<b>1'41.547</b>	23.372	26.698	23.809	27.668	228.4
15	5'59.674	31.958	28.099	24.054	28.040		11	<b>1'40.882</b>	23.370	26.731	23.240	27.541	226.9
16	<b>1'43.693</b>	23.109	26.332	25.761	28.491	229.9	12	<b>1'41.251</b>	23.393	26.698	23.423	27.737	230.7
17	1'52.729 *	23.036	28.594	29.358	31.741*	229.2	13	1'46.290 P	23.409	28.159	24.035	30.687	226.1
18	1'42.927 *	23.750	26.937	23.784	28.456*	224.7	14	5'51.631	26.955	28.573	29.616	37.911	
19	1'50.857 P	23.396	27.017	23.563	36.881	230.7	15	<b>1'45.141</b>	23.562	27.106	25.611	28.862	229.2
<b>30th 67 Alberto SURRA</b> Rivacold Snipers Tea ITA							16	1'45.305 *	23.643	26.905	23.845	30.912*	231.5
Runs=2 Total laps=17 Full laps=10							17	<b>1'42.439</b>	23.701	27.038	23.645	28.055	231.5
1	2'25.734	25.963	34.929	25.089	28.596		18	<b>1'42.504</b>	23.902	26.793	23.561	28.248	228.4
2	<b>1'42.460</b>	23.785	27.299	23.554	27.822	222.5							
3	<b>1'41.749</b>	23.587	26.858	23.371	27.933	221.8							
4	<b>1'42.060</b>	23.552	26.997	23.482	28.029	218.9							
5	<b>1'43.582</b>	25.641	26.834	23.325	27.782	218.2							
6	1'41.143 *	23.430	26.613	23.196	27.904*	220.3							
7	1'49.679 P	24.024	28.466	23.801	33.388	220.3							
8	5'51.770	23.910	30.539	25.342	27.727								
9	<b>1'41.209</b>	23.579	26.630	23.200	27.800	219.6							
10	<b>1'40.651</b>	23.378	26.528	23.108	27.637	219.6							
11	<b>1'40.951</b>	23.384	26.789	23.085	27.693	221.8							
12	1'46.668 P	23.372	27.815	23.592	31.889	220.3							
13	8'59.665 *	37.862	28.981	23.906	27.974*								
14	<b>1'48.467</b>	23.394	26.657	25.354	33.062	225.4							
15	1'45.570 *	23.287	26.469	23.147	32.667*	223.2							
16	<b>1'48.215</b>	25.082	28.686	24.081	30.366	212.8							

**Fastest Lap:** Ryusei YAMANAKA MT Helmets - MSI JPN **1'38.482** 22.777 26.023 22.658 27.024

These data/results cannot be reproduced, stored and/or transmitted in whole or in part by any manner of electronic, mechanical, photocopying, recording, broadcasting or otherwise now known or herein after developed without the previous express consent by the copyright owner, except for reproduction in daily press and regular printed publications on sale to the public within 60 days of the event related to those data/results and always provided that copyright symbol appears together as follows below.  
© DORNA, 2022





4005 m.

## GRAN PREMIO MOTUL DE LA COMUNITAT VALENCIANA

## Free Practice Nr. 3

## Best Partial Times

Moto3™


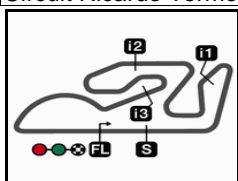
IT Ideal Lap Time, sum of the best partial times

BT Best Lap Time

T1		T2		T3		T4				IT	BT	
Pos	Rider	Time	Rider	Time	Rider	Time	Rider	Time	Pos	Rider	IT	BT
11.	GUEVARA	22.707	I.GUEVARA	25.988	D.MOREIRA	22.582	J.MCPHEE	26.911	1	D.MOREIRA	1'38.441	1'38.585 (3)
2R.	YAMANAKA	22.777	D.FOGGIA	26.006	R.YAMANAKA	22.658	X.ARTIGAS	26.941	2	R.YAMANAKA	1'38.482	1'38.482 (1)
3I.	ORTOLÁ	22.788	R.YAMANAKA	26.023	S.GARCIA	22.673	I.ORTOLÁ	26.952	3	I.ORTOLÁ	1'38.537	1'38.537 (2)
4D.	MOREIRA	22.798	I.ORTOLÁ	26.049	C.TATAY	22.693	D.MOREIRA	26.954	4	I.GUEVARA	1'38.592	1'38.684 (5)
5S.	GARCIA	22.839	T.SUZUKI	26.051	J.MCPHEE	22.711	D.FOGGIA	26.960	5	D.FOGGIA	1'38.627	1'38.627 (4)
6D.	FOGGIA	22.900	S.GARCIA	26.077	T.SUZUKI	22.748	D.SALVADOR	26.960	6	S.GARCIA	1'38.670	1'38.720 (6)
7A.	SASAKI	22.908	J.KELSO	26.092	I.ORTOLÁ	22.748	D.HOLGADO	26.973	7	J.MCPHEE	1'38.760	1'38.974 (9)
8D.	ÖNCÜ	22.911	D.MOREIRA	26.107	D.FOGGIA	22.761	R.YAMANAKA	27.024	8	X.ARTIGAS	1'38.820	1'38.920 (7)
9C.	TATAY	22.936	C.TATAY	26.134	X.ARTIGAS	22.777	D.ÖNCÜ	27.040	9	T.SUZUKI	1'38.931	1'38.959 (8)
10J.	KELSO	22.940	X.ARTIGAS	26.139	K.TOBA	22.789	R.ROSSI	27.068	10	C.TATAY	1'38.984	1'39.122 (12)
11D.	SALVADOR	22.951	J.MASIA	26.165	I.GUEVARA	22.795	S.GARCIA	27.081	11	D.ÖNCÜ	1'39.029	1'39.126 (13)
12J.	MCPHEE	22.957	J.MCPHEE	26.181	D.SALVADOR	22.799	I.GUEVARA	27.102	12	D.HOLGADO	1'39.042	1'39.109 (11)
13D.	HOLGADO	22.957	A.MIGNO	26.190	D.ÖNCÜ	22.813	A.SASAKI	27.104	13	J.KELSO	1'39.049	1'39.196 (15)
14T.	SUZUKI	22.961	N.CARRARO	26.198	R.ROSSI	22.831	J.MASIA	27.145	14	D.SALVADOR	1'39.076	1'39.076 (10)
15A.	FERNANDEZ	22.963	R.ROSSI	26.207	J.KELSO	22.846	T.SUZUKI	27.171	15	R.ROSSI	1'39.083	1'39.179 (14)
16X.	ARTIGAS	22.963	L.FELLON	26.255	D.HOLGADO	22.852	J.KELSO	27.171	16	J.MASIA	1'39.159	1'39.322 (17)
17D.	MUÑOZ	22.970	D.HOLGADO	26.260	A.SASAKI	22.863	D.MUÑOZ	27.211	17	A.SASAKI	1'39.201	1'39.320 (16)
18J.	MASIA	22.973	D.ÖNCÜ	26.265	A.MIGNO	22.866	A.FERNANDEZ	27.221	18	K.TOBA	1'39.372	1'39.443 (19)
19R.	ROSSI	22.977	T.FURUSATO	26.314	J.MASIA	22.876	C.TATAY	27.221	19	A.MIGNO	1'39.423	1'39.438 (18)
20K.	TOBA	23.002	D.MUÑOZ	26.323	M.AJI	22.921	K.TOBA	27.226	20	D.MUÑOZ	1'39.461	1'39.486 (20)
21F.	FARIOLI	23.020	A.SASAKI	26.326	N.CARRARO	22.945	D.ALMANSA	27.310	21	A.FERNANDEZ	1'39.508	1'39.643 (21)
22E.	BARTOLINI	23.036	E.BARTOLINI	26.332	F.FARIOLI	22.954	N.CARRARO	27.323	22	N.CARRARO	1'39.609	1'39.963 (23)
23A.	MIGNO	23.044	K.TOBA	26.355	D.MUÑOZ	22.957	A.MIGNO	27.323	23	F.FARIOLI	1'39.799	1'39.918 (22)
24T.	FURUSATO	23.111	A.FERNANDEZ	26.361	A.FERNANDEZ	22.963	M.AJI	27.378	24	L.FELLON	1'39.870	1'40.024 (24)

These data/results cannot be reproduced, stored and/or transmitted in whole or in part by any manner of electronic, mechanical, photocopying, recording, broadcasting or otherwise now known or herein after developed without the previous express consent by the copyright owner, except for reproduction in daily press and regular printed publications on sale to the public within 60 days of the event related to those data/results and always provided that copyright symbol appears together as follows below.  
© DORNA, 2022

Circuit Ricardo Tormo

Results and timing service provided by  TISSOT

4005 m.

## GRAN PREMIO MOTUL DE LA COMUNITAT VALENCIANA

## Free Practice Nr. 3

## Best Partial Times


Moto3™

IT Ideal Lap Time, sum of the best partial times

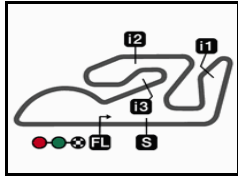
BT Best Lap Time

T1		T2		T3		T4				IT		BT	
Pos	Rider	Time	Rider	Time	Rider	Time	Rider	Time	Pos	Rider	IT	BT	
25	N.CARRARO	23.143	D.SALVADOR	26.366	L.FELLON	22.994	L.FELLON	27.396	25	<b>T.FURUSATO</b>	1'39.958	1'40.224	(27)
26	<b>S.OGDEN</b>	<b>23.187</b>	<b>M.AJI</b>	<b>26.386</b>	<b>S.OGDEN</b>	<b>23.034</b>	<b>E.BARTOLINI</b>	<b>27.423</b>	26	<b>D.ALMANSA</b>	1'39.994	1'40.145	(25)
27	D.ALMANSA	23.219	F.FARIOLI	26.387	D.ALMANSA	23.037	J.WHATLEY	27.427	27	<b>E.BARTOLINI</b>	1'40.032	1'40.647	(29)
28	<b>L.FELLON</b>	<b>23.225</b>	<b>D.ALMANSA</b>	<b>26.428</b>	<b>T.FURUSATO</b>	<b>23.051</b>	<b>F.FARIOLI</b>	<b>27.438</b>	28	<b>M.AJI</b>	1'40.041	1'40.194	(26)
29	A.SURRA	23.287	S.OGDEN	26.456	A.SURRA	23.085	T.FURUSATO	27.482	29	<b>S.OGDEN</b>	1'40.234	1'40.410	(28)
30	<b>M.AJI</b>	<b>23.356</b>	<b>A.SURRA</b>	<b>26.469</b>	<b>J.WHATLEY</b>	<b>23.212</b>	<b>A.CARRASCO</b>	<b>27.541</b>	30	<b>A.SURRA</b>	1'40.478	1'40.651	(30)
31	A.CARRASCO	23.370	J.WHATLEY	26.554	A.CARRASCO	23.240	S.OGDEN	27.557	31	<b>J.WHATLEY</b>	1'40.588	1'40.831	(31)
32	<b>J.WHATLEY</b>	<b>23.395</b>	<b>A.CARRASCO</b>	<b>26.698</b>	<b>E.BARTOLINI</b>	<b>23.241</b>	<b>A.SURRA</b>	<b>27.637</b>	32	<b>A.CARRASCO</b>	1'40.849	1'40.882	(32)

These data/results cannot be reproduced, stored and/or transmitted in whole or in part by any manner of electronic, mechanical, photocopying, recording, broadcasting or otherwise now known or herein after developed without the previous express consent by the copyright owner, except for reproduction in daily press and regular printed publications on sale to the public within 60 days of the event related to those data/results and always provided that copyright symbol appears together as follows below.  
© DORNA, 2022


Official MotoGP Timing by  TISSOT  
www.motogp.com



4005 m.

**Moto3™****GRAN PREMIO MOTUL DE LA COMUNITAT VALENCIANA****Free Practice Nr. 3****Fastest Laps Sequence**

<i>Practice Time</i>	 <i>Rider</i>	<i>Nation</i>	<i>Motorcycle</i>	<i>Time</i>	<i>Km/h</i>	<i>Rider's Lap</i>
<b>3'32.800</b>	11 <b>Sergio GARCIA</b>	SPA	GASGAS	<b>1'41.447</b>	142.1	2
<b>3'47.826</b>	44 <b>David MUÑOZ</b>	SPA	KTM	<b>1'40.655</b>	143.2	2
<b>5'27.193</b>	6 <b>Ryusei YAMANAKA</b>	JPN	KTM	<b>1'40.605</b>	143.3	3
<b>5'27.677</b>	44 <b>David MUÑOZ</b>	SPA	KTM	<b>1'39.851</b>	144.3	3
<b>20'01.957</b>	28 <b>Izan GUEVARA</b>	SPA	GASGAS	<b>1'39.318</b>	145.1	9
<b>21'23.978</b>	53 <b>Deniz ÖNCÜ</b>	TUR	KTM	<b>1'39.126</b>	145.4	9
<b>21'40.994</b>	28 <b>Izan GUEVARA</b>	SPA	GASGAS	<b>1'39.037</b>	145.5	10
<b>34'24.193</b>	28 <b>Izan GUEVARA</b>	SPA	GASGAS	<b>1'38.684</b>	146.1	16
<b>34'24.303</b>	48 <b>Ivan ORTOLÁ</b>	SPA	KTM	<b>1'38.537</b>	146.3	9
<b>34'24.523</b>	6 <b>Ryusei YAMANAKA</b>	JPN	KTM	<b>1'38.482</b>	146.4	13

These data/results cannot be reproduced, stored and/or transmitted in whole or in part by any manner of electronic, mechanical, photocopying, recording, broadcasting or otherwise now known or herein after developed without the previous express consent by the copyright owner, except for reproduction in daily press and regular printed publications on sale to the public within 60 days of the event related to those data/results and always provided that copyright symbol appears together as follows below.

© DORNA, 2022

Official MotoGP Timing by TISSOT  
www.motogp.com

**Cheste, Saturday, November 05, 2022**

