


4005 m.

## GRAN PREMIO MOTUL DE LA COMUNITAT VALENCIANA

## Free Practice Nr. 1

## Classification

3

	Rider	Nation	Team	Motorcycle	Time	Lap Total	Gap	Top Speed
1	28 Izan GUEVARA	SPA	Valresa GASGAS Aspar Team	GASGAS	<b>1'39.533</b>	17 17		<b>230.7</b>
2	10 Diogo MOREIRA	BRA	MT Helmets - MSI	KTM	<b>1'39.543</b>	15 16	0.010 0.010	<b>234.6</b>
3	96 Daniel HOLGADO	SPA	Red Bull KTM Ajo	KTM	<b>1'39.683</b>	18 19	0.150 0.140	<b>229.2</b>
4	71 Ayumu SASAKI	JPN	Sterilgarda Husqvarna Max	HUSQVARNA	<b>1'39.715</b>	15 15	0.182 0.032	<b>228.4</b>
5	53 Deniz ÖNCÜ	TUR	Red Bull KTM Tech3	KTM	<b>1'39.722</b>	15 16	0.189 0.007	<b>228.4</b>
6	7 Dennis FOGGIA	ITA	Leopard Racing	HONDA	<b>1'39.780</b>	15 16	0.247 0.058	<b>231.5</b>
7	17 John MCPHEE	GBR	Sterilgarda Husqvarna Max	HUSQVARNA	<b>1'39.847</b>	17 17	0.314 0.067	<b>228.4</b>
8	11 Sergio GARCIA	SPA	Valresa GASGAS Aspar Team	GASGAS	<b>1'39.855</b>	19 20	0.322 0.008	<b>227.6</b>
9	6 Ryusei YAMANAKA	JPN	MT Helmets - MSI	KTM	<b>1'39.905</b>	16 18	0.372 0.050	<b>229.9</b>
10	43 Xavier ARTIGAS	SPA	CFMOTO Racing PruestelGP	CFMOTO	<b>1'39.938</b>	16 18	0.405 0.033	<b>230.7</b>
11	27 Kaito TOBA	JPN	CIP Green Power	KTM	<b>1'40.030</b>	15 17	0.497 0.092	<b>229.2</b>
12	54 Riccardo ROSSI	ITA	SIC58 Squadra Corse	HONDA	<b>1'40.116</b>	18 19	0.583 0.086	<b>229.2</b>
13	24 Tatsuki SUZUKI	JPN	Leopard Racing	HONDA	<b>1'40.145</b>	16 18	0.612 0.029	<b>229.2</b>
14	77 Filippo FARIOLI	ITA	GASGAS Aspar Team	GASGAS	<b>1'40.215</b>	17 19	0.682 0.070	<b>234.6</b>
15	16 Andrea MIGNO	ITA	Rivacold Snipers Team	HONDA	<b>1'40.231</b>	18 18	0.698 0.016	<b>226.9</b>
16	31 Adrian FERNANDEZ	SPA	Red Bull KTM Tech3	KTM	<b>1'40.296</b>	18 18	0.763 0.065	<b>229.9</b>
17	48 Ivan ORTOLÁ	SPA	Angeluss MTA Team	KTM	<b>1'40.486</b>	13 17	0.953 0.190	<b>228.4</b>
18	66 Joel KELSO	AUS	CIP Green Power	KTM	<b>1'40.518</b>	18 18	0.985 0.032	<b>226.1</b>
19	5 Jaime MASIA	SPA	Red Bull KTM Ajo	KTM	<b>1'40.545</b>	15 18	1.012 0.027	<b>229.2</b>
20	44 David MUÑOZ	SPA	BOE Motorsports	KTM	<b>1'40.629</b>	14 14	1.096 0.084	<b>233.0</b>
21	38 David SALVADOR	SPA	Angeluss MTA Team	KTM	<b>1'40.636</b>	14 14	1.103 0.007	<b>229.9</b>
22	95 David ALMANSA	SPA	Finetwork Team BOE Motorsports	KTM	<b>1'40.800</b>	17 19	1.267 0.164	<b>228.4</b>
23	99 Carlos TATAY	SPA	CFMOTO Racing PruestelGP	CFMOTO	<b>1'40.936</b>	15 17	1.403 0.136	<b>226.9</b>
24	20 Lorenzo FELLON	FRA	SIC58 Squadra Corse	HONDA	<b>1'41.347</b>	16 18	1.814 0.411	<b>223.9</b>
25	70 Joshua WHATLEY	GBR	VisionTrack Racing Team	HONDA	<b>1'41.467</b>	16 18	1.934 0.120	<b>226.1</b>
26	9 Nicola Fabio CARRARO	ITA	QJMotor Avintia Racing Team	KTM	<b>1'41.485</b>	8 10	1.952 0.018	<b>226.1</b>
27	67 Alberto SURRA	ITA	Rivacold Snipers Team	HONDA	<b>1'41.706</b>	13 15	2.173 0.221	<b>223.2</b>
28	19 Scott OGDEN	GBR	VisionTrack Racing Team	HONDA	<b>1'41.902</b>	17 17	2.369 0.196	<b>224.7</b>
29	72 Taiyo FURUSATO	JPN	Honda Team Asia	HONDA	<b>1'41.912</b>	14 19	2.379 0.010	<b>226.1</b>
30	64 Mario AJI	INA	Honda Team Asia	HONDA	<b>1'42.002</b>	18 20	2.469 0.090	<b>219.6</b>
31	23 Elia BARTOLINI	ITA	QJMotor Avintia Racing Team	KTM	<b>1'42.032</b>	18 18	2.499 0.030	<b>224.7</b>
32	22 Ana CARRASCO	SPA	BOE Motorsports	KTM	<b>1'43.015</b>	13 16	3.482 0.983	<b>229.9</b>

Practice condition: Dry

Air: 16°

Humidity: 55%

Ground: 36°

<b>Fastest Lap:</b>	Lap: 17	<b>Izan GUEVARA</b>	<b>1'39.533</b>	144.8 Km/h
<b>Best Race Lap:</b>	2020	<b>Sergio GARCIA</b>	<b>1'38.858</b>	145.8 Km/h
<b>All Time Lap Record:</b>	2020	<b>Darryn BINDER</b>	<b>1'38.286</b>	146.6 Km/h

The results are provisional until the end of the limit for protest and appeals.

Time limit for protest expires 30' after publication of the results - ..... Time: .....

These data/results cannot be reproduced, stored and/or transmitted in whole or in part by any manner of electronic, mechanical, photocopying, recording, broadcasting or otherwise now known or herein after developed without the previous express consent by the copyright owner, except for reproduction in daily press and regular printed publications on sale to the public within 60 days of the event related to those data/results and always provided that copyright symbol appears together as follows below.

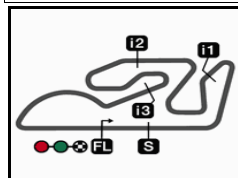
© DORNA, 2022

Official MotoGP Timing by TISSOT  
www.motogp.com

Chestre, Friday, November 04, 2022

moto3™





4005 m.

## GRAN PREMIO MOTUL DE LA COMUNITAT VALENCIANA

## Free Practice Nr. 1

## Top Speed &amp; Average

4

Rider	Nation	Motorcycle	Top 5 speeds					Average	Top
10 Diogo MOREIRA	BRA	KTM	234.6	231.5	230.7	229.9	229.9	231.3	234.6
77 Filippo FARIOLI	ITA	GASGAS	234.6	229.9	228.4	227.6	227.6	229.6	234.6
44 David MUÑOZ	SPA	KTM	233.0	229.9	229.9	229.9	229.2	230.4	233.0
7 Dennis FOGGIA	ITA	HONDA	231.5	230.7	230.7	228.4	228.4	229.5	231.5
28 Izan GUEVARA	SPA	GASGAS	230.7	229.2	226.1	225.4	225.4	226.8	230.7
43 Xavier ARTIGAS	SPA	CFMOTO	230.7	230.7	230.7	229.2	226.1	228.5	230.7
6 Ryusei YAMANAKA	JPN	KTM	229.9	228.4	226.9	226.9	226.1	227.6	229.9
22 Ana CARRASCO	SPA	KTM	229.9	228.4	227.6	227.6	226.9	228.1	229.9
31 Adrian FERNANDEZ	SPA	KTM	229.9	229.2	228.4	227.6	226.9	228.4	229.9
38 David SALVADOR	SPA	KTM	229.9	226.1	226.1	225.4	224.7	225.9	229.9
5 Jaume MASIA	SPA	KTM	229.2	229.2	227.6	226.1	225.4	227.5	229.2
24 Tatsuki SUZUKI	JPN	HONDA	229.2	228.4	228.4	227.6	227.6	228.1	229.2
27 Kaito TOBA	JPN	KTM	229.2	227.6	226.1	226.1	225.4	226.9	229.2
54 Riccardo ROSSI	ITA	HONDA	229.2	228.4	227.6	227.6	227.6	228.1	229.2
96 Daniel HOLGADO	SPA	KTM	229.2	228.4	228.4	228.4	227.6	228.4	229.2
17 John MCPHEE	GBR	HUSQVARNA	228.4	227.6	227.6	225.4	225.4	226.9	228.4
48 Ivan ORTOLÁ	SPA	KTM	228.4	226.1	225.4	225.4	225.4	226.0	228.4
53 Deniz ÖNCÜ	TUR	KTM	228.4	227.6	226.9	226.1	225.4	226.3	228.4
71 Ayumu SASAKI	JPN	HUSQVARNA	228.4	228.4	227.6	227.6	227.6	227.9	228.4
95 David ALMANSA	SPA	KTM	228.4	226.1	225.4	224.7	224.7	225.5	228.4
11 Sergio GARCIA	SPA	GASGAS	227.6	226.9	226.9	226.1	226.1	226.7	227.6
16 Andrea MIGNO	ITA	HONDA	226.9	225.4	225.4	225.4	225.4	225.7	226.9
99 Carlos TATAY	SPA	CFMOTO	226.9	224.7	223.2	223.2	223.2	224.2	226.9
9 Nicola Fabio CARRARO	ITA	KTM	226.1	226.1	225.4	224.7	224.7	225.4	226.1
66 Joel KELSO	AUS	KTM	226.1	223.9	223.9	223.2	222.5	223.7	226.1
70 Joshua WHATLEY	GBR	HONDA	226.1	225.4	225.4	223.2	223.2	224.4	226.1
72 Taiyo FURUSATO	JPN	HONDA	226.1	225.4	225.4	224.7	223.9	224.9	226.1
19 Scott OGDEN	GBR	HONDA	224.7	223.2	223.2	223.2	222.5	223.4	224.7
23 Elia BARTOLINI	ITA	KTM	224.7	224.7	224.7	223.9	223.9	224.3	224.7
20 Lorenzo FELLON	FRA	HONDA	223.9	223.2	223.2	223.2	223.2	223.3	223.9
67 Alberto SURRA	ITA	HONDA	223.2	222.5	220.3	220.3	218.9	221.0	223.2
64 Mario AJI	INA	HONDA	219.6	219.6	218.2	218.2	217.5	218.6	219.6

These data/results cannot be reproduced, stored and/or transmitted in whole or in part by any manner of electronic, mechanical, photocopying, recording, broadcasting or otherwise now known or herein after developed without the previous express consent by the copyright owner, except for reproduction in daily press and regular printed publications on sale to the public within 60 days of the event related to those data/results and always provided that copyright symbol appears together as follows below.

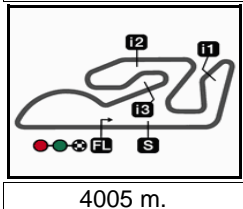
© DORNA, 2022

Official MotoGP Timing by TISSOT  
www.motogp.com





Cheste, Friday, November 04, 2022



4005 m.

## GRAN PREMIO MOTUL DE LA COMUNITAT VALENCIANA

## Free Practice Nr. 1

## Chronological Analysis of Performances

5

\* Lap / Sector time cancelled

T1 Time from finish line to 1st intermediate

T3 Time from 2nd intermed. to 3rd intermed.

P Crossing the finish line in pit lane

T2 Time from 1st intermed. to 2nd intermed.

T4 Time from 3rd intermediate to finish line

Lap	Lap Time	T1	T2	T3	T4	Speed	Lap	Lap Time	T1	T2	T3	T4	Speed		
<b>1st</b>	<b>28</b>	Izan GUEVARA			Valresa GASGAS Asp SPA			5	<b>1'40.860</b>	23.319	26.759	23.333	27.449	226.1	
		Runs=2	Total laps=17	Full laps=11			6	<b>1'42.840</b>	23.351	26.929	24.877	27.683	225.4		
1	3'16.060	25.180	29.441	25.013	28.749		7	<b>1'40.666</b>	23.376	26.717	23.171	27.402	229.2		
2	<b>1'44.915</b>	24.421	28.222	24.054	28.218	224.7	8	<b>1'44.917</b>	24.053	29.139	23.933	27.792	228.4		
3	<b>1'42.475</b>	23.673	27.282	23.537	27.983	224.7	9	<b>1'41.084</b>	23.328	26.759	23.459	27.538	226.1		
4	<b>1'41.776</b>	23.440	27.114	23.454	27.768	225.4	10	1'51.332 P	25.730	28.142	24.259	33.201	224.7		
5	<b>1'41.321</b>	23.486	26.881	23.290	27.664	224.7	11	5'42.229 *	23.588	27.646	23.711	27.994*			
6	<b>1'41.114</b>	23.339	26.860	23.255	27.660	223.9	12	<b>1'40.822</b>	23.386	26.742	23.250	27.444	224.7		
7	<b>1'41.033</b>	23.327	26.762	23.277	27.667	224.7	13	1'40.921 *	23.266	26.751	23.299	27.605*	226.1		
8	1'48.136 P	23.947	27.900	24.291	31.998	224.7	14	1'46.255 P	23.289	26.668	23.243	33.055	226.1		
9	9'39.970	22.550	27.183	23.577	27.977		15	5'29.913	25.906	27.828	23.566	27.665			
10	<b>1'41.379</b>	23.349	26.931	23.445	27.654	224.7	16	1'40.200 *	23.050	26.609	23.141	27.400*	227.6		
11	<b>1'41.326</b>	23.302	26.845	23.399	27.780	225.4	17	<b>1'39.767</b>	23.038	26.458	22.966	27.305	228.4		
12	1'44.024 P	23.265	26.752	23.438	30.569	225.4	18	<b>1'39.683</b>	23.069	26.338	22.927	27.349	226.1		
13	4'29.289	22.166	26.815	23.667	27.836		19	<b>1'40.031</b>	23.082	26.464	23.075	27.410	228.4		
14	<b>1'39.561</b>	23.017	26.341	22.965	27.238	229.2									
15	<b>1'39.736</b>	22.976	26.461	22.838	27.461	230.7									
16	1'39.648 *	22.986	26.344*	22.880	27.438	225.4									
17	<b>1'39.533</b>	23.004	26.297	22.863	27.369	226.1									
<b>2nd</b>	<b>10</b>	Diogo MOREIRA			MT Helmets - MSI BRA			<b>4th</b>	<b>71</b>	Ayumu SASAKI			Sterilgarda Husqvarna JPN		
		Runs=3	Total laps=17	Full laps=11					Runs=2	Total laps=15	Full laps=9				
1	2'38.685	26.741	29.838	25.722	28.791		1	2'59.245	23.610	29.386	24.451	28.360			
2	<b>1'43.433</b>	24.000	27.599	23.848	27.986	229.2	2	1'43.244 *	23.835	27.552	23.675	28.182*	226.9		
3	<b>1'41.897</b>	23.517	27.072	23.507	27.801	229.9	3	<b>1'42.325</b>	23.461	27.315	23.554	27.995	226.1		
4	<b>1'41.879</b>	23.352	27.329	23.405	27.793	229.9	4	<b>1'41.304</b>	23.416	26.986	23.292	27.610	226.1		
5	<b>1'41.453</b>	23.551	26.826	23.360	27.716	230.7	5	<b>1'40.801</b>	23.340	26.710	23.201	27.550	226.9		
6	<b>1'42.385</b>	24.271	27.061	23.429	27.624	225.4	6	<b>1'40.564</b>	23.269	26.623	23.135	27.537	227.6		
7	<b>1'41.489</b>	23.378	27.136	23.344	27.631	228.4	7	<b>1'40.552</b>	23.237	26.652	23.055	27.608	228.4		
8	<b>1'40.854</b>	23.221	26.732	23.284	27.617	228.4	8	1'48.880 P	24.330	27.423	23.783	33.344	225.4		
9	1'46.390 P	23.690	27.562	24.002	31.136	225.4	9	8'09.280	23.809	27.469	23.590	27.632			
10	7'44.770	24.083	27.438	23.512	27.952		10	<b>1'40.779</b>	23.276	26.771	23.165	27.567	227.6		
11	<b>1'41.790</b>	23.445	26.830	23.788	27.727	224.7	11	<b>1'40.347</b>	23.281	26.638	23.001	27.427	227.6		
12	<b>1'41.086</b>	23.398	26.686	23.277	27.725	226.1	12	1'47.554 P	23.724	27.020	23.585	33.225	228.4		
13	1'44.439 P	23.390	26.995	23.453	30.601	224.7	13	8'51.022	22.986	27.432	23.220	27.509			
14	5'22.426	22.288	26.714	23.556	27.589		14	<b>1'40.091</b>	23.309	26.487	22.920	27.375	226.9		
15	<b>1'39.543</b>	23.179	26.320	22.865	27.179	231.5	15	<b>1'39.715</b>	22.971	26.464	22.775	27.505	227.6		
16	<b>1'39.947</b>	23.220	26.547	22.867	27.313	234.6									
	unfinished	23.030				228.4									
<b>3rd</b>	<b>96</b>	Daniel HOLGADO			Red Bull KTM Ajo SPA			<b>5th</b>	<b>53</b>	Deniz ÖNCÜ			Red Bull KTM Tech3 TUR		
		Runs=2	Total laps=19	Full laps=12					Runs=2	Total laps=16	Full laps=5				
1	2'21.175	25.136	29.488	24.438	28.347		1	2'41.216	27.984	28.757	25.581	31.016			
2	<b>1'42.793</b>	24.077	27.198	23.651	27.867	226.9	2	1'42.914 *	23.754	27.472	23.634	28.054*	224.7		
3	<b>1'41.885</b>	23.524	27.059	23.454	27.848	225.4	3	<b>1'41.867</b>	23.465	27.138	23.457	27.807	223.9		
4	<b>1'41.355</b>	23.440	26.957	23.341	27.617	224.7	4	1'41.060 *	23.419	26.805	23.340	27.496*	225.4		
							5	<b>1'40.889</b>	23.304	26.863	23.258	27.464	227.6		
							6	<b>1'40.714</b>	23.210	26.693	23.206	27.605	226.1		
							7	1'41.159 *	23.277	26.785	23.263	27.834*	225.4		
							8	1'42.962 P	23.324	26.843	23.295	29.500	228.4		
							9	6'46.796 *	22.552	27.152	23.393	27.688*			
							10	1'41.295 *	23.521	26.805	23.140	27.829*	222.5		

**Fastest Lap:** Izan GUEVARA Valresa GASGAS Asp SPA **1'39.533** 23.004 26.297 22.863 27.369

These data/results cannot be reproduced, stored and/or transmitted in whole or in part by any manner of electronic, mechanical, photocopying, recording, broadcasting or otherwise now known or herein after developed without the previous express consent by the copyright owner, except for reproduction in daily press and regular printed publications on sale to the public within 60 days of the event related to those data/results and always provided that copyright symbol appears together as follows below.  
© DORNA, 2022

## Free Practice Nr. 1

## Moto3

Lap	Lap Time	T1	T2	T3	T4	Speed	Lap	Lap Time	T1	T2	T3	T4	Speed
11	1'40.873 *	23.327	26.712	23.100	27.734*	223.9	9	<b>1'40.748</b>	23.275	26.662	23.235	27.576	223.2
12	1'42.033 P	23.300	26.602	22.993	29.138	224.7	10	1'40.867 *	23.35*	26.703	23.237	27.575	223.2
13	8'39.356	25.804	26.939	23.093	27.437		11	1'48.037 P	24.35*	27.584	24.218	31.880	222.5
14	<b>1'39.767</b>	23.187	26.457	<b>22.826</b>	<b>27.297</b>	225.4	12	6'11.964 *	22.542	27.011	23.483	27.729*	
15	<b>1'39.722</b>	23.110	<b>26.402</b>	22.881	27.329	225.4	13	1'41.125 *	23.334	26.838	23.283	27.670*	223.9
16	1'39.604 *	<b>22.997</b>	26.343*	22.894	27.370	226.9	14	<b>1'41.106</b>	23.383	26.856	23.235	27.632	225.4
<b>6th</b>	<b>7</b>	<b>Dennis FOGGIA</b>		Leopard Racing		ITA	15	1'43.098 P	23.316	26.744	23.276	29.762	223.2
		Runs=2	Total laps=16	Full laps=9			16	3'52.545 *	21.704	26.868	23.066	27.454*	
1	2'40.008	24.655	28.972	24.332	28.713		17	<b>1'39.936</b>	23.104	26.476	22.950	27.406	226.9
2	<b>1'42.349</b>	23.795	27.249	23.555	27.750	228.4	18	<b>1'39.951</b>	23.128	26.518	<b>22.857</b>	27.448	226.1
3	<b>1'41.722</b>	23.488	26.985	23.550	27.699	230.7	19	<b>1'39.855</b>	<b>23.018</b>	26.476	22.973	27.388	226.9
4	<b>1'41.504</b>	23.398	26.824	23.371	27.911	230.7	20	<b>1'39.933</b>	23.110	<b>26.466</b>	23.004	<b>27.353</b>	<b>227.6</b>
5	1'43.059 *	24.83*	27.395	23.322	27.511	226.9	<b>9th</b>	<b>6</b>	<b>Ryusei YAMANAKA</b>		MT Helmets - MSI	JPN	
6	<b>1'40.374</b>	23.263	26.623	23.089	27.399	228.4			Runs=2	Total laps=18	Full laps=12		
7	<b>1'40.665</b>	23.186	26.663	23.257	27.559	<b>231.5</b>	1	2'07.187	23.285	27.938	24.334	28.179	
8	1'43.222 P	23.952	26.761	23.355	29.154	226.9	2	<b>1'42.943</b>	24.040	27.189	23.700	28.014	223.2
9	9'30.877	25.516	27.672	23.492	27.589		3	<b>1'42.015</b>	23.559	27.059	23.418	27.979	223.9
10	<b>1'40.782</b>	23.342	26.598	23.209	27.633	227.6	4	<b>1'41.735</b>	23.569	27.007	23.375	27.784	222.5
11	1'43.440 P	23.269	26.678	23.195	30.298	226.1	5	<b>1'41.525</b>	23.516	26.916	23.409	27.684	223.2
12	5'53.761	22.036	27.308	23.107	27.517		6	<b>1'42.854</b>	24.800	27.066	23.309	27.679	222.5
13	<b>1'40.087</b>	23.149	26.587	22.909	27.442	227.6	7	<b>1'40.972</b>	23.423	26.809	23.210	27.530	222.5
14	<b>1'39.811</b>	23.088	26.404	22.915	27.404	227.6	8	1'45.802 P	23.424	26.836	23.725	31.817	223.9
15	<b>1'39.780</b>	23.153	<b>26.348</b>	<b>22.883</b>	27.396	228.4	9	8'44.900	25.915	27.641	23.697	27.863	
16	1'39.533 *	<b>23.074</b>	26.263*	22.891	<b>27.305</b>	228.4	10	<b>1'41.665</b>	23.539	26.935	23.257	27.934	223.2
<b>7th</b>	<b>17</b>	<b>John MCPHEE</b>		Sterilgarda Husqvarna		GBR	11	<b>1'40.821</b>	23.521	26.631	23.127	27.542	223.2
		Runs=2	Total laps=17	Full laps=11			12	1'43.705 *	25.500	27.025	23.330	27.850*	225.4
1	3'25.812	25.115	29.267	24.797	28.963		13	1'46.152 P	23.417	27.055	23.373	32.307	226.1
2	<b>1'44.050</b>	24.286	27.649	23.917	28.198	223.2	14	4'33.075 *	22.614	26.962*	23.140	27.631*	
3	<b>1'43.093</b>	23.883	27.498	23.716	27.996	223.9	15	<b>1'40.515</b>	23.293	26.627	23.078	27.517	226.9
4	<b>1'42.440</b>	23.795	27.231	23.559	27.855	224.7	16	<b>1'39.905</b>	23.239	<b>26.469</b>	22.887	<b>27.310</b>	228.4
5	<b>1'42.298</b>	23.610	26.986	23.757	27.945	223.9	17	<b>1'40.270</b>	23.217	26.584	<b>22.875</b>	27.594	226.9
6	<b>1'41.449</b>	23.600	26.839	23.353	27.657	223.9	18	<b>1'40.432</b>	<b>23.132</b>	26.523	23.078	27.699	<b>229.9</b>
7	<b>1'41.069</b>	23.555	26.812	23.098	27.604	223.9	<b>10th</b>	<b>43</b>	<b>Xavier ARTIGAS</b>		CFMOTO Racing Pru	SPA	
8	1'48.298 P	23.392	27.989	23.859	33.058	224.7			Runs=3	Total laps=18	Full laps=8		
9	8'37.128	23.627	27.612	23.658	27.983		1	2'21.631	27.323	29.337	24.408	28.550	
10	<b>1'41.322</b>	23.466	26.888	23.236	27.732	224.7	2	1'43.181 *	24.144	27.329	23.620	28.088*	226.1
11	<b>1'40.901</b>	23.372	26.812	23.149	27.568	225.4	3	<b>1'42.134</b>	23.608	26.990	23.487	28.049	226.1
12	<b>1'41.016</b>	23.404	26.804	23.160	27.648	225.4	4	1'46.363 P	23.774	27.158	23.608	31.823	223.9
13	1'47.166 P	23.921	27.561	23.942	31.742	224.7	5	4'28.518	24.540	27.370	23.520	27.787	
14	5'19.204	25.617	27.173	23.246	27.698		6	<b>1'42.197</b>	23.682	27.139	23.418	27.958	226.1
15	<b>1'40.089</b>	23.339	26.550	22.906	<b>27.294</b>	<b>228.4</b>	7	<b>1'41.602</b>	23.663	26.940	23.291	27.708	225.4
16	1'39.788 *	23.202	26.382*	<b>22.847</b>	27.357	227.6	8	1'42.275 *	23.97*	27.021	23.380	27.900	223.9
17	<b>1'39.847</b>	<b>23.153</b>	<b>26.425</b>	22.949	27.320	227.6	9	<b>1'41.430</b>	23.574	26.839	23.312	27.705	224.7
<b>8th</b>	<b>11</b>	<b>Sergio GARCIA</b>		Valresa GASGAS Asp		SPA	10	1'45.379 P	23.77*	27.210	23.473	30.919	224.7
		Runs=2	Total laps=20	Full laps=12			11	5'53.307	24.194	28.043	24.334	29.100	
1	2'04.986	22.819	28.307	23.973	28.294		12	<b>1'41.796</b>	23.444	26.842	23.430	28.080	229.2
2	1'42.536 *	23.77*	27.201	23.510	28.055	221.0	13	<b>1'41.236</b>	23.405	26.881	23.219	27.731	224.7
3	<b>1'41.900</b>	23.547	27.008	23.465	27.880	226.1	14	1'44.635 P	23.458	26.941	23.470	30.766	225.4
4	<b>1'41.344</b>	23.458	26.854	23.336	27.696	223.2	15	4'40.095	26.910	27.021	23.213	27.618	
5	<b>1'40.956</b>	23.326	26.720	23.232	27.678	223.9	16	<b>1'39.938</b>	23.317	<b>26.437</b>	22.831	27.353	<b>230.7</b>
6	<b>1'41.046</b>	23.338	26.726	23.396	27.586	222.5	17	1'39.954 *	<b>23.274</b>	26.515*	<b>22.821</b>	<b>27.344</b>	230.7
7	<b>1'40.902</b>	23.286	26.736	23.295	27.585	223.2	18	<b>1'40.141</b>	23.285	26.572	22.863	27.421	230.7
8	<b>1'40.758</b>	23.300	26.633	23.182	27.643	223.2							

**Fastest Lap:** Izan GUEVARA Valresa GASGAS Asp SPA **1'39.533** 23.004 26.297 22.863 27.369

These data/results cannot be reproduced, stored and/or transmitted in whole or in part by any manner of electronic, mechanical, photocopying, recording, broadcasting or otherwise now known or herein after developed without the previous express consent by the copyright owner, except for reproduction in daily press and regular printed publications on sale to the public within 60 days of the event related to those data/results and always provided that copyright symbol appears together as follows below.  
© DORNA, 2022

## Free Practice Nr. 1

Moto3

Lap	Lap Time	T1	T2	T3	T4	Speed	Lap	Lap Time	T1	T2	T3	T4	Speed		
<b>11th</b>	<b>27</b>	<b>Kaito TOBA</b>				CIP Green Power	JPN	13	1'54.485	P	24.695	29.354	24.341	36.095	224.7
		Runs=3	Total laps=17	Full laps=9			14	6'32.706	*	22.980	27.065	23.125	27.678*		
1	2'47.128	27.106	29.433	24.489	28.931		15	1'40.442	*	23.35*	26.552	22.978	27.556	227.6	
2	1'43.116	*	23.810	27.362	23.696	28.248*	225.4	16	<b>1'40.145</b>		<b>23.198</b>	26.498	<b>22.949</b>	27.500	226.9
3	<b>1'42.546</b>		23.611	27.188	23.571	28.176	227.6	17	1'40.402	*	<b>23.190</b>	26.393*	23.117	27.702*	226.9
4	<b>1'43.762</b>		24.580	27.372	23.662	28.148	222.5	18	<b>1'40.217</b>		23.228	<b>26.463</b>	23.037	<b>27.489</b>	228.4
5	<b>1'41.362</b>		23.500	26.909	23.288	27.665	223.2								
6	<b>1'41.142</b>		23.374	26.769	23.292	27.707	223.2	<b>14th</b>	<b>77</b>	<b>Filippo FARIOLI</b>				GASGAS Aspar Team	ITA
7	1'47.470	P	23.427	27.146	23.794	33.103	223.2			Runs=2	Total laps=19	Full laps=8			
8	9'18.691		30.054	28.708	24.321	28.721		1	2'25.174		24.408	28.777	24.946	28.912	
9	<b>1'42.644</b>		23.890	27.316	23.489	27.949	221.0	2	1'43.038	*	23.860	27.482	23.764	27.932*	225.4
10	<b>1'41.519</b>		23.456	27.007	23.255	27.801	223.9	3	<b>1'42.405</b>		23.682	27.111	23.736	27.876	229.9
11	<b>1'41.353</b>		23.438	26.966	23.222	27.727	223.9	4	<b>1'41.849</b>		23.579	26.994	23.487	27.789	226.9
12	1'46.917	P	23.504	26.986	23.504	32.923	223.2	5	1'44.984	*	25.924	27.445	23.763	27.852*	228.4
13	5'39.186		29.209	28.764	25.308	28.536		6	<b>1'41.722</b>		23.538	26.943	23.379	27.862	223.9
14	<b>1'41.092</b>		23.402	26.897	23.066	27.727	226.1	7	1'41.573	*	23.48*	26.973	23.277	27.843	223.2
15	<b>1'40.030</b>		<b>23.297</b>	<b>26.489</b>	<b>22.915</b>	<b>27.329</b>	226.1	8	1'41.613	*	23.424	26.943	23.312	27.934*	222.5
16	1'40.287	*	23.342	26.498*	22.956	27.491	<b>229.2</b>	9	<b>1'41.228</b>		23.404	26.832	23.258	27.734	222.5
17	1'44.976	P	23.31*	26.651	22.955	32.056	223.9	10	1'47.616	P	23.895	27.701	23.982	32.038	223.2
								11	7'26.686	*	22.332	27.142	23.454	27.906*	
<b>12th</b>	<b>54</b>	<b>Riccardo ROSSI</b>				SIC58 Squadra Corse	ITA	12	<b>1'41.613</b>		23.485	26.934	23.415	27.779	223.2
		Runs=2	Total laps=19	Full laps=10			13	<b>1'43.014</b>		23.466	26.919	24.635	27.994	223.9	
1	2'41.565		23.758	28.735	24.628	28.259		14	1'44.322	P	23.54*	26.988	23.404	30.384	223.2
2	1'42.801	*	23.741	27.270	23.737	28.053*	226.9	15	4'05.265		23.790	27.139	23.238	28.040	
3	<b>1'41.884</b>		23.549	27.087	23.558	27.690	226.1	16	<b>1'40.377</b>		23.342	<b>26.517</b>	22.966	27.552	227.6
4	<b>1'41.101</b>		23.421	26.770	23.339	27.571	227.6	17	<b>1'40.215</b>		23.166	26.578	23.075	<b>27.396</b>	<b>234.6</b>
5	<b>1'41.886</b>		23.490	27.126	23.642	27.628	227.6	18	1'39.787	*	<b>23.052</b>	26.392*	<b>22.878</b>	27.465	227.6
6	<b>1'44.268</b>		23.598	27.784	24.745	28.141	227.6	19	1'41.664	*	23.536	27.238	23.173	27.717*	224.7
7	<b>1'41.646</b>		23.483	26.971	23.432	27.760	224.7								
8	1'45.887	P	23.480	27.180	24.444	30.783	223.9	<b>15th</b>	<b>16</b>	<b>Andrea MIGNO</b>				Rivacold Snipers Tea	ITA
9	5'31.953		24.897	27.633	23.776	28.075				Runs=2	Total laps=18	Full laps=11			
10	1'42.431	*	23.78*	27.067	23.513	28.067*	221.0	1	2'46.686		25.717	28.617	24.494	28.680	
11	<b>1'41.902</b>		23.607	27.022	23.481	27.792	220.3	2	1'43.378	*	23.748	27.590	23.675	28.365*	223.9
12	1'41.063	*	23.468	26.739	23.297	27.559*	222.5	3	<b>1'43.536</b>		24.002	27.511	23.724	28.299	222.5
13	1'41.285	*	23.46*	26.702	23.398	27.719	224.7	4	<b>1'42.112</b>		23.585	27.057	23.480	27.990	225.4
14	1'45.006	P	23.442	26.868	23.467	31.229	226.1	5	<b>1'41.339</b>		23.407	26.814	23.298	27.820	223.9
15	5'31.166	*	24.831	27.045*	23.239	27.614*		6	<b>1'41.048</b>		23.367	26.706	23.264	27.711	223.9
16	<b>1'40.241</b>		23.248	26.546	23.018	<b>27.429</b>	226.9	7	<b>1'44.538</b>		23.556	28.333	24.357	28.292	223.2
17	<b>1'40.327</b>		23.271	26.572	22.959	27.525	<b>229.2</b>	8	<b>1'41.303</b>		23.483	26.775	23.291	27.754	222.5
18	<b>1'40.116</b>		23.182	26.468	22.995	27.471	225.4	9	1'47.553	P	24.185	27.812	24.017	31.539	223.9
19	<b>1'40.136</b>		<b>23.098</b>	<b>26.460</b>	<b>22.942</b>	27.636	228.4	10	8'03.822		23.917	27.334	23.502	27.977	
								11	<b>1'41.525</b>		23.555	26.813	23.368	27.789	223.9
<b>13th</b>	<b>24</b>	<b>Tatsuki SUZUKI</b>				Leopard Racing	JPN	12	<b>1'41.133</b>		23.301	26.740	23.319	27.773	225.4
		Runs=2	Total laps=18	Full laps=7			13	1'44.499	P	23.387	26.708	23.745	30.659	225.4	
1	3'01.172	*	23.767	28.922	24.817	28.209*		14	4'47.753		25.173	28.122	23.545	27.910	
2	1'42.539	*	23.89*	27.171	23.663	27.810*	227.6	15	<b>1'40.569</b>		23.368	26.601	23.026	27.574	225.4
3	1'41.619	*	23.51*	26.979	23.484	27.646	226.9	16	<b>1'43.252</b>		25.670	26.981	23.115	<b>27.486</b>	224.7
4	<b>1'41.434</b>		23.631	26.814	23.386	27.603	227.6	17	1'40.613	*	<b>23.167</b>	26.446*	23.270	27.730	<b>226.9</b>
5	1'40.766	*	23.404	26.706*	23.148	27.508	227.6	18	<b>1'40.231</b>		23.230	<b>26.466</b>	<b>22.999</b>	27.536	225.4
6	<b>1'40.822</b>		23.428	26.593	23.138	27.663	228.4								
7	1'55.443	P	23.496	26.817	25.427	39.703	226.9	<b>16th</b>	<b>31</b>	<b>Adrian FERNANDEZ</b>				Red Bull KTM Tech3	SPA
8	6'03.489		25.549	27.767	23.833	28.061				Runs=2	Total laps=18	Full laps=12			
9	<b>1'41.894</b>		23.667	27.039	23.295	27.893	225.4	1	2'20.808		25.448	28.342	24.265	28.436	
10	<b>1'42.581</b>		23.793	27.090	23.720	27.978	225.4	2	<b>1'43.248</b>		24.094	27.352	23.708	28.094	222.5
11	<b>1'40.951</b>		23.360	26.665	23.304	27.622	<b>229.2</b>	3	<b>1'42.019</b>		23.525	27.051	23.589	27.854	<b>229.9</b>
12	1'41.017	*	23.463	26.682	23.306	27.566*	226.1	4	<b>1'41.582</b>		23.620	26.929	23.292	27.741	226.1

**Fastest Lap:** Izan GUEVARA Valresa GASGAS Asp SPA **1'39.533** 23.004 26.297 22.863 27.369

These data/results cannot be reproduced, stored and/or transmitted in whole or in part by any manner of electronic, mechanical, photocopying, recording, broadcasting or otherwise now known or herein after developed without the previous express consent by the copyright owner, except for reproduction in daily press and regular printed publications on sale to the public within 60 days of the event related to those data/results and always provided that copyright symbol appears together as follows below.  
© DORNA, 2022

# Free Practice Nr. 1

# Moto3

Lap	Lap Time	T1	T2	T3	T4	Speed	Lap	Lap Time	T1	T2	T3	T4	Speed	
							<b>19th</b>	<b>5</b>	<b>Jaume MASIA</b>				Red Bull KTM Ajo	SPA
									Runs=2	Total laps=18				Full laps=10
5	1'40.931	23.335	26.795	23.269	27.532	227.6	1	2'37.368	27.801	29.869	25.218	28.888		
6	1'41.400	23.330	26.750	23.604	27.716	226.1	2	1'43.902	24.212	27.795	23.692	28.203	221.8	
7	1'41.282	23.470	26.861	23.208	27.743	223.9	3	1'42.605	23.732	27.300	23.505	28.068	223.9	
8	1'47.896	P 23.870	27.315	23.522	33.189	224.7	4	1'42.717	24.072	26.942	23.444	28.259	222.5	
9	7'04.055	22.455	27.313	23.429	27.794		5	1'40.917	23.347	26.724	23.335	27.511	229.2	
10	1'41.464	23.522	26.896	23.322	27.724	222.5	6	1'41.209	23.326	26.857	23.226	27.800	227.6	
11	1'41.120	23.446	26.806	23.172	27.696	224.7	7	1'41.196	23.600	26.747	23.320	27.529	224.7	
12	1'41.439	23.355	26.777	23.677	27.630	224.7	8	1'46.147	P 23.559	26.727	23.892	31.969	229.2	
13	1'46.297	P 24.009	26.860	23.330	32.098	223.9	9	8'15.161	26.028	28.210	24.185	28.391		
14	6'17.577	22.611	30.521	31.679	28.028		10	1'41.376	23.414	26.964	23.250	27.748	223.2	
15	1'40.875	23.446	26.724	23.145	27.560	226.9	11	1'40.956	* 23.463	26.709	23.183	27.601*	223.9	
16	1'41.095	23.947	26.545	23.129	27.474	225.4	12	1'41.114	23.317	26.753	23.187	27.857	224.7	
17	1'39.999	* 23.053	26.464*	22.976	27.506	229.2	13	1'50.694	P 27.008	27.847	24.296	31.543	221.8	
18	1'40.296	23.096	26.683	23.056	27.461	228.4	14	5'10.996	24.674	27.941	24.753	28.794		
							<b>17th</b>	<b>48</b>	<b>Ivan ORTOLÁ</b>				Angeluss MTA Team	SPA
									Runs=2	Total laps=17				Full laps=9
1	2'54.107	26.434	28.959	24.830	28.673		15	1'40.545	23.302	26.693	22.995	27.555	225.4	
2	1'43.625	24.017	27.476	24.104	28.028	224.7	16	1'40.802	23.312	26.566	23.100	27.824	223.9	
3	1'42.359	* 23.646	27.151	23.767	27.795*	225.4	17	1'41.104	* 23.394	26.609*	23.356	27.745	224.7	
4	1'41.611	23.626	26.953	23.394	27.638	225.4	18	1'40.587	* 23.375	26.594	23.047	27.571*	226.1	
5	1'41.273	23.518	26.785	23.490	27.480	224.7								
6	1'41.391	23.472	26.814	23.562	27.543	225.4								
7	1'41.405	23.364	26.732	23.504	27.805	223.9								
8	1'48.650	P 23.499	28.041	25.121	31.989	223.9								
9	5'53.457	24.241	28.350	23.963	28.004									
10	1'49.366	P 25.570	28.120	24.663	31.013	223.2								
11	7'37.938	26.824	27.290	24.878	29.632									
12	1'40.633	23.293	26.703	23.121	27.516	224.7								
13	1'40.486	23.191	26.623	23.195	27.477	225.4								
14	1'42.898	* 23.29*	28.099	23.795	27.708	226.1								
15	1'40.690	23.204	26.650	23.224	27.612	224.7								
16	1'46.459	* 23.28*	30.169	25.401	27.607	224.7								
17	1'40.584	23.292	26.557	23.187	27.548	228.4								
							<b>20th</b>	<b>44</b>	<b>David MUÑOZ</b>				BOE Motorsports	SPA
									Runs=3	Total laps=15				Full laps=9
1	2'40.125	28.345	29.653	25.423	28.976		1	2'40.125	28.345	29.653	25.423	28.976		
2	1'43.030	23.872	27.416	23.931	27.811	229.9	2	1'43.030	23.872	27.416	23.931	27.811	229.9	
3	1'41.344	23.388	26.944	23.453	27.559	227.6	3	1'41.344	23.388	26.944	23.453	27.559	227.6	
4	1'41.190	23.255	26.823	23.344	27.768	233.0	4	1'41.190	23.255	26.823	23.344	27.768	233.0	
5	1'43.334	24.097	27.734	23.956	27.547	229.2	5	1'43.334	24.097	27.734	23.956	27.547	229.2	
6	1'40.968	23.338	26.874	23.382	27.374	227.6	6	1'40.968	23.338	26.874	23.382	27.374	227.6	
7	1'45.837	P 23.207	27.027	24.222	31.381	229.9	7	1'45.837	P 23.207	27.027	24.222	31.381	229.9	
8	8'59.949	* 26.304	28.943	24.725	31.044*		8	8'59.949	* 26.304	28.943	24.725	31.044*		
9	1'42.525	23.725	27.224	23.747	27.829	222.5	9	1'42.525	23.725	27.224	23.747	27.829	222.5	
10	1'41.543	23.424	27.023	23.500	27.596	226.1	10	1'41.543	23.424	27.023	23.500	27.596	226.1	
11	1'41.255	23.235	26.822	23.425	27.773	226.1	11	1'41.255	23.235	26.822	23.425	27.773	226.1	
12	1'46.858	P 23.64*	27.831	24.181	31.201	226.9	12	1'46.858	P 23.64*	27.831	24.181	31.201	226.9	
13	7'07.144	* 29.004	29.557	25.695	31.654*		13	7'07.144	* 29.004	29.557	25.695	31.654*		
14	1'40.629	23.237	26.704	23.162	27.526	229.9	14	1'40.629	23.237	26.704	23.162	27.526	229.9	
	unfinished	23.012				226.9		unfinished	23.012				226.9	
							<b>21st</b>	<b>38</b>	<b>David SALVADOR</b>				Angeluss MTA Team	SPA
									Runs=1	Total laps=14				Full laps=10
1	2'24.499	28.044	29.574	24.797	28.627		1	2'24.499	28.044	29.574	24.797	28.627		
2	1'43.282	* 23.959	27.424	23.791	28.108*	224.7	2	1'43.282	* 23.959	27.424	23.791	28.108*	224.7	
3	1'42.582	23.732	27.275	23.700	27.875	223.9	3	1'42.582	23.732	27.275	23.700	27.875	223.9	
4	1'41.925	23.629	27.097	23.406	27.793	223.9	4	1'41.925	23.629	27.097	23.406	27.793	223.9	
5	1'41.891	23.686	26.998	23.412	27.795	224.7	5	1'41.891	23.686	26.998	23.412	27.795	224.7	
6	1'45.945	23.644	27.268	25.662	29.371	223.2	6	1'45.945	23.644	27.268	25.662	29.371	223.2	
7	1'41.442	23.474	26.805	23.454	27.709	226.1	7	1'41.442	23.474	26.805	23.454	27.709	226.1	
8	1'41.260	23.461	26.851	23.346	27.602	229.9	8	1'41.260	23.461	26.851	23.346	27.602	229.9	
9	1'46.500	P 23.622	27.092	23.707	32.079	226.1	9	1'46.500	P 23.622	27.092	23.707	32.079	226.1	
10	17'52.672	26.444	28.030	23.885	27.943		10	17'52.672	26.444	28.030	23.885	27.943		
11	1'41.361	23.482	26.974	23.261	27.644	223.9	11	1'41.361	23.482	26.974	23.261	27.644	223.9	
12	1'41.039	23.359	26.911	23.111	27.658	224.7	12	1'41.039	23.359	26.911	23.111	27.658	224.7	
13	1'45.301	24.784	29.191	23.720	27.606	222.5	13	1'45.301	24.784	29.191	23.720	27.606	222.5	
14	1'40.636	23.229	26.678	23.166	27.563	225.4	14	1'40.636	23.229	26.678	23.166	27.563	225.4	

**Fastest Lap:** Izan GUEVARA Valresa GASGAS Asp SPA **1'39.533** 23.004 26.297 22.863 27.369

These data/results cannot be reproduced, stored and/or transmitted in whole or in part by any manner of electronic, mechanical, photocopying, recording, broadcasting or otherwise now known or herein after developed without the previous express consent by the copyright owner, except for reproduction in daily press and regular printed publications on sale to the public within 60 days of the event related to those data/results and always provided that copyright symbol appears together as follows below.  
© DORNA, 2022

# Free Practice Nr. 1

# Moto3

Lap	Lap Time	T1	T2	T3	T4	Speed	Lap	Lap Time	T1	T2	T3	T4	Speed	
<b>22nd</b>	<b>95</b>	<b>David ALMANSA</b> Finetwork Team BOE SPA						13	1'45.532 P	23.82*	27.531	23.866	30.315	223.2
		Runs=2	Total laps=19	Full laps=11			14	5'34.824 *	22.230	27.370*	23.557	27.942*		
1	2'07.474	27.155	30.145	25.141	28.740		15	<b>1'41.736</b>	23.632	26.849	23.361	27.894	223.2	
2	1'44.369 *	24.19*	27.998	24.023	28.151	223.9	16	<b>1'41.347</b>	<b>23.493</b>	<b>26.759</b>	<b>23.282</b>	<b>27.813</b>	223.2	
3	<b>1'42.731</b>	23.721	27.449	23.629	27.932	222.5	17	1'50.013 P	23.609	27.673	26.883	31.848	222.5	
4	<b>1'42.441</b>	23.673	27.247	23.587	27.934	224.7	18	2'04.259	22.384	28.085	23.606	28.196		
5	<b>1'41.921</b>	23.691	27.001	23.406	27.823	220.3	<b>25th</b> <b>70</b> <b>Joshua WHATLEY</b> VisionTrack Racing T GBR							
6	1'42.388 *	23.66*	27.180	23.580	27.967	220.3		Runs=2	Total laps=18	Full laps=12				
7	1'51.339 P	24.82*	28.379	24.477	33.658	220.3	1	2'08.069	28.659	30.406	25.118	28.889		
8	6'49.062	28.842	29.055	25.051	28.235		2	<b>1'44.553</b>	24.408	27.656	24.108	28.381	222.5	
9	<b>1'43.244</b>	23.771	27.796	23.585	28.092	218.9	3	<b>1'43.425</b>	24.099	27.337	23.904	28.085	223.2	
10	<b>1'46.539</b>	23.727	27.957	26.194	28.661	221.0	4	<b>1'42.660</b>	23.947	27.130	23.648	27.935	222.5	
11	<b>1'41.443</b>	23.457	27.029	23.304	27.653	224.7	5	<b>1'42.511</b>	23.821	27.044	23.629	28.017	222.5	
12	<b>1'40.958</b>	23.446	26.704	23.257	27.551	224.7	6	<b>1'49.613</b>	23.917	29.780	27.985	27.931	221.8	
13	<b>1'41.232</b>	<b>23.359</b>	26.817	23.321	27.735	226.1	7	<b>1'42.215</b>	23.908	26.959	23.513	27.835	222.5	
14	1'50.682 P	24.094	28.572	25.349	32.667	223.2	8	<b>1'42.475</b>	23.846	26.990	23.665	27.974	221.0	
15	5'09.662	28.990	29.713	25.278	27.923		9	<b>1'42.331</b>	23.793	27.023	23.812	27.703	218.9	
16	<b>1'41.511</b>	23.580	26.915	23.284	27.732	222.5	10	<b>1'42.369</b>	23.800	27.050	23.571	27.948	223.2	
17	<b>1'40.800</b>	23.444	<b>26.556</b>	<b>23.110</b>	27.690	224.7	11	1'57.275 P	28.776	29.493	25.241	33.765	218.9	
18	1'41.847 *	23.699	27.038*	23.254	27.856	<b>228.4</b>	12	8'18.583	24.227	28.703	29.437	29.362		
19	<b>1'41.032</b>	23.514	26.689	23.309	<b>27.520</b>	225.4	13	1'47.323 P	23.865	27.354	23.605	32.499	222.5	
<b>23rd</b> <b>99</b> <b>Carlos TATAY</b> CFMOTO Racing Pru SPA							14	4'50.544	24.365	31.113	29.010	29.238		
		Runs=2	Total laps=17	Full laps=11			15	<b>1'41.846</b>	23.794	26.917	23.400	27.735	225.4	
1	2'38.533	28.149	30.849	26.595	28.971		16	<b>1'41.467</b>	23.809	<b>26.782</b>	<b>23.266</b>	<b>27.610</b>	<b>226.1</b>	
2	<b>1'43.519</b>	24.079	27.629	23.671	28.140	222.5	17	1'41.513 *	<b>23.610</b>	26.862*	23.323	27.718	225.4	
3	<b>1'42.321</b>	23.504	27.057	23.688	28.072	223.2	18	<b>1'42.009</b>	23.668	27.008	23.465	27.868	223.2	
4	<b>1'44.875</b>	23.270	27.295	26.332	27.978	<b>226.9</b>	<b>26th</b> <b>9</b> <b>Nicola Fabio CARR</b> QJMotor Avintia Racin ITA							
5	1'41.886 *	23.50*	26.951	23.462	27.967	223.2		Runs=2	Total laps=10	Full laps=11				
6	<b>1'41.347</b>	23.395	26.832	23.332	27.788	223.2	1	2'23.074	31.582	29.338	24.977	28.624		
7	<b>1'41.205</b>	23.305	26.806	23.309	<b>27.785</b>	222.5	2	1'44.910 *	24.361	27.935	24.429	28.185*	222.5	
8	1'50.577 P	25.35*	27.846	24.554	32.820	221.8	3	1'42.979 *	24.07*	27.287	23.743	27.879*	<b>226.1</b>	
9	6'42.988	26.108	27.828	23.612	28.105		4	<b>1'42.275</b>	23.797	27.042	23.592	27.844	225.4	
10	<b>1'41.644</b>	23.559	26.832	23.355	27.898	218.9	5	1'42.644 *	23.86*	27.121	23.598	28.056	224.7	
11	<b>1'41.311</b>	23.371	26.796	23.270	27.874	222.5	6	1'43.659 *	24.05*	28.215	23.550	27.836	221.8	
12	<b>1'41.178</b>	23.351	<b>26.749</b>	23.282	27.796	221.8	7	1'42.000 *	23.70*	26.944	23.508	27.840	224.7	
13	1'47.719 P	24.136	27.803	23.843	31.937	222.5	8	<b>1'41.485</b>	23.722	<b>26.704</b>	<b>23.399</b>	<b>27.660</b>	220.3	
14	7'31.393 *	29.831	27.414	26.942	28.286*		9	1'47.583 P	<b>23.686</b>	27.094	23.838	32.965	226.1	
15	<b>1'40.936</b>	23.220	26.758	<b>23.046</b>	27.912	222.5	10	8'00.658 P	6'33.761	27.793	24.185	34.919		
16	<b>1'43.728</b>	25.053	27.516	23.094	28.065	221.8	<b>27th</b> <b>67</b> <b>Alberto SURRA</b> Rivacold Snipers Tea ITA							
17	<b>1'41.427</b>	<b>23.153</b>	26.846	23.363	28.065	224.7		Runs=3	Total laps=15	Full laps=5				
<b>24th</b> <b>20</b> <b>Lorenzo FELLON</b> SIC58 Squadra Corse FRA							1	2'39.164	27.547	30.132	26.666	29.325		
		Runs=3	Total laps=18	Full laps=8			2	1'49.441 P	24.44*	27.835	24.246	32.920	220.3	
1	2'29.101	23.657	28.789	24.766	28.498		3	6'05.236	26.549	29.723	25.094	28.342		
2	<b>1'44.667</b>	24.295	27.599	24.471	28.302	222.5	4	1'43.502 *	24.274	27.201	23.809	28.218*	217.5	
3	<b>1'42.893</b>	23.929	27.159	23.699	28.106	223.2	5	1'43.947 *	24.38*	27.378	23.842	28.345	216.2	
4	<b>1'42.519</b>	23.907	27.040	23.596	27.976	222.5	6	<b>1'43.572</b>	24.227	27.236	23.671	28.438	215.5	
5	1'42.608 *	23.657	27.182	23.708	28.061*	222.5	7	1'48.512 P	24.175	27.645	24.572	32.120	216.2	
6	<b>1'42.279</b>	23.748	27.071	23.544	27.916	222.5	8	7'03.540	23.705	27.448	23.658	28.316		
7	<b>1'43.761</b>	23.804	26.984	23.618	29.355	223.2	9	<b>1'51.425</b>	24.064	27.162	24.169	36.030	217.5	
8	<b>1'42.567</b>	23.740	27.071	23.563	28.193	223.2	10	1'47.483 P	23.839	27.293	23.615	32.736	<b>223.2</b>	
9	1'49.016 P	25.708	27.523	23.964	31.821	221.8	11	6'17.062	26.586	28.225	29.717	28.453		
10	6'16.017 *	24.302	27.724*	25.968	28.412		12	<b>1'42.034</b>	23.768	26.809	23.363	28.094	222.5	
11	1'42.293 *	23.721	27.185	23.387	28.000*	<b>223.9</b>	13	<b>1'41.706</b>	23.946	<b>26.723</b>	<b>23.179</b>	<b>27.858</b>	218.9	
12	1'45.330 *	25.66*	27.501	23.622	28.539	222.5	<b>Fastest Lap:</b> Izan GUEVARA Valresa GASGAS Asp SPA <b>1'39.533</b> 23.004 26.297 22.863 27.369							

These data/results cannot be reproduced, stored and/or transmitted in whole or in part by any manner of electronic, mechanical, photocopying, recording, broadcasting or otherwise now known or herein after developed without the previous express consent by the copyright owner, except for reproduction in daily press and regular printed publications on sale to the public within 60 days of the event related to those data/results and always provided that copyright symbol appears together as follows below.

# Free Practice Nr. 1

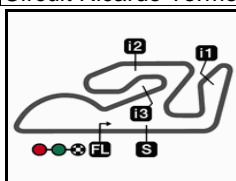
# Moto3

Lap	Lap Time	T1	T2	T3	T4	Speed	Lap	Lap Time	T1	T2	T3	T4	Speed
14	1'44.372 *	23.726	26.884*	23.529	30.233	220.3	10	1'42.737	23.994	27.042	23.503	28.198	216.2
15	1'42.185	23.924	26.987	23.236	28.038	218.2	11	1'52.723 P	25.041	28.278	24.947	34.457	214.8
<b>28th 19 Scott OGDEN</b> VisionTrack Racing T GBR Runs=2 Total laps=17 Full laps=8							12	7'40.993	25.144	28.458	26.353	28.549	
1	2'26.123	25.919	28.892	24.816	28.802		13	1'43.042	24.004	27.358	23.575	28.105	216.2
2	1'44.586	24.242	27.662	24.226	28.456	223.2	14	1'42.899	23.943	27.194	23.548	28.214	216.2
3	1'43.435	23.975	27.397	24.006	28.057	223.2	15	1'43.019	24.028	27.230	23.632	28.129	215.5
4	1'45.587	23.811	27.147	23.771	30.858	221.0	16	1'45.371	23.878	28.065	25.316	28.112	216.9
5	1'42.622 *	23.738	27.102	23.666	28.116*	223.2	17	1'45.045 *	23.824	27.096	24.364	29.761*	219.6
6	1'42.193	23.736	26.982	23.596	27.879	219.6	18	1'42.002	23.882	26.911	23.270	27.939	218.2
7	1'42.469	23.722	26.839	23.533	28.375	219.6	19	1'43.267 *	23.529	27.105	24.137	28.496*	219.6
8	1'56.305 P	26.923	27.689	26.485	35.208	216.9	20	1'42.692	23.967	27.168	23.457	28.100	218.2
9	7'51.805	26.074	27.876	24.284	28.596		<b>31st 23 Elia BARTOLINI</b> QJMotor Avintia Racin ITA Runs=2 Total laps=18 Full laps=19						
10	1'44.001	23.729	27.963	24.086	28.223	216.9	1	3'16.390	27.674	29.413	25.222	28.786	
11	1'46.054 P	23.731	27.131	23.683	31.509	216.9	2	1'45.653	24.276	28.106	24.530	28.741	223.9
12	6'20.651	25.266	27.690	26.014	28.245		3	1'45.668 *	24.396	27.871	24.861	28.540*	222.5
13	1'43.915	23.787	27.814	24.175	28.139	218.9	4	1'45.418	24.325	27.811	24.644	28.638	222.5
14	1'45.743 *	23.848	28.247	24.795	28.853*	224.7	5	1'44.857 *	24.305	27.583	24.642	28.327*	221.0
15	1'49.057 *	23.497	27.123	23.441	34.996*	222.5	6	1'43.054	23.734	27.209	23.944	28.167	224.7
16	1'50.622 *	25.161	29.052*	27.248	29.161	213.5	7	1'43.572	24.125	27.429	23.939	28.079	222.5
17	1'41.902	23.616	27.051	23.218	28.017	220.3	8	1'43.121	23.852	27.226	23.867	28.176	224.7
<b>29th 72 Taiyo FURUSATO</b> Honda Team Asia JPN Runs=1 Total laps=19 Full laps=11							9	1'49.561 P	23.898	27.473	24.184	34.006	222.5
1	2'48.618	27.158	29.065	25.098	29.190		10	6'00.058	4'39.444	27.786	24.550	28.278	
2	1'45.529 *	24.489	28.057	24.428	28.555*	224.7	11	1'43.850	24.121	27.381	24.097	28.251	223.2
3	1'44.155	24.073	27.547	24.156	28.379	223.9	12	1'43.439	23.917	27.330	23.975	28.217	223.9
4	1'43.753	24.025	27.345	23.882	28.501	222.5	13	1'43.276	23.773	27.308	23.890	28.305	223.2
5	1'42.724	23.808	27.144	23.701	28.071	225.4	14	1'51.278 P	23.981	27.872	24.553	34.872	222.5
6	1'42.655 *	23.828	27.115	23.687	28.025*	223.2	15	5'41.993	25.860	27.623	24.878	28.620	
7	1'42.582 *	23.879	26.999*	23.588	28.116*	221.0	16	1'42.833	23.731	27.169	23.695	28.238	223.9
8	1'42.472	23.762	26.987	23.598	28.125	221.8	17	1'42.490 *	23.576	27.071*	23.843	28.000	223.2
9	1'43.496 *	23.744	27.263	24.010	28.479*	220.3	18	1'42.032	23.570	26.949	23.477	28.036	224.7
10	1'47.842 P	23.779	27.243	23.828*	32.992	220.3	<b>32nd 22 Ana CARRASCO</b> BOE Motorsports SPA Runs=2 Total laps=16 Full laps=10						
11	8'49.985 *	25.193	27.937	24.248	28.252*		1	2'26.706	28.487	31.293	26.178	30.447	
12	1'42.785	23.760	27.249	23.755	28.021	222.5	2	1'48.017	25.027	28.826	24.892	29.272	226.1
13	1'42.220	23.555	27.069	23.465	28.131	222.5	3	1'46.140	24.450	28.188	24.515	28.987	226.1
14	1'41.912	23.510	26.940	23.433	28.029	222.5	4	1'45.552	24.198	27.904	24.313	29.137	223.9
15	1'44.954	25.286	27.821	23.778	28.069	222.5	5	1'45.284	24.335	27.921	24.371	28.657	227.6
16	1'42.446	23.690	27.004	23.592	28.160	223.9	6	1'48.372 P	24.078	27.663	24.205	32.426	226.9
17	1'43.545	23.644	26.980	24.135	28.786	223.2	7	7'15.026	28.932	28.671	24.613	28.679	
18	1'42.690 *	23.605	27.209	23.728	28.148*	226.1	8	1'44.154	23.937	27.541	24.071	28.605	225.4
19	1'42.587	23.528	27.145	23.643	28.271	225.4	9	1'44.177	24.191	27.528	23.987	28.471	223.9
<b>30th 64 Mario AJI</b> Honda Team Asia INA Runs=1 Total laps=20 Full laps=13							10	1'46.360	24.724	27.501	25.207	28.928	223.9
1	2'05.936	29.175	29.662	24.720	28.722		11	1'48.043 P	24.032	27.476	24.103	32.432	223.2
2	1'44.853 *	24.213	27.597*	24.355	28.688	212.2	12	8'25.306	28.286	28.446	25.501	28.593	
3	1'43.644	24.029	27.295	23.816	28.504	217.5	13	1'43.015	23.875	27.229	23.757	28.154	227.6
4	1'43.039 *	24.302	27.104	23.560	28.073*	214.8	14	1'45.990	23.889	27.374	25.440	29.287	226.1
5	1'42.815	23.958	27.047	23.505	28.305	216.9	15	1'43.479 *	23.794	27.207	23.859	28.619*	228.4
6	1'46.937	25.137	27.926	24.879	28.995	214.8	16	1'43.185	23.713	27.422	23.812	28.238	229.9
7	1'43.593	24.159	27.378	23.511	28.545	214.2							
8	1'45.627	24.279	27.702	24.648	28.998	213.5							
9	1'42.387	23.917	26.952	23.470	28.048	215.5							

**Fastest Lap:** Izan GUEVARA Valresa GASGAS Asp SPA 1'39.533 23.004 26.297 22.863 27.369

These data/results cannot be reproduced, stored and/or transmitted in whole or in part by any manner of electronic, mechanical, photocopying, recording, broadcasting or otherwise now known or herein after developed without the previous express consent by the copyright owner, except for reproduction in daily press and regular printed publications on sale to the public within 60 days of the event related to those data/results and always provided that copyright symbol appears together as follows below.  
© DORNA, 2022





4005 m.

## GRAN PREMIO MOTUL DE LA COMUNITAT VALENCIANA

## Free Practice Nr. 1

## Best Partial Times

IT Ideal Lap Time, sum of the best partial times

BT Best Lap Time

T1		T2		T3		T4				IT	BT	
Pos	Rider	Time	Rider	Time	Rider	Time	Rider	Time	Pos	Rider	IT	BT
1A	SASAKI	22.971	I.GUEVARA	26.297	A.SASAKI	22.775	D.MOREIRA	27.179	1	I.GUEVARA	1'39.349	1'39.533 (1)
2I	GUEVARA	22.976	D.MOREIRA	26.320	X.ARTIGAS	22.821	I.GUEVARA	27.238	2	D.MOREIRA	1'39.394	1'39.543 (2)
3D	ÖNCÜ	22.997	D.HOLGADO	26.338	D.ÖNCÜ	22.826	J.MCPHEE	27.294	3	D.ÖNCÜ	1'39.522	1'39.722 (5)
4D	MUÑOZ	23.012	D.FOGGIA	26.348	I.GUEVARA	22.838	D.ÖNCÜ	27.297	4	A.SASAKI	1'39.585	1'39.715 (4)
5S	GARCIA	23.018	D.ÖNCÜ	26.402	J.MCPHEE	22.847	D.FOGGIA	27.305	5	D.HOLGADO	1'39.608	1'39.683 (3)
6D	MOREIRA	23.030	J.MCPHEE	26.425	S.GARCIA	22.857	D.HOLGADO	27.305	6	D.FOGGIA	1'39.610	1'39.780 (6)
7D	HOLGADO	23.038	X.ARTIGAS	26.437	D.MOREIRA	22.865	R.YAMANAKA	27.310	7	S.GARCIA	1'39.694	1'39.855 (8)
8F	FARIOLI	23.052	R.ROSSI	26.460	R.YAMANAKA	22.875	K.TOBA	27.329	8	J.MCPHEE	1'39.719	1'39.847 (7)
9A	FERNANDEZ	23.053	T.SUZUKI	26.463	F.FARIOLI	22.878	X.ARTIGAS	27.344	9	R.YAMANAKA	1'39.786	1'39.905 (9)
10D	FOGGIA	23.074	A.SASAKI	26.464	D.FOGGIA	22.883	S.GARCIA	27.353	10	F.FARIOLI	1'39.843	1'40.215 (14)
11R	ROSSI	23.098	S.GARCIA	26.466	K.TOBA	22.915	D.MUÑOZ	27.374	11	X.ARTIGAS	1'39.876	1'39.938 (10)
12R	YAMANAKA	23.132	A.MIGNO	26.466	D.HOLGADO	22.927	A.SASAKI	27.375	12	R.ROSSI	1'39.929	1'40.116 (12)
13J	MCPHEE	23.153	R.YAMANAKA	26.469	R.ROSSI	22.942	F.FARIOLI	27.396	13	K.TOBA	1'40.030	1'40.030 (11)
14C	TATAY	23.153	K.TOBA	26.489	T.SUZUKI	22.949	J.KELSO	27.409	14	A.FERNANDEZ	1'40.035	1'40.296 (16)
15A	MIGNO	23.167	F.FARIOLI	26.517	A.FERNANDEZ	22.976	R.ROSSI	27.429	15	T.SUZUKI	1'40.091	1'40.145 (13)
16T	SUZUKI	23.190	A.FERNANDEZ	26.545	J.MASIA	22.995	A.FERNANDEZ	27.461	16	A.MIGNO	1'40.118	1'40.231 (15)
17I	ORTOLÁ	23.191	D.ALMANSA	26.556	A.MIGNO	22.999	I.ORTOLÁ	27.477	17	D.MUÑOZ	1'40.252	1'40.629 (20)
18J	KELSO	23.212	I.ORTOLÁ	26.557	C.TATAY	23.046	A.MIGNO	27.486	18	I.ORTOLÁ	1'40.346	1'40.486 (17)
19D	SALVADOR	23.229	J.MASIA	26.566	J.KELSO	23.097	T.SUZUKI	27.489	19	J.MASIA	1'40.374	1'40.545 (19)
20X	ARTIGAS	23.274	D.SALVADOR	26.678	D.ALMANSA	23.110	J.MASIA	27.511	20	J.KELSO	1'40.502	1'40.518 (18)
21K	TOBA	23.297	N.CARRARO	26.704	D.SALVADOR	23.111	D.ALMANSA	27.520	21	D.ALMANSA	1'40.545	1'40.800 (22)
22J	MASIA	23.302	D.MUÑOZ	26.704	I.ORTOLÁ	23.121	D.SALVADOR	27.563	22	D.SALVADOR	1'40.581	1'40.636 (21)
23D	ALMANSA	23.359	A.SURRA	26.723	D.MUÑOZ	23.162	J.WHATLEY	27.610	23	C.TATAY	1'40.733	1'40.936 (23)
24L	FELLON	23.493	C.TATAY	26.749	A.SURRA	23.179	N.CARRARO	27.660	24	J.WHATLEY	1'41.268	1'41.467 (25)


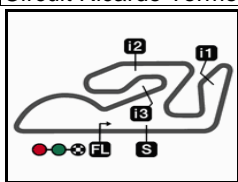
These data/results cannot be reproduced, stored and/or transmitted in whole or in part by any manner of electronic, mechanical, photocopying, recording, broadcasting or otherwise now known or herein after developed without the previous express consent by the copyright owner, except for reproduction in daily press and regular printed publications on sale to the public within 60 days of the event related to those data/results and always provided that copyright symbol appears together as follows below.

© DORNA, 2022

Official MotoGP Timing by TISSOT  
www.motogp.com



Circuit Ricardo Tormo

Results and timing service provided by  TISSOT

4005 m.

## GRAN PREMIO MOTUL DE LA COMUNITAT VALENCIANA

## Free Practice Nr. 1

## Best Partial Times

Moto3™

IT Ideal Lap Time, sum of the best partial times

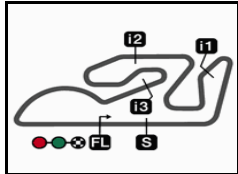
BT Best Lap Time

T1			T2			T3			T4				
Pos	Rider	Time	Rider	Time	Rider	Time	Rider	Time	Pos	Rider	IT	BT	
25	S.OGDEN	23.497	L.FELLON	26.759	S.OGDEN	23.218	C.TATAY	27.785	25	L.FELLON	1'41.347	1'41.347 (24)	
26	T.FURUSATO	23.510	J.WHATLEY	26.782	J.WHATLEY	23.266	L.FELLON	27.813	26	S.OGDEN	1'41.433	1'41.902 (28)	
27	M.AJI	23.529	J.KELSO	26.784	M.AJI	23.270	A.SURRA	27.858	27	N.CARRARO	1'41.449	1'41.485 (26)	
28	E.BARTOLINI	23.570	S.OGDEN	26.839	L.FELLON	23.282	S.OGDEN	27.879	28	A.SURRA	1'41.486	1'41.706 (27)	
29	J.WHATLEY	23.610	M.AJI	26.911	N.CARRARO	23.399	M.AJI	27.939	29	M.AJI	1'41.649	1'42.002 (30)	
30	N.CARRARO	23.686	T.FURUSATO	26.940	T.FURUSATO	23.433	E.BARTOLINI	28.000	30	T.FURUSATO	1'41.904	1'41.912 (29)	
31	A.CARRASCO	23.713	E.BARTOLINI	26.949	E.BARTOLINI	23.477	T.FURUSATO	28.021	31	E.BARTOLINI	1'41.996	1'42.032 (31)	
32	A.SURRA	23.726	A.CARRASCO	27.207	A.CARRASCO	23.757	A.CARRASCO	28.154	32	A.CARRASCO	1'42.831	1'43.015 (32)	

These data/results cannot be reproduced, stored and/or transmitted in whole or in part by any manner of electronic, mechanical, photocopying, recording, broadcasting or otherwise now known or herein after developed without the previous express consent by the copyright owner, except for reproduction in daily press and regular printed publications on sale to the public within 60 days of the event related to those data/results and always provided that copyright symbol appears together as follows below.  
© DORNA, 2022

Official MotoGP Timing by TISSOT  
www.motogp.com






4005 m.

## GRAN PREMIO MOTUL DE LA COMUNITAT VALENCIANA

## Free Practice Nr. 1

## Fastest Laps Sequence

Practice Time	 Rider	Nation	Motorcycle	Time	Km/h	Rider's Lap
3'50.130	6 Ryusei YAMANAKA	JPN	KTM	1'42.943	140.0	2
4'03.968	96 Daniel HOLGADO	SPA	KTM	1'42.793	140.2	2
4'22.357	7 Dennis FOGGIA	ITA	HONDA	1'42.349	140.8	2
5'29.422	11 Sergio GARCIA	SPA	GASGAS	1'41.900	141.4	3
5'45.853	96 Daniel HOLGADO	SPA	KTM	1'41.885	141.5	3
6'04.079	7 Dennis FOGGIA	ITA	HONDA	1'41.722	141.7	3
6'04.499	44 David MUÑOZ	SPA	KTM	1'41.344	142.2	3
7'45.689	44 David MUÑOZ	SPA	KTM	1'41.190	142.4	4
7'47.351	54 Riccardo ROSSI	ITA	HONDA	1'41.101	142.6	4
8'51.722	11 Sergio GARCIA	SPA	GASGAS	1'40.956	142.8	5
9'08.068	96 Daniel HOLGADO	SPA	KTM	1'40.860	142.9	5
9'46.919	71 Ayumu SASAKI	JPN	HUSQVARNA	1'40.801	143.0	5
11'08.660	53 Deniz ÖNCÜ	TUR	KTM	1'40.714	143.1	6
11'09.016	7 Dennis FOGGIA	ITA	HONDA	1'40.374	143.6	6
26'27.321	71 Ayumu SASAKI	JPN	HUSQVARNA	1'40.347	143.6	11
35'01.850	7 Dennis FOGGIA	ITA	HONDA	1'40.087	144.0	13
35'53.854	11 Sergio GARCIA	SPA	GASGAS	1'39.936	144.2	17
36'12.379	28 Izan GUEVARA	SPA	GASGAS	1'39.561	144.8	14
36'12.519	10 Diogo MOREIRA	BRA	KTM	1'39.543	144.8	15
41'11.296	28 Izan GUEVARA	SPA	GASGAS	1'39.533	144.8	17

These data/results cannot be reproduced, stored and/or transmitted in whole or in part by any manner of electronic, mechanical, photocopying, recording, broadcasting or otherwise now known or herein after developed without the previous express consent by the copyright owner, except for reproduction in daily press and regular printed publications on sale to the public within 60 days of the event related to those data/results and always provided that copyright symbol appears together as follows below.

© DORNA, 2022

Official MotoGP Timing by TISSOT  
www.motogp.com

Ceste, Friday, November 04, 2022

