


4005 m.

## GRAN PREMIO MOTUL DE LA COMUNITAT VALENCIANA

## Free Practice Nr. 1

## Classification

3

	Rider	Nation	Team	Motorcycle	Time	Lap Total	Gap	Top Speed
1	20 <b>Fabio QUARTARARO</b>	FRA	Monster Energy Yamaha MotoGP	YAMAHA	<b>1'31.399</b>	14 23		<b>324.3</b>
2	93 <b>Marc MARQUEZ</b>	SPA	Repsol Honda Team	HONDA	<b>1'31.434</b>	6 17	0.035 0.035	<b>324.3</b>
3	33 <b>Brad BINDER</b>	RSA	Red Bull KTM Factory Racing	KTM	<b>1'31.470</b>	20 20	0.071 0.036	<b>328.9</b>
4	43 <b>Jack MILLER</b>	AUS	Ducati Lenovo Team	DUCATI	<b>1'31.542</b>	8 22	0.143 0.072	<b>330.5</b>
5	42 <b>Alex RINS</b>	SPA	Team SUZUKI ECSTAR	SUZUKI	<b>1'31.564</b>	19 19	0.165 0.022	<b>327.4</b>
6	5 <b>Johann ZARCO</b>	FRA	Prima Pramac Racing	DUCATI	<b>1'31.684</b>	22 23	0.285 0.120	<b>322.8</b>
7	89 <b>Jorge MARTIN</b>	SPA	Prima Pramac Racing	DUCATI	<b>1'31.762</b>	18 20	0.363 0.078	<b>328.9</b>
8	88 <b>Miguel OLIVEIRA</b>	POR	Red Bull KTM Factory Racing	KTM	<b>1'31.775</b>	13 19	0.376 0.013	<b>325.8</b>
9	41 <b>Alex ESPARGARO</b>	SPA	Aprilia Racing	APRILIA	<b>1'31.782</b>	9 18	0.383 0.007	<b>327.4</b>
10	36 <b>Joan MIR</b>	SPA	Team SUZUKI ECSTAR	SUZUKI	<b>1'31.809</b>	14 20	0.410 0.027	<b>330.5</b>
11	10 <b>Luca MARINI</b>	ITA	Mooney VR46 Racing Team	DUCATI	<b>1'31.874</b>	19 21	0.475 0.065	<b>327.4</b>
12	25 <b>Raul FERNANDEZ</b>	SPA	Tech3 KTM Factory Racing	KTM	<b>1'31.881</b>	17 19	0.482 0.007	<b>322.8</b>
13	21 <b>Franco MORBIDELLI</b>	ITA	Monster Energy Yamaha MotoGP	YAMAHA	<b>1'31.915</b>	8 20	0.516 0.034	<b>321.3</b>
14	23 <b>Enea BASTIANINI</b>	ITA	Gresini Racing MotoGP	DUCATI	<b>1'31.917</b>	15 22	0.518 0.002	<b>328.9</b>
15	87 <b>Remy GARDNER</b>	AUS	Tech3 KTM Factory Racing	KTM	<b>1'31.977</b>	17 19	0.578 0.060	<b>322.8</b>
16	12 <b>Maverick VIÑALES</b>	SPA	Aprilia Racing	APRILIA	<b>1'31.993</b>	4 18	0.594 0.016	<b>328.9</b>
17	63 <b>Francesco BAGNAIA</b>	ITA	Ducati Lenovo Team	DUCATI	<b>1'31.999</b>	19 19	0.600 0.006	<b>328.9</b>
18	73 <b>Alex MARQUEZ</b>	SPA	LCR Honda CASTROL	HONDA	<b>1'32.068</b>	6 19	0.669 0.069	<b>324.3</b>
19	44 <b>Poi ESPARGARO</b>	SPA	Repsol Honda Team	HONDA	<b>1'32.116</b>	4 21	0.717 0.048	<b>325.8</b>
20	72 <b>Marco BEZZECCHI</b>	ITA	Mooney VR46 Racing Team	DUCATI	<b>1'32.159</b>	14 18	0.760 0.043	<b>327.4</b>
21	35 <b>Cal CRUTCHLOW</b>	GBR	WithU Yamaha RNF MotoGP Tea	YAMAHA	<b>1'32.274</b>	19 20	0.875 0.115	<b>324.3</b>
22	49 <b>Fabio DI GIANNANTONIO</b>	ITA	Gresini Racing MotoGP	DUCATI	<b>1'32.604</b>	17 19	1.205 0.330	<b>325.8</b>
23	30 <b>Takaaki NAKAGAMI</b>	JPN	LCR Honda IDEMITSU	HONDA	<b>1'32.982</b>	17 21	1.583 0.378	<b>324.3</b>
24	40 <b>Darryn BINDER</b>	RSA	WithU Yamaha RNF MotoGP Tea	YAMAHA	<b>1'33.969</b>	7 9	2.570 0.987	<b>319.8</b>

Practice condition: Dry

Air: 19°

Humidity: 40%

Ground: 36°

<b>Fastest Lap:</b>	Lap: 14	<b>Fabio QUARTARARO</b>	<b>1'31.399</b>	157.7 Km/h
<b>Best Race Lap:</b>	2021	<b>Francesco BAGNAIA</b>	<b>1'31.042</b>	158.3 Km/h
<b>All Time Lap Record:</b>	2016	<b>Jorge LORENZO</b>	<b>1'29.401</b>	161.2 Km/h

The results are provisional until the end of the limit for protest and appeals.

Time limit for protest expires 30' after publication of the results - ..... Time: .....

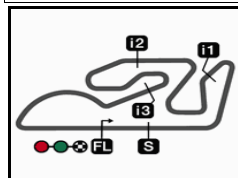
These data/results cannot be reproduced, stored and/or transmitted in whole or in part by any manner of electronic, mechanical, photocopying, recording, broadcasting or otherwise now known or herein after developed without the previous express consent by the copyright owner, except for reproduction in daily press and regular printed publications on sale to the public within 60 days of the event related to those data/results and always provided that copyright symbol appears together as follows below.

© DORNA, 2022

Official MotoGP Timing by TISSOT  
www.motogp.com

Cheste, Friday, November 04, 2022





4005 m.

## GRAN PREMIO MOTUL DE LA COMUNITAT VALENCIANA

## Free Practice Nr. 1

## Top Speed &amp; Average

4



Rider	Nation	Motorcycle	Top 5 speeds					Average	Top
36 Joan MIR	SPA	SUZUKI	330.5	327.4	327.4	327.4	325.8	327.2	330.5
43 Jack MILLER	AUS	DUCATI	330.5	327.4	327.4	327.4	327.4	327.8	330.5
12 Maverick VIÑALES	SPA	APRILIA	328.9	325.8	324.3	324.3	324.3	325.2	328.9
23 Enea BASTIANINI	ITA	DUCATI	328.9	328.9	327.4	327.4	327.4	327.7	328.9
33 Brad BINDER	RSA	KTM	328.9	327.4	327.4	325.8	324.3	325.5	328.9
63 Francesco BAGNAIA	ITA	DUCATI	328.9	327.4	327.4	325.8	325.8	326.5	328.9
89 Jorge MARTIN	SPA	DUCATI	328.9	327.4	327.4	327.4	325.8	326.9	328.9
10 Luca MARINI	ITA	DUCATI	327.4	325.8	325.8	324.3	324.3	324.9	327.4
41 Aleix ESPARGARO	SPA	APRILIA	327.4	324.3	322.8	322.8	322.8	323.7	327.4
42 Alex RINS	SPA	SUZUKI	327.4	327.4	325.8	325.8	325.8	326.3	327.4
72 Marco BEZZECCHI	ITA	DUCATI	327.4	325.8	325.8	325.8	325.8	326.0	327.4
44 Pol ESPARGARO	SPA	HONDA	325.8	325.8	324.3	324.3	324.3	324.6	325.8
49 Fabio DI GIANNANTONIO	ITA	DUCATI	325.8	325.8	324.3	324.3	322.8	323.6	325.8
88 Miguel OLIVEIRA	POR	KTM	325.8	324.3	324.3	324.3	322.8	323.6	325.8
20 Fabio QUARTARARO	FRA	YAMAHA	324.3	322.8	322.8	322.8	322.8	322.9	324.3
30 Takaaki NAKAGAMI	JPN	HONDA	324.3	322.8	321.3	321.3	321.3	322.1	324.3
35 Cal CRUTCHLOW	GBR	YAMAHA	324.3	324.3	322.8	322.8	322.8	323.3	324.3
73 Alex MARQUEZ	SPA	HONDA	324.3	324.3	324.3	322.8	322.8	323.3	324.3
93 Marc MARQUEZ	SPA	HONDA	324.3	324.3	324.3	324.3	324.3	324.3	324.3
5 Johann ZARCO	FRA	DUCATI	322.8	322.8	322.8	322.8	322.8	322.8	322.8
25 Raul FERNANDEZ	SPA	KTM	322.8	322.8	321.3	321.3	321.3	321.8	322.8
87 Remy GARDNER	AUS	KTM	322.8	321.3	319.8	318.3	318.3	319.4	322.8
21 Franco MORBIDELLI	ITA	YAMAHA	321.3	319.8	319.8	319.8	319.8	320.0	321.3
40 Darryn BINDER	RSA	YAMAHA	318.3	318.3	318.3	316.8	315.4	317.1	319.8

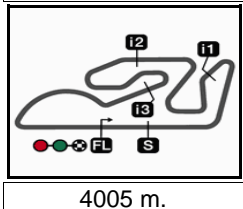
These data/results cannot be reproduced, stored and/or transmitted in whole or in part by any manner of electronic, mechanical, photocopying, recording, broadcasting or otherwise now known or herein after developed without the previous express consent by the copyright owner, except for reproduction in daily press and regular printed publications on sale to the public within 60 days of the event related to those data/results and always provided that copyright symbol appears together as follows below.

© DORNA, 2022

Official MotoGP Timing by TISSOT  
www.motogp.com



Cheste, Friday, November 04, 2022



4005 m.

# GRAN PREMIO MOTUL DE LA COMUNITAT VALENCIANA

## Free Practice Nr. 1

### Chronological Analysis of Performances

5

\* Lap / Sector time cancelled

T1 Time from finish line to 1st intermediate

T3 Time from 2nd intermed. to 3rd intermed.

P Crossing the finish line in pit lane

T2 Time from 1st intermed. to 2nd intermed.

T4 Time from 3rd intermediate to finish line

\*\*Tyre data subject to further updates

Lap	Lap Time	T1	T2	T3	T4	Speed	Lap	Lap Time	T1	T2	T3	T4	Speed	
<b>1st</b>	<b>20</b>	<b>Fabio QUARTARARO</b>		YAMAHA		FRA	8	7'22.039	24.530	26.702	22.920	25.416		
		Monster Energy Yamaha MotoGP					9	<b>1'33.002</b>	20.767	25.469	22.062	24.704	322.8	
		Runs=1	Total laps=23	Full laps=18			10	<b>1'31.702</b>	20.480	24.873	<b>21.747</b>	24.602	322.8	
							11	4'28.501	P 3'00.785	30.441	25.537	31.738	<b>324.3</b>	
Run #	1	Front Tyre	Slick-Soft	Rear Tyre	Slick-Medium		Run #	3	Front Tyre	Slick-Soft	Rear Tyre	Slick-Medium		
			New Tyre		New Tyre					11 Laps at start		11 Laps at start		
1	2'46.847		22.464	27.245	23.396	25.697	12	11'41.071	24.218	27.291	23.734	26.071		
2	<b>1'33.459</b>		21.250	25.206	22.213	24.790	321.3	13	<b>1'34.079</b>	21.172	25.516	22.475	24.916	322.8
3	<b>1'31.866</b>		20.726	24.700	21.874	24.566	322.8	14	<b>1'32.176</b>	20.493	24.965	22.052	24.666	324.3
4	1'32.046 *		20.873*	24.657	21.892	24.624	321.3	15	<b>1'31.692</b>	20.541	24.760	21.783	24.608	324.3
5	<b>1'31.689</b>		20.776	24.596	21.781	24.536	321.3	16	<b>1'31.623</b>	20.483	24.694	21.847	24.599	324.3
6	<b>1'35.868</b>		20.680	25.766	24.405	25.017	321.3	17	<b>1'39.024</b>	22.978	27.262	23.199	25.585	324.3
7	<b>1'31.760</b>		20.699	24.676	21.749	24.636	322.8							
8	<b>1'31.690</b>		20.616	24.615	21.834	24.625	322.8							
9	<b>1'31.541</b>		20.544	24.648	21.785	24.564	322.8							
10	<b>1'38.274</b>		20.691	29.259	23.373	24.951	322.8							
11	1'39.149 P		20.703	24.853	24.464	29.129	321.3							
Run #	2	Front Tyre	Slick-Medium	Rear Tyre	Slick-Medium		Run #	1	Front Tyre	Slick-Soft	Rear Tyre	Slick-Hard		
			New Tyre		11 Laps at start					New Tyre		New Tyre		
12	9'43.907		24.041	26.753	22.484	24.867	1	2'08.930	24.444	28.744	25.101	26.518		
13	1'32.140 *		20.799*	24.802	21.825	24.714	321.3	2	<b>1'36.310</b>	21.714	25.820	23.448	25.328	318.3
14	<b>1'31.399</b>		<b>20.534</b>	24.619	21.756	<b>24.490</b>	322.8	3	<b>1'38.824</b>	21.040	25.184	25.963	26.637	<b>328.9</b>
15	<b>1'31.590</b>		20.636	24.597	21.814	24.543	322.8	4	<b>1'34.053</b>	21.136	25.495	22.441	24.981	327.4
16	<b>1'31.616</b>		20.583	24.608	21.828	24.597	322.8	5	<b>1'34.035</b>	20.853	25.160	22.763	25.259	322.8
17	<b>1'31.581</b>		20.648	24.603	<b>21.738</b>	24.592	322.8	6	<b>1'33.184</b>	20.828	25.172	22.267	24.917	324.3
18	<b>1'31.466</b>		20.592	<b>24.556</b>	21.757	24.561	321.3	7	<b>1'33.854</b>	20.841	25.090	22.858	25.065	325.8
19	<b>1'38.661</b>		25.726	25.850	22.243	24.842	321.3	8	1'47.410 P	27.412	26.742	23.194	30.062	324.3
20	<b>1'32.000</b>		20.743	24.741	21.799	24.717	322.8							
21	<b>1'31.960</b>		20.808	24.647	21.854	24.651	322.8							
22	<b>1'31.937</b>		20.754	24.701	21.808	24.674	<b>324.3</b>							
23	<b>1'31.828</b>		20.684	24.744	21.806	24.594	322.8							
<b>2nd</b>	<b>93</b>	<b>Marc MARQUEZ</b>		HONDA		SPA								
		Repsol Honda Team												
		Runs=2	Total laps=17	Full laps=12										
Run #	1	Front Tyre	Slick-Soft	Rear Tyre	Slick-Medium		Run #	3	Front Tyre	Slick-Medium	Rear Tyre	Slick-Medium		
			New Tyre		New Tyre					New Tyre		New Tyre		
1	1'44.919		22.663	27.740	23.560	25.975	16	7'26.472	25.591			26.241		
2	<b>1'34.210</b>		21.291	25.601	22.332	24.986	322.8	17	<b>1'32.206</b>	20.794	24.967	21.949	<b>24.496</b>	324.3
3	<b>1'32.370</b>		20.543	24.999	22.144	24.684	322.8	18	<b>1'35.382</b>	<b>20.446</b>	<b>24.682</b>	25.217	25.037	327.4
4	<b>1'31.805</b>		20.461	24.741	21.954	24.649	322.8	19	<b>1'32.080</b>	20.725	24.893	21.894	24.568	324.3
5	<b>1'35.319</b>		20.678	25.922	23.190	25.529	321.3	20	<b>1'31.470</b>	20.447	24.687	<b>21.788</b>	24.548	324.3
6	<b>1'31.434</b>		<b>20.455</b>	<b>24.662</b>	21.826	<b>24.491</b>	321.3							
7	1'40.237 P		21.436	25.978	22.885	29.938	322.8							
Run #	2	Front Tyre	Slick-Soft	Rear Tyre	Slick-Medium									
			7 Laps at start		7 Laps at start									

**Fastest Lap:** Fabio QUARTARARO Monster Energy Yama FRA **1'31.399** 20.534 24.619 21.756 24.490

These data/results cannot be reproduced, stored and/or transmitted in whole or in part by any manner of electronic, mechanical, photocopying, recording, broadcasting or otherwise now known or herein after developed without the previous express consent by the copyright owner, except for reproduction in daily press and regular printed publications on sale to the public within 60 days of the event related to those data/results and always provided that copyright symbol appears together as follows below.  
© DORNA, 2022



# Free Practice Nr. 1

# MotoGP

Lap	Lap Time	T1	T2	T3	T4	Speed	Lap	Lap Time	T1	T2	T3	T4	Speed	
<b>4th</b>	<b>43</b>	<b>Jack MILLER</b>				DUCATI AUS		17	9'02.032	24.052	26.845	22.726	26.940	
		Ducati Lenovo Team						18	<b>1'31.909</b>	20.569	24.844	21.872	24.624	325.8
		Runs=2	Total laps=22	Full laps=17		19	<b>1'31.564</b>	20.497	<b>24.659</b>	<b>21.849</b>	<b>24.559</b>	325.8		
Run #	1	Front Tyre	Slick-Soft	Rear Tyre	Slick-Medium									
			New Tyre		New Tyre									
1	2'10.240		22.517	27.374	23.929	25.915								
2	<b>1'38.631</b>		21.936	25.735	25.380	25.580	322.8							
3	<b>1'33.218</b>		20.978	25.228	22.151	24.861	327.4							
4	<b>1'32.365</b>		20.600	24.855	21.975	24.935	325.8							
5	<b>1'35.007</b>		22.027	25.979	22.278	24.723	<b>330.5</b>							
6	<b>1'31.684</b>		20.548	24.770	21.880	<b>24.486</b>	327.4							
7	<b>1'42.678</b>		20.694			24.765	327.4							
8	<b>1'31.542</b>		<b>20.483</b>	24.718	21.744	24.597	327.4							
9	1'42.695	P	22.886	26.935	23.032	29.842	325.8							
Run #	2	Front Tyre	Slick-Soft	Rear Tyre	Slick-Medium									
			9 Laps at start		9 Laps at start									
10	12'33.858		25.210	27.656	22.968	25.048								
11	<b>1'32.150</b>		20.698	24.921	21.922	24.609	324.3							
12	<b>1'31.638</b>		20.598	<b>24.669</b>	21.726	24.645	324.3							
13	<b>1'32.505</b>		20.954	24.832	22.087	24.632	325.8							
14	1'31.872	*	20.561*	24.798	21.848	24.665	325.8							
15	<b>1'32.049</b>		20.578	24.869	21.895	24.707	324.3							
16	<b>1'39.798</b>		25.639	26.756	22.439	24.964	324.3							
17	<b>1'31.807</b>		20.597	24.728	<b>21.722</b>	24.760	327.4							
18	<b>1'41.930</b>		21.997	29.645	25.356	24.932	325.8							
19	<b>1'31.913</b>		20.635	24.767	21.880	24.631	327.4							
20	<b>1'31.829</b>		20.605	24.708	21.890	24.626	327.4							
21	<b>1'41.804</b>		20.652	25.197	28.539	27.416	325.8							
22	1'44.025	P	23.450	26.722	23.389	30.464	324.3							
<b>5th</b>	<b>42</b>	<b>Alex RINS</b>				SUZUKI SPA								
		Team SUZUKI ECSTAR												
		Runs=2	Total laps=19	Full laps=12										
Run #	1	Front Tyre	Slick-Soft	Rear Tyre	Slick-Medium									
			New Tyre		New Tyre									
1	2'21.266		23.757	27.643	23.525	26.034								
2	<b>1'35.264</b>		21.875	25.557	22.813	25.019	325.8							
3	<b>1'33.182</b>		20.923	25.326	22.141	24.792	<b>327.4</b>							
4	<b>1'32.469</b>		20.633	25.048	22.072	24.716	319.8							
5	<b>1'34.446</b>		20.640	26.254	22.600	24.952	322.8							
6	<b>1'32.222</b>		20.746	24.928	21.959	24.589	322.8							
7	<b>1'32.301</b>		20.614	24.922	21.982	24.783	325.8							
8	1'41.810	P	20.645	28.433	23.008	29.724	322.8							
Run #	2	Front Tyre	Slick-Soft	Rear Tyre	Slick-Medium									
			8 Laps at start		8 Laps at start									
9	8'32.823		21.999	26.263	22.877	25.539								
10	1'34.540	*	20.873*	25.997	22.668	25.002	327.4							
11	<b>1'31.927</b>		<b>20.487</b>	24.846	21.930	24.664	321.3							
12	1'35.590	*	21.990*	25.844	22.454	25.302	324.3							
13	<b>1'32.120</b>		20.588	24.858	21.999	24.675	319.8							
14	<b>1'32.373</b>		20.629	24.919	21.981	24.844	324.3							
15	<b>1'32.164</b>		20.535	24.834	21.988	24.807	322.8							
16	1'44.652	P	23.762	27.111	23.359	30.420	322.8							
Run #	3	Front Tyre	Slick-Soft	Rear Tyre	Slick-Medium									
			16 Laps at start		16 Laps at start									
17	12'33.858		25.210	27.656	22.968	25.048								
<b>6th</b>	<b>5</b>	<b>Johann ZARCO</b>				DUCATI FRA								
		Prima Pramac Racing												
		Runs=2	Total laps=23	Full laps=18										
Run #	1	Front Tyre	Slick-Soft	Rear Tyre	Slick-Medium									
			New Tyre		New Tyre									
1	2'07.378		22.515	28.902	24.841	26.386								
2	<b>1'35.566</b>		21.487	25.928	23.007	25.144	321.3							
3	<b>1'33.443</b>		21.026	25.125	22.526	24.766	<b>322.8</b>							
4	<b>1'32.496</b>		20.813	24.894	21.981	24.808	322.8							
5	<b>1'32.355</b>		20.862	24.876	22.015	24.602	321.3							
6	<b>1'32.031</b>		20.631	24.900	21.853	24.647	321.3							
7	<b>1'34.885</b>		20.878	25.270	23.710	25.027	322.8							
8	<b>1'31.734</b>		20.574	<b>24.761</b>	21.836	24.563	322.8							
9	<b>1'32.607</b>		20.601	24.995	22.140	24.871	322.8							
10	<b>1'36.645</b>		24.220	25.346	22.167	24.912	321.3							
11	<b>1'32.144</b>		20.648	24.891	22.094	<b>24.511</b>	321.3							
12	1'38.003	P	20.702	25.267	22.812	29.222	322.8							
Run #	2	Front Tyre	Slick-Soft	Rear Tyre	Slick-Medium									
			12 Laps at start		12 Laps at start									
13	7'51.724		24.269	26.763	22.929	25.087								
14	<b>1'33.277</b>		20.933	25.317	22.220	24.807	321.3							
15	<b>1'32.679</b>		20.728	25.003	22.103	24.845	322.8							
16	<b>1'32.524</b>		20.793	25.072	22.041	24.618	321.3							
17	<b>1'32.298</b>		20.733	24.777	22.039	24.749	322.8							
18	1'36.003	P	20.611	24.864	21.948	28.580	322.8							
Run #	3	Front Tyre	Slick-Medium	Rear Tyre	Slick-Medium									
			18 Laps at start		18 Laps at start									
19	4'34.834		22.207	26.392	22.875	25.395								
20	<b>1'33.849</b>		21.069	25.305	22.520	24.955	322.8							
21	<b>1'32.422</b>		20.682	25.030	22.009	24.701	322.8							
22	<b>1'31.684</b>		<b>20.515</b>	24.786	<b>21.835</b>	24.548	322.8							
23	<b>1'32.280</b>		20.714	24.813	22.013	24.740	322.8							
<b>7th</b>	<b>89</b>	<b>Jorge MARTIN</b>				DUCATI SPA								
		Prima Pramac Racing												
		Runs=2	Total laps=20	Full laps=13										
Run #	1	Front Tyre	Slick-Soft	Rear Tyre	Slick-Medium									
			New Tyre		New Tyre									
1	2'21.356		23.382	27.495	23.647	25.840								
2	<b>1'34.993</b>		21.406	25.798	22.672	25.117	322.8							
3	<b>1'33.936</b>		20.922	25.675	22.376	24.963	324.3							
4	<b>1'34.755</b>		20.755	24.914	23.790	25.296	322.8							
5	<b>1'32.484</b>		20.708	24.970	22.094	24.712	321.3							
6	<b>1'32.035</b>		20.693	24.727	21.997	24.618	324.3							
7	<b>1'32.222</b>		20.592	<b>24.688</b>	22.077	24.865	327.4							
8	1'39.317	P	20.580	28.286	22.394	28.057	327.4							
Run #	2	Front Tyre	Slick-Soft	Rear Tyre	Slick-Medium									
			8 Laps at start		8 Laps at start									
9	7'25.299		21.853	25.588	22.473	24.895								
10	<b>1'33.702</b>		20.875	24.859	22.063	25.905	324.3							
11	1'32.603	*	20.776*	25.014	22.080	24.733	322.8							
12	<b>1'32.442</b>		20.763	24.838	22.056	24.785	322.8							

**Fastest Lap:** Fabio QUARTARARO Monster Energy Yama FRA **1'31.399** 20.534 24.619 21.756 24.490

These data/results cannot be reproduced, stored and/or transmitted in whole or in part by any manner of electronic, mechanical, photocopying, recording, broadcasting or otherwise now known or herein after developed without the previous express consent by the copyright owner, except for reproduction in daily press and regular printed publications on sale to the public within 60 days of the event related to those data/results and always provided that copyright symbol appears together as follows below.  
© DORNA, 2022

Official MotoGP Timing by TISSOT  
www.motogp.com

Cheste, Friday, November 04, 2022

Page 2 of 7



# Free Practice Nr. 1

# MotoGP

Lap	Lap Time	T1	T2	T3	T4	Speed	Lap	Lap Time	T1	T2	T3	T4	Speed
13	1'37.177 *	24.560*	25.568	22.138	24.911	322.8	10	1'44.178 P	26.470	26.099	22.731	28.878	321.3
14	<b>1'32.115</b>	20.667	24.797	22.000	24.651	324.3	Run # 3	Front Tyre Slick-Medium	Rear Tyre Slick-Medium				
15	1'46.652 P	24.570	26.567	24.001	31.514	325.8		New Tyre	10 Laps at start				
Run # 3	Front Tyre Slick-Medium	Rear Tyre Slick-Medium					11	12'44.494	21.937	25.899	23.530	24.949	
	New Tyre	15 Laps at start					12	<b>1'33.270</b>	21.437	25.197	22.006	24.630	327.4
16	8'39.273	22.682	26.536	22.661	24.916		13	<b>1'32.206</b>	20.652	24.805	21.979	24.770	319.8
17	<b>1'32.633</b>	20.663	24.994	22.279	24.697	325.8	14	<b>1'32.169</b>	20.759	24.762	22.000	24.648	321.3
18	<b>1'31.762</b>	20.555	24.742	<b>21.905</b>	<b>24.560</b>	325.8	15	<b>1'31.991</b>	20.689	24.711	21.956	24.635	322.8
19	<b>1'35.500</b>	23.938	24.816	22.067	24.679	327.4	16	<b>1'32.101</b>	20.691	24.795	21.905	24.710	322.8
20	<b>1'31.802</b>	<b>20.537</b>	24.710	21.982	24.573	<b>328.9</b>	17	<b>1'36.478</b>	22.337	26.857	22.353	24.931	322.8
							18	<b>1'31.968</b>	20.633	24.828	21.901	24.606	324.3

**8th 88 Miguel OLIVEIRA** KTM POR  
Red Bull KTM Factory Racing

Runs=2 Total laps=19 Full laps=13

Run #	1	Front Tyre	Slick-Soft	Rear Tyre	Slick-Medium	
		New Tyre	New Tyre	New Tyre	New Tyre	
1	2'09.972	23.859	27.883	24.176	26.261	
2	<b>1'35.681</b>	21.839	25.533	22.879	25.430	315.4
3	<b>1'33.623</b>	21.165	24.903	22.737	24.818	311.1
4	<b>1'33.334</b>	20.993	24.973	22.527	24.841	318.3
5	<b>1'32.360</b>	20.702	24.877	22.121	24.660	<b>325.8</b>
6	<b>1'32.204</b>	20.808	24.824	22.040	<b>24.532</b>	321.3
7	<b>1'32.338</b>	20.811	24.838	22.084	24.605	324.3
8	<b>1'31.930</b>	20.653	24.756	<b>21.873</b>	24.648	321.3
9	1'38.701 P	20.951	25.591	23.121	29.038	322.8
Run # 2	Front Tyre Slick-Soft	Rear Tyre Slick-Medium				
	9 Laps at start	9 Laps at start				
10	9'15.238	25.819	25.991	22.648	25.014	
11	<b>1'32.435</b>	20.880	24.919	21.999	24.637	319.8
12	1'32.130 *	20.760*	<b>24.722</b>	21.957	24.691	321.3
13	<b>1'31.775</b>	<b>20.499</b>	24.819	21.900	24.557	324.3
14	<b>1'32.103</b>	20.626	24.823	21.958	24.696	322.8
15	<b>1'37.461</b>	25.163	25.330	22.116	24.852	322.8
16	1'35.096 P	20.661	24.729	21.938	27.768	322.8
Run # 3	Front Tyre Slick-Soft	Rear Tyre Slick-Medium				
	16 Laps at start	16 Laps at start				
17	9'01.674	22.504	25.810	22.385	24.826	
18	<b>1'32.246</b>	20.726	24.950	21.917	24.653	322.8
19	<b>1'32.241</b>	20.672	24.826	21.956	24.787	324.3

**9th 41 Aleix ESPARGARO** APRILIA SPA  
Aprilia Racing

Runs=2 Total laps=18 Full laps=13

Run #	1	Front Tyre	Slick-Soft	Rear Tyre	Slick-Medium	
		New Tyre	New Tyre	New Tyre	New Tyre	
1	2'39.928	22.892	27.171	23.470	25.612	
2	<b>1'34.127</b>	21.355	25.354	22.512	24.906	321.3
3	<b>1'33.000</b>	21.073	24.937	22.169	24.821	322.8
4	<b>1'32.554</b>	20.780	24.928	22.122	24.724	322.8
5	<b>1'32.201</b>	20.862	24.789	<b>21.882</b>	24.668	319.8
6	1'39.565 P	21.424	25.687	22.567	29.887	321.3
Run # 2	Front Tyre Slick-Soft	Rear Tyre Slick-Medium				
	6 Laps at start	6 Laps at start				
7	6'11.751	22.575	25.886	22.468	24.868	
8	<b>1'32.276</b>	20.885	24.913	22.017	<b>24.461</b>	319.8
9	<b>1'31.782</b>	<b>20.565</b>	<b>24.654</b>	21.984	24.579	321.3

**10th 36 Joan MIR** SUZUKI SPA  
Team SUZUKI ECSTAR

Runs=2 Total laps=20 Full laps=15

Run #	1	Front Tyre	Slick-Soft	Rear Tyre	Slick-Medium	
		New Tyre	New Tyre	New Tyre	New Tyre	
1	2'09.155	24.984	28.030	23.633	26.279	
2	<b>1'36.361</b>	21.825	25.753	23.348	25.435	308.3
3	<b>1'33.654</b>	21.069	25.055	22.609	24.921	327.4
4	<b>1'35.194</b>	20.882	25.104	24.223	24.985	325.8
5	<b>1'32.565</b>	20.836	24.779	22.180	24.770	324.3
6	<b>1'36.287</b>	20.868	28.029	22.612	24.778	327.4
7	<b>1'32.701</b>	20.737	24.894	22.325	24.745	324.3
8	<b>1'32.152</b>	20.759	24.740	21.965	24.688	322.8
9	1'45.328 P	23.370	27.221	23.545	31.192	327.4
Run # 2	Front Tyre Slick-Soft	Rear Tyre Slick-Medium				
	9 Laps at start	9 Laps at start				
10	9'27.852	24.326	25.897	22.557	25.033	
11	<b>1'32.864</b>	20.911	25.084	22.150	24.719	318.3
12	<b>1'34.001</b>	20.763	26.065	22.293	24.880	322.8
13	<b>1'32.078</b>	20.734	24.752	21.963	24.629	319.8
14	<b>1'31.809</b>	20.687	<b>24.638</b>	<b>21.878</b>	<b>24.606</b>	322.8
15	<b>1'38.215</b>	25.149	25.858	22.379	24.829	322.8
16	1'42.884 P	20.936	26.848	23.109	31.991	<b>330.5</b>
Run # 3	Front Tyre Slick-Soft	Rear Tyre Slick-Medium				
	16 Laps at start	16 Laps at start				
17	6'44.631	24.637	25.716	22.342	24.934	
18	<b>1'32.522</b>	20.940	24.862	22.030	24.690	324.3
19	<b>1'32.175</b>	20.711	24.722	22.066	24.676	325.8
20	<b>1'31.867</b>	<b>20.608</b>	24.708	21.910	24.641	325.8

**11th 10 Luca MARINI** DUCATI ITA  
Mooney VR46 Racing Team

Runs=2 Total laps=21 Full laps=14

Run #	1	Front Tyre	Slick-Soft	Rear Tyre	Slick-Medium	
		New Tyre	New Tyre	New Tyre	New Tyre	
1	2'06.517	23.417	29.007	24.542	26.146	
2	<b>1'35.937</b>	21.638	26.195	22.718	25.386	321.3
3	<b>1'33.446</b>	20.940	25.290	22.399	24.817	322.8
4	<b>1'34.234</b>	21.947	25.225	22.185	24.877	322.8
5	<b>1'32.440</b>	20.780	25.042	22.008	24.610	324.3
6	<b>1'32.305</b>	20.714	24.913	21.968	24.710	324.3
7	1'45.951 P	24.831	27.676	24.502	28.942	324.3

**Fastest Lap:** Fabio QUARTARARO Monster Energy Yama FRA **1'31.399** 20.534 24.619 21.756 24.490

These data/results cannot be reproduced, stored and/or transmitted in whole or in part by any manner of electronic, mechanical, photocopying, recording, broadcasting or otherwise now known or herein after developed without the previous express consent by the copyright owner, except for reproduction in daily press and regular printed publications on sale to the public within 60 days of the event related to those data/results and always provided that copyright symbol appears together as follows below.  
© DORNA, 2022

Official MotoGP Timing by TISSOT  
www.motogp.com

Cheste, Friday, November 04, 2022

Page 3 of 7



# Free Practice Nr. 1

MotoGP

Lap	Lap Time	T1	T2	T3	T4	Speed	Lap	Lap Time	T1	T2	T3	T4	Speed
Run # 2	Front Tyre	Slick-Soft	Rear Tyre	Slick-Medium									
7 Laps at start						7 Laps at start							
8	8'52.973	22.250	26.464	22.981	25.358		4	<b>1'33.243</b>	20.931	24.987	22.313	25.012	319.8
9	<b>1'33.256</b>	20.703	25.382	22.251	24.920	322.8	5	<b>1'32.675</b>	20.840	24.839	22.072	24.924	316.8
10	1'36.998 *	23.022*	25.820	22.952	25.204	322.8	6	1'33.885 *	21.375*	25.289	22.289	24.932	316.8
11	<b>1'32.950</b>	20.939	25.087	22.168	24.756	321.3	7	<b>1'32.074</b>	20.726	24.741	<b>21.814</b>	24.793	318.3
12	1'33.568 *	21.376*	25.234	22.152	24.806	324.3	8	<b>1'31.915</b>	<b>20.572</b>	24.728	21.901	<b>24.714</b>	319.8
13	<b>1'32.088</b>	20.719	24.786	21.943	24.640	324.3	9	<b>1'40.115</b>	25.131	27.336	22.711	24.937	319.8
14	<b>1'32.248</b>	20.665	24.798	22.050	24.735	324.3	10	<b>1'39.003</b>	24.998	26.711	22.484	24.810	318.3
15	1'36.155 P	20.703	24.972	22.420	28.060	321.3	11	1'37.555 P	20.646	24.765	21.921	30.223	316.8
Run # 3	Front Tyre	Slick-Medium	Rear Tyre	Slick-Medium									
New Tyre				15 Laps at start									
16	6'15.651	22.337	26.812	23.744	25.660		12	12'26.011	26.561	26.805	22.482	25.265	
17	<b>1'34.211</b>	21.174	25.560	22.444	25.033	324.3	13	<b>1'32.812</b>	20.919	25.123	21.953	24.817	318.3
18	<b>1'32.131</b>	20.670	24.830	22.022	24.609	<b>327.4</b>	14	<b>1'32.230</b>	20.604	24.784	22.030	24.812	319.8
19	<b>1'31.874</b>	20.674	24.762	21.868	<b>24.570</b>	325.8	15	<b>1'35.076</b>	22.929	25.268	22.038	24.841	318.3
20	<b>1'31.943</b>	<b>20.566</b>	<b>24.649</b>	<b>21.842</b>	24.886	325.8	16	<b>1'33.600</b>	20.750	24.809	23.177	24.864	316.8
21	<b>1'42.730</b>	25.169	28.725	23.270	25.566	322.8	17	1'43.319 P	24.701	26.234	22.772	29.612	316.8

**12th 25 Raul FERNANDEZ** KTM SPA  
Tech3 KTM Factory Racing  
Runs=2 Total laps=19 Full laps=13

Run #	1	Front Tyre	Slick-Soft	Rear Tyre	Slick-Hard	Speed
New Tyre			New Tyre			
1	3'36.463	24.534	27.970	24.331	26.333	
2	<b>1'36.196</b>	21.873	25.869	22.971	25.483	318.3
3	<b>1'33.570</b>	21.077	25.228	22.304	24.961	316.8
4	<b>1'46.445</b>	25.538	29.753	23.463	27.691	318.3
5	<b>1'33.571</b>	21.216	25.103	22.328	24.924	318.3
6	<b>1'33.286</b>	21.057	25.076	22.128	25.025	<b>322.8</b>
7	1'48.964 P	22.261	32.068	23.121	31.514	322.8
Run # 2	Front Tyre	Slick-Soft	Rear Tyre	Slick-Hard		
7 Laps at start						7 Laps at start
8	9'09.937	22.648	26.055	23.037	25.185	
9	<b>1'34.293</b>	21.033	25.648	22.463	25.149	315.4
10	1'33.259 *	20.866*	25.106	22.260	25.027	316.8
11	<b>1'33.265</b>	20.894	25.091	22.301	24.979	316.8
12	<b>1'35.464</b>	20.855	25.940	23.421	25.248	318.3
13	<b>1'33.550</b>	20.920	25.197	22.334	25.099	316.8
14	1'49.072 P	24.221	31.209	23.144	30.498	316.8
Run # 3	Front Tyre	Slick-Medium	Rear Tyre	Slick-Medium		
New Tyre				New Tyre		
15	6'31.568	23.898	26.049	22.792	25.229	
16	<b>1'32.630</b>	20.730	24.991	22.175	24.734	321.3
17	<b>1'31.881</b>	20.489	24.816	<b>21.892</b>	<b>24.684</b>	321.3
18	<b>1'31.948</b>	<b>20.482</b>	<b>24.803</b>	21.974	24.689	321.3
19	<b>1'45.238</b>	27.932	29.542	22.652	25.112	321.3

**13th 21 Franco MORBIDELLI** YAMAHA ITA  
Monster Energy Yamaha MotoGP  
Runs=2 Total laps=20 Full laps=14

Run #	1	Front Tyre	Slick-Soft	Rear Tyre	Slick-Medium	Speed
New Tyre			New Tyre			
1	1'51.523	25.131	27.594	24.028	26.174	
2	<b>1'35.503</b>	21.488	25.705	23.094	25.216	318.3
3	<b>1'33.582</b>	21.023	25.234	22.298	25.027	319.8

**14th 23 Enea BASTIANINI** DUCATI ITA  
Gresini Racing MotoGP  
Runs=2 Total laps=22 Full laps=17

Run #	1	Front Tyre	Slick-Soft	Rear Tyre	Slick-Medium	Speed
New Tyre			New Tyre			
1	2'28.696	23.920	27.558	23.736	26.407	
2	<b>1'34.300</b>	21.507	25.538	22.378	24.877	324.3
3	1'33.003 *	20.775	25.031	22.123	25.074*	327.4
4	<b>1'32.906</b>	20.886	24.975	22.171	24.874	324.3
5	<b>1'37.003</b>	24.519	25.454	22.269	24.761	322.8
6	<b>1'32.247</b>	20.749	24.812	21.925	24.761	324.3
7	<b>1'32.108</b>	20.765	24.765	21.951	24.627	324.3
8	<b>1'37.466</b>	23.426	25.877	22.977	25.186	327.4
9	1'35.909 P	20.831	24.950	22.036	28.092	325.8
Run # 2	Front Tyre	Slick-Soft	Rear Tyre	Slick-Medium		
9 Laps at start						9 Laps at start
10	12'26.651	22.774	26.333	22.310	25.033	
11	<b>1'32.469</b>	20.812	24.917	22.003	24.737	324.3
12	<b>1'31.960</b>	20.594	<b>24.644</b>	<b>21.894</b>	24.828	324.3
13	<b>1'34.140</b>	20.623	24.652	23.875	24.990	324.3
14	<b>1'31.947</b>	20.578	24.722	22.012	24.635	<b>328.9</b>
15	<b>1'31.917</b>	20.508	24.782	22.003	<b>24.624</b>	327.4
16	<b>1'37.826</b>	24.033	25.490	22.718	25.585	324.3
17	<b>1'34.357</b>	20.591	24.740	24.289	24.737	327.4
18	<b>1'36.041</b>	20.653	26.784	22.908	25.696	328.9
19	<b>1'31.980</b>	<b>20.463</b>	24.887	22.004	24.626	327.4
20	<b>1'38.621</b>	23.244	27.763	22.797	24.817	327.4
21	<b>1'41.523</b>	20.592	24.856	25.097	30.978	325.8
22	1'42.459 P	22.131	26.414	23.404	30.510	327.4

**Fastest Lap:** Fabio QUARTARARO Monster Energy Yama FRA **1'31.399** 20.534 24.619 21.756 24.490

These data/results cannot be reproduced, stored and/or transmitted in whole or in part by any manner of electronic, mechanical, photocopying, recording, broadcasting or otherwise now known or herein after developed without the previous express consent by the copyright owner, except for reproduction in daily press and regular printed publications on sale to the public within 60 days of the event related to those data/results and always provided that copyright symbol appears together as follows below.  
© DORNA, 2022



# Free Practice Nr. 1

# MotoGP

Lap	Lap Time	T1	T2	T3	T4	Speed	Lap	Lap Time	T1	T2	T3	T4	Speed		
<b>15th</b>	<b>87</b>	<b>Remy GARDNER</b>					KTM	AUS	18	<b>1'32.201</b>	20.764	24.811	21.968	24.658	321.3
		Tech3 KTM Factory Racing													
		Runs=2	Total laps=19	Full laps=12											
Run #	1	Front Tyre	Slick-Soft	Rear Tyre	Slick-Hard										
		New Tyre		New Tyre											
1	2'07.567	24.540	29.269	24.965	26.713										
2	<b>1'36.412</b>	21.992	26.014	23.067	25.339	304.2									
3	<b>1'34.703</b>	21.303	25.400	22.865	25.135	318.3									
4	<b>1'33.861</b>	21.051	25.300	22.505	25.005	319.8									
5	<b>1'33.392</b>	21.107	25.015	22.282	24.988	316.8									
6	<b>1'33.311</b>	20.911	24.987	22.331	25.082	316.8									
7	<b>1'45.602</b>	25.692	25.718	28.500	25.692	316.8									
8	1'39.078	P 21.016	25.190	22.429	30.443	318.3									
Run #	2	Front Tyre	Slick-Soft	Rear Tyre	Slick-Hard										
		8 Laps at start		8 Laps at start											
9	10'34.734	26.245	26.365	23.579	25.739										
10	1'33.993	*	21.151*	25.406	22.414	25.022	313.9								
11	1'38.917	*	22.626*	26.356	24.533	25.402	312.5								
12	<b>1'33.320</b>	20.908	25.050	22.442	24.920	316.8									
13	1'45.034	P	22.790	26.681	23.988	31.575	318.3								
Run #	3	Front Tyre	Slick-Soft	Rear Tyre	Slick-Medium										
		13 Laps at start		New Tyre											
14	7'54.218	32.188	30.151	23.643	31.432										
15	<b>1'38.577</b>	20.994	25.158	22.453	29.972	318.3									
16	<b>1'32.338</b>	20.874	24.856	22.014	<b>24.594</b>	<b>322.8</b>									
17	<b>1'31.977</b>	<b>20.544</b>	<b>24.740</b>	<b>21.937</b>	24.756	321.3									
18	<b>1'44.579</b>	24.105	26.225	23.549	30.700	316.8									
19	<b>1'40.234</b>	20.757	27.968	24.116	27.393	318.3									
<b>16th</b>	<b>12</b>	<b>Maverick VIÑALES</b>					APRILIA	SPA							
		Aprilia Racing													
		Runs=2	Total laps=18	Full laps=10											
Run #	1	Front Tyre	Slick-Soft	Rear Tyre	Slick-Medium										
		New Tyre		New Tyre											
1	2'35.329	25.118	27.143	23.886	25.420										
2	<b>1'34.348</b>	21.494	25.388	22.574	24.892	321.3									
3	<b>1'32.865</b>	21.055	24.991	22.204	24.615	322.8									
4	<b>1'31.993</b>	<b>20.679</b>	<b>24.678</b>	22.065	24.571	325.8									
5	<b>1'32.111</b>	20.694	24.718	22.038	24.661	322.8									
6	<b>1'32.324</b>	20.856	24.836	21.968	24.664	324.3									
7	<b>1'32.153</b>	20.864	24.740	<b>21.956</b>	24.593	324.3									
8	1'45.939	P	23.240	28.521	24.397	29.781	<b>328.9</b>								
Run #	2	Front Tyre	Slick-Soft	Rear Tyre	Slick-Medium										
		8 Laps at start		8 Laps at start											
9	7'08.461	23.506	26.024	22.754	24.858										
10	<b>1'32.860</b>	20.923	25.034	22.196	24.707	324.3									
11	1'32.241	*	20.777*	24.883	21.972	24.609	322.8								
12	1'41.366	P	20.833	24.807	26.929	28.797	324.3								
Run #	3	Front Tyre	Slick-Medium	Rear Tyre	Slick-Medium										
		New Tyre		12 Laps at start											
13	12'20.324	23.146	25.698	22.580	24.911										
14	<b>1'32.340</b>	20.831	24.957	22.033	<b>24.519</b>	322.8									
15	<b>1'32.176</b>	20.685	24.761	22.042	24.688	324.3									
16	1'34.491	*	22.303*	25.117	22.243	24.828	322.8								
17	1'32.852	*	21.115	24.882	22.029	24.826*	321.3								
<b>17th</b>	<b>63</b>	<b>Francesco BAGNAIA</b>					DUCATI	ITA							
		Ducati Lenovo Team													
		Runs=2	Total laps=19	Full laps=12											
Run #	1	Front Tyre	Slick-Soft	Rear Tyre	Slick-Medium										
		New Tyre		New Tyre											
1	2'31.099	23.802	27.826	23.525	25.776										
2	<b>1'34.537</b>	21.338	25.592	22.477	25.130	324.3									
3	<b>1'33.238</b>	21.013	25.101	22.307	24.817	325.8									
4	<b>1'32.756</b>	20.843	25.068	22.065	24.780	324.3									
5	<b>1'32.621</b>	20.885	24.972	21.966	24.798	324.3									
6	<b>1'38.069</b>	24.194	26.342	22.570	24.963	324.3									
7	<b>1'32.605</b>	20.751	24.957	22.052	24.845	325.8									
8	1'42.010	P	23.395	25.867	22.900	29.848	325.8								
Run #	2	Front Tyre	Slick-Soft	Rear Tyre	Slick-Medium										
		8 Laps at start		8 Laps at start											
9	10'06.917	24.854	26.153	22.937	25.137										
10	<b>1'32.789</b>	20.845	25.182	22.040	24.722	322.8									
11	1'33.689	*	21.610*	25.165	22.077	24.837	324.3								
12	<b>1'32.039</b>	<b>20.670</b>	24.813	21.982	<b>24.574</b>	325.8									
13	<b>1'34.537</b>	20.763	24.856	22.952	25.966	325.8									
14	<b>1'32.324</b>	20.769	24.802	21.984	24.769	324.3									
15	1'35.423	P	20.715	24.808	21.958	27.942	325.8								
Run #	3	Front Tyre	Slick-Soft	Rear Tyre	Slick-Medium										
		15 Laps at start		15 Laps at start											
16	7'27.013	25.400	27.016	22.353	24.976										
17	1'35.907	*	23.839	25.049	22.217	24.802*	327.4								
18	<b>1'32.137</b>	20.853	<b>24.746</b>	21.926	24.612	327.4									
19	<b>1'31.999</b>	20.713	24.811	<b>21.845</b>	24.630	<b>328.9</b>									
<b>18th</b>	<b>73</b>	<b>Alex MARQUEZ</b>					HONDA	SPA							
		LCR Honda CASTROL													
		Runs=2	Total laps=19	Full laps=14											
Run #	1	Front Tyre	Slick-Soft	Rear Tyre	Slick-Medium										
		New Tyre		New Tyre											
1	2'06.894	24.923	30.853	24.832	26.496										
2	<b>1'35.811</b>	21.662	26.032	23.028	25.089	319.8									
3	<b>1'33.794</b>	21.017	25.253	22.559	24.965	<b>324.3</b>									
4	<b>1'32.767</b>	20.951	24.998	22.116	24.702	322.8									
5	<b>1'32.310</b>	20.694	24.921	22.112	<b>24.583</b>	322.8									
6	<b>1'32.068</b>	20.685	24.836	<b>21.940</b>	24.607	324.3									
7	1'38.228	P	20.767	25.372	22.805	29.284	322.8								
Run #	2	Front Tyre	Slick-Soft	Rear Tyre	Slick-Medium										
		7 Laps at start		7 Laps at start											
8	8'34.308	23.915	26.296	23.631	26.376										
9	<b>1'33.174</b>	20.766	25.226	22.267	24.915	318.3									
10	<b>1'32.737</b>	20.735	24.973	22.304	24.725	322.8									
11	<b>1'32.598</b>	20.745	24.985	22.133	24.735	319.8									
12	<b>1'32.336</b>	<b>20.647</b>	24.913	22.104	24.672	322.8									
13	1'38.912	P	20.734	25.006	23.426	29.746	319.8								
Run #	3	Front Tyre	Slick-Medium	Rear Tyre	Slick-Medium										
		New Tyre		13 Laps at start											
14	9'36.766	23.322	26.414	22.932	25.219										
15	<b>1'33.356</b>	20.927	25.374	22.178	24.877	321.3									
16	<b>1'33.815</b>	21.132	25.407	22.335	24.941	321.3									

**Fastest Lap:** Fabio QUARTARARO      Monster Energy Yama      FRA      **1'31.399**      20.534      24.619      21.756      24.490

These data/results cannot be reproduced, stored and/or transmitted in whole or in part by any manner of electronic, mechanical, photocopying, recording, broadcasting or otherwise now known or herein after developed without the previous express consent by the copyright owner, except for reproduction in daily press and regular printed publications on sale to the public within 60 days of the event related to those data/results and always provided that copyright symbol appears together as follows below.  
© DORNA, 2022

Official MotoGP Timing by TISSOT  
www.motogp.com



# Free Practice Nr. 1

# MotoGP

Lap	Lap Time	T1	T2	T3	T4	Speed	Lap	Lap Time	T1	T2	T3	T4	Speed
17	<b>1'32.634</b>	20.943	24.958	22.009	24.724	321.3	15	1'39.964 P	23.330	25.884	22.515	28.235	322.8
18	<b>1'32.406</b>	20.749	<b>24.826</b>	22.010	24.821	324.3	<b>Run # 3</b> Front Tyre Slick-Soft Rear Tyre Slick-Medium						
19	<b>1'32.430</b>	20.749	24.878	22.057	24.746	322.8	15 Laps at start 15 Laps at start						
<b>19th 44</b> <b>PoI ESPARGARO</b> HONDA SPA Repsol Honda Team							<b>21st 35</b> <b>Cal CRUTCHLOW</b> YAMAHA GBR WithU Yamaha RNF MotoGP Team						
Runs=2 Total laps=21 Full laps=16							Runs=2 Total laps=20 Full laps=13						
Run #	1	Front Tyre	Slick-Soft	Rear Tyre	Slick-Medium		Run #	1	Front Tyre	Slick-Soft	Rear Tyre	Slick-Medium	
		New Tyre		New Tyre					New Tyre		New Tyre		
1	2'11.631	22.152	26.924	23.112	25.456		1	2'29.756	23.056	27.411	24.437	30.337	
2	<b>1'38.237</b>	21.160	25.581	25.259	26.237	324.3	2	<b>1'36.773</b>	21.764	26.848	22.688	25.473	312.5
3	<b>1'32.919</b>	20.917	24.989	22.207	24.806	324.3	3	<b>1'33.711</b>	21.010	25.201	22.444	25.056	322.8
4	<b>1'32.116</b>	20.706	<b>24.766</b>	22.006	24.638	324.3	4	<b>1'33.394</b>	20.994	25.208	22.278	24.914	321.3
5	<b>1'32.298</b>	20.757	24.776	22.041	24.724	<b>325.8</b>	5	<b>1'32.837</b>	20.852	24.925	22.166	24.894	319.8
6	<b>1'36.727</b>	23.412	26.269	22.311	24.735	324.3	6	<b>1'36.273</b>	21.198	25.080	23.262	26.733	321.3
7	<b>1'32.170</b>	<b>20.667</b>	24.766	22.124	<b>24.613</b>	324.3	7	<b>1'32.451</b>	20.765	24.943	22.002	<b>24.741</b>	322.8
8	1'48.854 P	26.966	28.854	23.702	29.332	324.3	8	1'40.707 P	20.911	26.003	23.548	30.245	<b>324.3</b>
Run #	2	Front Tyre	Slick-Soft	Rear Tyre	Slick-Medium		Run #	2	Front Tyre	Slick-Soft	Rear Tyre	Slick-Medium	
		8 Laps at start		8 Laps at start					8 Laps at start		8 Laps at start		
9	6'26.957	23.486	26.130	22.745	25.174		9	8'20.306	28.714	27.914	23.572	25.345	
10	<b>1'34.178</b>	20.784	25.800	22.390	25.204	321.3	10	1'34.682 *	21.180*	25.532	22.792	25.178	318.3
11	<b>1'42.107</b>	20.723	27.547	26.032	27.805	321.3	11	<b>1'32.705</b>	20.959	24.803	22.042	24.901	321.3
12	<b>1'33.633</b>	20.799	24.947	22.969	24.918	321.3	12	1'34.725 *	20.938*	25.776	22.694	25.317	319.8
13	1'35.721 P	20.755	24.783	<b>21.961</b>	28.222	321.3	13	<b>1'32.543</b>	20.783	24.877	22.116	24.767	321.3
Run #	3	Front Tyre	Slick-Soft	Rear Tyre	Slick-Medium		Run #	3	Front Tyre	Slick-Soft	Rear Tyre	Slick-Medium	
		13 Laps at start		13 Laps at start					15 Laps at start		15 Laps at start		
14	7'38.024	22.382	26.347	22.878	25.404		16	7'35.347	21.625	25.797	22.452	25.049	
15	<b>1'35.125</b>	21.689	25.901	22.457	25.078	319.8	17	<b>1'32.782</b>	20.856	24.926	22.106	24.894	324.3
16	<b>1'32.478</b>	20.716	24.901	22.031	24.830	321.3	18	<b>1'32.438</b>	20.799	<b>24.776</b>	22.006	24.857	322.8
17	<b>1'37.925</b>	23.701	26.309	22.787	25.128	324.3	19	<b>1'32.274</b>	<b>20.724</b>	24.794	<b>21.933</b>	24.823	321.3
18	<b>1'33.672</b>	20.693	24.922	22.058	25.999	321.3	20	<b>1'49.038</b>	28.556	29.869	22.651	27.962	319.8
19	<b>1'37.363</b>	23.105	26.098	22.835	25.325	322.8	<b>22nd 49</b> <b>Fabio DI GIANNANTONI</b> DUCATI ITA Gresini Racing MotoGP						
20	<b>1'32.341</b>	20.673	24.840	22.132	24.696	322.8	Runs=2 Total laps=19 Full laps=13						
21	<b>1'38.572</b>	24.278	25.839	23.003	25.452	325.8	Run #	1	Front Tyre	Slick-Soft	Rear Tyre	Slick-Medium	
									New Tyre		New Tyre		
							1	2'07.965	25.046	30.597	25.693	27.213	
							2	<b>1'36.024</b>	21.957	25.858	23.000	25.209	313.9
							3	<b>1'34.312</b>	21.051	25.401	22.750	25.110	325.8
							4	<b>1'33.152</b>	20.697	25.082	22.429	24.944	325.8
							5	<b>1'32.730</b>	20.716	25.036	22.243	24.735	325.8
							6	<b>1'32.655</b>	20.720	25.038	22.221	24.676	324.3
							7	1'50.081 P	25.951	30.476	22.839	30.815	<b>327.4</b>
Run #	2	Front Tyre	Slick-Soft	Rear Tyre	Slick-Medium		Run #	2	Front Tyre	Slick-Soft	Rear Tyre	Slick-Medium	
		7 Laps at start		7 Laps at start					7 Laps at start		7 Laps at start		
8	12'43.242	23.471	27.073	23.209	25.472		8	11'58.100	25.260	26.261	22.879	25.459	
9	<b>1'34.109</b>	21.187	25.550	22.516	24.856	319.8	9	<b>1'34.176</b>	21.266	25.349	22.470	25.091	324.3
10	<b>1'33.032</b>	20.841	25.084	22.354	24.753	321.3	10	1'33.402 *	21.214*	25.082	22.252	24.854	321.3
11	<b>1'32.763</b>	20.922	24.987	22.249	24.605	322.8	11	<b>1'33.458</b>	20.894	25.200	22.386	24.978	322.8
12	<b>1'32.571</b>	20.915	<b>24.892</b>	22.133	24.631	324.3	12	1'36.829 P	20.928	25.039	22.186	28.676	322.8
13	<b>1'32.487</b>	20.687	25.033	22.110	24.657	324.3							
14	<b>1'32.159</b>	<b>20.519</b>	24.926	22.051	24.663	325.8							

**Fastest Lap:** Fabio QUARTARARO Monster Energy Yama FRA **1'31.399** 20.534 24.619 21.756 24.490

These data/results cannot be reproduced, stored and/or transmitted in whole or in part by any manner of electronic, mechanical, photocopying, recording, broadcasting or otherwise now known or herein after developed without the previous express consent by the copyright owner, except for reproduction in daily press and regular printed publications on sale to the public within 60 days of the event related to those data/results and always provided that copyright symbol appears together as follows below.  
© DORNA, 2022

Official MotoGP Timing by TISSOT  
www.motogp.com

Cheste, Friday, November 04, 2022

Page 6 of 7





## Free Practice Nr. 1

MotoGP

Lap	Lap Time	T1	T2	T3	T4	Speed	Lap	Lap Time	T1	T2	T3	T4	Speed
Run # 3	Front Tyre Slick-Soft	Rear Tyre Slick-Medium			8	<b>1'34.292</b>	21.015	25.367	22.645	25.265	315.4		
12 Laps at start						12 Laps at start							
9	<b>1'38.934</b>	25.689	25.614	22.548	25.083	318.3							
13	6'47.893	26.286	26.098	22.592	25.158								
14	<b>1'33.044</b>	20.885	25.107	22.146	24.906	321.3							
15	<b>1'32.623</b>	20.823	24.867	22.082	24.851	322.8							
16	<b>1'32.965</b>	20.857	25.074	22.105	24.929	322.8							
17	<b>1'32.604</b>	20.774	24.903	22.097	24.830	322.8							
18	<b>1'35.999</b>	22.539	25.481	22.671	25.308	322.8							
19	<b>1'33.038</b>	20.903	24.927	22.224	24.984	321.3							

**23rd 30** Takaaki NAKAGAMI HONDA JPN  
LCR Honda IDEMITSU

Runs=2 Total laps=21 Full laps=15

Run #	1	Front Tyre	Slick-Soft	Rear Tyre	Slick-Medium	Speed
			New Tyre	New Tyre		
1	2'52.112	24.266	27.866	24.464	26.116	
2	<b>1'35.537</b>	21.800	25.841	22.800	25.096	315.4
3	<b>1'34.197</b>	21.148	25.560	22.563	24.926	321.3
4	<b>1'33.612</b>	20.994	25.281	22.470	24.867	319.8
5	<b>1'33.484</b>	21.000	25.234	22.411	24.839	319.8
6	<b>1'33.039</b>	20.916	25.148	22.212	24.763	319.8
7	1'41.888 P	22.136	26.909	23.376	29.467	319.8
Run # 2	Front Tyre	Slick-Soft	Rear Tyre	Slick-Medium		
			7 Laps at start	7 Laps at start		
8	6'16.805	23.839	27.378	23.790	25.909	
9	<b>1'35.466</b>	21.691	25.836	22.692	25.247	316.8
10	<b>1'33.775</b>	21.118	25.389	22.338	24.930	318.3
11	1'33.359 *	20.980*	25.194	22.327	24.858	318.3
12	<b>1'41.073</b>	21.031	29.125	24.022	26.895	316.8
13	1'40.000 P	21.725*	25.694	23.030	29.551	318.3
Run # 3	Front Tyre	Slick-Soft	Rear Tyre	Slick-Medium		
			13 Laps at start	13 Laps at start		
14	7'04.134	23.585	30.232	25.490	28.767	
15	<b>1'35.413</b>	21.707	25.815	22.634	25.257	315.4
16	<b>1'33.821</b>	21.251	25.318	22.241	25.011	319.8
17	<b>1'32.982</b>	20.819	25.154	22.131	24.878	321.3
18	<b>1'36.916</b>	20.991	25.129	25.223	25.573	321.3
19	<b>1'40.444</b>	21.454	27.540	25.643	25.807	322.8
20	<b>1'38.896</b>	21.600	29.074	23.250	24.972	321.3
21	<b>1'42.120</b>	20.932	25.128	24.093	31.967	324.3

**24th 40** Darryn BINDER YAMAHA RSA  
WithU Yamaha RNF MotoGP Team

Runs=1 Total laps=10 Full laps=9

Run #	1	Front Tyre	Slick-Soft	Rear Tyre	Slick-Medium	Speed
			New Tyre	New Tyre		
<b>unfinished</b>		24.084				
Run # 2	Front Tyre	Slick-Soft	Rear Tyre	Slick-Medium		
			New Tyre	New Tyre		
1	1'53.245	31.807	30.343	24.774	26.321	
2	<b>1'37.434</b>	22.028	26.259	23.210	25.937	312.5
3	<b>1'35.850</b>	21.400	25.740	23.007	25.703	318.3
4	<b>1'43.680</b>	21.142	27.427	29.174	25.937	318.3
5	<b>1'35.234</b>	21.426	25.795	22.796	25.217	313.9
6	<b>1'34.168</b>	21.010	25.386	22.732	25.040	315.4
7	<b>1'33.969</b>	21.000	25.333	22.457	25.179	316.8

**Fastest Lap:** Fabio QUARTARARO Monster Energy Yama FRA **1'31.399** 20.534 24.619 21.756 24.490

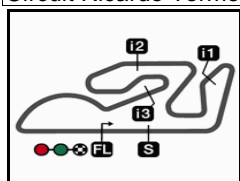
These data/results cannot be reproduced, stored and/or transmitted in whole or in part by any manner of electronic, mechanical, photocopying, recording, broadcasting or otherwise now known or herein after developed without the previous express consent by the copyright owner, except for reproduction in daily press and regular printed publications on sale to the public within 60 days of the event related to those data/results and always provided that copyright symbol appears together as follows below.  
© DORNA, 2022

Official MotoGP Timing by TISSOT  
www.motogp.com

Cheste, Friday, November 04, 2022

Page 7 of 7





4005 m.

## GRAN PREMIO MOTUL DE LA COMUNITAT VALENCIANA

## Free Practice Nr. 1

## Best Partial Times

MotoGP™

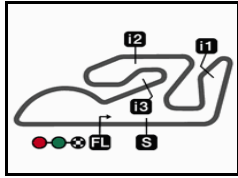
IT Ideal Lap Time, sum of the best partial times

BT Best Lap Time

T1		T2		T3		T4				IT	BT	
Pos	Rider	Time	Rider	Time	Rider	Time	Rider	Time	Pos	Rider	IT	BT
1	B.BINDER	20.446	F.QUARTARARO	24.556	J.MILLER	21.722	A.ESPARGARO	24.461	1	F.QUARTARAR	1'31.318	1'31.399 (1)
2	M.MARQUEZ	20.455	J.MIR	24.638	F.QUARTARARO	21.738	J.MILLER	24.486	2	M.MARQUEZ	1'31.355	1'31.434 (2)
3	E.BASTIANINI	20.463	E.BASTIANINI	24.644	M.MARQUEZ	21.747	F.QUARTARARO	24.490	3	J.MILLER	1'31.360	1'31.542 (4)
4	R.FERNANDEZ	20.482	L.MARINI	24.649	B.BINDER	21.788	M.MARQUEZ	24.491	4	B.BINDER	1'31.412	1'31.470 (3)
5	J.MILLER	20.483	A.ESPARGARO	24.654	F.MORBIDELLI	21.814	B.BINDER	24.496	5	A.RINS	1'31.554	1'31.564 (5)
6	A.RINS	20.487	A.RINS	24.659	J.ZARCO	21.835	J.ZARCO	24.511	6	A.ESPARGAR	1'31.562	1'31.782 (9)
7	M.OLIVEIRA	20.499	M.MARQUEZ	24.662	L.MARINI	21.842	M.VIÑALES	24.519	7	J.ZARCO	1'31.622	1'31.684 (6)
8	J.ZARCO	20.515	J.MILLER	24.669	F.BAGNAIA	21.845	M.OLIVEIRA	24.532	8	E.BASTIANINI	1'31.625	1'31.917 (14)
9	M.BEZZECCHI	20.519	M.VIÑALES	24.678	A.RINS	21.849	A.RINS	24.559	9	M.OLIVEIRA	1'31.626	1'31.775 (8)
10	F.QUARTARARO	20.534	B.BINDER	24.682	M.OLIVEIRA	21.873	J.MARTIN	24.560	10	L.MARINI	1'31.627	1'31.874 (11)
11	J.MARTIN	20.537	J.MARTIN	24.688	J.MIR	21.878	L.MARINI	24.570	11	J.MARTIN	1'31.690	1'31.762 (7)
12	R.GARDNER	20.544	F.MORBIDELLI	24.722	A.ESPARGARO	21.882	F.BAGNAIA	24.574	12	J.MIR	1'31.730	1'31.809 (10)
13	A.ESPARGARO	20.565	M.OLIVEIRA	24.722	R.FERNANDEZ	21.892	A.MARQUEZ	24.583	13	R.GARDNER	1'31.815	1'31.977 (15)
14	L.MARINI	20.566	R.GARDNER	24.740	E.BASTIANINI	21.894	M.BEZZECCHI	24.593	14	F.MORBIDELLI	1'31.822	1'31.915 (13)
15	F.MORBIDELLI	20.572	F.BAGNAIA	24.746	J.MARTIN	21.905	R.GARDNER	24.594	15	M.VIÑALES	1'31.832	1'31.993 (16)
16	J.MIR	20.608	J.ZARCO	24.761	C.CRUTCHLOW	21.933	J.MIR	24.606	16	F.BAGNAIA	1'31.835	1'31.999 (17)
17	A.MARQUEZ	20.647	P.ESPARGARO	24.766	R.GARDNER	21.937	P.ESPARGARO	24.613	17	R.FERNANDEZ	1'31.861	1'31.881 (12)
18	P.ESPARGARO	20.667	C.CRUTCHLOW	24.776	A.MARQUEZ	21.940	E.BASTIANINI	24.624	18	A.MARQUEZ	1'31.996	1'32.068 (18)
19	F.BAGNAIA	20.670	R.FERNANDEZ	24.803	M.VIÑALES	21.956	R.FERNANDEZ	24.684	19	P.ESPARGAR	1'32.007	1'32.116 (19)
20	M.VIÑALES	20.679	A.MARQUEZ	24.826	P.ESPARGARO	21.961	F.MORBIDELLI	24.714	20	M.BEZZECCHI	1'32.048	1'32.159 (20)
21	C.CRUTCHLOW	20.724	F.DI GIANNANTO	24.867	M.BEZZECCHI	22.044	C.CRUTCHLOW	24.741	21	C.CRUTCHLO	1'32.174	1'32.274 (21)
22	F.DI GIANNANTO	20.774	M.BEZZECCHI	24.892	F.DI GIANNANTO	22.082	T.NAKAGAMI	24.763	22	F.DI GIANNAN	1'32.551	1'32.604 (22)
23	T.NAKAGAMI	20.819	T.NAKAGAMI	25.128	T.NAKAGAMI	22.131	F.DI GIANNANTO	24.828	23	T.NAKAGAMI	1'32.841	1'32.982 (23)
24	D.BINDER	21.000	D.BINDER	25.333	D.BINDER	22.457	D.BINDER	25.040	24	D.BINDER	1'33.830	1'33.969 (24)


These data/results cannot be reproduced, stored and/or transmitted in whole or in part by any manner of electronic, mechanical, photocopying, recording, broadcasting or otherwise now known or herein after developed without the previous express consent by the copyright owner, except for reproduction in daily press and regular printed publications on sale to the public within 60 days of the event related to those data/results and always provided that copyright symbol appears together as follows below.  
© DORNA, 2022





4005 m.

**GRAN PREMIO MOTUL DE LA COMUNITAT VALENCIANA****Free Practice Nr. 1****Fastest Laps Sequence**

<i>Practice Time</i>	 <i>Rider</i>	<i>Nation</i>	<i>Motorcycle</i>	<i>Time</i>	<i>Km/h</i>	<i>Rider's Lap</i>
<b>3'19.129</b>	93 <b>Marc MARQUEZ</b>	SPA	HONDA	<b>1'34.210</b>	153.0	2
<b>4'14.055</b>	41 <b>Aleix ESPARGARO</b>	SPA	APRILIA	<b>1'34.127</b>	153.1	2
<b>4'20.306</b>	20 <b>Fabio QUARTARARO</b>	FRA	YAMAHA	<b>1'33.459</b>	154.2	2
<b>4'51.499</b>	93 <b>Marc MARQUEZ</b>	SPA	HONDA	<b>1'32.370</b>	156.0	3
<b>5'52.172</b>	20 <b>Fabio QUARTARARO</b>	FRA	YAMAHA	<b>1'31.866</b>	156.9	3
<b>6'23.304</b>	93 <b>Marc MARQUEZ</b>	SPA	HONDA	<b>1'31.805</b>	157.0	4
<b>8'55.907</b>	20 <b>Fabio QUARTARARO</b>	FRA	YAMAHA	<b>1'31.689</b>	157.2	5
<b>9'30.057</b>	93 <b>Marc MARQUEZ</b>	SPA	HONDA	<b>1'31.434</b>	157.6	6
<b>31'11.635</b>	20 <b>Fabio QUARTARARO</b>	FRA	YAMAHA	<b>1'31.399</b>	157.7	14

These data/results cannot be reproduced, stored and/or transmitted in whole or in part by any manner of electronic, mechanical, photocopying, recording, broadcasting or otherwise now known or herein after developed without the previous express consent by the copyright owner, except for reproduction in daily press and regular printed publications on sale to the public within 60 days of the event related to those data/results and always provided that copyright symbol appears together as follows below.

© DORNA, 2022

Official MotoGP Timing by **TISSOT**  
www.motogp.com

**Cheste, Friday, November 04, 2022**

