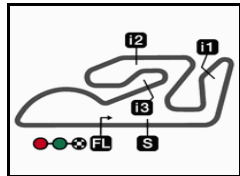



GRAN PREMIO MOTUL DE LA COMUNITAT VALENCIANA



4005 m.

Qualifying Results

20A

	Rider	Nation	Team	Motorcycle	Time	Lap	Total	Gap	Top Speed
1	89 Jorge MARTIN	SPA	Prima Pramac Racing	DUCATI	Q2	1'29.621	2 7		328.9
2	93 Marc MARQUEZ	SPA	Repsol Honda Team	HONDA	Q2	1'29.826	7 9	0.205 0.205	325.8
3	43 Jack MILLER	AUS	Ducati Lenovo Team	DUCATI	Q2	1'29.834	2 7	0.213 0.008	328.9
4	20 Fabio QUARTARARO	FRA	Monster Energy Yamaha MotoGP	YAMAHA	Q2	1'29.900	8 9	0.279 0.066	324.3
5	42 Alex RINS	SPA	Team SUZUKI ECSTAR	SUZUKI	Q2	1'29.940	2 7	0.319 0.040	328.9
6	12 Maverick VIÑALES	SPA	Aprilia Racing	APRILIA	Q2	1'29.955	4 8	0.334 0.015	325.8
7	33 Brad BINDER	RSA	Red Bull KTM Factory Racing	KTM	Q2	1'30.039	6 8	0.418 0.084	327.4
8	63 Francesco BAGNAIA	ITA	Ducati Lenovo Team	DUCATI	Q2	1'30.049	6 8	0.428 0.010	330.5
9	5 Johann ZARCO	FRA	Prima Pramac Racing	DUCATI	Q2	1'30.102	6 7	0.481 0.053	325.8
10	41 Aleix ESPARGARO	SPA	Aprilia Racing	APRILIA	Q2	1'30.124	7 9	0.503 0.022	325.8
11	10 Luca MARINI	ITA	Mooney VR46 Racing Team	DUCATI	Q2	1'30.143	6 8	0.522 0.019	327.4
12	36 Joan MIR	SPA	Team SUZUKI ECSTAR	SUZUKI	Q2	1'30.241	4 9	0.620 0.098	325.8
13	23 Enea BASTIANINI	ITA	Gresini Racing MotoGP	DUCATI	Q1	1'30.193	6 6 (*)	0.103	327.4
14	88 Miguel OLIVEIRA	POR	Red Bull KTM Factory Racing	KTM	Q1	1'30.236	7 8 (*)	0.146 0.043	322.8
15	73 Alex MARQUEZ	SPA	LCR Honda CASTROL	HONDA	Q1	1'30.453	6 7 (*)	0.363 0.217	324.3
16	21 Franco MORBIDELLI	ITA	Monster Energy Yamaha MotoGP	YAMAHA	Q1	1'30.504	8 9 (*)	0.414 0.051	322.8
17	35 Cal CRUTCHLOW	GBR	WithU Yamaha RNF MotoGP Team	YAMAHA	Q1	1'30.548	7 8 (*)	0.458 0.044	322.8
18	72 Marco BEZZECCHI	ITA	Mooney VR46 Racing Team	DUCATI	Q1	1'30.588	6 8 (*)	0.498 0.040	325.8
19	49 Fabio DI GIANNANTONI	ITA	Gresini Racing MotoGP	DUCATI	Q1	1'30.695	6 8 (*)	0.605 0.107	327.4
20	87 Remy GARDNER	AUS	Tech3 KTM Factory Racing	KTM	Q1	1'30.804	7 9 (*)	0.714 0.109	322.8
21	30 Takaaki NAKAGAMI	JPN	LCR Honda IDEMITSU	HONDA	Q1	1'30.830	8 8 (*)	0.740 0.026	321.3
22	44 Po ESPARGARO	SPA	Repsol Honda Team	HONDA	Q1	1'30.936	3 5 (*)	0.846 0.106	325.8
23	25 Raul FERNANDEZ	SPA	Tech3 KTM Factory Racing	KTM	Q1	1'31.676	7 8 (*)	1.586 0.740	322.8
24	40 Darryn BINDER	RSA	WithU Yamaha RNF MotoGP Team	YAMAHA	Q1	1'31.989	7 8 (*)	1.899 0.313	324.3

* Gap with the fastest rider in the Q1 session.

Pole Position:		Jorge MARTIN	1'29.621	160.8 Km/h
Q1 Best Lap:	Lap 6	Maverick VIÑALES	(*) 1'30.090	160.0 Km/h
Best Race Lap:	2021	Francesco BAGNAIA	1'31.042	158.3 Km/h
All Time Lap Record:	2016	Jorge LORENZO	1'29.401	161.2 Km/h

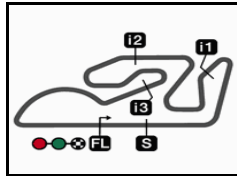
The results are provisional until the end of the limit for protest and appeals.

Time limit for protest expires 60' after publication of the results - Time:

These data/results cannot be reproduced, stored and/or transmitted in whole or in part by any manner of electronic, mechanical, photocopying, recording, broadcasting or otherwise now known or herein after developed without the previous express consent by the copyright owner, except for reproduction in daily press and regular printed publications on sale to the public within 60 days of the event related to those data/results and always provided that copyright symbol appears together as follows below.

© DORNA, 2022






4005 m.

GRAN PREMIO MOTUL DE LA COMUNITAT VALENCIANA

Qualifying Nr. 2

Classification

20

	Rider	Nation	Team	Motorcycle	Time	Lap	Total	Gap	Top Speed
1	89 Jorge MARTIN	SPA	Prima Pramac Racing	DUCATI	1'29.621	2	7		328.9
2	93 Marc MARQUEZ	SPA	Repsol Honda Team	HONDA	1'29.826	7	9	0.205 0.205	325.8
3	43 Jack MILLER	AUS	Ducati Lenovo Team	DUCATI	1'29.834	2	7	0.213 0.008	328.9
4	20 Fabio QUARTARARO	FRA	Monster Energy Yamaha MotoGP	YAMAHA	1'29.900	8	9	0.279 0.066	324.3
5	42 Alex RINS	SPA	Team SUZUKI ECSTAR	SUZUKI	1'29.940	2	7	0.319 0.040	328.9
6	12 Maverick VIÑALES	SPA	Aprilia Racing	APRILIA	1'29.955	4	8	0.334 0.015	325.8
7	33 Brad BINDER	RSA	Red Bull KTM Factory Racing	KTM	1'30.039	6	8	0.418 0.084	327.4
8	63 Francesco BAGNAIA	ITA	Ducati Lenovo Team	DUCATI	1'30.049	6	8	0.428 0.010	330.5
9	5 Johann ZARCO	FRA	Prima Pramac Racing	DUCATI	1'30.102	6	7	0.481 0.053	325.8
10	41 Aleix ESPARGARO	SPA	Aprilia Racing	APRILIA	1'30.124	7	9	0.503 0.022	325.8
11	10 Luca MARINI	ITA	Mooney VR46 Racing Team	DUCATI	1'30.143	6	8	0.522 0.019	327.4
12	36 Joan MIR	SPA	Team SUZUKI ECSTAR	SUZUKI	1'30.241	4	9	0.620 0.098	325.8

Practice condition: Dry

Air: 25°

Humidity: 18%

Ground: 31°

Fastest Lap:	Lap: 2	Jorge MARTIN	1'29.621	160.8 Km/h
Best Race Lap:	2021	Francesco BAGNAIA	1'31.042	158.3 Km/h
All Time Lap Record:	2016	Jorge LORENZO	1'29.401	161.2 Km/h

The results are provisional until the end of the limit for protest and appeals.

Time limit for protest expires 30' after publication of the results - Time:

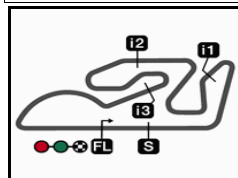
These data/results cannot be reproduced, stored and/or transmitted in whole or in part by any manner of electronic, mechanical, photocopying, recording, broadcasting or otherwise now known or herein after developed without the previous express consent by the copyright owner, except for reproduction in daily press and regular printed publications on sale to the public within 60 days of the event related to those data/results and always provided that copyright symbol appears together as follows below.

© DORNA, 2022

Official MotoGP Timing by TISSOT
www.motogp.com

Cheste, Saturday, November 05, 2022





4005 m.

GRAN PREMIO MOTUL DE LA COMUNITAT VALENCIANA

Qualifying Nr. 2

Top Speed & Average

21



Rider	Nation	Motorcycle	Top 5 speeds					Average	Top
63 Francesco BAGNAIA	ITA	DUCATI	330.5	328.9	327.4	327.4	325.8	327.6	330.5
42 Alex RINS	SPA	SUZUKI	328.9	327.4	327.4	324.3	324.3	326.5	328.9
43 Jack MILLER	AUS	DUCATI	328.9	327.4	327.4	325.8	325.8	327.1	328.9
89 Jorge MARTIN	SPA	DUCATI	328.9	328.9	327.4	327.4	325.8	327.7	328.9
10 Luca MARINI	ITA	DUCATI	327.4	325.8	325.8	324.3	324.3	325.5	327.4
33 Brad BINDER	RSA	KTM	327.4	327.4	325.8	325.8	324.3	325.8	327.4
5 Johann ZARCO	FRA	DUCATI	325.8	324.3	322.8	321.3	321.3	323.1	325.8
12 Maverick VIÑALES	SPA	APRILIA	325.8	325.8	324.3	324.3	322.8	324.6	325.8
36 Joan MIR	SPA	SUZUKI	325.8	324.3	324.3	322.8	322.8	323.8	325.8
41 Aleix ESPARGARO	SPA	APRILIA	325.8	324.3	324.3	324.3	322.8	323.9	325.8
93 Marc MARQUEZ	SPA	HONDA	325.8	325.8	325.8	322.8	322.8	324.6	325.8
20 Fabio QUARTARARO	FRA	YAMAHA	324.3	324.3	322.8	322.8	322.8	323.2	324.3

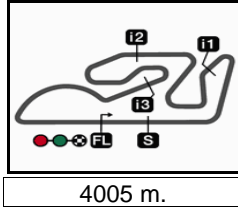
These data/results cannot be reproduced, stored and/or transmitted in whole or in part by any manner of electronic, mechanical, photocopying, recording, broadcasting or otherwise now known or herein after developed without the previous express consent by the copyright owner, except for reproduction in daily press and regular printed publications on sale to the public within 60 days of the event related to those data/results and always provided that copyright symbol appears together as follows below.

© DORNA, 2022

Official MotoGP Timing by TISSOT
www.motogp.com



Cheste, Saturday, November 05, 2022



4005 m.

GRAN PREMIO MOTUL DE LA COMUNITAT VALENCIANA

Qualifying Nr. 2

Chronological Analysis of Performances

22

* Lap / Sector time cancelled

T1 Time from finish line to 1st intermediate

T3 Time from 2nd intermed. to 3rd intermed.

P Crossing the finish line in pit lane

T2 Time from 1st intermed. to 2nd intermed.

T4 Time from 3rd intermediate to finish line

**Tyre data subject to further updates

Lap	Lap Time	T1	T2	T3	T4	Speed	Lap	Lap Time	T1	T2	T3	T4	Speed	
1st	89	Jorge MARTIN DUCATI SPA						7	1'30.230	20.352	24.260	21.354	24.264	325.8
		Prima Pramac Racing												
		Runs=1		Total laps=7		Full laps=4								
Run #	1	Front Tyre	Slick-Hard	Rear Tyre	Slick-Soft		Run #	1	Front Tyre	Slick-Hard	Rear Tyre	Slick-Soft		
		New Tyre		New Tyre					New Tyre		New Tyre			
1	2'14.759	20.183	26.076	22.106	25.150		1	2'31.002	21.919	26.028	22.128	24.629		
2	1'29.621	20.111	24.138	21.393	23.979	325.8	2	1'30.493	20.370	24.348	21.518	24.257	322.8	
3	1'35.724 P	22.210	24.851*	21.899	26.764	327.4	3	1'30.254	20.372	24.266	21.441	24.175	322.8	
Run #	2	Front Tyre	Slick-Hard	Rear Tyre	Slick-Soft		Run #	2	Front Tyre	Slick-Hard	Rear Tyre	Slick-Soft		
		3 Laps at start		New Tyre					5 Laps at start		New Tyre			
4	5'45.506	20.328	24.535	21.916	25.231		4	1'30.135	20.268	24.170	21.463	24.234	322.8	
5	1'29.731	20.045	24.124	21.469	24.093	327.4	5	1'35.975 P	22.442	24.912	21.904	26.717	322.8	
6	1'46.690	25.296	24.720	21.676	34.998	328.9								
7	1'29.955	20.152	24.185	21.427	24.191	328.9								
2nd	93	Marc MARQUEZ HONDA SPA												
		Repsol Honda Team												
		Runs=1		Total laps=9		Full laps=6								
Run #	1	Front Tyre	Slick-Hard	Rear Tyre	Slick-Soft		Run #	1	Front Tyre	Slick-Hard	Rear Tyre	Slick-Soft		
		New Tyre		New Tyre					New Tyre		New Tyre			
1	1'52.221	22.907	25.749	22.356	24.660		6	3'14.621	20.325	24.668	21.526	24.316		
2	1'30.805	20.302	24.511	21.677	24.315	321.3	7	1'30.027	20.304	24.174	21.381	24.168	322.8	
3	1'30.416	20.347	24.302	21.525	24.242	322.8	8	1'29.900	20.203	24.144	21.380	24.173	324.3	
4	1'30.293	20.214	24.275	21.591	24.213	321.3	9	1'54.888	34.155	30.835	24.711	25.187	324.3	
5	1'39.134 P	21.763	25.963	22.606	28.802	322.8								
Run #	2	Front Tyre	Slick-Hard	Rear Tyre	Slick-Soft		Run #	2	Front Tyre	Slick-Hard	Rear Tyre	Slick-Soft		
		5 Laps at start		New Tyre					3 Laps at start		New Tyre			
6	3'03.357	19.945	24.697	21.736	24.217		4	5'26.937	20.299	25.139	21.914	24.403		
7	1'29.826	20.258	24.120	21.354	24.094	325.8	5	1'31.684	20.176	24.512	22.200	24.796	328.9	
8	1'45.126	26.263	30.305	24.097	24.461	325.8	6	1'42.779	20.291	24.439	21.506	36.543	324.3	
9	1'37.912	20.522	27.602	24.616	25.172	325.8	7	1'30.335	20.302	24.275	21.526	24.232	327.4	
3rd	43	Jack MILLER DUCATI AUS												
		Ducati Lenovo Team												
		Runs=1		Total laps=7		Full laps=4								
Run #	1	Front Tyre	Slick-Hard	Rear Tyre	Slick-Soft		Run #	1	Front Tyre	Slick-Hard	Rear Tyre	Slick-Soft		
		New Tyre		New Tyre					New Tyre		New Tyre			
1	2'32.293	21.164	37.130	22.612	24.346		1	1'38.793	21.387	25.349	22.176	24.457		
2	1'29.834	20.261	24.094	21.347	24.132	325.8	2	1'39.194 P	21.953	25.335	22.641	29.265	325.8	
3	1'30.182	20.382	24.054	21.409	24.337	327.4								
4	1'38.111 P	20.857	25.781	22.665	28.808	327.4								
Run #	2	Front Tyre	Slick-Hard	Rear Tyre	Slick-Soft		Run #	2	Front Tyre	Slick-Hard	Rear Tyre	Slick-Soft		
		4 Laps at start		New Tyre					New Tyre		New Tyre			
5	4'43.499	23.265	29.432	21.870	24.157		3	4'36.461	22.850	24.713	21.819	24.131		
6	1'55.488	39.435	29.080	22.470	24.503	328.9	4	1'29.955	20.235	24.134	21.506	24.080	322.8	
							5	1'30.029	20.166	24.204	21.481	24.178	324.3	
4th	20	Fabio QUARTARARO YAMAHA FRA												
		Monster Energy Yamaha MotoGP												
		Runs=1		Total laps=9		Full laps=6								
Run #	1	Front Tyre	Slick-Hard	Rear Tyre	Slick-Soft		Run #	1	Front Tyre	Slick-Hard	Rear Tyre	Slick-Soft		
		New Tyre		New Tyre					New Tyre		New Tyre			
1	2'31.002	21.919	26.028	22.128	24.629		1	2'31.002	21.919	26.028	22.128	24.629		
2	1'30.493	20.370	24.348	21.518	24.257	322.8	2	1'30.493	20.370	24.348	21.518	24.257	322.8	
3	1'30.254	20.372	24.266	21.441	24.175	322.8	3	1'30.254	20.372	24.266	21.441	24.175	322.8	
4	1'30.135	20.268	24.170	21.463	24.234	322.8	4	1'30.135	20.268	24.170	21.463	24.234	322.8	
5	1'35.975 P	22.442	24.912	21.904	26.717	322.8	5	1'35.975 P	22.442	24.912	21.904	26.717	322.8	
Run #	2	Front Tyre	Slick-Hard	Rear Tyre	Slick-Soft		Run #	2	Front Tyre	Slick-Hard	Rear Tyre	Slick-Soft		
		5 Laps at start		New Tyre					3 Laps at start		New Tyre			
6	3'14.621	20.325	24.668	21.526	24.316		6	3'14.621	20.325	24.668	21.526	24.316		
7	1'30.027	20.304	24.174	21.381	24.168	322.8	7	1'30.027	20.304	24.174	21.381	24.168	322.8	
8	1'29.900	20.203	24.144	21.380	24.173	324.3	8	1'29.900	20.203	24.144	21.380	24.173	324.3	
9	1'54.888	34.155	30.835	24.711	25.187	324.3	9	1'54.888	34.155	30.835	24.711	25.187	324.3	
5th	42	Alex RINS SUZUKI SPA												
		Team SUZUKI ECSTAR												
		Runs=1		Total laps=7		Full laps=4								
Run #	1	Front Tyre	Slick-Soft	Rear Tyre	Slick-Medium		Run #	1	Front Tyre	Slick-Soft	Rear Tyre	Slick-Medium		
		New Tyre		New Tyre					New Tyre		New Tyre			
1	2'13.630	20.959	26.603	22.098	24.586		1	2'13.630	20.959	26.603	22.098	24.586		
2	1'29.940	20.197	24.296	21.396	24.051	324.3	2	1'29.940	20.197	24.296	21.396	24.051	324.3	
3	1'57.770 P	33.113	31.587	22.973	30.097	327.4	3	1'57.770 P	33.113	31.587	22.973	30.097	327.4	
Run #	2	Front Tyre	Slick-Soft	Rear Tyre	Slick-Soft		Run #	2	Front Tyre	Slick-Soft	Rear Tyre	Slick-Soft		
		3 Laps at start		New Tyre					3 Laps at start		New Tyre			
4	5'26.937	20.299	25.139	21.914	24.403		4	5'26.937	20.299	25.139	21.914	24.403		
5	1'31.684	20.176	24.512	22.200	24.796	328.9	5	1'31.684	20.176	24.512	22.200	24.796	328.9	
6	1'42.779	20.291	24.439	21.506	36.543	324.3	6	1'42.779	20.291	24.439	21.506	36.543	324.3	
7	1'30.335	20.302	24.275	21.526	24.232	327.4	7	1'30.335	20.302	24.275	21.526	24.232	327.4	
6th	12	Maverick VIÑALES APRILIA SPA												
		Aprilia Racing												
		Runs=1		Total laps=8		Full laps=5								
Run #	1	Front Tyre	Slick-Hard	Rear Tyre	Slick-Soft		Run #	1	Front Tyre	Slick-Hard	Rear Tyre	Slick-Soft		
		8 Laps at start		4 Laps at start					8 Laps at start		4 Laps at start			
1	1'38.793	21.387	25.349	22.176	24.457		1	1'38.793	21.387	25.349	22.176	24.457		
2	1'39.194 P	21.953	25.335	22.641	29.265	325.8	2	1'39.194 P	21.953	25.335	22.641	29.265	325.8	
Run #	2	Front Tyre	Slick-Hard	Rear Tyre	Slick-Soft		Run #	2	Front Tyre	Slick-Hard	Rear Tyre	Slick-Soft		
		New Tyre		New Tyre					New Tyre		New Tyre			
3	4'36.461	22.850	24.713	21.819	24.131		3	4'36.461	22.850	24.713	21.819	24.131		
4	1'29.955	20.235	24.134	21.506	24.080	322.8	4	1'29.955	20.235	24.134	21.506	24.080	322.8	
5	1'30.029	20.166	24.204	21.481	24.178	324.3	5	1'30.029	20.166	24.204	21.481	24.178	324.3	

Fastest Lap: Jorge MARTIN Prima Pramac Racing SPA **1'29.621** 20.111 24.138 21.393 23.979

These data/results cannot be reproduced, stored and/or transmitted in whole or in part by any manner of electronic, mechanical, photocopying, recording, broadcasting or otherwise now known or herein after developed without the previous express consent by the copyright owner, except for reproduction in daily press and regular printed publications on sale to the public within 60 days of the event related to those data/results and always provided that copyright symbol appears together as follows below.
© DORNA, 2022



Qualifying Nr. 2

MotoGP

Lap	Lap Time	T1	T2	T3	T4	Speed	Lap	Lap Time	T1	T2	T3	T4	Speed
6	1'46.998	24.163	25.697	32.219	24.919	324.3	2	1'31.572	20.620	24.814	21.676	24.462	322.8
7	2'16.145	29.235	27.426	44.598	34.886	325.8	3	1'30.271	20.329	24.302	21.505	24.135	322.8
8	1'41.013	25.130	26.859	23.110	25.914	319.8	4	1'38.379 P	21.834	25.523	22.465	28.557	324.3

7th 33 Brad BINDER KTM RSA
Red Bull KTM Factory Racing

Runs=1 Total laps=8 Full laps=5

Run #	1	Front Tyre	Slick-Hard	Rear Tyre	Slick-Soft
		New Tyre		New Tyre	
1	2'04.831	23.430	26.391	22.557	24.696
2	1'31.045	20.335	24.659	21.784	24.267 325.8
3	1'30.754	20.338	24.450	21.810	24.156 324.3
4	1'38.850 P	21.957	25.007	22.543	29.343 327.4

Run #	2	Front Tyre	Slick-Hard	Rear Tyre	Slick-Soft
		New Tyre		New Tyre	
5	4'34.822	21.345	25.118	21.749	24.192
6	1'30.039	20.109	24.273	21.461	24.196 325.8
7	1'30.133	20.247	24.192	21.515	24.179 327.4
8	1'30.162	20.111	24.269	21.653	24.129 324.3

8th 63 Francesco BAGNAIA DUCATI ITA
Ducati Lenovo Team

Runs=1 Total laps=8 Full laps=5

Run #	1	Front Tyre	Slick-Hard	Rear Tyre	Slick-Soft
		New Tyre		New Tyre	
1	2'12.224	21.654	25.710	22.180	24.579
2	1'30.766	20.470	24.401	21.581	24.314 325.8
3	1'35.722 P	21.265	25.077	21.973	27.407 325.8

Run #	2	Front Tyre	Slick-Hard	Rear Tyre	Slick-Soft
		3 Laps at start		New Tyre	
4	4'28.406	21.866	25.297	21.906	24.346
5	1'30.255	20.378	24.254	21.436	24.187 327.4
6	1'30.049	20.239	24.192	21.453	24.165 328.9
7	2'07.789	20.321	24.240	49.403	33.825 330.5
8	1'42.004	26.209	26.387	23.234	26.174 327.4

9th 5 Johann ZARCO DUCATI FRA
Prima Pramac Racing

Runs=2 Total laps=7 Full laps=3

Run #	1	Front Tyre	Slick-Hard	Rear Tyre	Slick-Soft
		2 Laps at start		New Tyre	
1	2'42.026	20.742	25.516	22.019	24.649
2	1'30.735	20.556	24.397	21.510	24.272 321.3
3	1'30.446	20.398	24.353	21.494	24.201 321.3
4	1'41.115 P	23.398	26.557	23.339	27.821 322.8

Run #	2	Front Tyre	Slick-Hard	Rear Tyre	Slick-Soft
		6 Laps at start		New Tyre	
5	3'50.431	20.630	24.957	21.840	24.353
6	1'30.102	20.220	24.303	21.365	24.214 324.3
7	4'08.325 P	20.257	23'37.316	35.408	35.344 325.8

10th 41 Aleix ESPARGARO APRILIA SPA
Aprilia Racing

Runs=1 Total laps=9 Full laps=5

Run #	1	Front Tyre	Slick-Hard	Rear Tyre	Slick-Soft
		New Tyre		New Tyre	
1	1'38.132	23.168	25.814	22.313	24.789

Run # 2 Front Tyre Slick-Hard Rear Tyre Slick-Soft
4 Laps at start New Tyre

5	3'47.391	21.057	25.053	21.928	24.376
6	1'30.258	20.296	24.272	21.456	24.234 322.8
7	1'30.124	20.252	24.275	21.379	24.218 324.3
8	1'47.473 *	20.306	27.726*	27.056	32.385 324.3
9	1'31.654	20.378	24.285	22.208	24.783 325.8

11th 10 Luca MARINI DUCATI ITA
Mooney VR46 Racing Team

Runs=1 Total laps=8 Full laps=5

Run #	1	Front Tyre	Slick-Medium	Rear Tyre	Slick-Soft
		New Tyre		New Tyre	
1	2'43.488	20.673	25.439	21.943	24.640
2	1'30.804	20.492	24.449	21.560	24.303 322.8
3	1'30.379	20.402	24.313	21.529	24.135 324.3
4	1'37.499 P	20.419	25.825	23.278	27.977 325.8

Run # 2 Front Tyre Slick-Medium Rear Tyre Slick-Soft
4 Laps at start New Tyre

5	3'59.771	24.199	27.225	22.067	24.412
6	1'30.143	20.221	24.285	21.412	24.225 324.3
7	1'34.107	22.101	25.475	22.037	24.494 327.4
8	1'30.285	20.306	24.286	21.455	24.238 325.8

12th 36 Joan MIR SUZUKI SPA
Team SUZUKI ECSTAR

Runs=1 Total laps=9 Full laps=5

Run #	1	Front Tyre	Slick-Soft	Rear Tyre	Slick-Soft
		New Tyre		New Tyre	
1	1'35.573	22.211	25.442	22.058	24.468
2	1'30.636	20.358	24.445	21.535	24.298 322.8
3	1'32.929 *	21.167	25.060	22.115	24.587* 321.3
4	1'30.241	20.358	24.277	21.458	24.148 322.8
5	1'36.691 P	21.111	25.640	22.437	27.503 324.3

Run # 2 Front Tyre Slick-Medium Rear Tyre Slick-Soft
New Tyre New Tyre

6	3'18.220	21.559	25.052	21.735	24.254
7	1'30.263	20.245	24.354	21.510	24.154 324.3
8	1'30.250	20.332	24.281	21.484	24.153 322.8
9	1'30.421	20.318	24.271	21.514	24.318 325.8

Fastest Lap: Jorge MARTIN Prima Pramac Racing SPA **1'29.621** 20.111 24.138 21.393 23.979

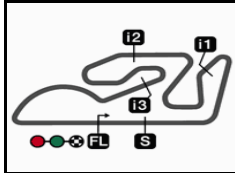
These data/results cannot be reproduced, stored and/or transmitted in whole or in part by any manner of electronic, mechanical, photocopying, recording, broadcasting or otherwise now known or herein after developed without the previous express consent by the copyright owner, except for reproduction in daily press and regular printed publications on sale to the public within 60 days of the event related to those data/results and always provided that copyright symbol appears together as follows below.
© DORNA, 2022

Official MotoGP Timing by TISSOT
www.motogp.com

Cheste, Saturday, November 05, 2022

Page 2 of 2





4005 m.

GRAN PREMIO MOTUL DE LA COMUNITAT VALENCIANA

Provisional Starting Grid

Race : 27 laps = 108.135 km

23

1	3 1'29.834 43 Jack MILLER Ducati	2 1'29.826 93 Marc MARQUEZ Honda	1 1'29.621 89 Jorge MARTIN Ducati
2	6 1'29.955 12 Maverick VIÑALES Aprilia	5 1'29.940 42 Alex RINS Suzuki	4 1'29.900 20 Fabio QUARTARARO Yamaha
3	9 1'30.102 5 Johann ZARCO Ducati	8 1'30.049 63 Francesco BAGNAIA Ducati	7 1'30.039 33 Brad BINDER KTM
4	12 1'30.241 36 Joan MIR Suzuki	11 1'30.143 10 Luca MARINI Ducati	10 1'30.124 41 Aleix ESPARGARO Aprilia
5	15 1'30.453 73 Alex MARQUEZ Honda	14 1'30.236 88 Miguel OLIVEIRA KTM	13 1'30.193 23 Enea BASTIANINI Ducati
6	18 1'30.588 72 Marco BEZZECCHI Ducati	17 1'30.548 35 Cal CRUTCHLOW Yamaha	16 1'30.504 21 Franco MORBIDELLI Yamaha
7	21 1'30.936 44 Pol ESPARGARO Honda	20 1'30.804 87 Remy GARDNER KTM	19 1'30.695 49 Fabio DI GIANNANTONIO Ducati
8	24 1'30.830 30 Takaaki NAKAGAMI Honda	23 1'31.989 40 Darryn BINDER Yamaha	22 1'31.676 25 Raul FERNANDEZ KTM

FIM MotoGP Stewards grid penalty for rider #30

The results are provisional until the end of the limit for protest and appeals and until the ratification of the Event Management Committee.

Time limit for protest expires 60' at the latest after publication of the results - Time:

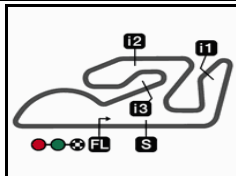
These data/results cannot be reproduced, stored and/or transmitted in whole or in part by any manner of electronic, mechanical, photocopying, recording, broadcasting or otherwise now known or herein after developed without the previous express consent by the copyright owner, except for reproduction in daily press and regular printed publications on sale to the public within 60 days of the event related to those data/results and always provided that copyright symbol appears together as follows below.

© DORNA, 2022

Official MotoGP Timing by TISSOT
www.motogp.com

Cheste, Saturday, November 05, 2022





4005 m.

GRAN PREMIO MOTUL DE LA COMUNITAT VALENCIANA

MotoGP™

BMW M Award - Best Qualifier MotoGP 2022

24

Rider	Nation	Points	QAT	INA	ARG	AME	POR	SPA	FRA	ITA	CAT	GER	NED	GBR	AUT	RSM	ARA	JPN	THA	AUS	MAL	VAL
1 BAGNAIA Francesco	ITA	293	7	10	2	16	-	25	25	11	20	25	25	11	20	20	25	4	16	16	7	8
2 MARTIN Jorge	SPA	282	25	20	20	25	3	6	7	5	10	8	16	7	13	3	8	11	20	25	25	25
3 QUARTARARO Fabio	FRA	250	5	25	10	10	11	20	13	10	16	20	20	13	11	8	10	7	13	11	4	13
4 MILLER Jack	AUS	240	13	7	5	20	13	13	20	3	5	10	10	16	16	25	20	9	9	8	2	16
5 ZARCO Johann	FRA	239	3	16	7	13	25	10	10	13	13	16	9	25	10	10	11	20	11	10	-	7
6 ESPARGARO Aleix	SPA	226	11	6	25	3	16	16	16	9	25	13	11	10	7	7	13	10	3	13	6	6
7 BASTIANINI Enea	ITA	169	20	11	3	11	-	5	11	6	2	-	-	8	25	16	16	1	10	1	20	3
8 MARQUEZ Marc	SPA	144	16	1	-	7	7	11	6	4	-	-	-	-	-	-	3	25	8	20	16	20
9 BEZZECCHI Marco	ITA	144	1	2	-	-	10	8	3	20	3	5	13	9	-	13	9	3	25	7	13	-
10 MARINI Luca	ITA	125	-	3	16	5	8	-	1	16	7	9	3	6	3	9	2	6	7	9	10	5
11 VIÑALES Maverick	SPA	116	-	-	11	2	2	4	2	-	8	7	5	20	9	11	-	13	-	4	8	10
12 RINS Alex	SPA	113	6	8	9	9	-	2	8	-	9	-	7	5	5	4	7	-	6	6	11	11
13 MIR Joan	SPA	89	8	-	8	8	20	7	9	-	-	4	2	4	8	-	-	-	-	2	5	4
14 BINDER Brad	RSA	85	9	13	4	-	4	1	-	1	1	1	6	2	4	1	6	16	4	-	3	9
15 ESPARGARO Pol	SPA	66	10	-	13	4	6	3	5	7	6	3	-	-	1	-	-	5	-	3	-	-
16 DI GIANNANTONIO Fabio	ITA	64	-	5	-	-	1	-	-	25	11	11	1	1	6	2	1	-	-	-	-	-
17 OLIVEIRA Miguel	POR	57	2	9	-	-	5	-	-	2	-	2	8	3	-	6	5	8	5	-	-	2
18 NAKAGAMI Takaaki	JPN	53	-	-	6	6	-	9	4	8	4	6	4	-	2	-	4	-	-	-	-	-
19 MORBIDELLI Franco	ITA	27	4	4	1	-	-	-	-	-	-	-	-	-	-	5	-	2	2	-	9	-
20 MARQUEZ Alex	SPA	15	-	-	-	-	9	-	-	-	-	-	-	-	-	-	-	-	-	5	-	1
21 CRUTCHLOW Cal	GBR	2	-	-	-	-	-	-	-	-	-	-	-	-	-	-	-	-	1	-	1	-
22 DOVIZIOSO Andrea	ITA	1	-	-	-	1	-	-	-	-	-	-	-	-	-	-	-	-	-	-	-	-

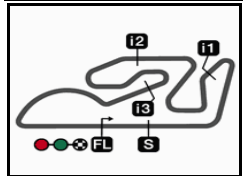
These data/results cannot be reproduced, stored and/or transmitted in whole or in part by any manner of electronic, mechanical, photocopying, recording, broadcasting or otherwise now known or herein after developed without the previous express consent by the copyright owner, except for reproduction in daily press and regular printed publications on sale to the public within 60 days of the event related to those data/results and always provided that copyright symbol appears together as follows below.
© DORNA, 2022

Official MotoGP Timing by 
www.motogp.com

BMW M. 



Cheste, Saturday, November 05, 2022



4005 m.

GRAN PREMIO MOTUL DE LA COMUNITAT VALENCIANA

After the Qualifying Nr. 2

Event Best Maximum Speed

MotoGP™



Rider	Nation	Team	Motorcycle	Km/h	
89 Jorge MARTIN	SPA	Prima Pramac Racing	DUCATI	332.1	Free Practice Nr. 3
23 Enea BASTIANINI	ITA	Gresini Racing MotoGP	DUCATI	332.1	Free Practice Nr. 3
33 Brad BINDER	RSA	Red Bull KTM Factory Racing	KTM	332.1	Free Practice Nr. 3
10 Luca MARINI	ITA	Mooney VR46 Racing Team	DUCATI	332.1	Free Practice Nr. 3
63 Francesco BAGNAIA	ITA	Ducati Lenovo Team	DUCATI	332.1	Free Practice Nr. 3
5 Johann ZARCO	FRA	Prima Pramac Racing	DUCATI	332.1	Free Practice Nr. 3
43 Jack MILLER	AUS	Ducati Lenovo Team	DUCATI	332.1	Free Practice Nr. 4
42 Alex RINS	SPA	Team SUZUKI ECSTAR	SUZUKI	330.5	Qualifying Nr. 1
36 Joan MIR	SPA	Team SUZUKI ECSTAR	SUZUKI	330.5	Free Practice Nr. 1
41 Aleix ESPARGARO	SPA	Aprilia Racing	APRILIA	330.5	Free Practice Nr. 3
44 Poi ESPARGARO	SPA	Repsol Honda Team	HONDA	328.9	Free Practice Nr. 4
93 Marc MARQUEZ	SPA	Repsol Honda Team	HONDA	328.9	Free Practice Nr. 3
72 Marco BEZZECCHI	ITA	Mooney VR46 Racing Team	DUCATI	328.9	Free Practice Nr. 3
12 Maverick VIÑALES	SPA	Aprilia Racing	APRILIA	328.9	Free Practice Nr. 1
49 Fabio DI GIANNANTONIO	ITA	Gresini Racing MotoGP	DUCATI	327.4	Qualifying Nr. 1
40 Darryn BINDER	RSA	WithU Yamaha RNF MotoGP Tea	YAMAHA	327.4	Free Practice Nr. 2
73 Alex MARQUEZ	SPA	LCR Honda CASTROL	HONDA	325.8	Free Practice Nr. 3
35 Cal CRUTCHLOW	GBR	WithU Yamaha RNF MotoGP Tea	YAMAHA	325.8	Free Practice Nr. 4
30 Takaaki NAKAGAMI	JPN	LCR Honda IDEMITSU	HONDA	325.8	Free Practice Nr. 3
25 Raul FERNANDEZ	SPA	Tech3 KTM Factory Racing	KTM	325.8	Free Practice Nr. 3
88 Miguel OLIVEIRA	POR	Red Bull KTM Factory Racing	KTM	325.8	Free Practice Nr. 3
21 Franco MORBIDELLI	ITA	Monster Energy Yamaha MotoGP	YAMAHA	325.8	Free Practice Nr. 3
20 Fabio QUARTARARO	FRA	Monster Energy Yamaha MotoGP	YAMAHA	325.8	Free Practice Nr. 3
87 Remy GARDNER	AUS	Tech3 KTM Factory Racing	KTM	324.3	Free Practice Nr. 3

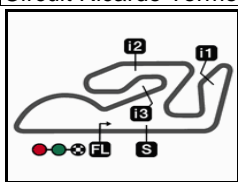
These data/results cannot be reproduced, stored and/or transmitted in whole or in part by any manner of electronic, mechanical, photocopying, recording, broadcasting or otherwise now known or herein after developed without the previous express consent by the copyright owner, except for reproduction in daily press and regular printed publications on sale to the public within 60 days of the event related to those data/results and always provided that copyright symbol appears together as follows below.

© DORNA, 2022

Official MotoGP Timing by TISSOT
www.motogp.com

Cheste, Saturday, November 05, 2022





4005 m.

GRAN PREMIO MOTUL DE LA COMUNITAT VALENCIANA

Qualifying Nr. 2

Best Partial Times

MotoGP™

IT Ideal Lap Time, sum of the best partial times

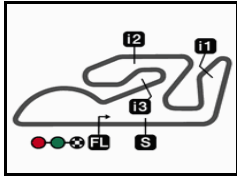
BT Best Lap Time

T1		T2		T3		T4				IT	BT	
Pos	Rider	Time	Rider	Time	Rider	Time	Rider	Time	Pos	Rider	IT	BT
1	J.MARTIN	20.045	J.MILLER	24.054	J.MILLER	21.347	J.MARTIN	23.979	1	J.MARTIN	1'29.541	1'29.621 (1)
2	B.BINDER	20.109	M.MARQUEZ	24.120	M.MARQUEZ	21.354	A.RINS	24.051	2	M.MARQUEZ	1'29.782	1'29.826 (2)
3	M.VIÑALES	20.166	J.MARTIN	24.124	J.ZARCO	21.365	M.VIÑALES	24.080	3	J.MILLER	1'29.794	1'29.834 (3)
4	A.RINS	20.176	M.VIÑALES	24.134	A.ESPARGARO	21.379	M.MARQUEZ	24.094	4	M.VIÑALES	1'29.861	1'29.955 (6)
5	F.QUARTARARO	20.203	F.QUARTARARO	24.144	F.QUARTARARO	21.380	B.BINDER	24.129	5	B.BINDER	1'29.891	1'30.039 (7)
6	M.MARQUEZ	20.214	B.BINDER	24.192	J.MARTIN	21.393	J.MILLER	24.132	6	F.QUARTARAR	1'29.895	1'29.900 (4)
7	J.ZARCO	20.220	F.BAGNAIA	24.192	A.RINS	21.396	L.MARINI	24.135	7	A.RINS	1'29.898	1'29.940 (5)
8	L.MARINI	20.221	J.MIR	24.271	L.MARINI	21.412	A.ESPARGARO	24.135	8	F.BAGNAIA	1'30.032	1'30.049 (8)
9	F.BAGNAIA	20.239	A.ESPARGARO	24.272	F.BAGNAIA	21.436	J.MIR	24.148	9	A.ESPARGAR	1'30.038	1'30.124 (10)
10	J.MIR	20.245	A.RINS	24.275	J.MIR	21.458	F.BAGNAIA	24.165	10	L.MARINI	1'30.053	1'30.143 (11)
11	A.ESPARGARO	20.252	L.MARINI	24.285	B.BINDER	21.461	F.QUARTARARO	24.168	11	J.ZARCO	1'30.089	1'30.102 (9)
12	J.MILLER	20.261	J.ZARCO	24.303	M.VIÑALES	21.481	J.ZARCO	24.201	12	J.MIR	1'30.122	1'30.241 (12)

These data/results cannot be reproduced, stored and/or transmitted in whole or in part by any manner of electronic, mechanical, photocopying, recording, broadcasting or otherwise now known or herein after developed without the previous express consent by the copyright owner, except for reproduction in daily press and regular printed publications on sale to the public within 60 days of the event related to those data/results and always provided that copyright symbol appears together as follows below.
© DORNA, 2022


Official MotoGP Timing by TISSOT
www.motogp.com





4005 m.

GRAN PREMIO MOTUL DE LA COMUNITAT VALENCIANA**Qualifying Nr. 2****Fastest Laps Sequence**

<i>Practice Time</i>	 <i>Rider</i>	<i>Nation</i>	<i>Motorcycle</i>	<i>Time</i>	<i>Km/h</i>	<i>Rider's Lap</i>
3'06.209	36 Joan MIR	SPA	SUZUKI	1'30.636	159.0	2
3'43.570	42 Alex RINS	SPA	SUZUKI	1'29.940	160.3	2
3'44.380	89 Jorge MARTIN	SPA	DUCATI	1'29.621	160.8	2

These data/results cannot be reproduced, stored and/or transmitted in whole or in part by any manner of electronic, mechanical, photocopying, recording, broadcasting or otherwise now known or herein after developed without the previous express consent by the copyright owner, except for reproduction in daily press and regular printed publications on sale to the public within 60 days of the event related to those data/results and always provided that copyright symbol appears together as follows below.

© DORNA, 2022

Official MotoGP Timing by **TISSOT**
www.motogp.com

Cheste, Saturday, November 05, 2022

