

4005 m.

GRAN PREMIO MOTUL DE LA COMUNITAT VALENCIANA

Warm Up

Classification

25

	Rider	Nation	Team	Motorcycle	Time	Lap	Total	Gap	Top Speed
1	5 Johann ZARCO	FRA	Prima Pramac Racing	DUCATI	1'30.885	8	11		327.4
2	93 Marc MARQUEZ	SPA	Repsol Honda Team	HONDA	1'30.926	5	12	0.041 0.041	325.8
3	43 Jack MILLER	AUS	Ducati Lenovo Team	DUCATI	1'30.983	6	13	0.098 0.057	332.1
4	36 Joan MIR	SPA	Team SUZUKI ECSTAR	SUZUKI	1'31.097	11	13	0.212 0.114	328.9
5	10 Luca MARINI	ITA	Mooney VR46 Racing Team	DUCATI	1'31.173	9	13	0.288 0.076	327.4
6	23 Enea BASTIANINI	ITA	Gresini Racing MotoGP	DUCATI	1'31.190	9	13	0.305 0.017	333.7
7	12 Maverick VIÑALES	SPA	Aprilia Racing	APRILIA	1'31.233	8	11	0.348 0.043	328.9
8	42 Alex RINS	SPA	Team SUZUKI ECSTAR	SUZUKI	1'31.250	4	9	0.365 0.017	327.4
9	63 Francesco BAGNAIA	ITA	Ducati Lenovo Team	DUCATI	1'31.252	10	12	0.367 0.002	330.5
10	88 Miguel OLIVEIRA	POR	Red Bull KTM Factory Racing	KTM	1'31.268	6	13	0.383 0.016	327.4
11	20 Fabio QUARTARARO	FRA	Monster Energy Yamaha MotoGP	YAMAHA	1'31.270	6	11	0.385 0.002	324.3
12	89 Jorge MARTIN	SPA	Prima Pramac Racing	DUCATI	1'31.293	10	11	0.408 0.023	330.5
13	30 Takaaki NAKAGAMI	JPN	LCR Honda IDEMITSU	HONDA	1'31.458	7	12	0.573 0.165	324.3
14	44 Po ESPARGARO	SPA	Repsol Honda Team	HONDA	1'31.467	11	11	0.582 0.009	322.8
15	33 Brad BINDER	RSA	Red Bull KTM Factory Racing	KTM	1'31.473	11	11	0.588 0.006	327.4
16	73 Alex MARQUEZ	SPA	LCR Honda CASTROL	HONDA	1'31.502	5	12	0.617 0.029	322.8
17	21 Franco MORBIDELLI	ITA	Monster Energy Yamaha MotoGP	YAMAHA	1'31.512	10	12	0.627 0.010	319.8
18	72 Marco BEZZECCHI	ITA	Mooney VR46 Racing Team	DUCATI	1'31.570	9	11	0.685 0.058	325.8
19	87 Remy GARDNER	AUS	Tech3 KTM Factory Racing	KTM	1'31.592	13	13	0.707 0.022	319.8
20	41 Aleix ESPARGARO	SPA	Aprilia Racing	APRILIA	1'31.694	6	10	0.809 0.102	327.4
21	49 Fabio DI GIANNANTONIO	ITA	Gresini Racing MotoGP	DUCATI	1'31.755	8	13	0.870 0.061	325.8
22	35 Cal CRUTCHLOW	GBR	WithU Yamaha RNF MotoGP Tea	YAMAHA	1'31.994	10	12	1.109 0.239	321.3
23	25 Raul FERNANDEZ	SPA	Tech3 KTM Factory Racing	KTM	1'32.144	6	8	1.259 0.150	321.3
24	40 Darryn BINDER	RSA	WithU Yamaha RNF MotoGP Tea	YAMAHA	1'33.322	8	11	2.437 1.178	324.3

Practice condition: Dry

Air: 13°

Humidity: 54%

Ground: 12°

Fastest Lap:	Lap: 8	Johann ZARCO	1'30.885	158.6 Km/h
Best Race Lap:	2021	Francesco BAGNAIA	1'31.042	158.3 Km/h
All Time Lap Record:	2016	Jorge LORENZO	1'29.401	161.2 Km/h

The results are provisional until the end of the limit for protest and appeals.

Time limit for protest expires 30' after publication of the results - Time:

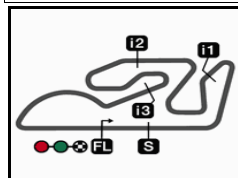
These data/results cannot be reproduced, stored and/or transmitted in whole or in part by any manner of electronic, mechanical, photocopying, recording, broadcasting or otherwise now known or herein after developed without the previous express consent by the copyright owner, except for reproduction in daily press and regular printed publications on sale to the public within 60 days of the event related to those data/results and always provided that copyright symbol appears together as follows below.

© DORNA, 2022

Official MotoGP Timing by TISSOT
www.motogp.com

Chestre, Sunday, November 06, 2022





4005 m.

GRAN PREMIO MOTUL DE LA COMUNITAT VALENCIANA

Warm Up

Top Speed & Average

26



Rider	Nation	Motorcycle	Top 5 speeds					Average	Top
23 Enea BASTIANINI	ITA	DUCATI	333.7	332.1	332.1	330.5	330.5	331.3	333.7
43 Jack MILLER	AUS	DUCATI	332.1	332.1	332.1	330.5	330.5	331.5	332.1
63 Francesco BAGNAIA	ITA	DUCATI	330.5	328.9	328.9	328.9	327.4	328.2	330.5
89 Jorge MARTIN	SPA	DUCATI	330.5	330.5	328.9	328.9	327.4	328.9	330.5
12 Maverick VIÑALES	SPA	APRILIA	328.9	327.4	325.8	324.3	324.3	325.6	328.9
36 Joan MIR	SPA	SUZUKI	328.9	327.4	325.8	325.8	322.8	325.6	328.9
5 Johann ZARCO	FRA	DUCATI	327.4	325.8	325.8	325.8	325.8	326.1	327.4
10 Luca MARINI	ITA	DUCATI	327.4	327.4	327.4	327.4	327.4	327.4	327.4
33 Brad BINDER	RSA	KTM	327.4	325.8	325.8	325.8	325.8	326.1	327.4
41 Aleix ESPARGARO	SPA	APRILIA	327.4	325.8	324.3	324.3	324.3	325.1	327.4
42 Alex RINS	SPA	SUZUKI	327.4	327.4	324.3	324.3	324.3	325.5	327.4
88 Miguel OLIVEIRA	POR	KTM	327.4	325.8	325.8	324.3	322.8	324.3	327.4
49 Fabio DI GIANNANTONIO	ITA	DUCATI	325.8	324.3	324.3	324.3	322.8	323.7	325.8
72 Marco BEZZECCHI	ITA	DUCATI	325.8	325.8	324.3	322.8	322.8	324.3	325.8
93 Marc MARQUEZ	SPA	HONDA	325.8	322.8	322.8	322.8	321.3	322.3	325.8
20 Fabio QUARTARARO	FRA	YAMAHA	324.3	322.8	322.8	322.8	322.8	323.0	324.3
30 Takaaki NAKAGAMI	JPN	HONDA	324.3	321.3	321.3	321.3	321.3	321.8	324.3
40 Darryn BINDER	RSA	YAMAHA	324.3	324.3	324.3	322.8	322.8	323.6	324.3
44 Pol ESPARGARO	SPA	HONDA	322.8	322.8	322.8	322.8	321.3	322.1	322.8
73 Alex MARQUEZ	SPA	HONDA	322.8	322.8	322.8	321.3	321.3	321.8	322.8
25 Raul FERNANDEZ	SPA	KTM	321.3	321.3	321.3	319.8	319.8	320.6	321.3
35 Cal CRUTCHLOW	GBR	YAMAHA	321.3	319.8	319.8	319.8	319.8	320.0	321.3
21 Franco MORBIDELLI	ITA	YAMAHA	319.8	319.8	319.8	319.8	318.3	319.1	319.8
87 Remy GARDNER	AUS	KTM	319.8	319.8	319.8	318.3	318.3	319.2	319.8

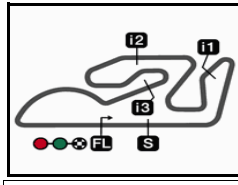
These data/results cannot be reproduced, stored and/or transmitted in whole or in part by any manner of electronic, mechanical, photocopying, recording, broadcasting or otherwise now known or herein after developed without the previous express consent by the copyright owner, except for reproduction in daily press and regular printed publications on sale to the public within 60 days of the event related to those data/results and always provided that copyright symbol appears together as follows below.

© DORNA, 2022

Official MotoGP Timing by TISSOT
www.motogp.com



Cheste, Sunday, November 06, 2022



4005 m.

GRAN PREMIO MOTUL DE LA COMUNITAT VALENCIANA

Warm Up

Chronological Analysis of Performances

27

* Lap / Sector time cancelled

T1 Time from finish line to 1st intermediate

T3 Time from 2nd intermed. to 3rd intermed.

P Crossing the finish line in pit lane

T2 Time from 1st intermed. to 2nd intermed.

T4 Time from 3rd intermediate to finish line

**Tyre data subject to further updates

Lap	Lap Time	T1	T2	T3	T4	Speed	Lap	Lap Time	T1	T2	T3	T4	Speed	
1st	5	Johann ZARCO DUCATI FRA						2	1'32.660	20.951	25.097	21.999	24.613	327.4
		Prima Pramac Racing						3	1'31.376	20.477	24.673	21.775	24.451	330.5
							4	1'31.265	20.541	24.590	21.708	24.426	332.1	
							5	1'31.254	20.678	24.474	21.625	24.477	332.1	
							6	1'30.983	20.416	24.498	21.622	24.447	330.5	
							7	1'42.917 P	22.968	28.133	22.789	29.027	332.1	
<i>Run #</i>	<i>1</i>	<i>Front Tyre</i>	<i>Slick-Soft</i>	<i>Rear Tyre</i>	<i>Slick-Soft</i>		<i>Run #</i>	<i>2</i>	<i>Front Tyre</i>	<i>Slick-Soft</i>	<i>Rear Tyre</i>	<i>Slick-Soft</i>		
			New Tyre		4 Laps at start					New Tyre		3 Laps at start		
1	2'02.115	21.631	27.127	23.515	25.130		8	2'09.904	23.048	25.941	22.589	25.069		
2	1'32.750	20.922	25.210	22.069	24.549	322.8	9	1'32.179	20.709	24.968	21.881	24.621	324.3	
3	1'34.843 P	20.611	24.817	22.023	27.392	324.3	10	1'31.179	20.418	24.552	21.744	24.465	327.4	
<i>Run #</i>	<i>2</i>	<i>Front Tyre</i>	<i>Slick-Soft</i>	<i>Rear Tyre</i>	<i>Slick-Soft</i>		11	1'31.059	20.418	24.483	21.686	24.472	327.4	
			3 Laps at start		4 Laps at start		12	1'31.244	20.514	24.496	21.725	24.509	327.4	
4	4'40.446	21.364	25.924	22.465	25.029		13	1'31.225	20.491	24.479	21.728	24.527	327.4	
5	1'31.884	20.627	24.782	22.086	24.389	321.3								
6	1'31.131	20.431	24.588	21.740	24.372	324.3								
7	1'31.148	20.413	24.462	21.761	24.512	325.8								
8	1'30.885	20.397	24.454	21.679	24.355	325.8								
9	1'31.560	20.506	24.603	21.921	24.530	325.8								
10	1'31.499	20.555	24.483	22.026	24.435	325.8								
11	1'31.989	20.684	24.833	22.033	24.439	327.4								
2nd	93	Marc MARQUEZ HONDA SPA						4th	36	Joan MIR SUZUKI SPA				
		Repsol Honda Team								Team SUZUKI ECSTAR				
<i>Run #</i>	<i>1</i>	<i>Front Tyre</i>	<i>Slick-Soft</i>	<i>Rear Tyre</i>	<i>Slick-Medium</i>		<i>Run #</i>	<i>1</i>	<i>Front Tyre</i>	<i>Slick-Soft</i>	<i>Rear Tyre</i>	<i>Slick-Soft</i>		
			New Tyre		New Tyre							5 Laps at start	4 Laps at start	
1	1'42.361	23.671	27.016	23.239	25.281		1	1'44.111	22.239	26.618	22.966	25.161		
2	1'32.604	20.994	24.971	22.054	24.585	321.3	2	1'33.054	21.030	25.210	22.142	24.672	321.3	
3	1'34.149	21.413	25.910	22.242	24.584	312.5	3	1'32.113	20.627	24.890	22.024	24.572	328.9	
4	1'31.397	20.595	24.624	21.732	24.446	321.3	4	1'31.387	20.664	24.542	21.753	24.428	327.4	
5	1'30.926	20.377	24.439	21.726	24.384	322.8	5	1'39.613 P	21.718	25.841	22.834	29.220	325.8	
6	1'37.651 P	20.976	25.551	22.641	28.483	325.8	<i>Run #</i>	<i>2</i>	<i>Front Tyre</i>	<i>Slick-Soft</i>	<i>Rear Tyre</i>	<i>Slick-Soft</i>		
<i>Run #</i>	<i>2</i>	<i>Front Tyre</i>	<i>Slick-Soft</i>	<i>Rear Tyre</i>	<i>Slick-Medium</i>							5 Laps at start	5 Laps at start	
			6 Laps at start		6 Laps at start		6	2'27.630	22.595	25.947	22.567	25.051		
7	3'35.801	24.387	27.307	23.891	25.526		7	1'32.543	20.826	25.046	22.037	24.634	321.3	
8	1'36.236	20.808	25.904	24.312	25.212	321.3	8	1'31.624	20.564	24.728	21.805	24.527	321.3	
9	1'34.084	20.495	24.715	23.018	25.856	322.8	9	1'31.117	20.449	24.579	21.686	24.403	321.3	
10	1'31.390	20.475	24.586	21.765	24.564	321.3	10	1'31.201	20.546	24.555	21.681	24.419	322.8	
11	1'30.998	20.409	24.480	21.676	24.433	321.3	11	1'31.097	20.483	24.476	21.732	24.406	322.8	
12	1'31.151	20.444	24.499	21.719	24.489	322.8	12	1'38.604	25.156	26.363	22.318	24.767	325.8	
							13	1'31.445	20.539	24.663	21.815	24.428	321.3	
3rd	43	Jack MILLER DUCATI AUS						5th	10	Luca MARINI DUCATI ITA				
		Ducati Lenovo Team								Mooney VR46 Racing Team				
<i>Run #</i>	<i>1</i>	<i>Front Tyre</i>	<i>Slick-Soft</i>	<i>Rear Tyre</i>	<i>Slick-Soft</i>		<i>Run #</i>	<i>1</i>	<i>Front Tyre</i>	<i>Slick-Medium</i>	<i>Rear Tyre</i>	<i>Slick-Soft</i>		
			9 Laps at start		4 Laps at start							10 Laps at start	4 Laps at start	
1	2'17.393	21.671	26.439	22.980	25.108		1	1'55.258	22.156	27.359	23.526	25.493		
							2	1'34.720	21.512	25.949	22.361	24.898	322.8	
							3	1'36.276 P	21.050	25.146	22.214	27.866	324.3	
Fastest Lap:	Johann ZARCO	Prima Pramac Racing	FRA	1'30.885	20.397	24.454	21.679	24.355						

These data/results cannot be reproduced, stored and/or transmitted in whole or in part by any manner of electronic, mechanical, photocopying, recording, broadcasting or otherwise now known or herein after developed without the previous express consent by the copyright owner, except for reproduction in daily press and regular printed publications on sale to the public within 60 days of the event related to those data/results and always provided that copyright symbol appears together as follows below.
© DORNA, 2022



Warm Up

MotoGP

Lap	Lap Time	T1	T2	T3	T4	Speed	Lap	Lap Time	T1	T2	T3	T4	Speed
Run # 2	Front Tyre	Slick-Soft	Rear Tyre	Slick-Soft									
		New Tyre		4 Laps at start									
4	2'08.302	22.227	28.009	23.020	25.193		1	5'25.724	27.210	30.766	22.867	25.204	
5	1'32.495	20.845	25.056	22.070	24.524	325.8	2	1'32.741	20.758	25.230	22.018	24.735	324.3
6	1'31.763	20.564	24.775	21.971	24.453	325.8	3	1'31.392	20.514	24.697	21.695	24.486	324.3
7	1'31.393	20.520	24.662	21.770	24.441	327.4	4	1'31.250	20.504	24.619	21.684	24.443	322.8
8	1'31.279	20.456	24.591	21.743	24.489	327.4	5	1'33.362	20.627	25.263	22.612	24.860	327.4
9	1'31.173	20.393	24.617	21.726	24.437	327.4	6	1'32.927	20.625	25.096	22.337	24.869	322.8
10	1'37.197	20.499	24.691	21.777	30.230	327.4	7	1'31.466	20.498	24.699	21.779	24.490	327.4
11	1'31.639	20.583	24.608	21.885	24.563	327.4	8	1'42.964 P	20.890	25.685	26.186	30.203	324.3
12	1'31.422	20.488	24.670	21.759	24.505	325.8	Run # 2	Front Tyre	Slick-Soft	Rear Tyre	Slick-Soft		
13	1'40.539	25.703	26.546	22.917	25.373	325.8			8 Laps at start		4 Laps at start		

6th **23** **Enea BASTIANINI** DUCATI ITA
Gresini Racing MotoGP

Run #	1	Front Tyre	Slick-Soft	Rear Tyre	Slick-Soft	Speed
		9 Laps at start			2 Laps at start	
1	2'30.863	22.937	26.823	23.351	25.093	
2	1'32.815	20.907	24.947	22.191	24.770	327.4
3	1'33.125	20.518	24.756	22.045	25.806	328.9
4	1'31.864	20.496	24.683	22.048	24.637	328.9
5	1'31.550	20.422	24.609	21.900	24.619	330.5
6	1'35.641	20.401	25.714	22.463	27.063	328.9
7	1'31.561	20.561	24.648	21.837	24.515	330.5
8	1'31.362	20.474	24.539	21.896	24.453	332.1
9	1'31.190	20.398	24.480	21.824	24.488	332.1
10	1'32.562	20.577	24.890	22.180	24.915	333.7
11	1'31.540	20.536	24.580	21.818	24.606	330.5
12	1'31.535	20.509	24.557	21.881	24.588	330.5
13	1'31.369	20.422	24.545	21.854	24.548	330.5

7th **12** **Maverick VIÑALES** APRILIA SPA
Aprilia Racing

Run #	1	Front Tyre	Slick-Soft	Rear Tyre	Slick-Medium	Speed
		8 Laps at start			12 Laps at start	
1	2'45.766	41.227	27.502	23.517	25.694	
2	1'38.712 P	21.595	25.984	23.041	28.092	319.8
Run # 2	Front Tyre	Slick-Soft	Rear Tyre	Slick-Medium		
		New Tyre		14 Laps at start		
3	3'35.269	22.416	26.014	22.822	25.140	
4	1'32.306	20.712	24.907	21.983	24.704	322.8
5	1'31.836	20.611	24.680	21.916	24.629	324.3
6	1'31.759	20.557	24.679	21.967	24.556	324.3
7	1'31.498	20.521	24.670	21.842	24.465	324.3
8	1'31.233	20.463	24.555	21.794	24.421	324.3
9	1'34.966	22.211	26.098	22.041	24.616	325.8
10	1'31.649	20.552	24.664	21.781	24.652	328.9
11	1'37.919	23.163	26.033	23.273	25.450	327.4

8th **42** **Alex RINS** SUZUKI SPA
Team SUZUKI ECSTAR

Run #	1	Front Tyre	Slick-Soft	Rear Tyre	Slick-Soft	Speed
		5 Laps at start			4 Laps at start	

9th **63** **Francesco BAGNAIA** DUCATI ITA
Ducati Lenovo Team

Run #	1	Front Tyre	Slick-Soft	Rear Tyre	Slick-Soft	Speed
		19 Laps at start			5 Laps at start	
1	2'22.635	22.625	26.657	22.752	25.105	
2	1'36.484 P	21.212	25.250*	22.406	27.616	325.8
Run # 2	Front Tyre	Slick-Medium	Rear Tyre	Slick-Medium		
		8 Laps at start		13 Laps at start		
3	2'42.723	24.605	25.495	22.318	24.870	
4	1'31.650	20.741	24.662	21.792	24.455	327.4
5	1'31.546	20.668	24.572	21.835	24.471	328.9
6	1'31.686	20.604	24.612	21.843	24.627	328.9
7	1'31.298	20.580	24.546	21.708	24.464	327.4
8	1'31.254	20.534	24.541	21.726	24.453	327.4
9	1'31.292	20.506	24.563	21.788	24.435	327.4
10	1'31.252	20.443	24.582	21.796	24.431	327.4
11	1'33.886	21.378	25.718	22.150	24.640	330.5
12	1'31.318	20.516	24.608	21.789	24.405	328.9

10th **88** **Miguel OLIVEIRA** KTM POR
Red Bull KTM Factory Racing

Run #	1	Front Tyre	Slick-Soft	Rear Tyre	Slick-Medium	Speed
		New Tyre			17 Laps at start	
1	1'52.491	22.509	27.215	23.364	25.658	
2	1'33.702	21.162	25.492	22.309	24.739	318.3
3	1'31.896	20.627	24.790	21.942	24.537	321.3
4	1'31.592	20.517	24.648	21.815	24.612	322.8
5	1'31.431	20.530	24.660	21.800	24.441	322.8
6	1'31.268	20.456	24.600	21.788	24.424	322.8
7	1'31.691	20.691	24.606	21.897	24.497	325.8
8	1'31.755	20.574	24.701	21.950	24.530	325.8
9	1'31.559	20.624	24.610	21.899	24.426	324.3
10	1'33.847	20.959	25.768	22.364	24.756	327.4
11	1'31.865	20.555	24.709	21.991	24.610	322.8
12	1'31.625	20.526	24.661	21.899	24.539	321.3
13	1'31.824	20.713	24.745	21.861	24.505	321.3

Fastest Lap: Johann ZARCO Prima Pramac Racing FRA **1'30.885** 20.397 24.454 21.679 24.355

These data/results cannot be reproduced, stored and/or transmitted in whole or in part by any manner of electronic, mechanical, photocopying, recording, broadcasting or otherwise now known or herein after developed without the previous express consent by the copyright owner, except for reproduction in daily press and regular printed publications on sale to the public within 60 days of the event related to those data/results and always provided that copyright symbol appears together as follows below.
© DORNA, 2022

Official MotoGP Timing by **TISSOT**
www.motogp.com



Cheste, Sunday, November 06, 2022

Warm Up

MotoGP

Lap	Lap Time	T1	T2	T3	T4	Speed	Lap	Lap Time	T1	T2	T3	T4	Speed	
11th	20	Fabio QUARTARARO YAMAHA FRA Monster Energy Yamaha MotoGP					12	1'33.253	20.733	25.328	22.430	24.762	324.3	
Run #	1	Front Tyre	Slick-Medium	Rear Tyre	Slick-Medium									
		10 Laps at start			18 Laps at start									
1	2'35.105	22.622	27.381	23.038	25.465									
2	1'33.499	21.307	25.288	22.108	24.796	321.3								
3	1'31.892	20.726	24.849	21.786	24.531	322.8								
4	1'31.694 *	20.774	24.604*	21.791	24.525	324.3								
5	1'31.371	20.625	24.582	21.676	24.488	322.8								
6	1'31.270	20.600	24.474	21.669	24.527	322.8								
7	1'31.508	20.635	24.554	21.704	24.615	322.8								
8	1'31.501	20.647	24.646	21.665	24.543	322.8								
9	1'31.542	20.676	24.592	21.768	24.506	322.8								
10	1'35.617 P	20.628	24.553	21.753	28.683	322.8								
Run #	2	Front Tyre	Slick-Medium	Rear Tyre	Slick-Medium									
		20 Laps at start			28 Laps at start									
11	4'48.402	27.460	26.831	22.911	25.557									
12th	89	Jorge MARTIN DUCATI SPA Prima Pramac Racing												
Run #	1	Front Tyre	Slick-Medium	Rear Tyre	Slick-Medium									
		5 Laps at start			12 Laps at start									
1	2'13.893	23.164	26.760	23.007	25.255									
2	1'33.051	20.905	25.213	22.266	24.667	325.8								
3	1'32.820	20.756	24.904	22.303	24.857	330.5								
4	1'36.671	24.663	25.331	22.081	24.596	330.5								
5	1'36.545	20.513	24.717	22.248	29.067	328.9								
6	1'32.065 *	20.645	24.852*	22.007	24.561	327.4								
7	1'38.005 P	20.421	24.753	22.031	30.800	328.9								
Run #	2	Front Tyre	Slick-Medium	Rear Tyre	Slick-Medium									
		12 Laps at start			19 Laps at start									
8	5'08.951	23.625	25.576	22.741	27.028									
9	1'31.338	20.481	24.667	21.830	24.360	325.8								
10	1'31.293	20.386	24.546	21.879	24.482	327.4								
11	1'39.982	20.445	28.463	24.369	26.705	325.8								
13th	30	Takaaki NAKAGAMI HONDA JPN LCR Honda IDEMITSU												
Run #	1	Front Tyre	Slick-Soft	Rear Tyre	Slick-Soft									
		21 Laps at start			12 Laps at start									
1	2'09.389	24.718	27.786	23.861	26.120									
2	1'34.681	21.525	25.732	22.521	24.903	316.8								
3	1'37.385 P	21.429	25.524	22.160	28.272	316.8								
Run #	2	Front Tyre	Slick-Soft	Rear Tyre	Slick-Soft									
		5 Laps at start			4 Laps at start									
4	2'27.371	24.648	28.690	24.189	26.134									
5	1'40.051	24.959	27.248	22.840	25.004	316.8								
6	1'32.202	20.747	25.047	21.949	24.459	321.3								
7	1'31.458	20.503	24.719	21.860	24.376	321.3								
8	1'31.535	20.440	24.683	21.921	24.491	321.3								
9	1'31.580	20.525	24.704	21.859	24.492	321.3								
10	1'44.848	25.696	29.078	24.887	25.187	319.8								
11	1'39.201	20.953	29.005	24.367	24.876	321.3								
14th	44	Poi ESPARGARO HONDA SPA Repsol Honda Team												
Run #	1	Front Tyre	Slick-Soft	Rear Tyre	Slick-Soft									
		3 Laps at start			1 Laps at start									
1	2'09.491	22.345	26.897	23.568	26.003									
2	1'34.217	21.175	25.289	22.590	25.163	315.4								
3	1'31.848	20.724	24.702	21.845	24.577	322.8								
4	1'31.645	20.594	24.565	21.877	24.609	322.8								
5	1'31.842	20.647	24.630	21.778	24.787	321.3								
6	1'33.697	21.707	25.004	22.090	24.896	321.3								
7	1'31.704	20.622	24.720	21.779	24.583	322.8								
8	1'32.177	20.619	24.749	21.921	24.888	322.8								
9	1'39.780 P	22.263	26.272	22.870	28.375	321.3								
Run #	2	Front Tyre	Slick-Soft	Rear Tyre	Slick-Soft									
		12 Laps at start			10 Laps at start									
10	5'09.336	20.666	25.717	22.282	24.812									
11	1'31.467	20.554	24.667	21.724	24.522	321.3								
15th	33	Brad BINDER KTM RSA Red Bull KTM Factory Racing												
Run #	1	Front Tyre	Slick-Medium	Rear Tyre	Slick-Soft									
		9 Laps at start			4 Laps at start									
1	2'10.344	22.724	26.880	22.810	25.332									
2	1'34.167	21.112	25.397	22.564	25.094	319.8								
3	1'34.660	21.286	25.896	22.647	24.831	315.4								
4	1'32.060	20.562	24.825	22.045	24.628	325.8								
5	1'31.709	20.517	24.737	21.904	24.551	325.8								
6	1'31.598	20.566	24.630	21.911	24.491	324.3								
7	1'31.645	20.505	24.694	21.864	24.582	325.8								
8	1'39.975	27.075	25.874	22.275	24.751	325.8								
9	1'39.992 P	24.269	25.011	22.550	28.162	327.4								
Run #	2	Front Tyre	Slick-Medium	Rear Tyre	Slick-Soft									
		18 Laps at start			13 Laps at start									
10	4'26.774	22.644	25.506	22.144	24.725									
11	1'31.473	20.495	24.642	21.912	24.424	324.3								
16th	73	Alex MARQUEZ HONDA SPA LCR Honda CASTROL												
Run #	1	Front Tyre	Slick-Soft	Rear Tyre	Slick-Soft									
		New Tyre			4 Laps at start									
1	4'13.091	23.706	27.092	23.257	25.334									
2	1'33.779	21.132	25.454	22.323	24.870	319.8								
3	1'31.914	20.651	24.838	21.924	24.501	321.3								
4	1'31.607	20.619	24.764	21.834	24.390	321.3								
5	1'31.502	20.465	24.652	21.897	24.488	321.3								
6	1'31.641	20.555	24.622	21.914	24.550	321.3								
7	1'31.541	20.524	24.644	21.823	24.550	322.8								
8	1'31.649	20.570	24.670	21.885	24.524	321.3								
9	1'31.726	20.622	24.626	21.933	24.545	321.3								
10	1'35.033	23.060	25.210	22.049	24.714	322.8								
11	1'31.719	20.591	24.644	21.935	24.549	321.3								

Fastest Lap: Johann ZARCO Prima Pramac Racing FRA **1'30.885** 20.397 24.454 21.679 24.355

These data/results cannot be reproduced, stored and/or transmitted in whole or in part by any manner of electronic, mechanical, photocopying, recording, broadcasting or otherwise now known or herein after developed without the previous express consent by the copyright owner, except for reproduction in daily press and regular printed publications on sale to the public within 60 days of the event related to those data/results and always provided that copyright symbol appears together as follows below.
© DORNA, 2022



Warm Up

MotoGP

Lap	Lap Time	T1	T2	T3	T4	Speed	Lap	Lap Time	T1	T2	T3	T4	Speed
12	1'31.726	20.607	24.638	21.962	24.519	322.8	11	1'31.957	20.717	24.637	21.756	24.847	318.3
17th 21 Franco MORBIDELLI YAMAHA ITA Monster Energy Yamaha MotoGP							12	1'38.957	23.589	26.294	23.337	25.737	305.6
							13	1'31.592	20.587	24.623	21.767	24.615	316.8

Run #	1	Front Tyre	Slick-Soft	Rear Tyre	Slick-Medium	Speed
		6 Laps at start			3 Laps at start	
1	1'41.329	23.294	26.651	23.664	25.320	
2	1'33.467	21.035	25.223	22.237	24.972	316.8
3	1'32.409	20.828	24.881	22.008	24.692	316.8
4	1'32.105	20.765	24.768	21.880	24.692	319.8
5	1'31.939	20.605	24.663	21.903	24.768	318.3
6	1'31.861	20.630	24.684	21.862	24.685	319.8
7	1'31.614	20.573	24.610	21.853	24.578	318.3
8	1'31.674	20.550	24.632	21.889	24.603	318.3
9	1'31.741	20.539	24.661	21.849	24.692	319.8
10	1'31.512	20.568	24.574	21.844	24.526	318.3
11	1'44.802 P	22.854	27.497	24.345	30.106	319.8
Run #	2	Front Tyre	Slick-Soft	Rear Tyre	Slick-Medium	Speed
		17 Laps at start			14 Laps at start	
12	3'01.543	25.143	26.816	23.268	26.104	

Run #	1	Front Tyre	missing data	Rear Tyre	missing data	Speed
		Laps at start			Laps at start	
1	2'09.144	22.499	27.114	23.567	25.786	
2	1'33.188	20.947	25.136	22.368	24.737	324.3
3	1'35.279 P	20.727	24.973	22.025	27.554	321.3
Run #	2	Front Tyre	Slick-Soft	Rear Tyre	Slick-Soft	Speed
		8 Laps at start			4 Laps at start	
4	5'20.913	23.292	26.309	22.563	25.031	
5	1'32.301	20.646	25.105	21.943	24.607	319.8
6	1'31.717	20.516	24.712	21.824	24.665	319.8
7	1'32.364	20.620	24.827	22.175	24.742	319.8
8	1'31.667	20.568	24.692	21.871	24.536	325.8
9	1'31.570	20.497	24.682	21.846	24.545	322.8
10	1'36.800	21.158	26.317	24.631	24.694	322.8
11	1'31.657	20.658	24.760	21.782	24.457	325.8

Run #	1	Front Tyre	Slick-Medium	Rear Tyre	Slick-Medium	Speed
		New Tyre			New Tyre	
1	2'09.593	23.066	27.696	23.911	26.919	
2	1'34.758	21.548	25.609	22.520	25.081	312.5
3	1'34.135	21.233	25.872	22.128	24.902	319.8
4	1'32.691	20.819	24.997	22.164	24.711	316.8
5	1'33.341 *	20.848	24.788	21.862	25.843*	316.8
6	1'31.956	20.765	24.659	21.857	24.675	315.4
7	1'33.561	20.657	24.699	21.948	26.257	319.8
8	1'35.288	20.714	25.014	22.378	27.182	318.3
9	1'32.243	20.685	24.945	21.885	24.728	319.8
10	1'37.907	20.665	24.690	22.141	30.411	313.9

Run #	1	Front Tyre	Slick-Soft	Rear Tyre	Slick-Medium	Speed
		4 Laps at start			17 Laps at start	
1	2'12.559	22.556	26.827	23.082	25.396	
2	1'33.807	21.147	25.399	22.336	24.925	322.8
3	1'35.848	20.944	25.073	22.676	27.155	324.3
4	1'32.349	20.954	24.793	21.981	24.621	327.4
5	1'31.804	20.617	24.703	21.851	24.633	324.3
6	1'31.694	20.575	24.653	21.887	24.579	324.3
7	1'31.820	20.565	24.662	21.839	24.754	324.3
8	1'36.996	22.854	26.696	22.379	25.067	321.3
9	1'40.513 P	21.259	26.900	22.539	29.815	325.8
Run #	2	Front Tyre	Slick-Soft	Rear Tyre	Slick-Medium	Speed
		13 Laps at start			26 Laps at start	
10	5'34.198	23.452	28.389	24.598	25.968	

Run #	1	Front Tyre	Slick-Soft	Rear Tyre	Slick-Soft	Speed
		New Tyre			4 Laps at start	
1	2'02.493	21.975	26.592	23.169	25.214	
2	1'32.923	21.031	25.252	22.041	24.599	321.3
3	1'32.078	20.743	24.783	21.993	24.559	322.8
4	1'32.079	20.683	24.718	21.987	24.691	322.8
5	1'32.083	20.737	24.718	21.944	24.684	321.3
6	1'32.172	20.632	24.725	22.050	24.765	321.3
7	1'33.786	22.015	24.935	22.064	24.772	321.3
8	1'31.755	20.577	24.672	21.885	24.621	325.8
9	1'32.029	20.562	24.803	21.968	24.696	324.3
10	1'32.046	20.621	24.698	21.972	24.755	324.3
11	1'31.797	20.563	24.625	21.926	24.683	322.8
12	1'32.010	20.569	24.705	22.018	24.718	324.3
13	1'45.803	24.165	27.670	28.323	25.645	322.8

Run #	1	Front Tyre	Slick-Medium	Rear Tyre	Slick-Soft	Speed
		9 Laps at start			4 Laps at start	
1	2'10.112	23.983	27.815	24.303	26.085	
2	1'34.969	21.652	25.609	22.671	25.037	311.1
3	1'37.820 P	21.043	25.708	22.708	28.361	319.8
Run #	2	Front Tyre	Slick-Medium	Rear Tyre	Slick-Medium	Speed
		7 Laps at start			18 Laps at start	
4	2'29.571	23.586	29.836	24.100	27.443	
5	1'34.709	21.362	25.656	22.626	25.065	319.8
6	1'33.000	20.975	25.023	22.117	24.885	319.8
7	1'42.177	27.524	26.278	22.985	25.390	319.8
8	1'32.699	20.749	25.056	22.124	24.770	319.8

Fastest Lap: Johann ZARCO Prima Pramac Racing FRA **1'30.885** 20.397 24.454 21.679 24.355

These data/results cannot be reproduced, stored and/or transmitted in whole or in part by any manner of electronic, mechanical, photocopying, recording, broadcasting or otherwise now known or herein after developed without the previous express consent by the copyright owner, except for reproduction in daily press and regular printed publications on sale to the public within 60 days of the event related to those data/results and always provided that copyright symbol appears together as follows below.
© DORNA, 2022

Official MotoGP Timing by **TISSOT**
www.motogp.com

Cheste, Sunday, November 06, 2022

Page 4 of 5



Warm Up

MotoGP

Lap	Lap Time	T1	T2	T3	T4	Speed	Lap	Lap Time	T1	T2	T3	T4	Speed
9	1'32.114	20.684	24.800	21.974	24.656	319.8							
10	1'31.994	20.658	24.778	21.918	24.640	319.8							
11	1'32.002	20.717	24.738	21.934	24.613	319.8							
12	1'55.043	25.428	31.264	29.849	28.502	321.3							

23rd 25 **Raul FERNANDEZ** KTM SPA
Tech3 KTM Factory Racing

Run #	1	Front Tyre	Slick-Soft	Rear Tyre	Slick-Medium
			New Tyre		New Tyre
1	2'14.591	23.715	27.600	23.642	25.878
2	1'33.810	21.287	25.418	22.272	24.833 319.8
3	1'32.726	20.781	25.144	22.107	24.694 321.3
4	1'37.929	22.541	26.505	24.067	24.816 321.3
5	1'32.394	20.867	24.910	21.907	24.710 321.3
6	1'32.144	20.649	24.837	21.972	24.686 319.8
7	1'43.625 P	23.729	25.779	22.923	31.194 319.8

Run #	2	Front Tyre	Slick-Soft	Rear Tyre	Slick-Medium
			7 Laps at start		7 Laps at start
8	8'34.556	22.860	28.941	24.651	25.929

24th 40 **Darryn BINDER** YAMAHA RSA
WithU Yamaha RNF MotoGP Team

Run #	1	Front Tyre	Slick-Soft	Rear Tyre	Slick-Medium
			New Tyre		9 Laps at start
1	2'06.160	23.515	28.742	25.340	26.801
2	1'37.715	22.386	26.726	23.172	25.431 315.4
3	1'35.264	21.507	26.225	22.535	24.997 324.3
4	1'33.401	20.972	25.310	22.197	24.922 321.3
5	1'33.975 *	20.970	25.201	22.218	25.586* 322.8
6	1'34.109	21.179	25.368	22.495	25.067 322.8
7	1'34.391	20.998	25.532	22.703	25.158 321.3
8	1'33.322	20.923	25.183	22.303	24.913 322.8
9	1'33.348	20.880	25.351	22.269	24.848 324.3
10	1'37.023	20.845	25.201	25.152	25.825 324.3
11	1'59.725 P	21.072	25.503	39.823	33.327 319.8

Fastest Lap: Johann ZARCO Prima Pramac Racing FRA **1'30.885** 20.397 24.454 21.679 24.355

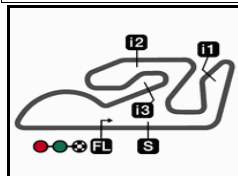
These data/results cannot be reproduced, stored and/or transmitted in whole or in part by any manner of electronic, mechanical, photocopying, recording, broadcasting or otherwise now known or herein after developed without the previous express consent by the copyright owner, except for reproduction in daily press and regular printed publications on sale to the public within 60 days of the event related to those data/results and always provided that copyright symbol appears together as follows below.
© DORNA, 2022

Official MotoGP Timing by **TISSOT**
www.motogp.com

Cheste, Sunday, November 06, 2022

Page 5 of 5





4005 m.

GRAN PREMIO MOTUL DE LA COMUNITAT VALENCIANA

Official Starting Grid

Race : 27 laps = 108.135 km

28

1	3 1'29.834 43 Jack MILLER Ducati	2 1'29.826 93 Marc MARQUEZ Honda	1 1'29.621 89 Jorge MARTIN Ducati
2	6 1'29.955 12 Maverick VIÑALES Aprilia	5 1'29.940 42 Alex RINS Suzuki	4 1'29.900 20 Fabio QUARTARARO Yamaha
3	9 1'30.102 5 Johann ZARCO Ducati	8 1'30.049 63 Francesco BAGNAIA Ducati	7 1'30.039 33 Brad BINDER KTM
4	12 1'30.241 36 Joan MIR Suzuki	11 1'30.143 10 Luca MARINI Ducati	10 1'30.124 41 Aleix ESPARGARO Aprilia
5	15 1'30.453 73 Alex MARQUEZ Honda	14 1'30.236 88 Miguel OLIVEIRA KTM	13 1'30.193 23 Enea BASTIANINI Ducati
6	18 1'30.588 72 Marco BEZZECCHI Ducati	17 1'30.548 35 Cal CRUTCHLOW Yamaha	16 1'30.504 21 Franco MORBIDELLI Yamaha
7	21 1'30.936 44 Pol ESPARGARO Honda	20 1'30.804 87 Remy GARDNER KTM	19 1'30.695 49 Fabio DI GIANNANTONIO Ducati
8	24 1'30.830 30 Takaaki NAKAGAMI Honda	23 1'31.989 40 Darryn BINDER Yamaha	22 1'31.676 25 Raul FERNANDEZ KTM

FIM MotoGP Stewards grid penalty for rider #30

The results are provisional until the end of the limit for protest and appeals and until the ratification of the Event Management Committee.

Time limit for protest expires 60' at the latest after publication of the results - Time:

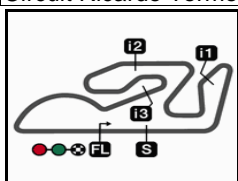
These data/results cannot be reproduced, stored and/or transmitted in whole or in part by any manner of electronic, mechanical, photocopying, recording, broadcasting or otherwise now known or herein after developed without the previous express consent by the copyright owner, except for reproduction in daily press and regular printed publications on sale to the public within 60 days of the event related to those data/results and always provided that copyright symbol appears together as follows below.

© DORNA, 2022

Official MotoGP Timing by TISSOT
www.motogp.com

Cheste, Sunday, November 06, 2022





4005 m.

GRAN PREMIO MOTUL DE LA COMUNITAT VALENCIANA

Warm Up

Best Partial Times

MotoGP™

IT Ideal Lap Time, sum of the best partial times

BT Best Lap Time

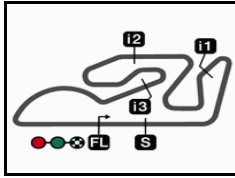
T1		T2		T3		T4				IT		BT	
Pos	Rider	Time	Rider	Time	Rider	Time	Rider	Time	Pos	Rider	IT	BT	
1	M.MARQUEZ	20.377	M.MARQUEZ	24.439	J.MILLER	21.622	J.ZARCO	24.355	1	M.MARQUEZ	1'30.876	1'30.926	(2)
2	J.MARTIN	20.386	J.ZARCO	24.454	F.QUARTARARO	21.665	J.MARTIN	24.360	2	J.ZARCO	1'30.885	1'30.885	(1)
3	L.MARINI	20.393	F.QUARTARARO	24.474	M.MARQUEZ	21.676	T.NAKAGAMI	24.376	3	J.MILLER	1'30.938	1'30.983	(3)
4	J.ZARCO	20.397	J.MILLER	24.474	J.ZARCO	21.679	M.MARQUEZ	24.384	4	J.MIR	1'31.009	1'31.097	(4)
5	E.BASTIANINI	20.398	J.MIR	24.476	J.MIR	21.681	A.MARQUEZ	24.390	5	F.BAGNAIA	1'31.097	1'31.252	(9)
6	J.MILLER	20.416	E.BASTIANINI	24.480	A.RINS	21.684	J.MIR	24.403	6	J.MARTIN	1'31.122	1'31.293	(12)
7	T.NAKAGAMI	20.440	F.BAGNAIA	24.541	F.BAGNAIA	21.708	F.BAGNAIA	24.405	7	L.MARINI	1'31.147	1'31.173	(5)
8	F.BAGNAIA	20.443	J.MARTIN	24.546	P.ESPARGARO	21.724	M.VIÑALES	24.421	8	E.BASTIANINI	1'31.149	1'31.190	(6)
9	J.MIR	20.449	M.VIÑALES	24.555	L.MARINI	21.726	B.BINDER	24.424	9	M.VIÑALES	1'31.220	1'31.233	(7)
10	M.OLIVEIRA	20.456	P.ESPARGARO	24.565	R.GARDNER	21.756	M.OLIVEIRA	24.424	10	F.QUARTARAR	1'31.227	1'31.270	(11)
11	M.VIÑALES	20.463	F.MORBIDELLI	24.574	M.VIÑALES	21.781	J.MILLER	24.426	11	A.RINS	1'31.244	1'31.250	(8)
12	A.MARQUEZ	20.465	L.MARINI	24.591	M.BEZZECCHI	21.782	L.MARINI	24.437	12	M.OLIVEIRA	1'31.268	1'31.268	(10)
13	B.BINDER	20.495	M.OLIVEIRA	24.600	M.OLIVEIRA	21.788	A.RINS	24.443	13	A.MARQUEZ	1'31.300	1'31.502	(16)
14	M.BEZZECCHI	20.497	A.RINS	24.619	E.BASTIANINI	21.818	E.BASTIANINI	24.453	14	T.NAKAGAMI	1'31.358	1'31.458	(13)
15	A.RINS	20.498	A.MARQUEZ	24.622	A.MARQUEZ	21.823	M.BEZZECCHI	24.457	15	P.ESPARGAR	1'31.365	1'31.467	(14)
16	F.MORBIDELLI	20.539	R.GARDNER	24.623	J.MARTIN	21.830	F.QUARTARARO	24.488	16	B.BINDER	1'31.413	1'31.473	(15)
17	P.ESPARGARO	20.554	F.DI GIANNANTO	24.625	A.ESPARGARO	21.839	P.ESPARGARO	24.522	17	M.BEZZECCHI	1'31.418	1'31.570	(18)
18	DI GIANNANTO	20.562	B.BINDER	24.630	F.MORBIDELLI	21.844	F.MORBIDELLI	24.526	18	F.MORBIDELLI	1'31.483	1'31.512	(17)
19	P.ESPARGARO	20.565	A.ESPARGARO	24.653	T.NAKAGAMI	21.859	F.DI GIANNANTO	24.559	19	R.GARDNER	1'31.581	1'31.592	(19)
20	R.GARDNER	20.587	M.BEZZECCHI	24.682	B.BINDER	21.864	A.ESPARGARO	24.579	20	F.DI GIANNAN	1'31.631	1'31.755	(21)
21	F.QUARTARARO	20.600	T.NAKAGAMI	24.683	F.DI GIANNANTO	21.885	C.CRUTCHLOW	24.613	21	A.ESPARGAR	1'31.636	1'31.694	(20)
22	R.FERNANDEZ	20.649	C.CRUTCHLOW	24.738	R.FERNANDEZ	21.907	R.GARDNER	24.615	22	C.CRUTCHLO	1'31.927	1'31.994	(22)
23	C.CRUTCHLOW	20.658	R.FERNANDEZ	24.837	C.CRUTCHLOW	21.918	R.FERNANDEZ	24.686	23	R.FERNANDEZ	1'32.079	1'32.144	(23)
24	D.BINDER	20.845	D.BINDER	25.183	D.BINDER	22.197	D.BINDER	24.848	24	D.BINDER	1'33.073	1'33.322	(24)

These data/results cannot be reproduced, stored and/or transmitted in whole or in part by any manner of electronic, mechanical, photocopying, recording, broadcasting or otherwise now known or herein after developed without the previous express consent by the copyright owner, except for reproduction in daily press and regular printed publications on sale to the public within 60 days of the event related to those data/results and always provided that copyright symbol appears together as follows below.

© DORNA, 2022


Official MotoGP Timing by TISSOT
www.motogp.com





4005 m.

GRAN PREMIO MOTUL DE LA COMUNITAT VALENCIANA**Warm Up****Fastest Laps Sequence**

<i>Practice Time</i>	 <i>Rider</i>	<i>Nation</i>	<i>Motorcycle</i>	<i>Time</i>	<i>Km/h</i>	<i>Rider's Lap</i>
3'14.796	21 Franco MORBIDELLI	ITA	YAMAHA	1'33.467	154.2	2
3'14.965	93 Marc MARQUEZ	SPA	HONDA	1'32.604	155.6	2
4'47.205	21 Franco MORBIDELLI	ITA	YAMAHA	1'32.409	156.0	3
4'49.278	36 Joan MIR	SPA	SUZUKI	1'32.113	156.5	3
4'58.089	88 Miguel OLIVEIRA	POR	KTM	1'31.896	156.8	3
5'15.556	44 PoI ESPARGARO	SPA	HONDA	1'31.848	156.9	3
5'21.429	43 Jack MILLER	AUS	DUCATI	1'31.376	157.7	3
6'52.694	43 Jack MILLER	AUS	DUCATI	1'31.265	157.9	4
7'51.437	93 Marc MARQUEZ	SPA	HONDA	1'30.926	158.5	5
15'55.202	5 Johann ZARCO	FRA	DUCATI	1'30.885	158.6	8

These data/results cannot be reproduced, stored and/or transmitted in whole or in part by any manner of electronic, mechanical, photocopying, recording, broadcasting or otherwise now known or herein after developed without the previous express consent by the copyright owner, except for reproduction in daily press and regular printed publications on sale to the public within 60 days of the event related to those data/results and always provided that copyright symbol appears together as follows below.

© DORNA, 2022

