

5513 m.

RED BULL GRAND PRIX OF THE AMERICAS

Tissot Sprint

Classification after 10 laps = 55.13 km

29

Pos		Rider	Nation	Team	Motorcycle	Total Time	Km/h	Gap
1	12	1 Francesco BAGNAIA	ITA	Ducati Lenovo Team	DUCATI	20'35.270	160.6	
2	9	42 Alex RINS	SPA	LCR Honda CASTROL	HONDA	20'37.815	160.3	2.545
3	7	89 Jorge MARTIN	SPA	Prima Pramac Racing	DUCATI	20'39.976	160.0	4.706
4	6	41 Aleix ESPARGARO	SPA	Aprilia Racing	APRILIA	20'40.322	160.0	5.052
5	5	33 Brad BINDER	RSA	Red Bull KTM Factory Racing	KTM	20'43.445	159.6	8.175
6	4	72 Marco BEZZECCHI	ITA	Mooney VR46 Racing Team	DUCATI	20'44.147	159.5	8.877
7	3	10 Luca MARINI	ITA	Mooney VR46 Racing Team	DUCATI	20'44.723	159.4	9.453
8	2	88 Miguel OLIVEIRA	POR	CryptoDATA RNF MotoGP Team	APRILIA	20'46.038	159.2	10.768
9	1	43 Jack MILLER	AUS	Red Bull KTM Factory Racing	KTM	20'47.718	159.0	12.448
10	12	Maverick VIÑALES	SPA	Aprilia Racing	APRILIA	20'48.009	159.0	12.739
11	5	Johann ZARCO	FRA	Prima Pramac Racing	DUCATI	20'49.521	158.8	14.251
12	36	Joan MIR	SPA	Repsol Honda Team	HONDA	20'50.258	158.7	14.988
13	30	Takaaki NAKAGAMI	JPN	LCR Honda IDEMITSU	HONDA	20'50.862	158.6	15.592
14	21	Franco MORBIDELLI	ITA	Monster Energy Yamaha MotoGP	YAMAHA	20'51.804	158.5	16.534
15	25	Raul FERNANDEZ	SPA	CryptoDATA RNF MotoGP Team	APRILIA	20'54.560	158.1	19.290
16	37	Augusto FERNANDEZ	SPA	GASGAS Factory Racing Tech3	KTM	20'58.398	157.7	23.128
17	49	Fabio DI GIANNANTONIO	ITA	Gresini Racing MotoGP	DUCATI	21'00.896	157.4	25.626
18	6	Stefan BRADL	GER	Repsol Honda Team	HONDA	21'01.057	157.3	25.787
19	20	Fabio QUARTARARO	FRA	Monster Energy Yamaha MotoGP	YAMAHA	21'02.439	157.2	27.169
20	94	Jonas FOLGER	GER	GASGAS Factory Racing Tech3	KTM	21'22.243	154.7	46.973
Not classified								
	73	Alex MARQUEZ	SPA	Gresini Racing MotoGP	DUCATI	12'23.085	160.2	4 laps
	51	Michele PIRRO	ITA	Ducati Lenovo Team	DUCATI	11'26.520	144.5	5 laps

Race condition: DryAir: 30°
Humidity: 63%
Ground: 45°**Pole Position:****Fastest Lap:****Best Race Lap:****All Time Lap Record:**

		Francesco BAGNAIA	2'01.892	162.8 Km/h
Lap 5		Francesco BAGNAIA	2'03.082	161.2 Km/h
2022		Enea BASTIANINI	2'03.521	160.6 Km/h
2023		Francesco BAGNAIA	2'01.892	162.8 Km/h

14:45'00

15:00'00

15:02'49

15:03'34

15:11'28 Fabio QUARTARARO

15:11'35 Michele PIRRO

15:11'52 Fabio QUARTARARO

15:12'13 Michele PIRRO

15:14'15 Michele PIRRO

15:14'50 **Fabio DI GIANNANTONIO**

15:16'43 Alex MARQUEZ

15:18'44 **Raul FERNANDEZ**15:23'37 **Fabio QUARTARARO****SIGHTING LAP START****WARM UP LAP START****RACE START****No jump starts**

crashed out - Rider OK

crashed out - Rider OK

re-joined race

re-joined race

entered pits and retired

track limits warning

crashed out - Rider OK

track limits warning**track limits warning**

The results are provisional until the end of the limit for protest and appeals.

Time limit for protest expires 30' after publication of the results - Time:

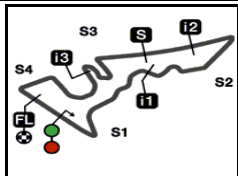
These data/results cannot be reproduced, stored and/or transmitted in whole or in part by any manner of electronic, mechanical, photocopying, recording, broadcasting or otherwise now known or herein after developed without the previous express consent by the copyright owner, except for reproduction in daily press and regular printed publications on sale to the public within 60 days of the event related to those data/results and always provided that copyright symbol appears together as follows below.

© DORNA, 2023

Official MotoGP Timing by TISSOT
www.motogp.com

Austin, Saturday, April 15, 2023





5513 m.

RED BULL GRAND PRIX OF THE AMERICAS

After the Tissot Sprint

World Championship Classification

30

Rider		Points	Leader	Previous	POR	ARG	AME	SPA	FRA	ITA	GER	NED	KAZ	GBR	AUT	CAT	RSM	IND	JPN	INA	AUS	THA	MAL	QAT	VAL
1	BEZZECCHI Marco	ITA	54			16	34	4																	
2	BAGNAIA Francesco	ITA	53	1	1	37	4	12																	
3	ZARCO Johann	FRA	35	19	18	15	20	0																	
4	MARQUEZ Alex	SPA	33	21	2	12	21	-																	
5	VIÑALES Maverick	SPA	32	22	1	25	7	0																	
6	MARTIN Jorge	SPA	29	25	3	9	13	7																	
7	BINDER Brad	RSA	27	27	2	10	12	5																	
8	MILLER Jack	AUS	26	28	1	15	10	1																	
9	RINS Alex	SPA	22	32	4	6	7	9																	
10	MORBIDELLI Franco	ITA	21	33	1	2	19	0																	
11	ESPARGARO Aleix	SPA	18	36	3	11	1	6																	
12	QUARTARARO Fabio	FRA	18	36	0	8	10	0																	
13	MARINI Luca	ITA	18	36	0	-	15	3																	
14	FERNANDEZ Augusto	SPA	8	46	10	3	5	0																	
15	NAKAGAMI Takaaki	JPN	7	47	1	4	3	0																	
16	MARQUEZ Marc	SPA	7	47	0	7	-	-																	
17	DI GIANNANTONIO Fabio	ITA	6	48	1	0	6	0																	
18	OLIVEIRA Miguel	POR	5	49	1	3	-	2																	
19	MIR Joan	SPA	5	49	0	5	-	0																	
20	FERNANDEZ Raul	SPA	2	52	3	0	2	0																	
21	BRADL Stefan	GER	0	54	2	-	-	0																	
22	FOLGER Jonas	GER	0	54	0	-	-	0																	

These data/results cannot be reproduced, stored and/or transmitted in whole or in part by any manner of electronic, mechanical, photocopying, recording, broadcasting or otherwise now known or herein after developed without the previous express consent by the copyright owner, except for reproduction in daily press and regular printed publications on sale to the public within 60 days of the event related to those data/results and always provided that copyright symbol appears together as follows below.

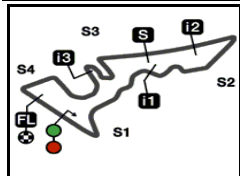
© DORNA, 2023

Official MotoGP Timing by **TISSOT**
www.motogp.com

Austin, Saturday, April 15, 2023

Page 1 of 2





5513 m.

RED BULL GRAND PRIX OF THE AMERICAS

After the Tissot Sprint

World Championship Classification

30

Constructor	Points	Leader	Previous	POR	ARG	AME	SPA	FRA	ITA	GER	NED	KAZ	GBR	AUT	CAT	RSM	IND	JPN	INA	AUS	THA	MAL	QAT	VAL
1 DUCATI	83			37	34	12																		
2 KTM	43	40	40	16	22	5																		
3 APRILIA	38	45	5	25	7	6																		
4 HONDA	29	54	9	13	7	9																		
5 YAMAHA	27	56	2	8	19	-																		

Team	Points	Leader	Previous	POR	ARG	AME	SPA	FRA	ITA	GER	NED	KAZ	GBR	AUT	CAT	RSM	IND	JPN	INA	AUS	THA	MAL	QAT	VAL
1 MOONEY VR46 RACING TEAM	72			16	49	7																		
2 PRIMA PRAMAC RACING	64	8	8	24	33	7																		
3 DUCATI LENOVO TEAM	53	19	11	37	4	12																		
4 RED BULL KTM FACTORY RACING	53	19	0	25	22	6																		
5 APRILIA RACING	50	22	3	36	8	6																		
6 GRESINI RACING MOTOGP	39	33	11	12	27	-																		
7 MONSTER ENERGY YAMAHA MOTOGP	39	33	0	10	29	-																		
8 LCR HONDA	29	43	10	10	10	9																		
9 REPSOL HONDA TEAM	12	60	17	12	-	-																		
10 GASGAS FACTORY RACING TECH3	8	64	4	3	5	-																		
11 CRYPTODATA RNF MOTOGP TEAM	7	65	1	3	2	2																		

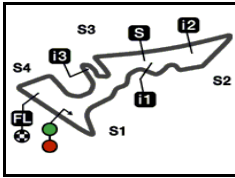
These data/results cannot be reproduced, stored and/or transmitted in whole or in part by any manner of electronic, mechanical, photocopying, recording, broadcasting or otherwise now known or herein after developed without the previous express consent by the copyright owner, except for reproduction in daily press and regular printed publications on sale to the public within 60 days of the event related to those data/results and always provided that copyright symbol appears together as follows below.
© DORNA, 2023

Official MotoGP Timing by TISSOT
www.motogp.com

Austin, Saturday, April 15, 2023

Page 2 of 2





5513 m.

RED BULL GRAND PRIX OF THE AMERICAS

Tissot Sprint

Lap Chart

31

Pos
Grid



1	<input checked="" type="radio"/>	42	41	20	5	89	73	43	88	33	72	36	21	10	30	51	25	12	49	6	37	94
2	<input checked="" type="radio"/>	41	42	20	89	73	5	33	43	88	72	10	36	21	30	51	12	25	49	6	37	94
3	<input checked="" type="radio"/>	41	42	89	20	73	5	33	72	43	88	10	36	30	21	12	51	25	49	6	37	94
4	<input checked="" type="radio"/>	41	42	89	73	20	5	33	72	88	10	43	36	30	21	12	51	25	49	6	37	94
5	<input checked="" type="radio"/>	41	42	89	73	5	33	72	10	88	43	36	30	12	21	25	49	6	37	94	20	51
6	<input checked="" type="radio"/>	41	42	89	73	33	5	72	10	88	43	36	12	30	21	25	49	6	37	20	94	
7	<input checked="" type="radio"/>	42	89	41	33	72	10	5	88	43	12	36	30	21	25	49	37	6	20	94		
8	<input checked="" type="radio"/>	42	89	41	33	72	10	5	88	43	12	36	30	21	25	37	49	6	20	94		
9	<input checked="" type="radio"/>	42	89	41	33	72	10	88	5	43	12	36	30	21	25	37	49	6	20	94		
10	<input checked="" type="radio"/>	42	89	41	33	72	10	88	43	12	5	36	30	21	25	37	49	6	20	94		

L
a
p
s

Winner Lapped rider

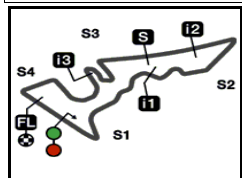
These data/results cannot be reproduced, stored and/or transmitted in whole or in part by any manner of electronic, mechanical, photocopying, recording, broadcasting or otherwise now known or herein after developed without the previous express consent by the copyright owner, except for reproduction in daily press and regular printed publications on sale to the public within 60 days of the event related to those data/results and always provided that copyright symbol appears together as follows below.

© DORNA, 2023

Official MotoGP Timing by TISSOT
www.motogp.com

Austin, Saturday, April 15, 2023






5513 m.

RED BULL GRAND PRIX OF THE AMERICAS

Tissot Sprint

Fastest Lap of Each Rider

32

	Rider	Nation	Team	Motorcycle	Time	Lap Total	Gap
1	1 Francesco BAGNAIA	ITA	Ducati Lenovo Team	DUCATI	2'03.082	5 10	
2	41 Aleix ESPARGARO	SPA	Aprilia Racing	APRILIA	2'03.202	2 10	0.120 0.120
3	73 Alex MARQUEZ	SPA	Gresini Racing MotoGP	DUCATI	2'03.249	2 6	0.167 0.047
4	89 Jorge MARTIN	SPA	Prima Pramac Racing	DUCATI	2'03.343	2 10	0.261 0.094
5	42 Alex RINS	SPA	LCR Honda CASTROL	HONDA	2'03.421	5 10	0.339 0.078
6	20 Fabio QUARTARARO	FRA	Monster Energy Yamaha MotoGP	YAMAHA	2'03.576	9 10	0.494 0.155
7	33 Brad BINDER	RSA	Red Bull KTM Factory Racing	KTM	2'03.644	2 10	0.562 0.068
8	10 Luca MARINI	ITA	Mooney VR46 Racing Team	DUCATI	2'03.667	6 10	0.585 0.023
9	72 Marco BEZZECCHI	ITA	Mooney VR46 Racing Team	DUCATI	2'03.813	3 10	0.731 0.146
10	12 Maverick VIÑALES	SPA	Aprilia Racing	APRILIA	2'04.039	8 10	0.957 0.226
11	5 Johann ZARCO	FRA	Prima Pramac Racing	DUCATI	2'04.114	3 10	1.032 0.075
12	88 Miguel OLIVEIRA	POR	CryptoDATA RNF MotoGP Team	APRILIA	2'04.218	6 10	1.136 0.104
13	36 Joan MIR	SPA	Repsol Honda Team	HONDA	2'04.374	4 10	1.292 0.156
14	43 Jack MILLER	AUS	Red Bull KTM Factory Racing	KTM	2'04.433	2 10	1.351 0.059
15	30 Takaaki NAKAGAMI	JPN	LCR Honda IDEMITSU	HONDA	2'04.624	4 10	1.542 0.191
16	21 Franco MORBIDELLI	ITA	Monster Energy Yamaha MotoGP	YAMAHA	2'04.686	4 10	1.604 0.062
17	25 Raul FERNANDEZ	SPA	CryptoDATA RNF MotoGP Team	APRILIA	2'04.747	4 10	1.665 0.061
18	51 Michele PIRRO	ITA	Ducati Lenovo Team	DUCATI	2'04.791	2 5	1.709 0.044
19	6 Stefan BRADL	GER	Repsol Honda Team	HONDA	2'05.142	2 10	2.060 0.351
20	37 Augusto FERNANDEZ	SPA	GASGAS Factory Racing Tech3	KTM	2'05.143	8 10	2.061 0.001
21	49 Fabio DI GIANNANTONIO	ITA	Gresini Racing MotoGP	DUCATI	2'05.222	2 10	2.140 0.079
22	94 Jonas FOLGER	GER	GASGAS Factory Racing Tech3	KTM	2'07.464	2 10	4.382 2.242

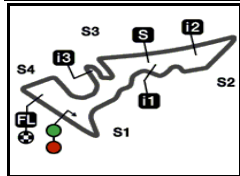
These data/results cannot be reproduced, stored and/or transmitted in whole or in part by any manner of electronic, mechanical, photocopying, recording, broadcasting or otherwise now known or herein after developed without the previous express consent by the copyright owner, except for reproduction in daily press and regular printed publications on sale to the public within 60 days of the event related to those data/results and always provided that copyright symbol appears together as follows below.

© DORNA, 2023

Official MotoGP Timing by TISSOT
www.motogp.com

Austin, Saturday, April 15, 2023





5513 m.

RED BULL GRAND PRIX OF THE AMERICAS

After the Tissot Sprint

Event Best Maximum Speed

33



Rider	Nation	Team	Motorcycle	Km/h
33 Brad BINDER	RSA	Red Bull KTM Factory Racing	KTM	351.7 Tissot Sprint
43 Jack MILLER	AUS	Red Bull KTM Factory Racing	KTM	350.6 Tissot Sprint
89 Jorge MARTIN	SPA	Prima Pramac Racing	DUCATI	350.6 Tissot Sprint
88 Miguel OLIVEIRA	POR	CryptoDATA RNF MotoGP Team	APRILIA	350.6 Tissot Sprint
5 Johann ZARCO	FRA	Prima Pramac Racing	DUCATI	349.5 Tissot Sprint
10 Luca MARINI	ITA	Mooney VR46 Racing Team	DUCATI	349.5 Tissot Sprint
72 Marco BEZZECCHI	ITA	Mooney VR46 Racing Team	DUCATI	349.5 Tissot Sprint
12 Maverick VIÑALES	SPA	Aprilia Racing	APRILIA	348.3 Tissot Sprint
73 Alex MARQUEZ	SPA	Gresini Racing MotoGP	DUCATI	348.3 Tissot Sprint
41 Aleix ESPARGARO	SPA	Aprilia Racing	APRILIA	347.2 Tissot Sprint
51 Michele PIRRO	ITA	Ducati Lenovo Team	DUCATI	346.1 Tissot Sprint
36 Joan MIR	SPA	Repsol Honda Team	HONDA	346.1 Tissot Sprint
25 Raul FERNANDEZ	SPA	CryptoDATA RNF MotoGP Team	APRILIA	345.0 Tissot Sprint
21 Franco MORBIDELLI	ITA	Monster Energy Yamaha MotoGP	YAMAHA	345.0 Tissot Sprint
1 Francesco BAGNAIA	ITA	Ducati Lenovo Team	DUCATI	345.0 Tissot Sprint
49 Fabio DI GIANNANTONIO	ITA	Gresini Racing MotoGP	DUCATI	343.9 Tissot Sprint
30 Takaaki NAKAGAMI	JPN	LCR Honda IDEMITSU	HONDA	342.8 Tissot Sprint
42 Alex RINS	SPA	LCR Honda CASTROL	HONDA	342.8 Tissot Sprint
6 Stefan BRADL	GER	Repsol Honda Team	HONDA	342.8 Tissot Sprint
37 Augusto FERNANDEZ	SPA	GASGAS Factory Racing Tech3	KTM	342.8 Tissot Sprint
20 Fabio QUARTARARO	FRA	Monster Energy Yamaha MotoGP	YAMAHA	341.7 Tissot Sprint
94 Jonas FOLGER	GER	GASGAS Factory Racing Tech3	KTM	341.7 Tissot Sprint

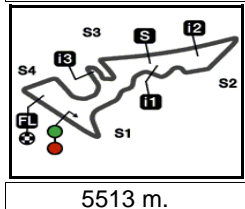
These data/results cannot be reproduced, stored and/or transmitted in whole or in part by any manner of electronic, mechanical, photocopying, recording, broadcasting or otherwise now known or herein after developed without the previous express consent by the copyright owner, except for reproduction in daily press and regular printed publications on sale to the public within 60 days of the event related to those data/results and always provided that copyright symbol appears together as follows below.

© DORNA, 2023

Official MotoGP Timing by TISSOT
www.motogp.com

Austin, Saturday, April 15, 2023





RED BULL GRAND PRIX OF THE AMERICAS
Tissot Sprint
Chronological Analysis of Performances

34

* Lap / Sector time cancelled T1 Time from finish line to 1st intermediate T3 Time from 2nd intermed. to 3rd intermed.
P Crossing the finish line in pit lane T2 Time from 1st intermed. to 2nd intermed. T4 Time from 3rd intermediate to finish line
**Tyre data subject to further updates

Lap	Lap Time	T1	T2	T3	T4	Speed	Lap	Lap Time	T1	T2	T3	T4	Speed	
1st	1	Francesco BAGNAIA DUCATI ITA						10	2'04.586	35.099	30.324	30.419	28.744	340.6
		Ducati Lenovo Team												
		Runs=1 Total laps=10		Full laps=9 Valid laps=9										
Run #	1	Front Tyre	Slick-Hard	Rear Tyre	Slick-Soft		Run #	1	Front Tyre	Slick-Hard	Rear Tyre	Slick-Soft		
		New Tyre		New Tyre					New Tyre		New Tyre			
1	2'03.083	34.123	30.368	30.216	28.376	345.0	1	2'03.713	34.744	30.251	30.361	28.357	342.8	
2	2'03.250	34.567	30.136	<u>30.187</u>	28.360	339.6	2	2'03.202	<u>34.647</u>	<u>30.032</u>	<u>30.291</u>	<u>28.232</u>	343.9	
3	2'03.636	34.700	30.289	30.282	28.365	339.6	3	2'03.617	34.712	30.127	30.464	28.314	338.5	
4	2'03.554	34.666	30.107	30.330	28.451	339.6	4	2'03.752	34.789	30.246	30.420	28.297	341.7	
5	<u>2'03.082</u>	<u>34.554</u>	<u>30.020</u>	30.189	<u>28.319</u>	339.6	5	2'03.497	34.758	30.098	30.376	28.265	339.6	
6	2'03.443	34.620	30.097	30.276	28.450	338.5	6	2'03.709	34.704	30.166	30.429	28.410	338.5	
7	2'03.333	34.656	30.082	30.207	28.388	339.6	7	2'05.776	34.975	30.698	31.592	28.511	342.8	
8	2'03.565	34.701	30.127	30.314	28.423	339.6	8	2'03.935	34.874	30.104	30.622	28.335	342.8	
9	2'03.922	34.831	30.184	30.439	28.468	339.6	9	2'04.375	35.044	30.619	30.454	28.258	<u>347.2</u>	
10	2'04.402	34.804	30.330	30.530	28.738	339.6	10	2'04.746	35.090	30.386	30.369	28.901	341.7	
2nd	42	Alex RINS HONDA SPA												
		LCR Honda CASTROL												
		Runs=1 Total laps=10		Full laps=9 Valid laps=9										
Run #	1	Front Tyre	Slick-Hard	Rear Tyre	Slick-Soft		Run #	1	Front Tyre	Slick-Hard	Rear Tyre	Slick-Soft		
		New Tyre		New Tyre					New Tyre		New Tyre			
1	2'03.296	34.142	30.181	30.548	28.425	334.3	1	2'06.144	35.690	30.517	31.460	28.477	350.6	
2	2'04.145	<u>34.468</u>	30.355	30.992	28.330	339.6	2	<u>2'03.644</u>	<u>34.668</u>	<u>30.012</u>	<u>30.526</u>	28.438	<u>351.7</u>	
3	2'03.771	34.525	30.188	30.650	28.408	339.6	3	2'04.049	34.803	30.214	30.722	<u>28.310</u>	343.9	
4	2'03.500	34.513	30.130	30.495	28.362	<u>342.8</u>	4	2'04.074	34.833	30.121	30.695	28.425	346.1	
5	<u>2'03.421</u>	34.555	30.186	<u>30.373</u>	<u>28.307</u>	342.8	5	2'03.939	34.804	30.098	30.532	28.505	347.2	
6	2'03.597	34.576	<u>30.050</u>	30.552	28.419	341.7	6	2'04.269	34.944	30.388	30.542	28.395	342.8	
7	2'04.181	34.759	30.236	30.834	28.352	334.3	7	2'04.345	34.896	30.340	30.608	28.501	341.7	
8	2'03.803	34.541	30.335	30.454	28.473	335.4	8	2'04.097	34.963	30.229	30.528	28.377	340.6	
9	2'04.030	34.609	30.415	30.527	28.479	333.3	9	2'04.409	34.775	30.405	30.749	28.480	340.6	
10	2'04.071	34.650	30.421	30.555	28.445	335.4	10	2'04.475	34.873	30.386	30.559	28.657	340.6	
3rd	89	Jorge MARTIN DUCATI SPA												
		Prima Pramac Racing												
		Runs=1 Total laps=10		Full laps=9 Valid laps=9										
Run #	1	Front Tyre	Slick-Hard	Rear Tyre	Slick-Soft		Run #	1	Front Tyre	Slick-Hard	Rear Tyre	Slick-Soft		
		New Tyre		New Tyre					New Tyre		New Tyre			
1	2'04.459	35.523	30.139	30.543	<u>28.254</u>	<u>350.6</u>	1	2'06.350	36.060	30.688	31.064	28.538	<u>349.5</u>	
2	<u>2'03.343</u>	<u>34.551</u>	<u>29.901</u>	30.568	28.323	346.1	2	2'04.029	34.713	30.153	30.643	28.520	342.8	
3	2'03.553	34.760	29.934	30.480	28.379	345.0	3	<u>2'03.813</u>	34.914	<u>30.084</u>	<u>30.419</u>	<u>28.396</u>	347.2	
4	2'03.760	34.774	30.027	30.566	28.393	347.2	4	2'04.340	34.696	30.178	30.844	28.622	346.1	
5	2'03.806	34.756	30.014	30.625	28.411	343.9	5	2'03.854	<u>34.640</u>	30.266	30.536	28.412	341.7	
6	2'03.776	34.768	30.141	30.430	28.437	342.8	6	2'04.296	34.804	30.351	30.640	28.501	343.9	
7	2'04.301	35.014	30.231	30.562	28.494	342.8	7	2'04.138	34.958	30.270	30.479	28.431	342.8	
8	2'04.030	34.747	30.189	30.639	28.455	340.6								
9	2'04.362	35.043	30.439	<u>30.410</u>	28.470	339.6								
Fastest Lap:	Francesco BAGNAIA	Ducati Lenovo Team	ITA	2'03.082	34.554	30.020	30.189	28.319						

These data/results cannot be reproduced, stored and/or transmitted in whole or in part by any manner of electronic, mechanical, photocopying, recording, broadcasting or otherwise now known or herein after developed without the previous express consent by the copyright owner, except for reproduction in daily press and regular printed publications on sale to the public within 60 days of the event related to those data/results and always provided that copyright symbol appears together as follows below.
© DORNA, 2023



Lap	Lap Time	T1	T2	T3	T4	Speed	Lap	Lap Time	T1	T2	T3	T4	Speed
8	2'04.164	35.068	30.158	30.492	28.446	339.6	1	2'08.066	36.768	30.968	31.851	28.479	348.3
9	2'04.500	34.884	30.364	30.626	28.626	341.7	2	2'04.536	35.034	30.334	30.794	28.374	346.1
10	2'04.663	34.986	30.333	30.607	28.737	343.9	3	2'04.606	34.978	30.317	30.800	28.511	347.2

7th **10** **Luca MARINI** DUCATI ITA
Mooney VR46 Racing Team
Runs=1 Total laps=10 Full laps=9 Valid laps=9

Run #	1	Front Tyre	Slick-Hard	Rear Tyre	Slick-Soft	
		New Tyre		New Tyre		
1	2'06.941	36.649	30.842	30.867	28.583	349.5
2	2'03.738	34.578	30.217	30.479	28.464	346.1
3	2'04.289	34.918	30.244	30.620	28.507	349.5
4	2'04.225	35.046	30.192	30.513	28.474	349.5
5	2'04.319	35.017	30.234	30.666	28.402	345.0
6	2'03.667	34.629	30.161	30.348	28.529	342.8
7	2'03.982	34.807	30.350	30.383	28.442	348.3
8	2'04.069	34.845	30.235	30.554	28.435	343.9
9	2'04.440	34.881	30.465	30.580	28.514	343.9
10	2'05.053	34.967	30.315	30.696	29.075	348.3

8th **88** **Miguel OLIVEIRA** APRILIA POR
CryptoDATA RNF MotoGP Team
Runs=1 Total laps=10 Full laps=9 Valid laps=9

Run #	1	Front Tyre	Slick-Hard	Rear Tyre	Slick-Soft	
		New Tyre		New Tyre		
1	2'05.817	35.944	30.671	30.780	28.422	350.6
2	2'04.428	34.741	30.039	31.163	28.485	350.6
3	2'04.541	34.858	30.435	30.727	28.521	346.1
4	2'04.280	35.084	30.114	30.544	28.538	345.0
5	2'04.718	35.387	30.359	30.600	28.372	348.3
6	2'04.218	34.946	30.226	30.649	28.397	342.8
7	2'04.552	35.255	30.211	30.728	28.358	345.0
8	2'04.665	35.064	30.411	30.729	28.461	343.9
9	2'04.397	34.957	30.488	30.538	28.414	339.6
10	2'04.422	34.999	30.331	30.591	28.501	340.6

9th **43** **Jack MILLER** KTM AUS
Red Bull KTM Factory Racing
Runs=1 Total laps=10 Full laps=9 Valid laps=9

Run #	1	Front Tyre	Slick-Hard	Rear Tyre	Slick-Soft	
		New Tyre		New Tyre		
1	2'05.618	35.864	30.520	30.794	28.440	350.6
2	2'04.433	34.712	30.078	31.164	28.479	345.0
3	2'04.633	34.875	30.254	30.861	28.643	346.1
4	2'04.917	35.023	30.398	30.852	28.644	348.3
5	2'04.784	35.022	30.414	30.820	28.528	347.2
6	2'04.926	35.185	30.446	30.711	28.584	342.8
7	2'04.739	35.229	30.249	30.687	28.574	341.7
8	2'04.490	34.876	30.161	30.902	28.551	341.7
9	2'04.716	34.963	30.606	30.543	28.604	343.9
10	2'04.462	34.907	30.329	30.707	28.519	348.3

10th **12** **Maverick VIÑALES** APRILIA SPA
Aprilia Racing
Runs=1 Total laps=10 Full laps=9 Valid laps=9

Run #	1	Front Tyre	Slick-Hard	Rear Tyre	Slick-Soft	
		New Tyre		New Tyre		

Lap	Lap Time	T1	T2	T3	T4	Speed	Lap	Lap Time	T1	T2	T3	T4	Speed
4	2'04.803	35.192	30.308	30.808	28.495	348.3	4	2'04.803	35.192	30.308	30.808	28.495	348.3
5	2'04.427	34.807	30.537	30.711	28.372	346.1	5	2'04.427	34.807	30.537	30.711	28.372	346.1
6	2'04.149	34.878	30.381	30.589	28.301	342.8	6	2'04.149	34.878	30.381	30.589	28.301	342.8
7	2'04.314	34.697	30.327	30.795	28.495	348.3	7	2'04.314	34.697	30.327	30.795	28.495	348.3
8	2'04.039	34.678	30.083	30.916	28.362	337.5	8	2'04.039	34.678	30.083	30.916	28.362	337.5
9	2'04.456	34.667	30.618	30.677	28.494	343.9	9	2'04.456	34.667	30.618	30.677	28.494	343.9
10	2'04.613	34.935	30.398	30.809	28.471	345.0	10	2'04.613	34.935	30.398	30.809	28.471	345.0

11th **5** **Johann ZARCO** DUCATI FRA
Prima Pramac Racing
Runs=1 Total laps=10 Full laps=9 Valid laps=9

Run #	1	Front Tyre	Slick-Hard	Rear Tyre	Slick-Soft	
		New Tyre		New Tyre		
1	2'04.383	35.158	30.429	30.356	28.440	349.5
2	2'04.668	34.892	30.042	31.306	28.428	346.1
3	2'04.114	34.934	30.210	30.538	28.432	343.9
4	2'04.233	35.132	30.169	30.534	28.398	343.9
5	2'04.215	34.836	30.339	30.473	28.567	340.6
6	2'04.869	35.057	30.437	30.838	28.537	338.5
7	2'05.086	35.397	30.274	30.925	28.490	341.7
8	2'04.440	35.027	30.281	30.512	28.620	342.8
9	2'06.112	35.609	31.180	30.791	28.532	343.9
10	2'07.401	35.434	30.767	32.081	29.119	340.6

12th **36** **Joan MIR** HONDA SPA
Repsol Honda Team
Runs=1 Total laps=10 Full laps=9 Valid laps=9

Run #	1	Front Tyre	Slick-Hard	Rear Tyre	Slick-Soft	
		New Tyre		New Tyre		
1	2'06.611	36.152	30.886	30.938	28.635	346.1
2	2'04.954	34.906	30.949	30.586	28.513	345.0
3	2'05.034	34.904	30.301	31.276	28.553	343.9
4	2'04.374	35.032	30.379	30.440	28.523	342.8
5	2'04.487	35.031	30.348	30.483	28.625	340.6
6	2'04.739	35.048	30.515	30.580	28.596	338.5
7	2'05.193	34.949	30.464	31.056	28.724	338.5
8	2'04.980	35.155	30.503	30.592	28.730	339.6
9	2'05.038	35.206	30.491	30.716	28.625	338.5
10	2'04.848	35.111	30.564	30.572	28.601	339.6

13th **30** **Takaaki NAKAGAMI** HONDA JPN
LCR Honda IDEMITSU
Runs=1 Total laps=10 Full laps=9 Valid laps=9

Run #	1	Front Tyre	Slick-Hard	Rear Tyre	Slick-Soft	
		New Tyre		New Tyre		
1	2'07.217	36.388	31.205	31.045	28.579	342.8
2	2'04.805	35.052	30.393	30.754	28.606	341.7
3	2'04.842	35.123	30.224	30.898	28.597	339.6
4	2'04.624	35.013	30.393	30.635	28.583	340.6
5	2'04.668	35.023	30.267	30.855	28.523	338.5
6	2'05.242	35.114	30.629	30.934	28.565	337.5
7	2'04.846	35.001	30.306	30.825	28.714	335.4
8	2'04.891	35.176	30.412	30.780	28.523	336.4
9	2'04.803	34.971	30.497	30.764	28.571	334.3

Fastest Lap: Francesco BAGNAIA Ducati Lenovo Team ITA 2'03.082 34.554 30.020 30.189 28.319

These data/results cannot be reproduced, stored and/or transmitted in whole or in part by any manner of electronic, mechanical, photocopying, recording, broadcasting or otherwise now known or herein after developed without the previous express consent by the copyright owner, except for reproduction in daily press and regular printed publications on sale to the public within 60 days of the event related to those data/results and always provided that copyright symbol appears together as follows below.
© DORNA, 2023



Tissot Sprint

MotoGP

Lap	Lap Time	T1	T2	T3	T4	Speed	Lap	Lap Time	T1	T2	T3	T4	Speed
10	2'04.924	35.023	30.552	30.717	28.632	335.4	3	2'05.469	35.250	30.461	30.996	28.762	341.7
14th 21 Franco MORBIDELLI YAMAHA ITA Monster Energy Yamaha MotoGP Runs=1 Total laps=10 Full laps=9 Valid laps=9							4	2'05.515	35.258	30.598	30.821	28.838	342.8
Run #	1	Front Tyre	Slick-Hard	Rear Tyre	Slick-Soft		5	2'05.693	35.331	30.682	30.873	28.807	338.5
			New Tyre		New Tyre		6	2'05.825 *	35.365	30.709 *	30.870	28.881	335.4
1	2'06.803	36.267	30.995	30.887	28.654	341.7	7	2'05.908	35.374	30.665	30.901	28.968	335.4
2	2'04.970	35.130	30.479	30.810	28.551	342.8	8	2'06.012	35.334	30.583	30.884	29.211	336.4
3	2'05.277	34.944	30.297	31.466	28.570	345.0	9	2'06.229	35.639	30.759	30.956	28.875	336.4
4	2'04.686	35.106	30.339	30.632	28.609	343.9	10	2'06.640	35.676	30.830	30.947	29.187	337.5
5	2'05.190	35.053	30.735	30.783	28.619	340.6	18th 6 Stefan BRADL HONDA GER Repsol Honda Team Runs=1 Total laps=10 Full laps=9 Valid laps=9						
6	2'04.754	35.204	30.355	30.635	28.560	338.5	Run #	1	Front Tyre	Slick-Hard	Rear Tyre	Slick-Soft	
7	2'04.937	35.312	30.327	30.677	28.621	337.5				New Tyre		New Tyre	
8	2'04.805	35.102	30.455	30.618	28.630	338.5	1	2'08.633	37.019	30.988	31.925	28.701	331.2
9	2'04.883	35.131	30.490	30.628	28.634	336.4	2	2'05.142	35.232	30.439	30.799	28.672	342.8
10	2'05.499	35.464	30.514	30.855	28.666	335.4	3	2'05.577	35.406	30.562	30.879	28.730	341.7
15th 25 Raul FERNANDEZ APRILIA SPA CryptoDATA RNF MotoGP Team Runs=1 Total laps=10 Full laps=9 Valid laps=8							4	2'05.556	35.325	30.584	30.929	28.718	341.7
Run #	1	Front Tyre	Slick-Hard	Rear Tyre	Slick-Soft		5	2'05.700	35.265	30.653	31.108	28.674	338.5
			New Tyre		New Tyre		6	2'05.897	35.436	30.623	31.076	28.762	335.4
1	2'07.985	37.137	31.194	31.068	28.586	333.3	7	2'06.485	35.445	30.609	31.321	29.110	337.5
2	2'05.115	35.325	30.438	30.815	28.537	345.0	8	2'05.816	35.370	30.615	31.123	28.708	336.4
3	2'04.869	35.187	30.437	30.637	28.608	343.9	9	2'06.170	35.594	30.808	30.999	28.769	339.6
4	2'04.747	35.220	30.410	30.678	28.439	341.7	10	2'06.081	35.445	30.828	30.915	28.893	338.5
5	2'04.769	35.124	30.414	30.745	28.486	342.8	19th 20 Fabio QUARTARARO YAMAHA FRA Monster Energy Yamaha MotoGP Runs=1 Total laps=10 Full laps=9 Valid laps=8						
6	2'04.901	35.072	30.506	30.849	28.474	341.7	Run #	1	Front Tyre	Slick-Hard	Rear Tyre	Slick-Soft	
7	2'05.101	35.215	30.512	30.773	28.601	339.6				New Tyre		New Tyre	
8	2'04.935 *	35.230	30.339 *	30.693	28.673	340.6	1	2'03.964	35.022	30.272	30.313	28.357	340.6
9	2'05.571	35.210	30.759	30.948	28.654	337.5	2	2'03.692	34.518	30.141	30.676	28.357	341.7
10	2'06.567	35.634	30.806	31.148	28.979	338.5	3	2'04.054	34.667	30.160	30.763	28.464	341.7
16th 37 Augusto FERNANDEZ KTM SPA GASGAS Factory Racing Tech3 Runs=1 Total laps=10 Full laps=9 Valid laps=9							4	2'04.229	34.700	30.303	30.819	28.407	341.7
Run #	1	Front Tyre	Slick-Hard	Rear Tyre	Slick-Soft		5	2'26.957	57.320	30.429	30.820	28.388	333.3
			New Tyre		New Tyre		6	2'03.915	34.896	30.305	30.363	28.351	333.3
1	2'08.837	37.377	31.313	31.428	28.719	339.6	7	2'03.706	34.737	30.180	30.398	28.391	333.3
2	2'05.273	35.204	30.478	30.937	28.654	337.5	8	2'04.288	34.699	30.225	30.910	28.454	334.3
3	2'05.387	35.174	30.622	30.862	28.729	341.7	9	2'03.576	34.584	30.258	30.357	28.377	333.3
4	2'05.616	35.243	30.713	30.920	28.740	338.5	10	2'04.058 *	34.694	30.357 *	30.553	28.454	335.4
5	2'05.703	35.242	30.667	31.091	28.703	336.4	20th 94 Jonas FOLGER KTM GER GASGAS Factory Racing Tech3 Runs=1 Total laps=10 Full laps=9 Valid laps=9						
6	2'05.769	35.369	30.625	31.080	28.695	337.5	Run #	1	Front Tyre	Slick-Hard	Rear Tyre	Slick-Soft	
7	2'06.205	35.477	30.636	31.111	28.981	342.8				New Tyre		New Tyre	
8	2'05.143	35.014	30.455	30.780	28.894	335.4	1	2'09.857	37.860	31.391	31.559	29.047	341.7
9	2'05.283	35.074	30.563	31.018	28.628	333.3	2	2'07.464	36.104	30.817	31.329	29.214	334.3
10	2'05.182	35.150	30.541	30.770	28.721	335.4	3	2'07.577	36.119	30.839	31.382	29.237	332.3
17th 49 Fabio DI GIANNANTONI DUCATI ITA Gresini Racing MotoGP Runs=1 Total laps=10 Full laps=9 Valid laps=8							4	2'07.749	36.174	31.023	31.173	29.379	333.3
Run #	1	Front Tyre	Slick-Hard	Rear Tyre	Slick-Soft		5	2'08.080	36.251	30.973	31.530	29.326	332.3
			New Tyre		New Tyre		6	2'08.679	36.071	31.679	31.588	29.341	333.3
1	2'08.383	37.268	31.107	31.395	28.613	338.5	7	2'08.236	36.286	31.106	31.516	29.328	329.2
2	2'05.222	35.118	30.412	30.896	28.796	343.9	8	2'07.945	36.198	31.221	31.343	29.183	330.2
							9	2'08.581	36.153	31.178	31.912	29.338	330.2
							10	2'08.075	36.068	31.133	31.588	29.286	331.2

Fastest Lap: Francesco BAGNAIA Ducati Lenovo Team ITA **2'03.082** 34.554 30.020 30.189 28.319

These data/results cannot be reproduced, stored and/or transmitted in whole or in part by any manner of electronic, mechanical, photocopying, recording, broadcasting or otherwise now known or herein after developed without the previous express consent by the copyright owner, except for reproduction in daily press and regular printed publications on sale to the public within 60 days of the event related to those data/results and always provided that copyright symbol appears together as follows below.
© DORNA, 2023



Lap	Lap Time	T1	T2	T3	T4	Speed	Lap	Lap Time	T1	T2	T3	T4	Speed
-----	----------	----	----	----	----	-------	-----	----------	----	----	----	----	-------

21st 73 Alex MARQUEZ DUCATI SPA
Gresini Racing MotoGP
Runs=1 Total laps=6 Full laps=5 Valid laps=5

Run #	1	Front Tyre	Slick-Hard	Rear Tyre	Slick-Soft	
			New Tyre		New Tyre	
1	2'05.274	35.756	30.375	30.891	28.252	348.3
2	2'03.249	34.608	29.909	30.559	28.173	346.1
3	2'03.571	34.519	30.134	30.434	28.484	347.2
4	2'03.603	34.628	30.146	30.425	28.404	347.2
5	2'03.444	34.545	30.053	30.548	28.298	345.0
6	2'03.944	34.712	30.159	30.673	28.400	348.3
	unfinished	34.895	30.304			343.9

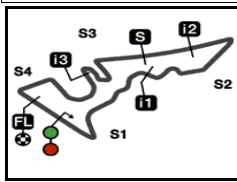
22nd 51 Michele PIRRO DUCATI ITA
Ducati Lenovo Team
Runs=1 Total laps=5 Full laps=3 Valid laps=3

Run #	1	Front Tyre	Slick-Hard	Rear Tyre	Slick-Soft	
			New Tyre		New Tyre	
1	2'07.680	36.882	30.946	31.286	28.566	335.4
2	2'04.791	35.271	30.233	30.757	28.530	345.0
3	2'05.063	35.084	30.828	30.661	28.490	346.1
4	2'04.956	35.210	30.489	30.671	28.586	346.1
5	3'04.030 P	1'17.807	33.795	35.259	37.169	267.3

Fastest Lap: Francesco BAGNAIA Ducati Lenovo Team ITA **2'03.082** 34.554 30.020 30.189 28.319

These data/results cannot be reproduced, stored and/or transmitted in whole or in part by any manner of electronic, mechanical, photocopying, recording, broadcasting or otherwise now known or herein after developed without the previous express consent by the copyright owner, except for reproduction in daily press and regular printed publications on sale to the public within 60 days of the event related to those data/results and always provided that copyright symbol appears together as follows below.
© DORNA, 2023





5513 m.

RED BULL GRAND PRIX OF THE AMERICAS

Tissot Sprint
Analysis by Lap

35

Num Lap Time Gap

Num	Lap	Time	Gap
Lap 1			
1	2'03.083		
42	2'03.296	0.213	
41	2'03.713	0.630	
20	2'03.964	0.881	
5	2'04.383	1.300	
89	2'04.459	1.376	
73	2'05.274	2.191	
43	2'05.618	2.535	
88	2'05.817	2.734	
33	2'06.144	3.061	
72	2'06.350	3.267	
36	2'06.611	3.528	
21	2'06.803	3.720	
10	2'06.941	3.858	
30	2'07.217	4.134	
51	2'07.680	4.597	
25	2'07.985	4.902	
12	2'08.066	4.983	
49	2'08.383	5.300	
6	2'08.633	5.550	
37	2'08.837	5.754	
94	2'09.857	6.774	
Lap 2			
1	2'03.250		
41	2'03.202	0.582	
42	2'04.145	1.108	
20	2'03.692	1.323	
89	2'03.343	1.469	
73	2'03.249	2.190	
5	2'04.668	2.718	
33	2'03.644	3.455	
43	2'04.433	3.718	
88	2'04.428	3.912	
72	2'04.029	4.046	
10	2'03.738	4.346	
36	2'04.954	5.232	
21	2'04.970	5.440	
30	2'04.805	5.689	
51	2'04.791	6.138	
12	2'04.536	6.269	
25	2'05.115	6.767	
49	2'05.222	7.272	
6	2'05.142	7.442	
37	2'05.273	7.777	
94	2'07.464	10.988	
Lap 3			
1	2'03.636		
41	2'03.617	0.563	
42	2'03.771	1.243	
89	2'03.553	1.386	
20	2'04.054	1.741	
73	2'03.571	2.125	
5	2'04.114	3.196	
33	2'04.049	3.868	
72	2'03.813	4.223	
43	2'04.633	4.715	
88	2'04.541	4.817	
10	2'04.289	4.999	
36	2'05.034	6.630	
30	2'04.842	6.895	
21	2'05.277	7.081	
12	2'04.606	7.239	
51	2'05.063	7.565	
25	2'04.869	8.000	
49	2'05.469	9.105	
6	2'05.577	9.383	
37	2'05.387	9.528	
94	2'07.577	14.929	
Lap 4			
1	2'03.554		
41	2'03.752	0.761	
42	2'03.500	1.189	
89	2'03.760	1.592	
73	2'03.603	2.174	
20	2'04.229	2.416	
5	2'04.233	3.875	
33	2'04.074	4.388	
72	2'04.340	5.009	
88	2'04.280	5.543	
10	2'04.225	5.670	
43	2'04.917	6.078	
36	2'04.374	7.450	
30	2'04.624	7.965	
21	2'04.686	8.213	
12	2'04.803	8.488	
51	2'04.956	8.967	
25	2'04.747	9.193	
49	2'05.515	11.066	
6	2'05.556	11.385	
37	2'05.616	11.590	
94	2'07.749	19.124	
Lap 5			
1	2'03.082		
41	2'03.497	1.176	
42	2'03.421	1.528	
89	2'03.806	2.316	
73	2'03.444	2.536	
5	2'04.215	5.008	
33	2'03.939	5.245	
72	2'03.854	5.781	
10	2'04.319	6.907	
88	2'04.718	7.179	
43	2'04.784	7.780	
36	2'04.487	8.855	
30	2'04.668	9.551	
12	2'04.427	9.833	
21	2'05.190	10.321	
25	2'04.769	10.880	
49	2'05.693	13.677	
6	2'05.700	14.003	
37	2'05.703	14.211	
94	2'08.080	24.122	
20	2'26.957	26.291	
51	3'04.030	1'09.915	
Lap 6			
1	2'03.443		
41	2'03.709	1.442	
42	2'03.597	1.682	
89	2'03.776	2.649	
73	2'03.944	3.037	
33	2'04.269	6.071	
5	2'04.869	6.434	
72	2'04.296	6.634	
10	2'03.667	7.131	
88	2'04.218	7.954	
43	2'04.926	9.263	
36	2'04.739	10.151	
12	2'04.149	10.539	
30	2'05.242	11.350	
21	2'04.754	11.632	
25	2'04.901	12.338	
49	2'05.825	16.059	
6	2'05.897	16.457	
37	2'05.769	16.537	
20	2'03.915	26.763	
94	2'08.679	29.358	
Lap 7			
1	2'03.333		
42	2'04.181	2.530	
89	2'04.301	3.617	
41	2'05.776	3.885	
33	2'04.345	7.083	
72	2'04.138	7.439	
10	2'03.982	7.780	
5	2'05.086	8.187	
88	2'04.552	9.173	
43	2'04.739	10.669	
12	2'04.314	11.520	
36	2'05.193	12.011	
30	2'04.846	12.863	
21	2'04.937	13.236	
25	2'05.101	14.106	
49	2'05.908	18.634	
37	2'06.205	19.409	
6	2'06.485	19.609	
20	2'03.706	27.136	
94	2'08.236	34.261	
Lap 8			
1	2'03.565		
42	2'03.803	2.768	
89	2'04.030	4.082	
41	2'03.935	4.255	
33	2'04.097	7.615	
72	2'04.164	8.038	
10	2'04.069	8.284	
5	2'04.440	9.062	
88	2'04.665	10.273	
43	2'04.490	11.594	
12	2'04.039	11.994	
36	2'04.980	13.426	
30	2'04.891	14.189	
21	2'04.805	14.476	
25	2'04.935	15.476	
37	2'05.143	20.987	
49	2'06.012	21.081	
6	2'05.816	21.860	
20	2'04.288	27.859	
94	2'07.945	38.641	
Lap 9			
1	2'03.922		
42	2'04.030	2.876	
89	2'04.362	4.522	
41	2'04.375	4.708	
33	2'04.409	8.102	
72	2'04.500	8.616	
10	2'04.440	8.802	
88	2'04.397	10.748	
5	2'06.112	11.252	
43	2'04.716	12.388	
12	2'04.456	12.528	
36	2'05.038	14.542	
30	2'04.803	15.070	
21	2'04.883	15.437	
25	2'05.571	17.125	
37	2'05.283	22.348	
49	2'06.229	23.388	
6	2'06.170	24.108	
20	2'03.576	27.513	
94	2'08.581	43.300	
Lap 10			
1	2'04.402		
42	2'04.071	2.545	
89	2'04.586	4.706	
41	2'04.746	5.052	
33	2'04.475	8.175	
72	2'04.663	8.877	
10	2'05.053	9.453	
88	2'04.422	10.768	
43	2'04.462	12.448	
12	2'04.613	12.739	
5	2'07.401	14.251	
36	2'04.848	14.988	
30	2'04.924	15.592	
21	2'05.499	16.534	
25	2'06.567	19.290	
37	2'05.182	23.128	
49	2'06.640	25.626	
6	2'06.081	25.787	
20	2'04.058	27.169	
94	2'08.075	46.973	

□ Lapped rider

These data/results cannot be reproduced, stored and/or transmitted in whole or in part by any manner of electronic, mechanical, photocopying, recording, broadcasting or otherwise now known or herein after developed without the previous express consent by the copyright owner, except for reproduction in daily press and regular printed publications on sale to the public within 60 days of the event related to those data/results and always provided that copyright symbol appears together as follows below.

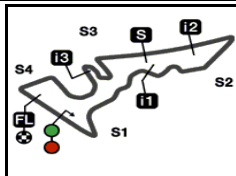
© DORNA, 2023

Official MotoGP Timing by TISSOT
www.motogp.com

Austin, Saturday, April 15, 2023

Page 1 of 1





5513 m.

RED BULL GRAND PRIX OF THE AMERICAS

After the Tissot Sprint

2023 Rookie of the Year Classification

36

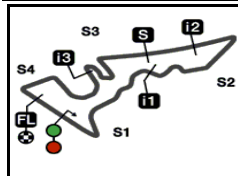
Rider	Nation	Points	Leader Previous	POR	ARG	AME	SPA	FRA	ITA	GER	NED	KAZ	GBR	AUT	CAT	RSM	IND	JPN	INA	AUS	THA	MAL	QAT	VAI
1 FERNANDEZ Augusto	SPA	8		3	5	-																		

These data/results cannot be reproduced, stored and/or transmitted in whole or in part by any manner of electronic, mechanical, photocopying, recording, broadcasting or otherwise now known or herein after developed without the previous express consent by the copyright owner, except for reproduction in daily press and regular printed publications on sale to the public within 60 days of the event related to those data/results and always provided that copyright symbol appears together as follows below.
 © DORNA, 2023

Official MotoGP Timing by 
www.motogp.com

Austin, Saturday, April 15, 2023





5513 m.

RED BULL GRAND PRIX OF THE AMERICAS

After the Tissot Sprint

2023 Independent Team Classification

36

Rider	Nation	Points	Leader	Previous	POR	ARG	AME	SPA	FRA	ITA	GER	NED	KAZ	GBR	AUT	CAT	RSM	IND	JPN	INA	AUS	THA	MAL	QAT	V
1 BEZZECCHI Marco	ITA	54			16	34	4																		
2 ZARCO Johann	FRA	35	19	19	15	20	-																		
3 MARQUEZ Alex	SPA	33	21	2	12	21	-																		
4 MARTIN Jorge	SPA	29	25	4	9	13	7																		
5 RINS Alex	SPA	22	32	7	6	7	9																		
6 MARINI Luca	ITA	18	36	4	-	15	3																		
7 FERNANDEZ Augusto	SPA	8	46	10	3	5	-																		
8 NAKAGAMI Takaaki	JPN	7	47	1	4	3	-																		
9 DI GIANNANTONIO Fabio	ITA	6	48	1	-	6	-																		
10 OLIVEIRA Miguel	POR	5	49	1	3	-	2																		
11 FERNANDEZ Raul	SPA	2	52	3	-	2	-																		

Team	Points	Leader	Previous	POR	ARG	AME	SPA	FRA	ITA	GER	NED	KAZ	GBR	AUT	CAT	RSM	IND	JPN	INA	AUS	THA	MAL	
1 MOONEY VR46 RACING TEAM	84			16	49	7																	
2 PRIMA PRAMAC RACING	78	6	6	24	33	7																	
3 LCR HONDA	43	41	35	10	10	9																	
4 GRESINI RACING MOTOGP	39	45	4	12	27	-																	
5 CRYPTODATA RNF MOTOGP TEAM	14	70	25	3	2	2																	
6 GASGAS FACTORY RACING TECH3	8	76	6	3	5	-																	

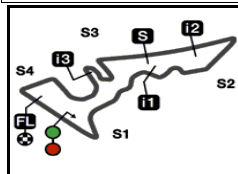
These data/results cannot be reproduced, stored and/or transmitted in whole or in part by any manner of electronic, mechanical, photocopying, recording, broadcasting or otherwise now known or herein after developed without the previous express consent by the copyright owner, except for reproduction in daily press and regular printed publications on sale to the public within 60 days of the event related to those data/results and always provided that copyright symbol appears together as follows below.

© DORNA, 2023

Official MotoGP Timing by **TISSOT**
www.motogp.com

Austin, Saturday, April 15, 2023





5513 m.

RED BULL GRAND PRIX OF THE AMERICAS

Tissot Sprint - Starting Grid

Race : 10 laps = 55.13 km



1	3 2'02.181 10 Luca MARINI Ducati	2 2'02.052 42 Alex RINS Honda	1 2'01.892 1 Francesco BAGNAIA Ducati
2	6 2'02.539 41 Aleix ESPARGARO Aprilia	5 2'02.268 72 Marco BEZZECCHI Ducati	4 2'02.242 73 Alex MARQUEZ Ducati
3	9 2'03.062 5 Johann ZARCO Ducati	8 2'02.882 12 Maverick VIÑALES Aprilia	7 2'02.749 20 Fabio QUARTARARO Yamaha
4	12 2'03.292 89 Jorge MARTIN Ducati	11 2'03.107 33 Brad BINDER KTM	10 2'03.084 43 Jack MILLER KTM
5	15 2'03.065 88 Miguel OLIVEIRA Aprilia	14 2'02.950 21 Franco MORBIDELLI Yamaha	13 2'02.743 36 Joan MIR Honda
6	18 2'03.452 51 Michele PIRRO Ducati	17 2'03.403 30 Takaaki NAKAGAMI Honda	16 2'03.350 49 Fabio DI GIANNANTONIO Ducati
7	21 2'03.907 6 Stefan BRADL Honda	20 2'03.798 37 Augusto FERNANDEZ KTM	19 2'03.527 25 Raul FERNANDEZ Aprilia
8			22 2'07.597 94 Jonas FOLGER KTM

The results are provisional until the end of the limit for protest and appeals and until the ratification of the Event Management Committee.

Time limit for protest expires 60' at the latest after publication of the results - Time:

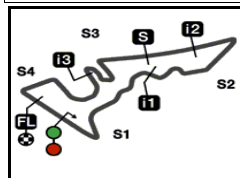
These data/results cannot be reproduced, stored and/or transmitted in whole or in part by any manner of electronic, mechanical, photocopying, recording, broadcasting or otherwise now known or herein after developed without the previous express consent of the copyright owner, except for reproduction in daily press and regular printed publications on sale to the public within 60 days of the event related to those data/results and always provided that copyright symbol appears together as follows below.

© DORNA, 2023

Official MotoGP Timing by TISSOT
www.motogp.com

Austin, Saturday, April 15, 2023





5513 m.

RED BULL GRAND PRIX OF THE AMERICAS**Tissot Sprint****Top Speed & Average**

Rider	Nation	Motorcycle	Top 5 speeds					Average	Top
33 Brad BINDER	RSA	KTM	351.7	350.6	347.2	346.1	343.9	347.9	351.7
43 Jack MILLER	AUS	KTM	350.6	348.3	348.3	347.2	346.1	348.1	350.6
88 Miguel OLIVEIRA	POR	APRILIA	350.6	350.6	348.3	346.1	345.0	347.6	350.6
89 Jorge MARTIN	SPA	DUCATI	350.6	347.2	346.1	345.0	343.9	346.6	350.6
5 Johann ZARCO	FRA	DUCATI	349.5	346.1	343.9	343.9	343.9	345.5	349.5
10 Luca MARINI	ITA	DUCATI	349.5	349.5	349.5	348.3	348.3	349.0	349.5
72 Marco BEZZECCHI	ITA	DUCATI	349.5	347.2	346.1	343.9	343.9	346.1	349.5
12 Maverick VIÑALES	SPA	APRILIA	348.3	348.3	348.3	347.2	346.1	347.4	348.3
73 Alex MARQUEZ	SPA	DUCATI	348.3	348.3	347.2	347.2	346.1	347.4	348.3
41 Aleix ESPARGARO	SPA	APRILIA	347.2	343.9	342.8	342.8	342.8	343.9	347.2
36 Joan MIR	SPA	HONDA	346.1	345.0	343.9	342.8	340.6	343.7	346.1
51 Michele PIRRO	ITA	DUCATI	346.1	346.1	345.0	335.4	267.3	328.0	346.1
1 Francesco BAGNAIA	ITA	DUCATI	345.0	339.6	339.6	339.6	339.6	340.2	345.0
21 Franco MORBIDELLI	ITA	YAMAHA	345.0	343.9	342.8	341.7	340.6	342.8	345.0
25 Raul FERNANDEZ	SPA	APRILIA	345.0	343.9	342.8	341.7	341.7	343.0	345.0
49 Fabio DI GIANNANTONIO	ITA	DUCATI	343.9	342.8	341.7	338.5	338.5	341.1	343.9
6 Stefan BRADL	GER	HONDA	342.8	341.7	341.7	339.6	338.5	340.5	342.8
30 Takaaki NAKAGAMI	JPN	HONDA	342.8	341.7	340.6	339.6	338.5	340.6	342.8
37 Augusto FERNANDEZ	SPA	KTM	342.8	341.7	339.6	338.5	337.5	339.6	342.8
42 Alex RINS	SPA	HONDA	342.8	342.8	341.7	339.6	339.6	341.3	342.8
20 Fabio QUARTARARO	FRA	YAMAHA	341.7	341.7	341.7	340.6	335.4	340.2	341.7
94 Jonas FOLGER	GER	KTM	341.7	334.3	333.3	333.3	332.3	334.5	341.7

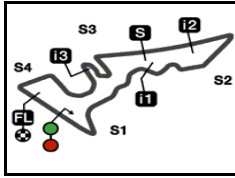
These data/results cannot be reproduced, stored and/or transmitted in whole or in part by any manner of electronic, mechanical, photocopying, recording, broadcasting or otherwise now known or herein after developed without the previous express consent by the copyright owner, except for reproduction in daily press and regular printed publications on sale to the public within 60 days of the event related to those data/results and always provided that copyright symbol appears together as follows below.

© DORNA, 2023

Official MotoGP Timing by **TISSOT**
www.motogp.com



Austin, Saturday, April 15, 2023




5513 m.

RED BULL GRAND PRIX OF THE AMERICAS

Tissot Sprint

Fastest Laps Sequence

Lap	Race Time	 Rider	Nation	Motorcycle	Time	Km/h	Riders's Lap
2	4'06.333	1 Francesco BAGNAIA	ITA	DUCATI	2'03.250	161.0	2
2	4'06.915	41 Aleix ESPARGARO	SPA	APRILIA	2'03.202	161.0	2
5	10'16.605	1 Francesco BAGNAIA	ITA	DUCATI	2'03.082	161.2	5

These data/results cannot be reproduced, stored and/or transmitted in whole or in part by any manner of electronic, mechanical, photocopying, recording, broadcasting or otherwise now known or herein after developed without the previous express consent by the copyright owner, except for reproduction in daily press and regular printed publications on sale to the public within 60 days of the event related to those data/results and always provided that copyright symbol appears together as follows below.

© DORNA, 2023

Official MotoGP Timing by TISSOT
www.motogp.com

Austin, Saturday, April 15, 2023

