


5010 m.

# IndianOil GRAND PRIX OF INDIA

## Race

Classification after 16 laps = 80.16 km

29

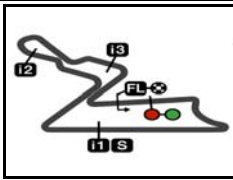
Pos		Rider	Nation	Team	Motorcycle	Total Time	Km/h	Gap
1	25	5 <b>Jaume MASIA</b>	SPA	Leopard Racing	HONDA	<b>31'58.245</b>	150.4	
2	20	27 <b>Kaito TOBA</b>	JPN	SIC58 Squadra Corse	HONDA	<b>32'03.722</b>	150.0	5.477
3	16	71 <b>Ayumu SASAKI</b>	JPN	Liqui Moly Husqvarna Intact GP	HUSQVARNA	<b>32'04.029</b>	149.9	5.784
4	13	96 <b>Daniel HOLGADO</b>	SPA	Red Bull KTM Tech3	KTM	<b>32'06.362</b>	149.8	8.117
5	11	80 <b>David ALONSO</b>	COL	Gaviota GASGAS Aspar Team	GASGAS	<b>32'06.485</b>	149.7	8.240
6	10	44 <b>David MUÑOZ</b>	SPA	BOE Motorsports	KTM	<b>32'07.671</b>	149.7	9.426
7	9	54 <b>Riccardo ROSSI</b>	ITA	SIC58 Squadra Corse	HONDA	<b>32'07.675</b>	149.7	9.430
8	8	48 <b>Ivan ORTOLÁ</b>	SPA	Angeluss MTA Team	KTM	<b>32'09.880</b>	149.5	11.635
9	7	82 <b>Stefano NEPA</b>	ITA	Angeluss MTA Team	KTM	<b>32'10.654</b>	149.4	12.409
10	6	99 <b>José Antonio RUEDA</b>	SPA	Red Bull KTM Ajo	KTM	<b>32'14.351</b>	149.1	16.106
11	5	7 <b>Filippo FARIOLI</b>	ITA	Red Bull KTM Tech3	KTM	<b>32'14.568</b>	149.1	16.323
12	4	43 <b>Xavier ARTIGAS</b>	SPA	CFMOTO Racing PruestelGP	CFMOTO	<b>32'14.676</b>	149.1	16.431
13	3	10 <b>Diogo MOREIRA</b>	BRA	MT Helmets - MSI	KTM	<b>32'17.549</b>	148.9	19.304
14	2	53 <b>Deniz ÖNCÜ</b>	TUR	Red Bull KTM Ajo	KTM	<b>32'21.178</b>	148.6	22.933
15	1	6 <b>Ryusei YAMANAKA</b>	JPN	Gaviota GASGAS Aspar Team	GASGAS	<b>32'24.298</b>	148.4	26.053
16		70 <b>Joshua WHATLEY</b>	GBR	VisionTrack Racing Team	HONDA	<b>32'28.846</b>	148.0	30.601
17		20 <b>Lorenzo FELLON</b>	FRA	CIP Green Power	KTM	<b>32'33.280</b>	147.7	35.035
18		64 <b>Mario AJI</b>	INA	Honda Team Asia	HONDA	<b>32'33.441</b>	147.7	35.196
19		22 <b>Ana CARRASCO</b>	SPA	BOE Motorsports	KTM	<b>32'33.620</b>	147.7	35.375
20		57 <b>Danial SHAHRIL</b>	MAL	Petronas MIE/MLav Racing	HONDA	<b>32'42.457</b>	147.0	44.212
21		63 <b>Syarifuddin AZMAN</b>	MAL	MT Helmets - MSI	KTM	<b>32'46.676</b>	146.7	48.431
<b>Not classified</b>								
		95 <b>Collin VEIJER</b>	NED	Liqui Moly Husqvarna Intact GP	HUSQVARNA	<b>30'01.872</b>	150.1	1 lap
		72 <b>Taiyo FURUSATO</b>	JPN	Honda Team Asia	HONDA	<b>22'55.432</b>	144.2	5 laps
		19 <b>Scott OGDEN</b>	GBR	VisionTrack Racing Team	HONDA	<b>20'09.540</b>	149.1	6 laps
		24 <b>Tatsuki SUZUKI</b>	JPN	Leopard Racing	HONDA	<b>20'09.978</b>	149.0	6 laps
		38 <b>David SALVADOR</b>	SPA	CIP Green Power	KTM	<b>8'03.032</b>	149.3	12 laps
		18 <b>Matteo BERTELLE</b>	ITA	Rivacold Snipers Team	HONDA	<b>6'00.166</b>	150.2	13 laps
		66 <b>Joel KELSO</b>	AUS	CFMOTO Racing PruestelGP	CFMOTO	<b>2'03.404</b>	146.1	15 laps

The results are provisional until the end of the limit for protest and appeals.

Time limit for protest expires 30' after publication of the results - ..... Time: .....

These data/results cannot be reproduced, stored and/or transmitted in whole or in part by any manner of electronic, mechanical, photocopying, recording, broadcasting or otherwise now known or herein after developed without the previous express consent by the copyright owner, except for reproduction in daily press and regular printed publications on sale to the public within 60 days of the event related to those data/results and always provided that copyright symbol appears together as follows below.

© DORNA, 2023



5010 m.

**IndianOil GRAND PRIX OF INDIA**  
**Race**

**Classification after 16 laps = 80.16 km**

**29**

Pos	Rider	Nation	Team	Motorcycle	Total Time	Km/h	Gap
-----	-------	--------	------	------------	------------	------	-----

**Race condition: Dry**  
Air: 33°  
Humidity: 68%  
Ground: 42°

<b>Pole Position:</b>		Jaume MASIA	2'09.336	139.4 Km/h
<b>Fastest Lap (New record):</b>	Lap 8	Ayumu SASAKI	1'59.472	150.9 Km/h
<b>Best Race Lap:</b>		New track layout		
<b>All Time Lap Record:</b>	2023	Deniz ÖNCÜ	1'59.070	151.4 Km/h

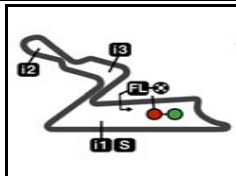
12:15'00		SIGHTING LAP START
12:30'09		WARM UP LAP START
12:33'20		RACE START
12:35'04	-	No jump starts
12:35'08	<u>Deniz ÖNCÜ</u>	long lap penalty
12:35'56	Joel KELSO	crashed out - Rider OK
12:36'09	<u>Deniz ÖNCÜ</u>	long lap penalty - COMPLETED
12:39'45	Matteo BERTELLE	crashed out - Rider OK
12:40'54	<u>Scott OGDEN</u>	track limits warning
12:41'43	<u>José Antonio RUEDA</u>	track limits warning
12:41'46	<u>Tatsuki SUZUKI</u>	track limits warning
12:42'12	<u>Lorenzo FELLON</u>	track limits warning
12:43'15	David SALVADOR	crashed out - Rider OK
12:44'18	<u>Syarifuddin AZMAN</u>	track limits warning
12:44'33	Syarifuddin AZMAN	crashed out - Rider OK
12:44'41	Syarifuddin AZMAN	re-joined race
12:47'25	<u>Diogo MOREIRA</u>	track limits warning
12:47'28	<u>Riccardo ROSSI</u>	track limits warning
12:48'44	<u>Diogo MOREIRA</u>	long lap penalty due to exceeding track limit
12:49'22	<u>Joshua WHATLEY</u>	track limits warning
12:49'43	<u>Ryusei YAMANAKA</u>	track limits warning
12:50'00	<u>Diogo MOREIRA</u>	long lap penalty - COMPLETED
12:51'06	<u>Filippo FARIOLI</u>	track limits warning
12:51'32	<u>Taiyo FURUSATO</u>	track limits warning
12:51'52	<u>Ana CARRASCO</u>	track limits warning
12:51'55	<u>Mario AJI</u>	track limits warning
12:52'27	Taiyo FURUSATO	crashed out - Rider OK
12:52'52	Taiyo FURUSATO	re-joined race
12:55'39	Scott OGDEN	crashed out - Rider OK
12:55'39	Tatsuki SUZUKI	crashed out - Rider OK
12:56'15	Taiyo FURUSATO	entered pits and retired
12:59'22	<u>Deniz ÖNCÜ</u>	track limits warning
13:02'30	<u>Kaito TOBA</u>	track limits warning
13:05'11	Collin VEIJER	crashed out - Rider OK
13:06'25	<u>Xavier ARTIGAS</u>	track limits warning

The results are provisional until the end of the limit for protest and appeals.

Time limit for protest expires 30' after publication of the results - ..... Time: .....

These data/results cannot be reproduced, stored and/or transmitted in whole or in part by any manner of electronic, mechanical, photocopying, recording, broadcasting or otherwise now known or herein after developed without the previous express consent by the copyright owner, except for reproduction in daily press and regular printed publications on sale to the public within 60 days of the event related to those data/results and always provided that copyright symbol appears together as follows below.

© DORNA, 2023



5010 m.

# IndianOil GRAND PRIX OF INDIA

# Moto3™

## World Championship Classification

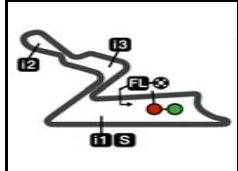
**30**

Rider		Points	Leader	Previous	POR	ARG	AME	SPA	FRA	ITA	GER	NED	GBR	AUT	CAT	RSM	IND	JPN	INA	AUS	THA	MAL	QAT	VAL	
1	HOLGADO Daniel	SPA	174			25	13	11	10	25	25	16	0	16	20	0	0	13							
2	MASIA Jaume	SPA	174	0	0	11	-	20	16	16	11	10	25	0	-	20	20	25							
3	SASAKI Ayumu	JPN	173	1	1	10	-	-	13	20	16	20	20	20	16	13	9	16							
4	ALONSO David	COL	151	23	22	-	2	8	20	8	13	11	3	25	0	25	25	11							
5	ÖNCÜ Deniz	TUR	146	28	5	6	0	10	7	10	20	25	16	5	25	4	16	2							
6	ORTOLÁ Ivan	SPA	140	34	6	-	0	25	25	13	5	13	13	13	11	6	8	8							
7	MOREIRA Diogo	BRA	101	73	39	16	20	13	6	-	9	9	4	9	8	0	4	3							
8	RUEDA José Antonio	SPA	94	80	7	13	0	6	11	7	2	3	10	8	5	16	7	6							
9	TOBA Kaito	JPN	79	95	15	5	9	5	-	4	6	2	5	2	2	9	10	20							
10	NEPA Stefano	ITA	77	97	2	9	10	-	1	6	7	7	6	4	6	11	3	7							
11	MUÑOZ David	SPA	76	98	1	20	0	-	-	-	4	11	11	7	-	13	10								
12	ARTIGAS Xavier	SPA	64	110	12	8	8	16	9	9	-	5	2	0	0	3	0	4							
13	VEIJER Collin	NED	58	116	6	4	0	3	0	1	10	-	9	7	13	-	11	-							
14	YAMANAKA Ryusei	JPN	55	119	3	0	7	7	0	11	1	8	1	1	9	7	2	1							
15	SUZUKI Tatsuki	JPN	50	124	5	2	25	-	8	3	-	-	-	-	3	8	1	-							
16	ROSSI Riccardo	ITA	42	132	8	1	-	1	-	0	8	0	0	3	10	10	0	9							
17	SALVADOR David	SPA	31	143	11	3	6	9	-	2	0	0	0	10	1	0	-	-							
18	FENATI Romano	ITA	29	145	2	0	3	0	5	0	0	0	8	6	0	1	6	-							
19	OGDEN Scott	GBR	20	154	9	-	11	2	4	-	3	0	0	0	0	0	0	-							
20	BERTELLE Matteo	ITA	20	154	0	0	4	-	3	0	4	-	0	-	4	5	0	-							
21	KELSO Joel	AUS	19	155	1	7	-	-	0	5	-	0	7	0	0	0	0	-							
22	MIGNO Andrea	ITA	17	157	2	-	16	0	0	-	0	1	0	-	-	-	-	-							

These data/results cannot be reproduced, stored and/or transmitted in whole or in part by any manner of electronic, mechanical, photocopying, recording, broadcasting or otherwise now known or herein after developed without the previous express consent by the copyright owner, except for reproduction in daily press and regular printed publications on sale to the public within 60 days of the event related to those data/results and always provided that copyright symbol appears together as follows below.  
© DORNA, 2023

Official MotoGP Timing by   
www.motogp.com





5010 m.

# IndianOil GRAND PRIX OF INDIA

# Moto3™

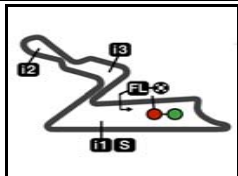
## World Championship Classification

**30**

Rider		Points	Leader	Previous	POR	ARG	AME	SPA	FRA	ITA	GER	NED	GBR	AUT	CAT	RSM	IND	JPN	INA	AUS	THA	MAL	QAT	VAL	
23 FURUSATO Taiyo	JPN	13	161	4	0	0	0	0	-	-	6	0	0	0	2	5	-								
24 FARIOLI Filippo	ITA	7	167	6	-	0	0	2	0	-	0	0	0	0	-	0	5								
25 AZMAN Syarifuddin	MAL	5	169	2	0	5	-	0	-	-	-	-	-	0	0	0	0								
26 AJI Mario	INA	4	170	1	0	-	4	0	0	0	0	0	0	0	0	0	0								
27 WHATLEY Joshua	GBR	1	173	3	0	1	-	0	0	0	0	-	0	0	0	0	0								
28 FERNANDEZ Adrian	SPA	0	174	1	-	-	-	-	-	-	0	-	-	-	-	-	-								
29 ALMANSA David	SPA	0	174	0	-	0	0	0	-	-	-	-	-	0	0	0	0								
30 FELLON Lorenzo	FRA	0	174	0	-	-	-	-	-	-	-	-	0	0	0	0	0								
31 CARRASCO Ana	SPA	0	174	0	0	0	0	0	0	0	0	0	0	0	0	0	0								
32 LUNETTA Luca	ITA	0	174	0	-	-	-	-	-	0	-	-	-	-	-	-	-								
33 BUASRI Tatchakorn	THA	0	174	0	-	-	-	-	-	-	0	-	-	0	0	-	-								
34 SHAHRIL Danial	MAL	0	174	0	-	-	-	-	-	-	0	-	-	-	-	-	0								
35 DETTWILER Noah	SWI	0	174	0	-	-	-	-	-	-	-	-	-	0	-	-	-								

These data/results cannot be reproduced, stored and/or transmitted in whole or in part by any manner of electronic, mechanical, photocopying, recording, broadcasting or otherwise now known or herein after developed without the previous express consent by the copyright owner, except for reproduction in daily press and regular printed publications on sale to the public within 60 days of the event related to those data/results and always provided that copyright symbol appears together as follows below.  
© DORNA, 2023





5010 m.

# IndianOil GRAND PRIX OF INDIA

# Moto3™

## World Championship Classification

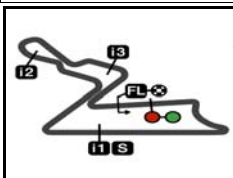
**30**

Constructor	Points	Leader	Previous	POR	ARG	AME	SPA	FRA	ITA	GER	NED	GBR	AUT	CAT	RSM	IND	JPN	INA	AUS	THA	MAL	QAT	VAL
1 KTM	272			25	20	25	25	25	25	25	16	16	25	16	16	13							
2 HONDA	215	57	57	11	25	20	16	16	11	10	25	6	10	20	20	25							
3 HUSQVARNA	178	94	37	10	-	3	13	20	16	20	20	20	16	13	11	16							
4 GASGAS	168	104	10	-	7	8	20	11	13	11	3	25	9	25	25	11							
5 CFMOTO	69	203	99	8	8	16	9	9	-	5	7	-	-	3	-	4							

Team	Points	Leader	Previous	POR	ARG	AME	SPA	FRA	ITA	GER	NED	GBR	AUT	CAT	RSM	IND	JPN	INA	AUS	THA	MAL	QAT	VAL
1 RED BULL KTM AJO	240			19	-	16	18	17	22	28	26	13	30	20	23	8							
2 LIQUI MOLY HUSQVARNA INTACT GP	231	9	9	14	-	3	13	21	26	20	29	27	29	13	20	16							
3 LEOPARD RACING	224	16	7	13	25	20	24	19	11	10	25	-	3	28	21	25							
4 ANGELUSS MTA TEAM	217	23	7	9	10	25	26	19	12	20	19	17	17	17	11	15							
5 GAVIOTA GASGAS ASPAR TEAM	206	34	11	-	9	15	20	19	14	19	4	26	9	32	27	12							
6 RED BULL KTM TECH3	181	59	25	25	13	11	12	25	25	16	-	16	20	-	-	18							
7 SIC58 SQUADRA CORSE	121	119	60	6	9	6	-	4	14	2	5	5	12	19	10	29							
8 MT HELMETS - MSI	106	134	15	16	25	13	6	-	9	9	4	9	8	-	4	3							
9 CFMOTO RACING PRUESTELGP	83	157	23	15	8	16	9	14	-	5	9	-	-	3	-	4							
10 BOE MOTORSPORTS	76	164	7	20	-	-	-	-	-	4	11	11	7	-	13	10							
11 RIVACOLD SNIPERS TEAM	49	191	27	-	7	-	8	-	4	-	8	6	4	6	6	-							
12 CIP GREEN POWER	48	192	1	3	22	9	-	2	-	1	-	10	1	-	-	-							
13 VISIONTRACK RACING TEAM	21	219	27	-	12	2	4	-	3	-	-	-	-	-	-	-							
14 HONDA TEAM ASIA	17	223	4	-	-	4	-	-	-	6	-	-	-	2	5	-							

These data/results cannot be reproduced, stored and/or transmitted in whole or in part by any manner of electronic, mechanical, photocopying, recording, broadcasting or otherwise now known or herein after developed without the previous express consent by the copyright owner, except for reproduction in daily press and regular printed publications on sale to the public within 60 days of the event related to those data/results and always provided that copyright symbol appears together as follows below.  
© DORNA, 2023





IndianOil GRAND PRIX OF INDIA

Race

Lap Chart

5010 m.

31

Pos	1	2	3	4	5	6	7	8	9	10	11	12	13	14	15	16	17	18	19	20	21	22	23	24	25	26	27	28
Grid	5	18	71	19	27	10	82	72	95	38	6	48	54	44	66	99	80	96	7	63	70	43	64	22	57	20	24	53



1	5	71	10	18	27	72	82	19	96	38	48	95	80	6	44	54	7	66	99	24	53	43	70	63	20	64	22	57
2	5	71	18	10	27	72	95	48	80	38	96	44	19	54	6	7	82	99	43	24	70	20	63	64	22	57	53	
3	5	71	18	10	27	95	72	80	48	96	44	38	54	19	6	7	82	99	43	24	70	20	63	64	53	22	57	
4	5	71	27	10	95	80	96	48	72	44	38	54	19	7	82	6	99	43	24	70	53	20	64	63	22	57		
5	5	71	27	95	10	80	96	48	44	72	54	19	82	7	6	99	43	24	70	53	63	20	64	22	57			
6	5	71	95	27	80	96	48	10	44	54	72	82	19	7	99	43	24	6	70	53	20	64	22	57	63			
7	5	71	95	27	80	96	48	54	44	10	72	82	19	7	99	43	24	6	53	70	20	64	22	57	63			
8	5	71	95	27	80	96	54	48	44	10	72	82	19	99	43	7	24	6	53	70	20	64	22	57	63			
9	5	71	95	27	80	54	96	48	44	72	82	99	10	19	43	7	24	53	6	70	20	22	64	57	63			
10	5	71	95	27	96	80	54	48	44	82	99	43	19	10	7	24	53	6	70	20	64	22	57	63	72			
L	11	5	71	95	27	96	54	80	48	44	82	99	43	10	7	53	6	70	20	64	22	57	63	72				
a	12	5	71	95	27	96	80	54	44	48	82	99	43	7	10	53	6	70	20	64	22	57	63					
P	13	5	71	95	27	96	80	44	48	54	82	99	43	7	10	53	6	70	20	64	22	57	63					
S	14	5	71	27	95	96	80	44	54	48	82	99	43	7	10	53	6	70	20	64	22	57	63					
	15	5	71	27	95	96	80	44	54	48	82	99	43	7	10	53	6	70	20	64	22	57	63					
	16	5	27	71	96	80	44	54	48	82	99	7	43	10	53	6	70	20	64	22	57	63						

Winner     Lapped rider

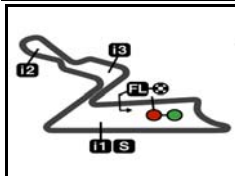
These data/results cannot be reproduced, stored and/or transmitted in whole or in part by any manner of electronic, mechanical, photocopying, recording, broadcasting or otherwise now known or herein after developed without the previous express consent by the copyright owner, except for reproduction in daily press and regular printed publications on sale to the public within 60 days of the event related to those data/results and always provided that copyright symbol appears together as follows below.

© DORNA, 2023

Official MotoGP Timing by TISSOT  
www.motogp.com

Greater Noida, Sunday, September 24, 2023






5010 m.

## IndianOil GRAND PRIX OF INDIA

### Race

### Fastest Lap of Each Rider

32

	Rider	Nation	Team	Motorcycle	Time	Lap Total	Gap
1	71 Ayumu SASAKI	JPN	Liqui Moly Husqvarna Intact GP	HUSQVARNA	<b>1'59.472</b>	8 16	
2	5 Jaume MASIA	SPA	Leopard Racing	HONDA	<b>1'59.505</b>	4 16	0.033 0.033
3	27 Kaito TOBA	JPN	SIC58 Squadra Corse	HONDA	<b>1'59.560</b>	11 16	0.088 0.055
4	95 Collin VEIJER	NED	Liqui Moly Husqvarna Intact GP	HUSQVARNA	<b>1'59.587</b>	6 15	0.115 0.027
5	80 David ALONSO	COL	Gaviota GASGAS Aspar Team	GASGAS	<b>1'59.599</b>	3 16	0.127 0.012
6	54 Riccardo ROSSI	ITA	SIC58 Squadra Corse	HONDA	<b>1'59.622</b>	8 16	0.150 0.023
7	96 Daniel HOLGADO	SPA	Red Bull KTM Tech3	KTM	<b>1'59.628</b>	4 16	0.156 0.006
8	18 Matteo BERTELLE	ITA	Rivacold Snipers Team	HONDA	<b>1'59.710</b>	3 3	0.238 0.082
9	48 Ivan ORTOLÁ	SPA	Angeluss MTA Team	KTM	<b>1'59.842</b>	7 16	0.370 0.132
10	44 David MUÑOZ	SPA	BOE Motorsports	KTM	<b>1'59.859</b>	4 16	0.387 0.017
11	72 Taiyo FURUSATO	JPN	Honda Team Asia	HONDA	<b>2'00.030</b>	7 11	0.558 0.171
12	19 Scott OGDEN	GBR	VisionTrack Racing Team	HONDA	<b>2'00.051</b>	4 10	0.579 0.021
13	82 Stefano NEPA	ITA	Angeluss MTA Team	KTM	<b>2'00.075</b>	5 16	0.603 0.024
14	10 Diogo MOREIRA	BRA	MT Helmets - MSI	KTM	<b>2'00.201</b>	2 16	0.729 0.126
15	38 David SALVADOR	SPA	CIP Green Power	KTM	<b>2'00.212</b>	4 4	0.740 0.011
16	43 Xavier ARTIGAS	SPA	CFMOTO Racing PruestelGP	CFMOTO	<b>2'00.228</b>	11 16	0.756 0.016
17	99 José Antonio RUEDA	SPA	Red Bull KTM Ajo	KTM	<b>2'00.325</b>	6 16	0.853 0.097
18	24 Tatsuki SUZUKI	JPN	Leopard Racing	HONDA	<b>2'00.383</b>	6 10	0.911 0.058
19	53 Deniz ÖNCÜ	TUR	Red Bull KTM Ajo	KTM	<b>2'00.417</b>	6 16	0.945 0.034
20	7 Filippo FARIOLI	ITA	Red Bull KTM Tech3	KTM	<b>2'00.465</b>	4 16	0.993 0.048
21	70 Joshua WHATLEY	GBR	VisionTrack Racing Team	HONDA	<b>2'00.805</b>	3 16	1.333 0.340
22	6 Ryusei YAMANAKA	JPN	Gaviota GASGAS Aspar Team	GASGAS	<b>2'01.030</b>	6 16	1.558 0.225
23	20 Lorenzo FELLON	FRA	CIP Green Power	KTM	<b>2'01.276</b>	5 16	1.804 0.246
24	64 Mario AJI	INA	Honda Team Asia	HONDA	<b>2'01.356</b>	4 16	1.884 0.080
25	22 Ana CARRASCO	SPA	BOE Motorsports	KTM	<b>2'01.387</b>	4 16	1.915 0.031
26	63 Syarifuddin AZMAN	MAL	MT Helmets - MSI	KTM	<b>2'01.477</b>	3 16	2.005 0.090
27	57 Danial SHAHRIL	MAL	Petronas MIE/MLav Racing	HONDA	<b>2'01.493</b>	4 16	2.021 0.016

These data/results cannot be reproduced, stored and/or transmitted in whole or in part by any manner of electronic, mechanical, photocopying, recording, broadcasting or otherwise now known or herein after developed without the previous express consent by the copyright owner, except for reproduction in daily press and regular printed publications on sale to the public within 60 days of the event related to those data/results and always provided that copyright symbol appears together as follows below.

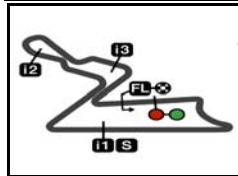
© DORNA, 2023

Official MotoGP Timing by TISSOT  
www.motogp.com

Greater Noida, Sunday, September 24, 2023





5010 m.

## IndianOil GRAND PRIX OF INDIA

After the Race

## Event Best Maximum Speed

33



Rider	Nation	Team	Motorcycle	Km/h	
54 Riccardo ROSSI	ITA	SIC58 Squadra Corse	HONDA	240.8	Race
24 Tatsuki SUZUKI	JPN	Leopard Racing	HONDA	240.8	Practice Nr. 2
44 David MUÑOZ	SPA	BOE Motorsports	KTM	240.0	Race
53 Deniz ÖNCÜ	TUR	Red Bull KTM Ajo	KTM	240.0	Race
96 Daniel HOLGADO	SPA	Red Bull KTM Tech3	KTM	240.0	Race
70 Joshua WHATLEY	GBR	VisionTrack Racing Team	HONDA	239.2	Race
63 Syarifuddin AZMAN	MAL	MT Helmets - MSI	KTM	238.4	Race
99 José Antonio RUEDA	SPA	Red Bull KTM Ajo	KTM	238.4	Race
80 David ALONSO	COL	Gaviota GASGAS Aspar Team	GASGAS	238.4	Race
71 Ayumu SASAKI	JPN	Liqui Moly Husqvarna Intact GP	HUSQVARNA	237.6	Practice Nr. 2
5 Jaume MASIA	SPA	Leopard Racing	HONDA	236.8	Practice Nr. 1
72 Taiyo FURUSATO	JPN	Honda Team Asia	HONDA	236.8	Race
18 Matteo BERTELLE	ITA	Rivacold Snipers Team	HONDA	236.8	Practice Nr. 1
43 Xavier ARTIGAS	SPA	CFMOTO Racing PruestelGP	CFMOTO	236.8	Race
95 Collin VEIJER	NED	Liqui Moly Husqvarna Intact GP	HUSQVARNA	236.8	Race
55 Romano FENATI	ITA	Rivacold Snipers Team	HONDA	236.8	Practice Nr. 1
27 Kaito TOBA	JPN	SIC58 Squadra Corse	HONDA	236.0	Race
48 Ivan ORTOLÁ	SPA	Angeluss MTA Team	KTM	236.0	Race
6 Ryusei YAMANAKA	JPN	Gaviota GASGAS Aspar Team	GASGAS	236.0	Race
7 Filippo FARIOLI	ITA	Red Bull KTM Tech3	KTM	236.0	Race
82 Stefano NEPA	ITA	Angeluss MTA Team	KTM	235.2	Practice Nr. 2
38 David SALVADOR	SPA	CIP Green Power	KTM	235.2	Race
66 Joel KELSO	AUS	CFMOTO Racing PruestelGP	CFMOTO	235.2	Race
22 Ana CARRASCO	SPA	BOE Motorsports	KTM	235.2	Race
20 Lorenzo FELLON	FRA	CIP Green Power	KTM	235.2	Race
19 Scott OGDEN	GBR	VisionTrack Racing Team	HONDA	233.7	Race
10 Diogo MOREIRA	BRA	MT Helmets - MSI	KTM	233.7	Race
57 Danial SHAHRIL	MAL	Petronas MIE/MLav Racing	HONDA	233.0	Qualifying Nr. 1
64 Mario AJI	INA	Honda Team Asia	HONDA	233.0	Race
3 Kadai Yaseen AHAMED	IND	Petronas MIE/MLav Racing	HONDA	214.9	Practice Nr. 2

These data/results cannot be reproduced, stored and/or transmitted in whole or in part by any manner of electronic, mechanical, photocopying, recording, broadcasting or otherwise now known or herein after developed without the previous express consent by the copyright owner, except for reproduction in daily press and regular printed publications on sale to the public within 60 days of the event related to those data/results and always provided that copyright symbol appears together as follows below.

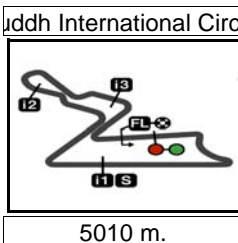
© DORNA, 2023

Official MotoGP Timing by TISSOT  
www.motogp.com

Greater Noida, Sunday, September 24, 2023







# IndianOil GRAND PRIX OF INDIA

## Race

### Chronological Analysis of Performances

**34**

\* Lap / Sector time cancelled      T1 Time from finish line to 1st intermediate      T3 Time from 2nd intermed. to 3rd intermed.  
 P Crossing the finish line in pit lane      T2 Time from 1st intermed. to 2nd intermed.      T4 Time from 3rd intermediate to finish line

Lap	Lap Time	T1	T2	T3	T4	Speed	Lap	Lap Time	T1	T2	T3	T4	Speed
<b>1st 5 Jaume MASIA</b> Leopard Racing SPA							7	<b>1'59.740</b>	40.396	37.267	22.042	20.035	233.0
Runs=1 Total laps=16 Full laps=15 Valid laps=15							8	<b>1'59.472</b>	40.414	<b>37.022</b>	22.012	20.024	232.2
1	1'59.687	40.400	37.277	22.069	19.941	229.2	9	<b>1'59.907</b>	40.505	37.194	22.173	20.035	233.0
2	<b>1'59.821</b>	40.466	37.223	<b>22.049</b>	20.083	228.5	10	<b>2'00.165</b>	40.544	37.291	22.219	20.111	233.7
3	<b>1'59.548</b>	40.346	37.243	22.051	19.908	<b>230.0</b>	11	2'00.026 *	40.557	37.151	22.178	20.140*	233.7
4	<b>1'59.505</b>	40.329	37.155	22.062	19.959	229.2	12	<b>2'00.786</b>	40.660	37.553	22.272	20.301	232.2
5	<b>1'59.602</b>	40.325	37.270	22.074	19.933	228.5	13	<b>2'00.736</b>	40.765	37.333	22.379	20.259	232.2
6	<b>1'59.963</b>	40.485	37.386	22.129	19.963	227.8	14	<b>2'01.216</b>	40.934	37.613	22.376	20.293	232.2
7	<b>1'59.639</b>	40.345	37.315	22.082	<b>19.897</b>	227.1	15	<b>2'01.158</b>	40.782	37.722	22.277	20.377	<b>235.2</b>
8	<b>1'59.614</b>	40.316	37.196	22.160	19.942	228.5	16	<b>2'02.478</b>	40.786	38.234	22.533	20.925	234.5
9	<b>1'59.869</b>	40.386	37.297	22.270	19.916	228.5							
10	<b>1'59.931</b>	40.658	37.189	22.112	19.972	228.5							
11	<b>1'59.635</b>	40.327	<b>37.096</b>	22.171	20.041	230.0							
12	<b>1'59.702</b>	40.370	37.205	22.189	19.938	230.0							
13	<b>1'59.902</b>	<b>40.211</b>	37.375	22.300	20.016	230.0							
14	<b>1'59.947</b>	40.416	37.279	22.259	19.993	229.2							
15	<b>2'00.026</b>	40.288	37.334	22.268	20.136	230.0							
16	<b>2'01.854</b>	40.470	37.841	22.482	21.061	229.2							
<b>4th 96 Daniel HOLGADO</b> Red Bull KTM Tech3 SPA							1	2'01.595	41.700	37.548	22.035	20.312	<b>240.0</b>
Runs=1 Total laps=16 Full laps=15 Valid laps=13							2	2'00.989 *	41.303	37.680	<b>21.888</b>	20.118*	227.1
1	2'01.595	41.700	37.548	22.035	20.312	<b>240.0</b>	3	<b>1'59.643</b>	40.338	37.326	21.919	<b>20.060</b>	233.7
2	2'00.989 *	41.303	37.680	<b>21.888</b>	20.118*	227.1	4	<b>1'59.628</b>	40.315	37.248	21.914	20.151	236.8
3	<b>1'59.643</b>	40.338	37.326	21.919	<b>20.060</b>	233.7	5	<b>2'00.451</b>	40.321	37.478	22.442	20.210	235.2
4	<b>1'59.628</b>	40.315	37.248	21.914	20.151	236.8	6	<b>1'59.879</b>	<b>40.310</b>	37.327	22.064	20.178	235.2
5	<b>2'00.451</b>	40.321	37.478	22.442	20.210	235.2	7	<b>1'59.840</b>	40.367	37.346	22.064	20.063	233.0
6	<b>1'59.879</b>	<b>40.310</b>	37.327	22.064	20.178	235.2	8	<b>1'59.999</b>	40.541	<b>37.200</b>	22.184	20.074	231.5
7	<b>1'59.840</b>	40.367	37.346	22.064	20.063	233.0	9	<b>2'00.801</b>	40.446	37.530	22.513	20.312	233.0
8	<b>1'59.999</b>	40.541	<b>37.200</b>	22.184	20.074	231.5	10	2'00.456 *	40.473	37.417	22.363*	20.203	236.8
9	<b>2'00.801</b>	40.446	37.530	22.513	20.312	233.0	11	<b>2'00.475</b>	40.589	37.360	22.343	20.183	227.8
10	2'00.456 *	40.473	37.417	22.363*	20.203	236.8	12	<b>2'00.778</b>	40.701	37.493	22.349	20.235	228.5
11	<b>2'00.475</b>	40.589	37.360	22.343	20.183	227.8	13	<b>2'00.727</b>	40.625	37.463	22.412	20.227	228.5
12	<b>2'00.778</b>	40.701	37.493	22.349	20.235	228.5	14	<b>2'00.466</b>	40.631	37.442	22.281	20.112	228.5
13	<b>2'00.727</b>	40.625	37.463	22.412	20.227	228.5	15	<b>2'00.143</b>	40.511	37.277	22.240	20.115	231.5
14	<b>2'00.466</b>	40.631	37.442	22.281	20.112	228.5	16	<b>2'00.492</b>	40.396	37.552	22.312	20.232	231.5
15	<b>2'00.143</b>	40.511	37.277	22.240	20.115	231.5							
16	<b>2'00.492</b>	40.396	37.552	22.312	20.232	231.5							
<b>5th 80 David ALONSO</b> Gaviota GASGAS Asp COL							1	2'02.091	41.933	37.907	21.913	20.338	<b>238.4</b>
Runs=1 Total laps=16 Full laps=15 Valid laps=13							2	2'00.216 *	40.715	37.429	22.034	20.038*	234.5
1	2'02.091	41.933	37.907	21.913	20.338	<b>238.4</b>	3	<b>1'59.599</b>	40.271	37.345	<b>21.879</b>	20.104	236.8
2	2'00.216 *	40.715	37.429	22.034	20.038*	234.5	4	<b>1'59.794</b>	40.361	37.230	22.065	20.138	234.5
3	<b>1'59.599</b>	40.271	37.345	<b>21.879</b>	20.104	236.8	5	<b>2'00.449</b>	40.489	37.348	22.488	20.124	237.6
4	<b>1'59.794</b>	40.361	37.230	22.065	20.138	234.5	6	<b>1'59.862</b>	40.312	<b>37.226</b>	22.177	20.147	229.2
5	<b>2'00.449</b>	40.489	37.348	22.488	20.124	237.6	7	1'59.870 *	40.378	37.290	22.137	20.065*	229.2
6	<b>1'59.862</b>	40.312	<b>37.226</b>	22.177	20.147	229.2	8	<b>1'59.983</b>	40.419	37.338	22.164	<b>20.062</b>	229.2
7	1'59.870 *	40.378	37.290	22.137	20.065*	229.2	9	<b>2'00.667</b>	40.480	37.577	22.426	20.184	228.5
8	<b>1'59.983</b>	40.419	37.338	22.164	<b>20.062</b>	229.2	10	<b>2'00.928</b>	40.660	37.676	22.378	20.214	229.2
9	<b>2'00.667</b>	40.480	37.577	22.426	20.184	228.5	11	<b>2'00.755</b>	40.524	37.389	22.381	20.461	233.0
10	<b>2'00.928</b>	40.660	37.676	22.378	20.214	229.2	12	<b>2'00.469</b>	40.473	37.403	22.306	20.287	232.2
11	<b>2'00.755</b>	40.524	37.389	22.381	20.461	233.0	13	<b>2'00.856</b>	40.577	37.477	22.440	20.362	233.7
12	<b>2'00.469</b>	40.473	37.403	22.306	20.287	232.2	14	<b>2'00.373</b>	40.637	37.392	22.177	20.167	233.0
13	<b>2'00.856</b>	40.577	37.477	22.440	20.362	233.7							
14	<b>2'00.373</b>	40.637	37.392	22.177	20.167	233.0							
<b>3rd 71 Ayumu SASAKI</b> Liqui Moly Husqvarna JPN							1	2'00.044	40.524	37.457	22.184	<b>19.879</b>	234.5
Runs=1 Total laps=16 Full laps=15 Valid laps=14							2	<b>1'59.697</b>	40.461	37.103	22.036	20.097	233.7
1	2'00.044	40.524	37.457	22.184	<b>19.879</b>	234.5	3	<b>1'59.493</b>	<b>40.326</b>	37.216	22.027	19.924	234.5
2	<b>1'59.697</b>	40.461	37.103	22.036	20.097	233.7	4	<b>1'59.528</b>	40.355	37.296	<b>21.941</b>	19.936	234.5
3	<b>1'59.493</b>	<b>40.326</b>	37.216	22.027	19.924	234.5	5	<b>1'59.602</b>	40.412	37.203	21.979	20.008	233.0
4	<b>1'59.528</b>	40.355	37.296	<b>21.941</b>	19.936	234.5	6	<b>1'59.981</b>	40.423	37.460	22.057	20.041	233.7
5	<b>1'59.602</b>	40.412	37.203	21.979	20.008	233.0							
6	<b>1'59.981</b>	40.423	37.460	22.057	20.041	233.7							

**Fastest Lap:** Ayumu SASAKI      Liqui Moly Husqvarna      JPN      **1'59.472**      40.414      37.022      22.012      20.024

These data/results cannot be reproduced, stored and/or transmitted in whole or in part by any manner of electronic, mechanical, photocopying, recording, broadcasting or otherwise now known or herein after developed without the previous express consent by the copyright owner, except for reproduction in daily press and regular printed publications on sale to the public within 60 days of the event related to those data/results and always provided that copyright symbol appears together as follows below.  
 © DORNA, 2023



# Race

# Moto3

Lap	Lap Time	T1	T2	T3	T4	Speed	Lap	Lap Time	T1	T2	T3	T4	Speed
15	<b>2'00.141</b>	40.359	37.392	22.242	20.148	233.0	14	<b>2'00.839</b>	40.623	37.650	22.261	20.305	236.0
16	<b>2'00.432</b>	40.241	37.687	22.229	20.275	236.0	15	<b>2'00.992</b>	40.664	37.475	22.515	20.338	233.0
<b>6th 44 David MUÑOZ</b> BOE Motorsports SPA Runs=1 Total laps=16 Full laps=15 Valid laps=14							<b>9th 82 Stefano NEPA</b> Angeluss MTA Team ITA Runs=1 Total laps=16 Full laps=15 Valid laps=13						
1	2'02.759	42.341	38.057	22.152	20.209	235.2	1	2'01.410	41.368	37.694	22.135	20.213	234.5
2	<b>2'00.017</b>	40.575	37.355	21.982	20.105	240.0	2	2'02.620 *	43.012	37.436	22.073	20.099*	232.2
3	<b>1'59.935</b>	40.446	37.380	21.941	20.168	236.0	3	<b>2'00.298</b>	40.788	37.349	21.970	20.191	232.2
4	<b>1'59.859</b>	40.421	37.272	22.100	20.066	231.5	4	<b>2'00.417</b>	40.534	37.454	22.349	20.080	234.5
5	<b>2'00.186</b>	40.486	37.182	22.082	20.436	234.5	5	<b>2'00.075</b>	40.442	37.582	21.981	20.070	231.5
6	<b>2'00.077</b>	40.589	37.193	22.119	20.176	231.5	6	<b>2'00.347</b>	40.574	37.444	22.157	20.172	230.7
7	2'00.107 *	40.493	37.379	22.128	20.107*	233.0	7	2'00.660 *	40.820	37.515	22.195	20.130*	227.1
8	<b>2'00.076</b>	40.536	37.292	22.118	20.130	230.7	8	<b>2'00.410</b>	40.675	37.411	22.160	20.164	225.7
9	<b>2'00.378</b>	40.626	37.369	22.240	20.143	229.2	9	<b>2'00.340</b>	40.603	37.432	22.172	20.133	226.4
10	<b>2'00.582</b>	40.523	37.376	22.306	20.377	233.7	10	<b>2'00.472</b>	40.719	37.404	22.183	20.166	228.5
11	<b>2'00.524</b>	40.589	37.350	22.248	20.337	235.2	11	<b>2'00.627</b>	40.817	37.408	22.195	20.207	227.8
12	<b>2'00.579</b>	40.669	37.400	22.240	20.270	236.0	12	<b>2'00.664</b>	40.715	37.536	22.307	20.106	227.8
13	<b>2'00.639</b>	40.602	37.509	22.278	20.250	233.7	13	<b>2'00.553</b>	40.669	37.453	22.171	20.260	228.5
14	<b>2'00.498</b>	40.658	37.365	22.172	20.303	234.5	14	<b>2'00.748</b>	40.566	37.706	22.289	20.187	227.8
15	<b>2'00.444</b>	40.489	37.352	22.214	20.389	232.2	15	<b>2'00.486</b>	40.692	37.415	22.145	20.234	228.5
16	<b>2'01.011</b>	40.667	37.511	22.421	20.412	230.7	16	<b>2'00.527</b>	40.634	37.429	22.222	20.242	227.8
<b>7th 54 Riccardo ROSSI</b> SIC58 Squadra Corse ITA Runs=1 Total laps=16 Full laps=15 Valid laps=12							<b>10th 99 José Antonio RUED</b> Red Bull KTM Ajo SPA Runs=1 Total laps=16 Full laps=15 Valid laps=12						
1	2'03.007	41.839	38.405	22.283	20.480	240.8	1	2'03.558	42.722	37.996	22.363	20.477	238.4
2	2'00.262 *	40.518	37.516	21.988	20.240*	240.8	2	2'01.103 *	41.449	37.379	22.173	20.102*	235.2
3	2'00.127 *	40.558	37.494	21.896	20.179*	237.6	3	2'00.584 *	40.586	37.441	22.349	20.208*	233.7
4	<b>1'59.755</b>	40.205	37.238	22.091	20.221	236.0	4	2'00.465 *	40.779	37.370	22.170	20.146*	236.0
5	<b>1'59.783</b>	40.405	37.101	21.836	20.441	234.5	5	<b>2'00.641</b>	40.486	37.577	22.361	20.217	234.5
6	<b>2'00.114</b>	40.632	37.255	21.960	20.267	238.4	6	<b>2'00.325</b>	40.587	37.428	22.233	20.077	230.0
7	1'59.589 *	40.284	37.241	21.960	20.104*	237.6	7	<b>2'00.488</b>	40.520	37.635	22.223	20.110	234.5
8	<b>1'59.622</b>	40.352	37.330	21.895	20.045	235.2	8	<b>2'00.560</b>	40.643	37.441	22.296	20.180	230.0
9	<b>2'00.463</b>	40.296	37.508	22.402	20.257	237.6	9	<b>2'00.412</b>	40.457	37.440	22.370	20.145	233.0
10	<b>2'00.957</b>	40.497	37.740	22.370	20.350	232.2	10	<b>2'00.644</b>	40.798	37.493	22.298	20.055	231.5
11	<b>2'00.452</b>	40.457	37.415	22.231	20.349	236.8	11	<b>2'00.742</b>	40.748	37.493	22.362	20.139	230.0
12	<b>2'00.722</b>	40.606	37.405	22.342	20.369	238.4	12	<b>2'00.826</b>	40.771	37.626	22.281	20.148	229.2
13	<b>2'01.329</b>	40.502	38.090	22.386	20.351	238.4	13	<b>2'00.843</b>	40.678	37.654	22.311	20.200	230.7
14	<b>2'00.474</b>	40.435	37.527	22.164	20.348	240.0	14	<b>2'01.184</b>	40.741	37.835	22.463	20.145	230.0
15	<b>2'00.192</b>	40.346	37.412	22.014	20.420	236.0	15	<b>2'00.762</b>	40.691	37.582	22.357	20.132	230.7
16	<b>2'00.827</b>	40.442	37.453	22.477	20.455	233.0	16	<b>2'01.214</b>	40.718	37.596	22.476	20.424	230.7
<b>8th 48 Ivan ORTOLÁ</b> Angeluss MTA Team SPA Runs=1 Total laps=16 Full laps=15 Valid laps=13							<b>11th 7 Filippo FARIOLI</b> Red Bull KTM Tech3 ITA Runs=1 Total laps=16 Full laps=15 Valid laps=11						
1	2'01.839	41.699	37.933	21.983	20.224	231.5	1	2'03.187	42.393	38.156	22.236	20.402	232.2
2	<b>2'00.119</b>	40.822	37.406	21.929	19.962	234.5	2	<b>2'00.557</b>	40.828	37.443	22.146	20.140	232.2
3	<b>2'00.090</b>	40.608	37.445	21.910	20.127	233.0	3	2'00.407 *	40.626	37.510	22.081	20.190*	233.7
4	<b>2'00.012</b>	40.359	37.468	22.054	20.131	235.2	4	<b>2'00.465</b>	40.479	37.622	22.373	19.991	230.7
5	2'00.344 *	40.464	37.303	22.327	20.250*	233.7	5	2'00.649 *	40.640	37.740*	22.103	20.166	227.8
6	<b>1'59.960</b>	40.480	37.174	22.172	20.134	234.5	6	<b>2'01.116</b>	40.633	37.774	22.433	20.276	227.8
7	<b>1'59.842</b>	40.479	37.177	22.164	20.022	232.2	7	<b>2'00.696</b>	40.723	37.540	22.305	20.128	227.1
8	2'00.270 *	40.619	37.291	22.080*	20.280	233.0	8	<b>2'01.255</b>	40.867	37.725	22.474	20.189	231.5
9	<b>2'00.540</b>	40.610	37.297	22.355	20.278	230.7	9	2'00.920 *	40.861	37.528*	22.352	20.179	227.1
10	<b>2'00.789</b>	40.578	37.511	22.361	20.339	235.2	10	<b>2'00.587</b>	40.718	37.403	22.292	20.174	230.0
11	<b>2'00.544</b>	40.582	37.394	22.330	20.238	234.5	11	<b>2'00.723</b>	40.663	37.596	22.260	20.204	236.0
12	<b>2'00.818</b>	40.676	37.447	22.273	20.422	233.7	12	2'00.920 *	40.972	37.447	22.324	20.177*	234.5
13	<b>2'00.811</b>	40.696	37.524	22.355	20.236	235.2							

**Fastest Lap:** Ayumu SASAKI Liqui Moly Husqvarna JPN **1'59.472** 40.414 37.022 22.012 20.024

These data/results cannot be reproduced, stored and/or transmitted in whole or in part by any manner of electronic, mechanical, photocopying, recording, broadcasting or otherwise now known or herein after developed without the previous express consent by the copyright owner, except for reproduction in daily press and regular printed publications on sale to the public within 60 days of the event related to those data/results and always provided that copyright symbol appears together as follows below.  
 © DORNA, 2023



## Race

## Moto3

Lap	Lap Time	T1	T2	T3	T4	Speed	Lap	Lap Time	T1	T2	T3	T4	Speed
13	<b>2'00.589</b>	40.624	<u>37.366</u>	22.272	20.327	229.2	12	<b>2'01.312</b>	40.936	37.693	22.469	20.214	229.2
14	<b>2'01.148</b>	40.951	37.551	22.403	20.243	230.0	13	<b>2'01.661</b> *	40.960	37.818*	22.646	20.237	229.2
15	<b>2'00.737</b>	40.578	37.475	22.397	20.287	230.7	14	<b>2'01.159</b>	40.898	37.541	22.499	20.221	228.5
16	<b>2'00.612</b>	40.568	37.448	22.346	20.250	231.5	15	<b>2'01.097</b>	40.799	37.647	22.447	20.204	229.2
							16	<b>2'01.181</b>	40.843	37.590	22.469	20.279	229.2

**12th 43** **Xavier ARTIGAS** CFMOTO Racing Pru SPA  
Runs=1 Total laps=16 Full laps=15 Valid laps=12

1	2'04.353	42.586	38.263	22.496	21.008	235.2
2	2'00.460	* 40.726	37.460	22.222	20.052*	<u>236.8</u>
3	<b>2'00.570</b>	40.640	37.364	22.291	20.275	233.7
4	<b>2'00.508</b>	40.639	37.546	<u>22.145</u>	20.178	228.5
5	<b>2'00.617</b>	40.642	37.392	22.367	20.216	233.0
6	<b>2'00.406</b>	40.600	37.434	22.242	20.130	236.0
7	2'00.500	* 40.527	37.590	22.278	20.105*	233.7
8	<b>2'00.460</b>	40.633	37.345	22.280	20.202	234.5
9	<b>2'00.799</b>	<u>40.478</u>	37.408	22.499	20.414	234.5
10	<b>2'00.860</b>	40.675	37.511	22.437	20.237	235.2
11	<u>2'00.228</u>	40.624	<u>37.283</u>	22.227	<u>20.094</u>	230.7
12	<b>2'00.825</b>	40.619	37.638	22.370	20.198	233.7
13	<b>2'00.774</b>	40.710	37.494	22.354	20.216	232.2
14	<b>2'01.251</b>	40.945	37.543	22.578	20.185	231.5
15	<b>2'00.743</b>	40.610	37.587	22.408	20.138	233.0
16	2'01.322	* 40.787	37.473	22.442	20.620*	232.2

**13th 10** **Diogo MOREIRA** MT Helmets - MSI BRA  
Runs=1 Total laps=16 Full laps=15 Valid laps=10

1	2'00.474	40.974	37.402	<u>22.030</u>	20.068	230.7
2	<u>2'00.201</u>	<u>40.437</u>	37.392	22.165	20.207	230.0
3	1'59.838	* 40.467	<u>37.286</u>	22.064*	<u>20.021</u>	233.0
4	<b>2'00.887</b>	40.736	37.653	22.295	20.203	227.1
5	2'00.595	* 40.570	37.497	22.372*	20.156	227.1
6	<b>2'00.485</b>	40.487	37.376	22.284	20.338	228.5
7	2'00.681	* 40.646	37.432	22.369*	20.234*	232.2
8	<b>2'00.851</b>	40.455	37.529	22.385	20.482	233.0
9	<b>2'04.378</b>	43.748	37.716	22.657	20.257	233.0
10	2'01.200	* 40.574	37.761	22.358*	20.507	<u>233.7</u>
11	<b>2'00.845</b>	40.552	37.527	22.531	20.235	230.0
12	2'01.278	* 41.039	37.637	22.331	20.271*	229.2
13	<b>2'01.073</b>	40.706	37.602	22.475	20.290	231.5
14	<b>2'01.161</b>	40.799	37.622	22.456	20.284	230.7
15	<b>2'01.446</b>	40.716	37.757	22.628	20.345	230.7
16	<b>2'02.156</b>	40.970	37.883	22.688	20.615	228.5

**14th 53** **Deniz ÖNCÜ** Red Bull KTM Ajo TUR  
Runs=1 Total laps=16 Full laps=15 Valid laps=12

1	2'04.228	43.063	38.307	<u>21.998</u>	20.860	<u>240.0</u>
2	<b>2'03.767</b>	43.274	37.756	22.282	20.455	233.7
3	2'00.576	* 40.651	37.605	22.091	20.229*	236.0
4	<b>2'00.550</b>	<u>40.585</u>	37.561	22.276	20.128	236.8
5	<b>2'00.803</b>	40.831	37.481	22.221	20.270	228.5
6	<u>2'00.417</u>	40.687	37.472	22.151	20.107	229.2
7	<b>2'00.608</b>	40.789	37.524	22.250	<u>20.045</u>	230.7
8	2'00.793	* 40.922	37.534	22.235*	20.102	228.5
9	<b>2'00.827</b>	40.645	37.522	22.452	20.208	232.2
10	<b>2'01.015</b>	40.865	37.540	22.447	20.163	229.2
11	<b>2'01.184</b>	40.882	<u>37.451</u>	22.512	20.339	230.0

**15th 6** **Ryusei YAMANAKA** Gaviota GASGAS Asp JPN  
Runs=1 Total laps=16 Full laps=15 Valid laps=11

1	2'02.556	41.674	38.422	22.311	20.149	235.2
2	2'01.004	* 40.749	37.896*	22.128	20.231	234.5
3	2'00.451	* <u>40.492</u>	37.692	<u>22.101</u>	20.166*	<u>236.0</u>
4	<b>2'01.038</b>	40.607	37.867	22.359	20.205	232.2
5	<b>2'01.240</b>	40.962	37.704	22.308	20.266	227.8
6	<u>2'01.030</u>	40.803	37.898	22.235	<u>20.094</u>	233.0
7	<b>2'01.915</b>	41.282	37.681	22.554	20.398	227.8
8	2'02.152	* 41.508	37.703	22.602*	20.339	225.7
9	2'01.443	* 41.024	37.673	22.563	20.183*	225.7
10	<b>2'01.061</b>	40.848	37.618	22.449	20.146	232.2
11	<b>2'01.057</b>	40.698	37.578	22.486	20.295	233.7
12	<b>2'01.320</b>	40.873	37.708	22.572	20.167	233.0
13	<b>2'01.849</b>	40.816	37.862	22.803	20.368	233.0
14	<b>2'01.419</b>	40.804	37.617	22.642	20.356	231.5
15	<b>2'01.187</b>	40.739	<u>37.478</u>	22.621	20.349	230.0
16	<b>2'03.576</b>	41.959	38.221	22.904	20.492	226.4

**16th 70** **Joshua WHATLEY** VisionTrack Racing T GBR  
Runs=1 Total laps=16 Full laps=15 Valid laps=11

1	2'04.455	42.743	39.039	22.227	20.446	<u>239.2</u>
2	<b>2'00.896</b>	40.928	37.568	22.192	20.208	234.5
3	<u>2'00.805</u>	<u>40.804</u>	37.637	22.152	20.212	230.7
4	2'00.792	* 40.816	<u>37.557</u>	<u>22.141</u>	20.278*	228.5
5	2'01.470	* 41.000	37.852	22.418	20.200*	226.4
6	<b>2'01.412</b>	40.931	37.784	22.386	20.311	225.0
7	2'01.553	* 41.067	38.010	22.331	20.145*	224.2
8	2'01.327	* 40.983	37.719	22.517*	<u>20.108</u>	227.1
9	<b>2'01.471</b>	41.179	37.658	22.439	20.195	225.0
10	<b>2'01.723</b>	41.148	37.781	22.606	20.188	225.7
11	<b>2'01.717</b>	41.087	37.772	22.545	20.313	225.7
12	<b>2'02.004</b>	41.260	37.806	22.565	20.373	225.0
13	<b>2'02.271</b>	41.181	38.004	22.721	20.365	222.9
14	<b>2'02.211</b>	41.262	37.955	22.560	20.434	224.2
15	<b>2'01.816</b>	41.087	37.818	22.621	20.290	224.2
16	<b>2'02.923</b>	41.126	38.276	22.828	20.693	223.6

**17th 20** **Lorenzo FELLON** CIP Green Power FRA  
Runs=1 Total laps=16 Full laps=15 Valid laps=11

1	2'04.764	43.240	38.465	22.245	20.814	<u>235.2</u>
2	2'01.621	* 41.288	37.868	<u>22.220</u>	20.245*	235.2
3	2'01.815	* 40.903	37.871*	22.338	20.703	229.2
4	2'01.415	* 40.869	38.014	22.286	20.246*	227.1
5	<u>2'01.276</u>	<u>40.747</u>	37.744	22.484	20.301	230.7
6	<b>2'01.807</b>	41.101	37.789	22.532	20.385	228.5
7	2'02.335	* 41.425	37.911	22.632	20.367*	230.0
8	<b>2'02.238</b>	41.284	37.930	22.753	20.271	225.0
9	<b>2'02.082</b>	41.302	<u>37.725</u>	22.718	20.337	229.2
10	<b>2'02.113</b>	41.142	37.956	22.696	20.319	226.4

**Fastest Lap:** Ayumu SASAKI Liqui Moly Husqvarna JPN **1'59.472** 40.414 37.022 22.012 20.024

These data/results cannot be reproduced, stored and/or transmitted in whole or in part by any manner of electronic, mechanical, photocopying, recording, broadcasting or otherwise now known or herein after developed without the previous express consent by the copyright owner, except for reproduction in daily press and regular printed publications on sale to the public within 60 days of the event related to those data/results and always provided that copyright symbol appears together as follows below.  
© DORNA, 2023

Official MotoGP Timing by TISSOT  
www.motogp.com

Greater Noida, Sunday, September 24, 2023

Page 3 of 5



# Race

# Moto3

Lap	Lap Time	T1	T2	T3	T4	Speed	Lap	Lap Time	T1	T2	T3	T4	Speed
11	<b>2'02.023</b>	41.149	37.935	22.675	20.264	227.8	10	<b>2'02.481</b>	41.523	38.084	22.444	20.430	219.5
12	<b>2'01.878</b>	41.114	37.883	22.588	20.293	227.1	11	<b>2'02.373</b>	41.426	38.107	22.503	20.337	220.1
13	<b>2'02.099</b>	41.172	37.872	22.693	20.362	227.1	12	<b>2'02.397</b>	41.334	38.069	22.571	20.423	220.1
14	<b>2'01.721</b>	41.113	37.773	22.532	20.303	227.1	13	<b>2'03.198</b>	41.591	38.286	22.674	20.647	218.8
15	<b>2'02.113</b>	41.002	37.765	22.738	20.608	227.1	14	<b>2'03.140</b>	41.636	38.276	22.690	20.538	218.8
16	<b>2'01.980</b>	40.961	37.928	22.654	20.437	226.4	15	<b>2'03.205</b>	41.505	38.394	22.786	20.520	218.8
							16	<b>2'03.649</b> *	41.544	38.656	22.820*	20.629	217.5

18th 64		Mario AJI		Honda Team Asia		INA	
Runs=1	Total laps=16	Full laps=15	Valid laps=12				
1	2'04.863	43.222	38.663	22.219	20.759	233.0	
2	<b>2'02.207</b>	41.569	37.735	22.406	20.497	227.8	
3	2'01.405 *	41.107	37.684	22.054	20.560*	225.0	
4	<b>2'01.356</b>	41.070	37.596	22.305	20.385	229.2	
5	2'01.223 *	41.096	37.654	22.158	20.315*	225.0	
6	<b>2'01.781</b>	41.022	37.741	22.596	20.422	224.2	
7	<b>2'02.237</b>	41.307	37.965	22.636	20.329	219.5	
8	<b>2'02.337</b>	41.389	37.881	22.720	20.347	225.0	
9	2'02.290 *	41.335	37.958	22.493	20.504*	219.5	
10	<b>2'01.952</b>	41.200	38.072	22.323	20.357	228.5	
11	<b>2'01.969</b>	41.289	37.692	22.663	20.325	225.7	
12	<b>2'01.875</b>	41.204	37.953	22.372	20.346	225.7	
13	<b>2'02.107</b>	41.210	37.886	22.583	20.428	225.7	
14	<b>2'01.740</b>	41.265	37.731	22.391	20.353	225.0	
15	<b>2'02.002</b>	41.181	37.777	22.431	20.613	224.2	
16	<b>2'02.097</b>	41.208	37.843	22.513	20.533	225.7	

21st 63		Syarifuddin AZMAN		MT Helmets - MSI		MAL	
Runs=1	Total laps=16	Full laps=15	Valid laps=12				
1	2'04.614	42.795	38.781	22.355	20.683	238.4	
2	2'02.292 *	41.324	38.160*	22.394	20.414*	231.5	
3	<b>2'01.477</b>	40.560	37.895	22.369	20.653	233.0	
4	<b>2'01.548</b>	40.667	38.265	22.389	20.227	227.8	
5	2'00.781 *	40.448	37.617	22.532	20.184*	233.0	
6	2'13.995 *	40.480	50.129*	23.024	20.362	228.5	
7	<b>2'02.558</b>	41.115	38.177	22.843	20.423	223.6	
8	<b>2'02.524</b>	40.939	38.441	22.773	20.371	223.6	
9	<b>2'02.171</b>	41.018	38.030	22.786	20.337	225.0	
10	<b>2'01.838</b>	40.842	37.991	22.657	20.348	224.2	
11	<b>2'01.764</b>	40.785	37.892	22.738	20.349	225.0	
12	<b>2'02.192</b>	41.014	38.005	22.792	20.381	225.7	
13	<b>2'02.111</b>	40.917	37.973	22.826	20.395	225.0	
14	<b>2'02.434</b>	41.005	38.051	22.874	20.504	225.7	
15	<b>2'02.409</b>	40.980	38.063	22.852	20.514	225.7	
16	<b>2'01.968</b>	40.741	38.045	22.774	20.408	225.0	

19th 22		Ana CARRASCO		BOE Motorsports		SPA	
Runs=1	Total laps=16	Full laps=15	Valid laps=12				
1	2'05.166	43.206	38.989	22.410	20.561	235.2	
2	<b>2'02.504</b>	41.893	37.913	22.303	20.395	231.5	
3	<b>2'01.616</b>	40.943	38.051	22.221	20.401	230.7	
4	<b>2'01.387</b>	40.923	37.801	22.367	20.296	230.7	
5	2'01.551 *	40.994	37.871	22.358	20.328*	226.4	
6	2'01.398 *	41.035	37.754	22.305	20.304*	225.7	
7	<b>2'01.766</b>	40.905	37.893	22.498	20.470	228.5	
8	<b>2'02.276</b>	41.235	37.968	22.549	20.524	230.7	
9	2'01.885 *	40.970	37.845	22.618	20.452*	229.2	
10	<b>2'02.433</b>	41.173	38.367	22.516	20.377	229.2	
11	<b>2'02.105</b>	41.004	37.933	22.451	20.717	233.7	
12	<b>2'01.940</b>	41.075	38.012	22.415	20.438	230.0	
13	<b>2'01.902</b>	41.010	37.957	22.467	20.468	228.5	
14	<b>2'01.678</b>	41.054	37.850	22.349	20.425	230.7	
15	<b>2'01.988</b>	41.211	37.808	22.424	20.545	229.2	
16	<b>2'02.025</b>	40.982	38.066	22.402	20.575	232.2	

22nd 95		Collin VEIJER		Liqui Moly Husqvarna		NED	
Runs=1	Total laps=15	Full laps=14	Valid laps=13				
1	2'01.993	41.665	37.877	22.000	20.451	233.7	
2	<b>1'59.826</b>	40.751	37.224	21.862	19.989	236.8	
3	<b>1'59.680</b>	40.481	37.329	21.845	20.025	230.7	
4	<b>2'00.041</b>	40.522	37.131	22.139	20.249	230.0	
5	1'59.594 *	40.425	37.083	21.884	20.202*	233.0	
6	<b>1'59.587</b>	40.443	37.218	21.888	20.038	233.0	
7	<b>1'59.703</b>	40.536	37.219	21.949	19.999	225.0	
8	<b>1'59.778</b>	40.658	37.190	21.925	20.005	225.7	
9	<b>1'59.691</b>	40.609	37.084	22.071	19.927	226.4	
10	<b>1'59.821</b>	40.581	37.205	22.071	19.964	227.1	
11	<b>1'59.603</b>	40.474	37.139	21.994	19.996	228.5	
12	<b>1'59.801</b>	40.521	37.177	21.984	20.119	229.2	
13	<b>2'00.186</b>	40.635	37.203	22.098	20.250	231.5	
14	<b>2'01.351</b>	40.942	37.737	22.300	20.372	233.0	
15	<b>2'01.217</b>	40.689	37.744	22.313	20.471	235.2	
	unfinished	40.590	38.218	22.363		236.8	

20th 57		Danial SHAHRIL		Petronas MIE/MLav R		MAL	
Runs=1	Total laps=16	Full laps=15	Valid laps=12				
1	2'05.369	43.920	38.429	22.426	20.594	230.0	
2	<b>2'02.512</b>	41.731	38.111	22.245	20.425	232.2	
3	<b>2'01.734</b>	41.205	38.025	22.142	20.362	228.5	
4	<b>2'01.493</b>	41.049	37.951	22.214	20.279	226.4	
5	<b>2'02.034</b>	41.342	37.978	22.323	20.391	221.5	
6	2'01.612 *	41.014	37.945	22.277	20.376*	221.5	
7	2'02.242 *	41.384	37.879	22.523	20.456*	219.5	
8	<b>2'02.808</b>	41.828	38.234	22.485	20.261	218.1	
9	<b>2'02.210</b>	41.212	38.127	22.443	20.428	219.5	

23rd 72		Taiyo FURUSATO		Honda Team Asia		JPN	
Runs=1	Total laps=11	Full laps=9	Valid laps=5				
1	2'01.038	41.353	37.585	22.021	20.079	235.2	
2	2'00.117 *	40.533	37.326	21.874	20.384*	230.7	
3	<b>2'00.589</b>	40.464	38.251	21.818	20.056	236.8	
4	<b>2'00.441</b>	40.425	37.459	22.014	20.543	233.0	
5	<b>2'00.589</b>	40.622	37.330	22.055	20.582	233.7	
6	<b>2'00.489</b>	40.771	37.451	22.049	20.218	235.2	
7	<b>2'00.030</b>	40.394	37.403	22.097	20.136	234.5	
8	2'00.808 *	40.386	37.598	22.287	20.537*	236.8	

**Fastest Lap:** Ayumu SASAKI      Liqui Moly Husqvarna      JPN      **1'59.472**      40.414      37.022      22.012      20.024

These data/results cannot be reproduced, stored and/or transmitted in whole or in part by any manner of electronic, mechanical, photocopying, recording, broadcasting or otherwise now known or herein after developed without the previous express consent by the copyright owner, except for reproduction in daily press and regular printed publications on sale to the public within 60 days of the event related to those data/results and always provided that copyright symbol appears together as follows below.  
© DORNA, 2023





## Race

## Moto3

Lap	Lap Time		T1	T2	T3	T4	Speed	Lap	Lap Time	T1	T2	T3	T4	Speed
9	2'00.745	*	40.904	37.388	22.320*	20.133	229.2							
10	2'40.201	*	40.740	1'14.101	23.238	22.122*	229.2							
11	2'10.385	P	41.209	38.038	22.514	28.624	226.4							

**24th 19 Scott OGDEN** VisionTrack Racing T GBR  
Runs=1 Total laps=10 Full laps=9 Valid laps=7

1	2'01.512		41.232	37.681	22.229	20.370	230.0							
2	2'01.564	*	41.173	38.258	21.982	20.151*	226.4							
3	2'00.660	*	40.856	37.664	22.110	20.030*	230.7							
4	2'00.051		40.510	37.385	22.088	20.068	229.2							
5	2'00.410		40.767	37.467	22.017	20.159	227.8							
6	2'01.192		41.013	37.553	22.365	20.261	227.1							
7	2'00.768		40.796	37.720	22.162	20.090	229.2							
8	2'00.769		40.861	37.486	22.354	20.068	227.1							
9	2'01.678		40.704	37.861	22.592	20.521	227.1							
10	2'00.936		40.543	37.651	22.399	20.343	233.7							
	unfinished		40.841	37.876	22.169		233.0							

**25th 24 Tatsuki SUZUKI** Leopard Racing JPN  
Runs=1 Total laps=10 Full laps=9 Valid laps=6

1	2'03.605		42.507	38.114	22.197	20.787	239.2							
2	2'01.619	*	41.385	37.890*	22.147	20.197*	234.5							
3	2'00.507		40.536	37.527	22.129	20.315	234.5							
4	2'00.513	*	40.589	37.600	22.145	20.179*	234.5							
5	2'00.449		40.518	37.552	22.196	20.183	234.5							
6	2'00.383		40.447	37.610	22.171	20.155	236.8							
7	2'00.593		40.397	37.687	22.246	20.263	235.2							
8	2'00.767	*	40.573	37.553	22.389	20.252*	233.7							
9	2'00.940		40.725	37.666	22.324	20.225	228.5							
10	2'00.602		40.564	37.561	22.259	20.218	235.2							
	unfinished		40.535	37.870	22.191		238.4							

**26th 38 David SALVADOR** CIP Green Power SPA  
Runs=1 Total laps=4 Full laps=3 Valid laps=2

1	2'01.683		41.660	37.672	22.084	20.267	231.5							
2	2'00.807		41.167	37.610	21.908	20.122	232.2							
3	2'00.330	*	40.621	37.420	21.959*	20.330	235.2							
4	2'00.212		40.559	37.373	22.093	20.187	233.7							
	unfinished		40.785	37.481	22.288		233.7							

**27th 18 Matteo BERTELLE** Rivacold Snipers Tea ITA  
Runs=1 Total laps=3 Full laps=2 Valid laps=1

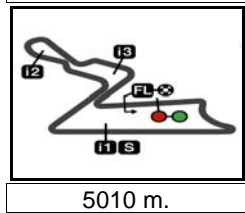
1	2'00.616		41.021	37.593	21.990	20.012	232.2							
2	1'59.840	*	40.460	37.356	22.112	19.912*	231.5							
3	1'59.710		40.549	37.284	21.973	19.904	227.8							

**28th 66 Joel KELSO** CFMOTO Racing Pru AUS  
Runs=1 Total laps=1 Full laps=0 Valid laps=0

1	2'03.404		42.747	38.248	22.085	20.324	235.2							
---	----------	--	--------	--------	--------	--------	-------	--	--	--	--	--	--	--

**Fastest Lap:** Ayumu SASAKI Liqui Moly Husqvarna JPN **1'59.472** 40.414 37.022 22.012 20.024

These data/results cannot be reproduced, stored and/or transmitted in whole or in part by any manner of electronic, mechanical, photocopying, recording, broadcasting or otherwise now known or herein after developed without the previous express consent by the copyright owner, except for reproduction in daily press and regular printed publications on sale to the public within 60 days of the event related to those data/results and always provided that copyright symbol appears together as follows below.  
© DORNA, 2023



# IndianOil GRAND PRIX OF INDIA

## Race

### Analysis by Lap

35

Num	Lap Time	Gap												
<b>Lap 1</b>			<b>Lap 3</b>			<b>71</b>		<b>54</b>		<b>19</b>				
5	1'59.687		5	1'59.548		27	2'00.196	2.838	44	2'00.107	5.175	43	2'00.799	11.356
71	2'00.044	0.357	71	1'59.493	0.178	95	1'59.594	2.971	10	2'00.681	5.396	7	2'00.920	12.004
10	2'00.474	0.787	18	1'59.710	1.110	10	2'00.595	3.832	72	2'00.030	5.528	24	2'00.940	12.128
18	2'00.616	0.929	10	1'59.838	1.457	80	2'00.449	3.986	82	2'00.660	8.062	53	2'00.827	15.321
27	2'00.840	1.153	27	1'59.838	1.457	96	2'00.451	4.143	19	2'00.768	8.392	6	2'01.443	15.581
72	2'01.038	1.351	27	1'59.656	1.710	48	2'00.344	4.241	7	2'00.696	9.312	70	2'01.471	16.933
82	2'01.410	1.723	95	1'59.680	2.443	44	2'00.186	4.593	99	2'00.488	9.399	20	2'02.082	22.105
19	2'01.512	1.825	72	2'00.589	2.688	72	2'00.589	4.611	43	2'00.500	9.649	22	2'01.885	22.301
96	2'01.595	1.908	80	1'59.599	2.850	54	1'59.783	4.771	24	2'00.593	9.904	64	2'02.290	22.451
38	2'01.683	1.996	48	2'00.090	2.992	19	2'00.410	6.034	6	2'01.915	11.469	57	2'02.210	24.766
48	2'01.839	2.152	96	1'59.643	3.171	82	2'00.075	6.657	53	2'00.608	13.184	63	2'02.171	34.712
95	2'01.993	2.306	44	1'59.935	3.655	7	2'00.649	7.102	70	2'01.553	13.618	<b>Lap 10</b>		
80	2'02.091	2.404	38	2'00.330	3.764	6	2'01.240	8.126	20	2'02.335	17.268	5	1'59.931	
6	2'02.556	2.869	54	2'00.127	4.340	99	2'00.641	8.188	64	2'02.237	17.307	71	2'00.165	0.450
44	2'02.759	3.072	19	2'00.660	4.680	43	2'00.617	8.345	22	2'01.766	17.623	95	1'59.821	2.535
54	2'03.007	3.320	6	2'00.451	4.955	24	2'00.449	8.530	57	2'02.242	19.231	27	1'59.955	3.220
7	2'03.187	3.500	7	2'00.407	5.095	70	2'01.470	10.255	63	2'02.558	29.500	96	2'00.456	6.102
66	2'03.404	3.717	82	2'00.298	5.272	53	2'00.803	11.761	<b>Lap 8</b>					
99	2'03.558	3.871	99	2'00.584	6.189	63	2'00.781	12.549	5	1'59.614				
24	2'03.605	3.918	43	2'00.570	6.327	20	2'01.276	12.728	71	1'59.472	0.178			
53	2'04.228	4.541	24	2'00.507	6.675	64	2'01.223	12.891	95	1'59.778	2.823			
43	2'04.353	4.666	70	2'00.805	7.100	22	2'01.551	14.061	27	1'59.680	3.399			
70	2'04.455	4.768	20	2'01.815	9.144	57	2'02.034	14.979	80	1'59.983	4.485			
63	2'04.614	4.927	63	2'01.477	9.327	<b>Lap 6</b>			96	1'59.999	4.645			
20	2'04.764	5.077	64	2'01.405	9.419	5	1'59.963		54	1'59.622	4.880			
64	2'04.863	5.176	53	2'00.576	9.515	71	1'59.981	0.219	48	2'00.270	5.097			
22	2'05.166	5.479	22	2'01.616	10.230	95	1'59.587	2.595	44	2'00.076	5.637			
57	2'05.369	5.682	57	2'01.734	10.559	27	2'00.173	3.048	10	2'00.851	6.633			
<b>Lap 2</b>			<b>Lap 4</b>			<b>Lap 6</b>			<b>Lap 8</b>					
5	1'59.821		5	1'59.505		5	1'59.963		5	1'59.614				
71	1'59.697	0.233	71	1'59.528	0.201	71	1'59.981	0.219	71	1'59.472	0.178			
18	1'59.840	0.948	27	2'00.039	2.244	95	1'59.587	2.595	95	1'59.778	2.823			
10	2'00.201	1.167	10	2'00.887	2.839	27	2'00.173	3.048	27	1'59.680	3.399			
27	2'00.270	1.602	95	2'00.041	2.979	80	1'59.862	3.885	80	1'59.983	4.485			
72	2'00.117	1.647	80	1'59.794	3.139	96	1'59.879	4.059	96	1'59.999	4.645			
95	1'59.826	2.311	96	1'59.628	3.294	48	1'59.960	4.238	54	1'59.622	4.880			
48	2'00.119	2.450	48	2'00.012	3.499	10	2'00.485	4.354	48	2'00.270	5.097			
80	2'00.216	2.799	72	2'00.441	3.624	44	2'00.077	4.707	44	2'00.076	5.637			
38	2'00.807	2.982	44	1'59.859	4.009	54	2'00.114	4.922	10	2'00.851	6.633			
96	2'00.989	3.076	38	2'00.212	4.471	72	2'00.489	5.137	72	2'00.808	6.722			
44	2'00.017	3.268	54	1'59.755	4.590	82	2'00.347	7.041	82	2'00.410	8.858			
19	2'01.564	3.568	19	2'00.051	5.226	19	2'01.192	7.263	19	2'00.769	9.547			
54	2'00.262	3.761	7	2'00.465	6.055	7	2'01.116	8.255	99	2'00.560	10.345			
6	2'01.004	4.052	82	2'00.417	6.184	99	2'00.325	8.550	43	2'00.460	10.495			
7	2'00.557	4.236	44	1'59.859	4.009	43	2'00.406	8.788	7	2'01.255	10.953			
82	2'02.620	4.522	38	2'00.212	4.471	24	2'00.383	8.950	24	2'00.767	11.057			
99	2'01.103	5.153	54	1'59.755	4.590	6	2'01.030	9.193	6	2'02.152	14.007			
43	2'00.460	5.305	19	2'00.051	5.226	70	2'01.412	11.704	53	2'00.793	14.363			
24	2'01.619	5.716	7	2'00.465	6.055	53	2'00.417	12.215	70	2'01.327	15.331			
70	2'00.896	5.843	82	2'00.417	6.184	20	2'01.807	14.572	20	2'02.238	19.892			
20	2'01.621	6.877	6	2'01.038	6.488	64	2'01.781	14.709	64	2'02.337	20.030			
63	2'02.292	7.398	99	2'00.465	7.149	22	2'01.398	15.496	22	2'02.276	20.285			
64	2'02.207	7.562	43	2'00.508	7.330	57	2'01.612	16.628	57	2'02.808	22.425			
22	2'02.504	8.162	24	2'00.513	7.683	63	2'13.995	26.581	63	2'02.524	32.410			
57	2'02.512	8.373	70	2'00.792	8.387	<b>Lap 7</b>			<b>Lap 9</b>					
53	2'03.767	8.487	53	2'00.550	10.560	5	1'59.639		5	1'59.869				
<b>Lap 5</b>			<b>Lap 5</b>			71	1'59.740	0.320	71	1'59.907	0.216			
5	1'59.602		5	1'59.602		95	1'59.703	2.659	95	1'59.691	2.645			
<b>Lap 7</b>			<b>Lap 7</b>			27	1'59.924	3.333	27	1'59.666	3.196			
5	1'59.639		5	1'59.639		80	1'59.870	4.116	80	2'00.667	5.283			
71	1'59.740	0.320	71	1'59.740	0.320	96	1'59.840	4.260	54	2'00.463	5.474			
95	1'59.703	2.659	95	1'59.703	2.659	48	1'59.842	4.441	96	2'00.801	5.577			
27	1'59.924	3.333	27	1'59.924	3.333	44	2'00.540	5.768	48	2'00.540	5.768			
80	1'59.870	4.116	80	1'59.870	4.116	44	2'00.378	6.146	44	2'00.378	6.146			
96	1'59.840	4.260	96	1'59.840	4.260	72	2'00.745	7.598	72	2'00.745	7.598			
48	1'59.842	4.441	48	1'59.842	4.441	82	2'00.340	9.329	82	2'00.340	9.329			
<b>Lap 9</b>			<b>Lap 9</b>			99	2'00.412	10.888	99	2'00.412	10.888			
5	1'59.869		5	1'59.869		10	2'04.378	11.142	10	2'04.378	11.142			
71	1'59.907	0.216	71	1'59.907	0.216	<b>Lap 11</b>			5	1'59.635				
95	1'59.691	2.645	95	1'59.691	2.645	71	2'00.026	0.841	71	2'00.026	0.841			
27	1'59.666	3.196	27	1'59.666	3.196	95	1'59.603	2.503	95	1'59.603	2.503			
80	2'00.667	5.283	80	2'00.667	5.283	27	1'59.560	3.145	27	1'59.560	3.145			
54	2'00.463	5.474	54	2'00.463	5.474	96	2'00.475	6.942	96	2'00.475	6.942			
96	2'00.801	5.577	96	2'00.801	5.577	54	2'00.452	7.317	54	2'00.452	7.317			
48	2'00.540	5.768	48	2'00.540	5.768	80	2'00.755	7.400	80	2'00.755	7.400			
44	2'00.378	6.146	44	2'00.378	6.146	48	2'00.544	7.535	48	2'00.544	7.535			
72	2'00.745	7.598	72	2'00.745	7.598	44	2'00.524	7.686	44	2'00.524	7.686			
82	2'00.340	9.329	82	2'00.340	9.329	82	2'00.627	10.862	82	2'00.627	10.862			
99	2'00.412	10.888	99	2'00.412	10.888	99	2'00.742	12.708	99	2'00.742	12.708			
10	2'04.378	11.142	10	2'04.378	11.142	43	2'00.228	12.947	43	2'00.228	12.947			
<b>Lap 11</b>			<b>Lap 11</b>			10	2'00.845	13.621	10	2'00.845	13.621			
5	1'59.635		5	1'59.635		7	2'00.723	13.748	7	2'00.723	13.748			
71	2'00.026	0.841	71	2'00.026	0.841	53	2'01.184	17.954	53	2'01.184	17.954			
95	1'59.603	2.503	95	1'59.603	2.503	6	2'01.057	18.133	6	2'01.057	18.133			
27	1'59.560	3.145	27	1'59.560	3.145	70	2'01.717	20.807	70	2'01.717	20.807			
96	2'00.475	6.942	96	2'00.475	6.942	20	2'02.023	26.675	20	2'02.023	26.675			
54	2'00.452	7.317	54	2'00.452	7.317	64	2'01.969	26.806	64	2'01.969	26.806			
80	2'00.755	7.400	80	2'00.755	7.400									

Lapped rider

These data/results cannot be reproduced, stored and/or transmitted in whole or in part by any manner of electronic, mechanical, photocopying, recording, broadcasting or otherwise now known or herein after developed without the previous express consent by the copyright owner, except for reproduction in daily press and regular printed publications on sale to the public within 60 days of the event related to those data/results and always provided that copyright symbol appears together as follows below.

© DORNA, 2023

Num	Lap Time	Gap			
22	2'02.105	27.273	70	2'02.211	27.742
57	2'02.373	30.054	20	2'01.721	32.822
63	2'01.764	38.748	64	2'01.740	32.977
72	2'10.385	58.618	22	2'01.678	33.242
<b>Lap 12</b>			57	2'03.140	39.238
5	1'59.702		63	2'02.434	45.934
71	2'00.786	1.925	<b>Lap 15</b>		
95	1'59.801	2.602	5	2'00.026	
27	1'59.793	3.236	71	2'01.158	5.160
96	2'00.778	8.018	27	2'01.119	5.279
80	2'00.469	8.167	95	2'01.217	5.481
54	2'00.722	8.337	96	2'00.143	9.479
44	2'00.579	8.563	80	2'00.141	9.662
48	2'00.818	8.651	44	2'00.444	10.269
82	2'00.664	11.824	54	2'00.192	10.457
99	2'00.826	13.832	48	2'00.992	11.418
43	2'00.825	14.070	82	2'00.486	13.736
7	2'00.920	14.966	99	2'00.762	16.746
10	2'01.278	15.197	43	2'00.743	16.963
53	2'01.312	19.564	7	2'00.737	17.565
6	2'01.320	19.751	10	2'01.446	19.002
70	2'02.004	23.109	53	2'01.097	23.606
20	2'01.878	28.851	6	2'01.187	24.331
64	2'01.875	28.979	70	2'01.816	29.532
22	2'01.940	29.511	20	2'02.113	34.909
57	2'02.397	32.749	64	2'02.002	34.953
63	2'02.192	41.238	22	2'01.988	35.204
<b>Lap 13</b>			57	2'03.205	42.417
5	1'59.902		63	2'02.409	48.317
71	2'00.736	2.759	<b>Lap 16</b>		
95	2'00.186	2.886	5	2'01.854	
27	1'59.796	3.130	27	2'02.052	5.477
96	2'00.727	8.843	71	2'02.478	5.784
80	2'00.856	9.121	96	2'00.492	8.117
44	2'00.639	9.300	80	2'00.432	8.240
48	2'00.811	9.560	44	2'01.011	9.426
54	2'01.329	9.764	54	2'00.827	9.430
82	2'00.553	12.475	48	2'02.071	11.635
99	2'00.843	14.773	82	2'00.527	12.409
43	2'00.774	14.942	99	2'01.214	16.106
7	2'00.589	15.653	7	2'00.612	16.323
10	2'01.073	16.368	43	2'01.322	16.431
53	2'01.661	21.323	10	2'02.156	19.304
6	2'01.849	21.698	53	2'01.181	22.933
70	2'02.271	25.478	6	2'03.576	26.053
20	2'02.099	31.048	70	2'02.923	30.601
64	2'02.107	31.184	20	2'01.980	35.035
22	2'01.902	31.511	64	2'02.097	35.196
57	2'03.198	36.045	22	2'02.025	35.375
63	2'02.111	43.447	57	2'03.649	44.212
<b>Lap 14</b>			63	2'01.968	48.431
5	1'59.947				
71	2'01.216	4.028			
27	2'01.003	4.186			
95	2'01.351	4.290			
96	2'00.466	9.362			
80	2'00.373	9.547			
44	2'00.498	9.851			
54	2'00.474	10.291			
48	2'00.839	10.452			
82	2'00.748	13.276			
99	2'01.184	16.010			
43	2'01.251	16.246			
7	2'01.148	16.854			
10	2'01.161	17.582			
53	2'01.159	22.535			
6	2'01.419	23.170			

Lapped rider

These data/results cannot be reproduced, stored and/or transmitted in whole or in part by any manner of electronic, mechanical, photocopying, recording, broadcasting or otherwise now known or herein after developed without the previous express consent by the copyright owner, except for reproduction in daily press and regular printed publications on sale to the public within 60 days of the event related to those data/results and always provided that copyright symbol appears together as follows below.

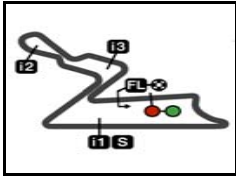
© DORNA, 2023

Official MotoGP Timing by TISSOT  
www.motogp.com

Greater Noida, Sunday, September 24, 2023 Page 2 of 2







5010 m.

## IndianOil GRAND PRIX OF INDIA

### 2023 Rookie of the Year Classification

Moto3™

36

Rider	Nation	Points	Leader	Previous	POR	ARG	AME	SPA	FRA	ITA	GER	NED	GBR	AUT	CAT	RSM	IND	JPN	INA	AUS	THA	MAL	QAT	VAL
1 ALONSO David	COL	151			-	2	8	20	8	13	11	3	25	-	25	25	11							
2 RUEDA José Antonio	SPA	94	57	57	13	-	6	11	7	2	3	10	8	5	16	7	6							
3 VEIJER Collin	NED	58	93	36	4	-	3	-	1	10	-	9	7	13	-	11	-							
4 SALVADOR David	SPA	31	120	27	3	6	9	-	2	-	-	-	10	1	-	-	-							
5 FARIOLI Filippo	ITA	7	144	24	-	-	-	2	-	-	-	-	-	-	-	-	5							
6 AZMAN Syarifuddin	MAL	5	146	2	-	5	-	-	-	-	-	-	-	-	-	-	-							

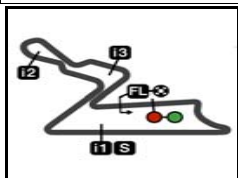
These data/results cannot be reproduced, stored and/or transmitted in whole or in part by any manner of electronic, mechanical, photocopying, recording, broadcasting or otherwise now known or herein after developed without the previous express consent by the copyright owner, except for reproduction in daily press and regular printed publications on sale to the public within 60 days of the event related to those data/results and always provided that copyright symbol appears together as follows below.

© DORNA, 2023

Official MotoGP Timing by   
www.motogp.com

Greater Noida, Sunday, September 24, 2023





5010 m.

After the **IndianOil GRAND PRIX OF INDIA**

**Moto3™**

**2023 Riders Performance**

(Qualifying Position - Starting Position - Race Position)

**37**

Rider	Points	POR	ARG	AME	SPA	FRA	ITA	GER	NED	GBR	AUT	CAT	RSM	IND	JPN	INA	AUS	THA	MAL	QAT	VAL
1 <b>HOLGADO Daniel</b>	174	4	10	5	7	3	5	7	27	3	2	11	8	19							
		4-1	10-4	5-5	6-6	3-1	3-1	6-3	27-25	3-3	2-2	11-22	8-16	18-4	-	-	-	-	-	-	-
2 <b>MASIA Jaume</b>	174	9	5	1	5	7	11	6	8	1	4	4	1	1							
		9-5	5-NC	1-2	4-3	7-3	6-5	5-6	8-1	1-18	4-NC	4-2	1-2	1-1	-	-	-	-	-	-	-
3 <b>SASAKI Ayumu</b>	173	1	1	2	8	1	3	1	4	7	8	13	2	3							
		1-6	1-NC	2-NC	7-4	1-2	2-3	1-2	4-2	7-2	8-3	13-4	2-7	3-3	-	-	-	-	-	-	-
4 <b>ALONSO David</b>	151	6	7	22	17	25	16	15	17	28	7	12	6	18							
		6-NC	7-14	22-8	16-2	25-8	10-4	14-5	17-13	28-1	7-29	12-1	6-1	17-5	-	-	-	-	-	-	-
5 <b>ÖNCÜ Deniz</b>	146	8	2	14	1	4	1	2	5	9	3	2	5	11							
		28-10	2-24	14-6	1-9	4-6	1-2	2-1	5-3	9-11	3-1	2-12	5-3	28-14	-	-	-	-	-	-	-
6 <b>ORTOLÁ Ivan</b>	140	5	4	3	2	6	10	3	20	8	18	1	13	13							
		5-NC	4-19	3-1	2-1	6-4	25-11	3-4	20-4	8-4	18-5	1-10	13-8	12-8	-	-	-	-	-	-	-
7 <b>MOREIRA Diogo</b>	101	16	3	4	14	2	4	9	22	17	19	19	4	6							
		16-3	3-2	4-4	13-10	2-NC	22-7	8-7	22-12	17-7	19-8	17-17	4-12	6-13	-	-	-	-	-	-	-
8 <b>RUEDA José Antonio</b>	94	2	13	11	10	11	19	17	11	16	5	7	12	17							
		2-4	13-23	11-10	9-5	11-9	13-14	16-13	11-6	16-8	5-11	7-3	12-9	16-10	-	-	-	-	-	-	-
9 <b>TOBA Kaito</b>	79	11	11	15	13	23	18	8	7	13	21	9	3	5							
		11-11	11-7	15-11	12-NC	23-12	12-10	7-14	7-11	13-14	21-14	9-7	3-6	5-2	-	-	-	-	-	-	-
10 <b>NEPA Stefano</b>	77	10	14	6	22	13	7	10	6	11	11	8	9	7							
		10-7	14-6	6-NC	21-15	13-10	23-9	9-9	6-10	11-12	11-10	8-5	9-13	7-9	-	-	-	-	-	-	-
11 <b>MUÑOZ David</b>	76	13	16	16	3			5	1	27	10	21	7	15							
		13-2	16-16	16-NC	-NS	-	-	29-12	1-5	27-5	10-9	19-NC	7-4	14-6	-	-	-	-	-	-	-
12 <b>ARTIGAS Xavier</b>	64	7	15	9	9	8	8	12	19	6	22	24	20	23							
		7-8	15-8	9-3	8-7	8-7	24-NC	11-11	19-14	6-21	22-19	22-13	20-17	22-12	-	-	-	-	-	-	-
13 <b>VEIJER Collin</b>	58	14	17	21	20	20	23	4	9	23	1	18	10	9							
		14-12	17-22	21-13	19-23	19-15	16-6	4-NC	9-7	23-9	1-4	-NS	10-5	9-NC	-	-	-	-	-	-	-

NC=Not classified NL=Not finished first lap NP=Not started race re-start N2=Not finished first lap race re-start EX=Excluded NS=Not Started DS=Disqualified

These data/results cannot be reproduced, stored and/or transmitted in whole or in part by any manner of electronic, mechanical, photocopying, recording, broadcasting or otherwise now known or herein after developed without the previous express consent by the copyright owner, except for reproduction in daily press and regular printed publications on sale to the public within 60 days of the event related to those data/results and always provided that copyright symbol appears together as follows below.  
© DORNA, 2023

Official MotoGP Timing by **TISSOT**  
www.motogp.com



Rider	Points	POR	ARG	AME	SPA	FRA	ITA	GER	NED	GBR	AUT	CAT	RSM	IND	JPN	INA	AUS	THA	MAL	QAT	VAL
14 YAMANAKA Ryusei	55	17	18	7	6	14	21	16	25	19	13	22	15	12							
		17-16	18-9	7-9	5-25	14-5	14-15	15-8	25-15	19-15	13-7	20-9	15-14	11-15	-	-	-	-	-	-	-
15 SUZUKI Tatsuki	50	15	6	10	16	24	17			10	12	6	16	28							
		15-14	6-1	10-NC	15-8	24-13	11-NC	-	-	10-NC	12-13	6-8	16-15	27-NC	-	-	-	-	-	-	-
16 ROSSI Riccardo	42	12	19	17	21	18	9	22	3	4	6	10	17	14							
		12-15	19-NC	17-15	20-NC	22-16	5-8	21-17	3-18	4-13	6-6	10-6	17-18	13-7	-	-	-	-	-	-	-
17 SALVADOR David	31	18	22	12	19	12	20	29	14	21	25	20	23	10							
		18-13	22-10	12-7	18-NC	12-14	27-18	28-24	14-20	21-6	25-15	18-21	23-NC	10-NC	-	-	-	-	-	-	-
18 FENATI Romano	29	25	24	13	4	9	22	23	10	14	14	15	18								
		25-19	24-13	13-16	3-11	9-19	29-17	22-18	10-8	14-10	14-17	29-15	18-10	-	-	-	-	-	-	-	-
19 OGDEN Scott	20	20	8	23	11	21	15	28	13	2	15	16	24	4							
		20-NC	8-5	23-14	10-12	20-NC	9-13	27-20	13-22	29-17	15-22	15-16	24-23	4-NC	-	-	-	-	-	-	-
20 BERTELLE Matteo	20	19	12	8	18	22	6	13	16	15	16	5	19	2							
		19-17	12-12	8-NC	17-13	21-17	4-12	12-NC	16-16	15-NC	16-12	5-11	19-20	2-NC	-	-	-	-	-	-	-
21 KELSO Joel	19	3			12	15	2	19	2	5	9	3	11	16							
		3-9	-	-	11-18	16-11	21-NC	18-22	2-9	5-16	9-16	3-18	11-19	15-NC	-	-	-	-	-	-	-
22 MIGNO Andrea	17		9	24	15	5	12	14	12												
		-	9-3	24-19	14-17	5-NC	7-16	13-15	12-19	-	-	-	-	-	-	-	-	-	-	-	-
23 FURUSATO Taiyo	13	26	26	19	24	19	13	11	18	18	17	14	14	8							
		26-20	26-18	19-20	23-16	15-NC	8-NC	10-10	18-17	18-20	17-18	14-14	14-11	8-NC	-	-	-	-	-	-	-
24 FARIOLI Filippo	7	21	21	20	23	16	24	18	21	12	24	17	22	20							
		21-NC	21-20	20-18	22-14	17-18	17-NC	17-21	21-21	12-19	24-21	16-NC	22-21	19-11	-	-	-	-	-	-	-
25 AZMAN Syarifuddin	5	23	20	18	25	10				22	20	30	27	21							
		23-22	20-11	18-NC	28-21	10-NC	-	-	-	22-NC	20-28	28-26	27-25	20-21	-	-	-	-	-	-	-
26 AJI Mario	4	22	23	25	28	17	26	20	24	20	27	23	26	24							
		22-18	23-NC	25-12	26-19	18-21	18-20	19-19	24-23	20-22	27-26	21-19	26-26	23-18	-	-	-	-	-	-	-
27 WHATLEY Joshua	1	24	28	27	27	26	27	25	23	24	28	28	21	22							
		24-21	28-15	-NS	25-24	26-22	19-21	24-23	23-NC	24-25	28-27	26-23	21-22	21-16	-	-	-	-	-	-	-
28 FERNANDEZ Adrian	0							24	15												
		-	-	-	-	-	-	23-16	15-NC	-	-	-	-	-	-	-	-	-	-	-	-
29 ALMANSA David	0		25	28	29							25									
		-	25-17	28-17	27-20	-	-	-	-	-	-	-	23-24	-	-	-	-	-	-	-	-

NC=Not classified NL=Not finished first lap NP=Not started race re-start N2=Not finished first lap race re-start EX=Excluded NS=Not Started DS=Disqualified

These data/results cannot be reproduced, stored and/or transmitted in whole or in part by any manner of electronic, mechanical, photocopying, recording, broadcasting or otherwise now known or herein after developed without the previous express consent by the copyright owner, except for reproduction in daily press and regular printed publications on sale to the public within 60 days of the event related to those data/results and always provided that copyright symbol appears together as follows below.  
© DORNA, 2023

Official MotoGP Timing by TISSOT  
www.motogp.com



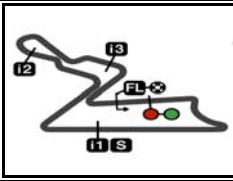
Rider	Points	POR	ARG	AME	SPA	FRA	ITA	GER	NED	GBR	AUT	CAT	RSM	IND	JPN	INA	AUS	THA	MAL	QAT	VAL
30 FELLON Lorenzo	0	28 -NS	-	-	-	-	-	-	-	25-24	30-24	24-25	25-24	26-17	-	-	-	-	-	-	-
31 CARRASCO Ana	0	27 27-23	27 27-21	26 26-21	26 24-22	27 27-20	28 20-22	21 20-27	26 26-24	26 26-23	26 26-25	29 27-27	28 28-27	25 24-19	-	-	-	-	-	-	-
32 LUNETTA Luca	0	-	-	-	-	-	25 28-19	-	-	-	-	-	-	-	-	-	-	-	-	-	-
33 BUASRI Tatchakorn	0	-	-	-	-	-	-	26 25-25	-	-	29 29-23	27 25-20	-	-	-	-	-	-	-	-	-
34 SHAHRIL Danial	0	-	-	-	-	-	-	27 26-26	-	-	-	-	-	26 25-20	-	-	-	-	-	-	-
35 DETTWILER Noah	0	-	-	-	-	-	-	-	-	-	23 23-20	-	-	-	-	-	-	-	-	-	-

NC=Not classified NL=Not finished first lap NP=Not started race re-start N2=Not finished first lap race re-start EX=Excluded NS=Not Started DS=Disqualified

These data/results cannot be reproduced, stored and/or transmitted in whole or in part by any manner of electronic, mechanical, photocopying, recording, broadcasting or otherwise now known or herein after developed without the previous express consent by the copyright owner, except for reproduction in daily press and regular printed publications on sale to the public within 60 days of the event related to those data/results and always provided that copyright symbol appears together as follows below.  
© DORNA, 2023

Official MotoGP Timing by **TISSOT**  
www.motogp.com





5010 m.

**IndianOil GRAND PRIX OF INDIA**  
 **Official Starting Grid**

Race : 16 laps = 80.16 km



1	<b>1</b> 2'09.336 <b>5 Jaime MASIA</b> Honda	<b>2</b> 2'10.063 <b>18 Matteo BERTELLE</b> Honda	<b>3</b> 2'10.104 <b>71 Ayumu SASAKI</b> Husqvarna
2	<b>4</b> 2'10.126 <b>19 Scott OGDEN</b> Honda	<b>5</b> 2'10.735 <b>27 Kaito TOBA</b> Honda	<b>6</b> 2'10.783 <b>10 Diogo MOREIRA</b> KTM
3	<b>7</b> 2'10.852 <b>82 Stefano NEPA</b> KTM	<b>8</b> 2'10.867 <b>72 Taiyo FURUSATO</b> Honda	<b>9</b> 2'10.968 <b>95 Collin VEIJER</b> Husqvarna
4	<b>10</b> 2'11.018 <b>38 David SALVADOR</b> KTM	<b>11</b> 2'11.330 <b>6 Ryusei YAMANAKA</b> GASGAS	<b>12</b> 2'11.347 <b>48 Ivan ORTOLÁ</b> KTM
5	<b>13</b> 2'11.963 <b>54 Riccardo ROSSI</b> Honda	<b>14</b> 2'13.350 <b>44 David MUÑOZ</b> KTM	<b>15</b> 2'13.606 <b>66 Joel KELSO</b> CFMOTO
6	<b>16</b> 2'14.181 <b>99 José Antonio RUEDA</b> KTM	<b>17</b> 2'14.408 <b>80 David ALONSO</b> GASGAS	<b>18</b> 2'00.041 <b>96 Daniel HOLGADO</b> KTM
7	<b>19</b> 2'00.237 <b>7 Filippo FARIOLI</b> KTM	<b>20</b> 2'00.465 <b>63 Syarifuddin AZMAN</b> KTM	<b>21</b> 2'00.611 <b>70 Joshua WHATLEY</b> Honda
8	<b>22</b> 2'00.662 <b>43 Xavier ARTIGAS</b> CFMOTO	<b>23</b> 2'01.032 <b>64 Mario AJI</b> Honda	<b>24</b> 2'01.146 <b>22 Ana CARRASCO</b> KTM

\* Starting the race from the back of the grid

The results are provisional until the end of the limit for protest and appeals and until the ratification of the Event Management Committee.

Time limit for protest expires 60' at the latest after publication of the results - ..... Time: .....

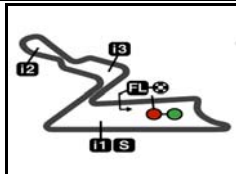
These data/results cannot be reproduced, stored and/or transmitted in whole or in part by any manner of electronic, mechanical, photocopying, recording, broadcasting or otherwise now known or herein after developed without the previous express consent of the copyright owner, except for reproduction in daily press and regular printed publications on sale to the public within 60 days of the event related to those data/results and always provided that copyright symbol appears together as follows below.

© DORNA, 2023

Official MotoGP Timing by TISSOT  
 www.motogp.com

Greater Noida, Sunday, September 24, 2023 Page 1 of 2





**IndianOil GRAND PRIX OF INDIA**  
**Official Starting Grid**

5010 m.

Race : 16 laps = 80.16 km

9

**25**  
2'01.257  
**57 Danial SHAHRIL**  
Honda

**26**  
2'01.393  
**20 Lorenzo FELLON**  
KTM

**27**  
2'00.804  
**24 Tatsuki SUZUKI**  
Honda

10

**28 (\*)**  
2'11.282  
**53 Deniz ÖNCÜ**  
KTM

**\* Starting the race from the back of the grid**

The results are provisional until the end of the limit for protest and appeals and until the ratification of the Event Management Committee.

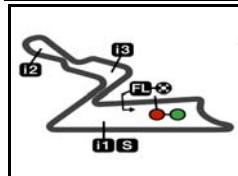
Time limit for protest expires 60' at the latest after publication of the results - ..... Time: .....

These data/results cannot be reproduced, stored and/or transmitted in whole or in part by any manner of electronic, mechanical, photocopying, recording, broadcasting or otherwise now known or herein after developed without the previous express consent by the copyright owner, except for reproduction in daily press and regular printed publications on sale to the public within 60 days of the event related to those data/results and always provided that copyright symbol appears together as follows below.

© DORNA, 2023

Official MotoGP Timing by **TISSOT**  
www.motogp.com





5010 m.

## IndianOil GRAND PRIX OF INDIA

### Race

### Top Speed & Average



Rider	Nation	Motorcycle	Top 5 speeds					Average	Top
54 <b>Riccardo ROSSI</b>	<b>ITA</b>	HONDA	240.8	240.8	240.0	238.4	238.4	239.5	<b>240.8</b>
44 <b>David MUÑOZ</b>	<b>SPA</b>	KTM	240.0	236.0	236.0	235.2	235.2	236.5	<b>240.0</b>
53 <b>Deniz ÖNCÜ</b>	<b>TUR</b>	KTM	240.0	236.8	236.0	233.7	232.2	235.7	<b>240.0</b>
96 <b>Daniel HOLGADO</b>	<b>SPA</b>	KTM	240.0	236.8	236.8	235.2	235.2	236.8	<b>240.0</b>
24 <b>Tatsuki SUZUKI</b>	<b>JPN</b>	HONDA	239.2	238.4	236.8	235.2	235.2	237.0	<b>239.2</b>
70 <b>Joshua WHATLEY</b>	<b>GBR</b>	HONDA	239.2	234.5	230.7	228.5	227.1	232.0	<b>239.2</b>
63 <b>Syarifuddin AZMAN</b>	<b>MAL</b>	KTM	238.4	233.0	233.0	231.5	228.5	232.9	<b>238.4</b>
80 <b>David ALONSO</b>	<b>COL</b>	GASGAS	238.4	237.6	236.8	236.0	234.5	236.3	<b>238.4</b>
99 <b>José Antonio RUEDA</b>	<b>SPA</b>	KTM	238.4	236.0	235.2	234.5	234.5	235.7	<b>238.4</b>
43 <b>Xavier ARTIGAS</b>	<b>SPA</b>	CFMOTO	236.8	236.0	235.2	235.2	234.5	235.4	<b>236.8</b>
72 <b>Taiyo FURUSATO</b>	<b>JPN</b>	HONDA	236.8	236.8	235.2	235.2	234.5	235.7	<b>236.8</b>
95 <b>Collin VEIJER</b>	<b>NED</b>	HUSQVARNA	236.8	236.8	235.2	233.7	233.0	234.5	<b>236.8</b>
6 <b>Ryusei YAMANAKA</b>	<b>JPN</b>	GASGAS	236.0	235.2	234.5	233.7	233.0	234.1	<b>236.0</b>
7 <b>Filippo FARIOLI</b>	<b>ITA</b>	KTM	236.0	234.5	233.7	232.2	232.2	233.7	<b>236.0</b>
27 <b>Kaito TOBA</b>	<b>JPN</b>	HONDA	236.0	236.0	235.2	234.5	234.5	235.2	<b>236.0</b>
48 <b>Ivan ORTOLÁ</b>	<b>SPA</b>	KTM	236.0	235.2	235.2	235.2	234.5	235.0	<b>236.0</b>
20 <b>Lorenzo FELLON</b>	<b>FRA</b>	KTM	235.2	235.2	230.7	230.0	229.2	231.6	<b>235.2</b>
22 <b>Ana CARRASCO</b>	<b>SPA</b>	KTM	235.2	233.7	232.2	231.5	230.7	231.9	<b>235.2</b>
38 <b>David SALVADOR</b>	<b>SPA</b>	KTM	235.2	233.7	233.7	232.2	231.5	233.3	<b>235.2</b>
66 <b>Joel KELSO</b>	<b>AUS</b>	CFMOTO	235.2					235.2	<b>235.2</b>
71 <b>Ayumu SASAKI</b>	<b>JPN</b>	HUSQVARNA	235.2	234.5	234.5	234.5	234.5	234.6	<b>235.2</b>
82 <b>Stefano NEPA</b>	<b>ITA</b>	KTM	234.5	234.5	232.2	232.2	231.5	233.0	<b>234.5</b>
10 <b>Diogo MOREIRA</b>	<b>BRA</b>	KTM	233.7	233.0	233.0	233.0	232.2	233.0	<b>233.7</b>
19 <b>Scott OGDEN</b>	<b>GBR</b>	HONDA	233.7	233.0	230.7	230.0	229.2	231.0	<b>233.7</b>
64 <b>Mario AJI</b>	<b>INA</b>	HONDA	233.0	229.2	228.5	227.8	225.7	227.7	<b>233.0</b>
18 <b>Matteo BERTELLE</b>	<b>ITA</b>	HONDA	232.2	231.5	227.8			230.5	<b>232.2</b>
57 <b>Danial SHAHRIL</b>	<b>MAL</b>	HONDA	232.2	230.0	228.5	226.4	221.5	226.7	<b>232.2</b>
5 <b>Jaume MASIA</b>	<b>SPA</b>	HONDA	230.0	230.0	230.0	230.0	230.0	230.0	<b>230.0</b>

These data/results cannot be reproduced, stored and/or transmitted in whole or in part by any manner of electronic, mechanical, photocopying, recording, broadcasting or otherwise now known or herein after developed without the previous express consent by the copyright owner, except for reproduction in daily press and regular printed publications on sale to the public within 60 days of the event related to those data/results and always provided that copyright symbol appears together as follows below.

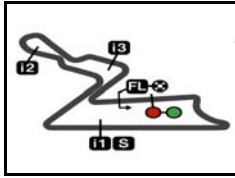
© DORNA, 2023

Official MotoGP Timing by TISSOT  
www.motogp.com



Greater Noida, Sunday, September 24, 2023






5010 m.

## IndianOil GRAND PRIX OF INDIA

### Race

### Fastest Laps Sequence

Lap	Race Time	 Rider	Nation	Motorcycle	Time	Km/h	Riders's Lap
2	<b>3'59.508</b>	5 <b>Jaume MASIA</b>	SPA	HONDA	<b>1'59.821</b>	150.5	2
2	<b>3'59.741</b>	71 <b>Ayumu SASAKI</b>	JPN	HUSQVARNA	<b>1'59.697</b>	150.6	2
3	<b>5'59.056</b>	5 <b>Jaume MASIA</b>	SPA	HONDA	<b>1'59.548</b>	150.8	3
3	<b>5'59.234</b>	71 <b>Ayumu SASAKI</b>	JPN	HUSQVARNA	<b>1'59.493</b>	150.9	3
8	<b>15'57.557</b>	71 <b>Ayumu SASAKI</b>	JPN	HUSQVARNA	<b>1'59.472</b>	150.9	8

These data/results cannot be reproduced, stored and/or transmitted in whole or in part by any manner of electronic, mechanical, photocopying, recording, broadcasting or otherwise now known or herein after developed without the previous express consent by the copyright owner, except for reproduction in daily press and regular printed publications on sale to the public within 60 days of the event related to those data/results and always provided that copyright symbol appears together as follows below.

© DORNA, 2023

Official MotoGP Timing by TISSOT  
www.motogp.com

Greater Noida, Sunday, September 24, 2023

