

MotoGP™ GURU BY GRYFYN AUSTRALIAN MOTORCYCLE GR
Race

Classification after 21 laps = 93.408 km

29

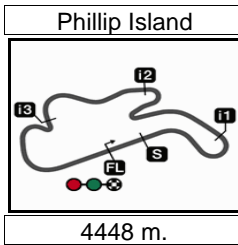
Pos		Rider	Nation	Team	Motorcycle	Total Time	Km/h	Gap
1	25	53 Deniz ÖNCÜ	TUR	Red Bull KTM Ajo	KTM	39'57.919	140.2	
2	20	71 Ayumu SASAKI	JPN	Liqui Moly Husqvarna Intact GP	HUSQVARNA	39'58.326	140.2	0.407
3	16	66 Joel KELSO	AUS	CFMOTO Racing PruestelGP	CFMOTO	40'02.311	139.9	4.392
4	13	95 Collin VEIJER	NED	Liqui Moly Husqvarna Intact GP	HUSQVARNA	40'20.981	138.8	23.062
5	11	31 Adrian FERNANDEZ	SPA	Leopard Racing	HONDA	40'29.580	138.4	31.661
6	10	54 Riccardo ROSSI	ITA	SIC58 Squadra Corse	HONDA	40'29.621	138.4	31.702
7	9	72 Taiyo FURUSATO	JPN	Honda Team Asia	HONDA	40'30.155	138.3	32.236
8	8	5 Jaime MASIA	SPA	Leopard Racing	HONDA	40'30.842	138.3	32.923
9	7	18 Matteo BERTELLE	ITA	Rivacold Snipers Team	HONDA	40'31.298	138.3	33.379
10	6	20 Lorenzo FELLON	FRA	CIP Green Power	KTM	40'33.294	138.1	35.375
11	5	9 Nicola Fabio CARRARO	ITA	Rivacold Snipers Team	HONDA	40'44.389	137.5	46.470
12	4	82 Stefano NEPA	ITA	Angeluss MTA Team	KTM	40'51.485	137.1	53.566
13	3	96 Daniel HOLGADO	SPA	Red Bull KTM Tech3	KTM	41'00.526	136.6	1'02.607
14	2	70 Joshua WHATLEY	GBR	VisionTrack Racing Team	HONDA	41'00.799	136.6	1'02.880
15	1	6 Ryusei YAMANAKA	JPN	Gaviota GASGAS Aspar Team	GASGAS	41'14.557	135.8	1'16.638
16		43 Xavier ARTIGAS	SPA	CFMOTO Racing PruestelGP	CFMOTO	41'27.946	135.1	1'30.027
17		27 Kaito TOBA	JPN	SIC58 Squadra Corse	HONDA	41'49.954	133.9	1'52.035
18		99 José Antonio RUEDA	SPA	Red Bull KTM Ajo	KTM	40'02.865	133.2	1 lap
Not classified								
		21 Vicente PEREZ	SPA	BOE Motorsports	KTM	34'54.027	137.6	3 laps
		63 Syarifuddin AZMAN	MAL	MT Helmets - MSI	KTM	27'22.888	136.4	7 laps
		38 David SALVADOR	SPA	CIP Green Power	KTM	23'28.214	136.4	9 laps
		64 Mario AJI	INA	Honda Team Asia	HONDA	21'19.541	137.6	10 laps
		80 David ALONSO	COL	Gaviota GASGAS Aspar Team	GASGAS	22'41.670	117.5	11 laps
		44 David MUÑOZ	SPA	BOE Motorsports	KTM	17'40.812	135.8	12 laps
		48 Ivan ORTOLÁ	SPA	Angeluss MTA Team	KTM	15'45.763	135.4	13 laps
		7 Filippo FARIOLI	ITA	Red Bull KTM Tech3	KTM	15'51.249	134.6	13 laps
		10 Diogo MOREIRA	BRA	MT Helmets - MSI	KTM	10'53.953	122.4	16 laps

The results are provisional until the end of the limit for protest and appeals.

Time limit for protest expires 60' after publication of the results - Time:

These data/results cannot be reproduced, stored and/or transmitted in whole or in part by any manner of electronic, mechanical, photocopying, recording, broadcasting or otherwise now known or herein after developed without the previous express consent by the copyright owner, except for reproduction in daily press and regular printed publications on sale to the public within 60 days of the event related to those data/results and always provided that copyright symbol appears together as follows below.

© DORNA, 2023



Results and timing service provided by **TISSOT**

Moto3™

**MotoGP™ GURU BY GRYFYN AUSTRALIAN MOTORCYCLE GR
Race**

Classification after 21 laps = 93.408 km

29

Pos	Rider	Nation	Team	Motorcycle	Total Time	Km/h	Gap
-----	-------	--------	------	------------	------------	------	-----

Race condition: Wet
Air: 13°
Humidity: 68%
Ground: 14°

Pole Position:		Ayumu SASAKI	1'36.539	165.8 Km/h
Fastest Lap:	Lap 16	Deniz ÖNCÜ	1'51.997	142.9 Km/h
Best Race Lap:	2014	Jack MILLER	1'36.302	166.2 Km/h
All Time Lap Record:	2022	Ayumu SASAKI	1'35.854	167.0 Km/h

- 9:45'00**
- 9:47'31 Diogo MOREIRA
- 9:47'49 Matteo BERTELLE
- 9:48'08 Daniel HOLGADO
- 9:53'31 Vicente PEREZ
- 10:00'00**
- 10:03'06**
- 10:03'29 Diogo MOREIRA
- 10:04'16** -
- 10:04'57** Joshua WHATLEY
- 10:04'58** Kaito TOBA
- 10:04'59** David MUÑOZ
- 10:05'02** Xavier ARTIGAS
- 10:06'00 David ALONSO
- 10:06'24** Kaito TOBA
- 10:06'40 David ALONSO
- 10:07'57 David ALONSO
- 10:08'27** Joshua WHATLEY
- 10:08'51 David ALONSO
- 10:10'20** Xavier ARTIGAS
- 10:12'08** David MUÑOZ
- 10:16'00 Diogo MOREIRA
- 10:19'57 Filippo FARIOLI
- 10:19'57 Ivan ORTOLÁ
- 10:22'30 David MUÑOZ
- 10:26'08 Mario AJI
- 10:27'47 David ALONSO
- 10:27'53 David SALVADOR
- 10:32'04 Syarifuddin AZMAN
- 10:33'25 Adrian FERNANDEZ
- 10:33'40 Adrian FERNANDEZ
- 10:35'49 Xavier ARTIGAS
- 10:36'11 Xavier ARTIGAS
- 10:38'24 Vicente PEREZ

- SIGHTING LAP START**
- crashed out on sighting lap
- crashed out on sighting lap
- crashed out on sighting lap
- crashed out on sighting lap
- WARM UP LAP START**
- RACE START**
- starting from pit lane
- No jump starts**
- long lap penalty**
- long lap penalty**
- double long lap penalty**
- double long lap penalty**
- crashed out - Rider OK
- long lap penalty - COMPLETED**
- re-joined race
- entered pits
- long lap penalty - COMPLETED**
- re-joined race
- double long lap penalty - COMPLETED**
- double long lap penalty - COMPLETED**
- entered pits and retired
- crashed out - Rider OK
- crashed out - Rider OK
- crashed out - Rider OK
- crashed out - Rider OK
- entered pits and retired
- crashed out - Rider OK
- crashed out - Rider OK
- crashed out - Rider OK
- re-joined race
- crashed out - Rider OK
- re-joined race
- crashed out - Rider OK

The results are provisional until the end of the limit for protest and appeals.

Time limit for protest expires 60' after publication of the results - Time:

These data/results cannot be reproduced, stored and/or transmitted in whole or in part by any manner of electronic, mechanical, photocopying, recording, broadcasting or otherwise now known or herein after developed without the previous express consent by the copyright owner, except for reproduction in daily press and regular printed publications on sale to the public within 60 days of the event related to those data/results and always provided that copyright symbol appears together as follows below.

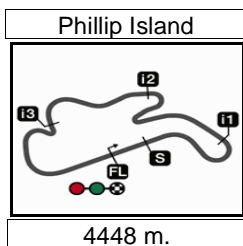
© DORNA, 2023

Official MotoGP Timing by **TISSOT**
www.motogp.com

Phillip Island, Sunday, October 22, 2023

Page 2 of 2





Results and timing service provided by **TISSOT**

MotoGP™ GURU BY GRYFYN AUSTRALIAN MOTORCYCLE GR

Moto3™

World Championship Classification

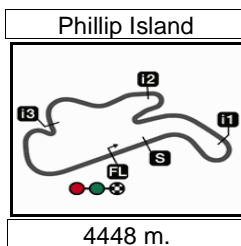
30

Rider	Points	Leader	Previous	POR	ARG	AME	SPA	FRA	ITA	GER	NED	GBR	AUT	CAT	RSM	IND	JPN	INA	AUS	THA	MAL	QAT	VAL
1 MASIA Jaume	SPA	217		11	-	20	16	16	11	10	25	0	-	20	20	25	25	10	8				
2 SASAKI Ayumu	JPN	213	4	4	10	-	-	13	20	16	20	20	16	13	9	16	20	0	20				
3 HOLTADO Daniel	SPA	195	22	18	25	13	11	10	25	25	16	0	16	20	0	0	13	16	2	3			
4 ALONSO David	COL	180	37	15	-	2	8	20	8	13	11	3	25	0	25	25	11	9	20	-			
5 ÖNCÜ Deniz	TUR	180	37	0	6	0	10	7	10	20	25	16	5	25	5	16	2	-	8	25			
6 ORTOLÁ Ivan	SPA	152	65	28	-	0	25	25	13	5	13	13	13	11	-	8	8	11	7	-			
7 MOREIRA Diogo	BRA	128	89	24	16	20	13	6	-	9	9	4	9	8	0	4	3	2	25	-			
8 RUEDA José Antonio	SPA	111	106	17	13	0	6	11	7	2	3	10	8	5	16	7	6	6	11	0			
9 MUÑOZ David	SPA	102	115	9	20	0	-	-	-	4	11	11	7	-	13	10	10	16	-				
10 NEPA Stefano	ITA	100	117	2	9	10	-	1	6	7	7	6	4	6	11	3	7	13	6	4			
11 TOBA Kaito	JPN	91	126	9	5	9	5	-	4	6	2	5	2	2	9	10	20	8	4	0			
12 VEIJER Collin	NED	89	128	2	4	0	3	0	1	10	-	9	7	13	-	11	-	5	13	13			
13 ARTIGAS Xavier	SPA	65	152	24	8	8	16	9	9	-	5	2	0	0	4	0	4	-	0	0			
14 YAMANAKA Ryusei	JPN	64	153	1	0	7	7	0	11	1	8	1	1	9	7	2	1	7	1	1			
15 ROSSI Riccardo	ITA	58	159	6	1	-	1	-	0	8	0	0	3	10	10	0	9	3	3	10			
16 SUZUKI Tatsuki	JPN	50	167	8	2	25	-	8	3	-	-	-	-	3	8	1	-	-	-	-			
17 KELSO Joel	AUS	36	181	14	7	-	-	0	5	-	0	7	0	0	-	0	-	1	0	16			
18 FURUSATO Taiyo	JPN	36	181	0	0	0	0	0	-	-	6	0	0	0	3	5	-	4	9	9			
19 BERTELLE Matteo	ITA	33	184	3	0	4	-	3	0	4	-	0	-	4	6	0	-	-	5	7			
20 SALVADOR David	SPA	31	186	2	3	6	9	-	2	0	0	0	10	1	0	-	-	-	-	-			
21 FENATI Romano	ITA	30	187	1	0	3	0	5	0	0	0	8	6	0	2	6	-	-	-	-			
22 OGDEN Scott	GBR	21	196	9	-	11	2	4	-	3	0	0	0	0	1	0	-	0	-	-			

These data/results cannot be reproduced, stored and/or transmitted in whole or in part by any manner of electronic, mechanical, photocopying, recording, broadcasting or otherwise now known or herein after developed without the previous express consent by the copyright owner, except for reproduction in daily press and regular printed publications on sale to the public within 60 days of the event related to those data/results and always provided that copyright symbol appears together as follows below.
© DORNA, 2023

Official MotoGP Timing by **TISSOT**
www.motogp.com





Results and timing service provided by TISSOT

Moto3™

MotoGP™ GURU BY GRYFYN AUSTRALIAN MOTORCYCLE GR

World Championship Classification

30

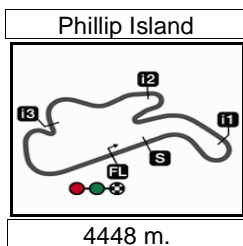
Rider		Points	Leader	Previous	POR	ARG	AME	SPA	FRA	ITA	GER	NED	GBR	AUT	CAT	RSM	IND	JPN	INA	AUS	THA	MAL	QAT	VAL
23	MIGNO Andrea	ITA	17	200	4	-	16	0	0	-	0	1	0	-	-	-	-	-	-	-	-	-	-	-
24	FERNANDEZ Adrian	SPA	11	206	6	-	-	-	-	-	0	-	-	-	-	-	-	-	-	-	11	-	-	-
25	FARIOLI Filippo	ITA	7	210	4	-	0	0	2	0	-	0	0	0	-	0	5	0	0	-	-	-	-	-
26	FELLON Lorenzo	FRA	6	211	1	-	-	-	-	-	-	-	0	0	0	0	0	0	0	0	6	-	-	-
27	AZMAN Syarifuddin	MAL	5	212	1	0	5	-	0	-	-	-	-	0	0	0	0	0	0	-	-	-	-	-
28	CARRARO Nicola Fabio	ITA	5	212	0	-	-	-	-	-	-	-	-	-	-	-	-	-	-	0	5	-	-	-
29	AJI Mario	INA	4	213	1	0	-	4	0	0	0	0	0	0	0	0	0	0	0	-	-	-	-	-
30	WHATLEY Joshua	GBR	3	214	1	0	1	-	0	0	0	-	0	0	0	0	0	0	0	2	-	-	-	-
31	ALMANSA David	SPA	0	217	3	-	0	0	0	-	-	-	-	-	0	-	-	0	-	-	-	-	-	-
32	ADITAMA Arbi	INA	0	217	0	-	-	-	-	-	-	-	-	-	-	-	-	-	0	-	-	-	-	-
33	BUASRI Tatchakorn	THA	0	217	0	-	-	-	-	-	0	-	-	0	0	-	-	-	-	-	-	-	-	-
34	CARRASCO Ana	SPA	0	217	0	0	0	0	0	0	0	0	0	0	0	0	0	0	-	-	-	-	-	-
36	LUNETTA Luca	ITA	0	217	0	-	-	-	-	0	-	-	-	-	-	-	-	-	-	-	-	-	-	-
37	SHAHNIL Danial	MAL	0	217	0	-	-	-	-	-	0	-	-	-	-	-	0	-	-	-	-	-	-	-
38	DETTWILER Noah	SWI	0	217	0	-	-	-	-	-	-	-	-	0	-	-	-	-	0	-	-	-	-	-

These data/results cannot be reproduced, stored and/or transmitted in whole or in part by any manner of electronic, mechanical, photocopying, recording, broadcasting or otherwise now known or herein after developed without the previous express consent by the copyright owner, except for reproduction in daily press and regular printed publications on sale to the public within 60 days of the event related to those data/results and always provided that copyright symbol appears together as follows below.
© DORNA, 2023

Official MotoGP Timing by TISSOT
www.motogp.com

Phillip Island, Sunday, October 22, 2023





Results and timing service provided by **TISSOT**

MotoGP™ GURU BY GRYFYN AUSTRALIAN MOTORCYCLE GR

Moto3™

World Championship Classification

30

Constructor	Points	Leader	Previous	POR	ARG	AME	SPA	FRA	ITA	GER	NED	GBR	AUT	CAT	RSM	IND	JPN	INA	AUS	THA	MAL	QAT	VAL
1 KTM	338			25	20	25	25	25	25	25	16	16	25	16	16	13	16	25	25				
2 HONDA	261	77	77	11	25	20	16	16	11	10	25	6	10	20	20	25	25	10	11				
3 HUSQVARNA	231	107	30	10	-	3	13	20	16	20	20	20	16	13	11	16	20	13	20				
4 GASGAS	198	140	33	-	7	8	20	11	13	11	3	25	9	25	25	11	9	20	1				
5 CFMOTO	87	251	111	8	8	16	9	9	-	5	7	-	-	4	-	4	1	-	16				

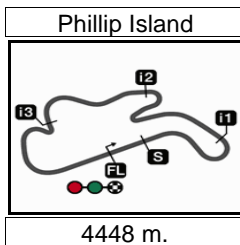
Team	Points	Leader	Previous	POR	ARG	AME	SPA	FRA	ITA	GER	NED	GBR	AUT	CAT	RSM	IND	JPN	INA	AUS	THA	MAL	QAT	VAL
1 LIQUI MOLY HUSQVARNA INTACT GP	302			14	-	3	13	21	26	20	29	27	29	13	20	16	25	13	33				
2 RED BULL KTM AJO	291	11	11	19	-	16	18	17	22	28	26	13	30	21	23	8	6	19	25				
3 LEOPARD RACING	278	24	13	13	25	20	24	19	11	10	25	-	3	28	21	25	25	10	19				
4 ANGELUSS MTA TEAM	252	50	26	9	10	25	26	19	12	20	19	17	17	11	11	15	24	13	4				
5 GAVIOTA GASGAS ASPAR TEAM	244	58	8	-	9	15	20	19	14	19	4	26	9	32	27	12	16	21	1				
6 RED BULL KTM TECH3	202	100	42	25	13	11	12	25	25	16	-	16	20	-	-	18	16	2	3				
7 SIC58 SQUADRA CORSE	149	153	53	6	9	6	-	4	14	2	5	5	12	19	10	29	11	7	10				
8 MT HELMETS - MSI	133	169	16	16	25	13	6	-	9	9	4	9	8	-	4	3	2	25	-				
9 BOE MOTORSPORTS	102	200	31	20	-	-	-	-	-	4	11	11	7	-	13	10	10	16	-				
10 CFMOTO RACING PRUESTELGP	101	201	1	15	8	16	9	14	-	5	9	-	-	4	-	4	1	-	16				
11 RIVACOLD SNIPERS TEAM	68	234	33	-	7	-	8	-	4	-	8	6	4	8	6	-	-	5	12				
12 CIP GREEN POWER	54	248	14	3	22	9	-	2	-	1	-	10	1	-	-	-	-	-	6				
13 HONDA TEAM ASIA	40	262	14	-	-	4	-	-	-	6	-	-	-	3	5	-	4	9	9				
14 VISIONTRACK RACING TEAM	24	278	16	-	12	2	4	-	3	-	-	-	-	1	-	-	-	-	2				

These data/results cannot be reproduced, stored and/or transmitted in whole or in part by any manner of electronic, mechanical, photocopying, recording, broadcasting or otherwise now known or herein after developed without the previous express consent by the copyright owner, except for reproduction in daily press and regular printed publications on sale to the public within 60 days of the event related to those data/results and always provided that copyright symbol appears together as follows below.

© DORNA, 2023

Official MotoGP Timing by **TISSOT**
www.motogp.com





Results and timing service provided by **TISSOT**

Moto3™

MotoGP™ GURU BY GRYFYN AUSTRALIAN MOTORCYCLE GR

Race

Lap Chart

31

Pos	1	2	3	4	5	6	7	8	9	10	11	12	13	14	15	16	17	18	19	20	21	22	23	24	25	26	27
Grid	71	66	82	10	18	95	53	80	31	21	96	48	5	44	7	6	54	63	99	72	38	9	64	20	27	70	43



1	71	31	95	66	53	5	48	64	96	54	72	38	44	63	6	80	7	20	27	21	43	70	18	9	82	99	10
2	31	71	95	53	66	64	5	48	44	54	96	72	38	63	6	7	20	21	43	70	9	18	99	82	27	10	80
3	31	71	53	66	95	64	96	48	5	54	38	72	44	63	6	21	20	7	9	43	70	18	99	82	27	10	80
4	31	53	71	66	95	64	72	48	96	44	54	5	38	63	20	21	7	9	6	70	18	43	99	82	27	10	80
5	31	53	66	71	95	64	72	48	54	38	63	44	96	20	5	21	7	9	6	70	18	43	82	99	27	10	80
6	31	53	66	71	95	64	72	48	54	38	44	63	5	20	96	21	9	7	18	6	70	43	82	99	27	80	
7	31	53	66	71	95	64	48	72	54	44	20	38	5	63	96	21	9	7	18	43	70	6	82	99	27	80	
8	31	53	66	71	95	64	48	72	44	54	20	38	5	21	63	96	9	7	18	43	70	6	82	99	27	80	
9	31	53	66	71	95	64	72	44	54	20	5	38	21	63	9	18	96	43	70	82	6	99	27	80			
10	31	53	66	71	95	64	72	20	54	5	38	21	63	18	9	43	96	70	82	6	99	27	80				
L	11	31	53	66	71	95	64	72	20	54	38	5	21	63	18	9	43	96	70	82	6	99	27				
a	12	31	53	66	71	95	72	20	54	38	5	21	18	9	63	43	96	70	82	6	99	27					
P	13	31	53	66	71	95	72	20	54	5	18	21	9	43	63	96	70	82	6	99	27						
S	14	31	53	71	66	95	72	20	54	5	18	21	9	43	63	96	70	82	6	99	27						
	15	31	71	66	53	95	72	20	54	5	18	21	43	9	96	82	70	6	27	99							
	16	71	66	53	95	31	72	20	54	5	18	21	43	9	82	96	70	6	27	99							
	17	71	66	53	95	31	72	54	20	5	18	21	9	82	96	70	43	6	27	99							
	18	71	53	66	95	31	72	54	5	20	18	21	9	82	96	70	6	43	27	99							
	19	71	53	66	95	31	72	54	5	20	18	9	82	96	70	6	43	27	99								
	20	71	53	66	95	31	54	72	5	18	20	9	82	96	70	6	43	27	99								
	21	53	71	66	95	31	54	72	5	18	20	9	82	96	70	6	43	27									

○ Winner □ Lapped rider

These data/results cannot be reproduced, stored and/or transmitted in whole or in part by any manner of electronic, mechanical, photocopying, recording, broadcasting or otherwise now known or herein after developed without the previous express consent by the copyright owner, except for reproduction in daily press and regular printed publications on sale to the public within 60 days of the event related to those data/results and always provided that copyright symbol appears together as follows below.

© DORNA, 2023

Official MotoGP Timing by **TISSOT**
www.motogp.com

Phillip Island, Sunday, October 22, 2023



MotoGP™ GURU BY GRYFYN AUSTRALIAN MOTORCYCLE GR

Race

Fastest Lap of Each Rider

32

	Rider	Nation	Team	Motorcycle	Time	Lap Total	Gap
1	53 Deniz ÖNCÜ	TUR	Red Bull KTM Ajo	KTM	1'51.997	16 21	
2	71 Ayumu SASAKI	JPN	Liqui Moly Husqvarna Intact GP	HUSQVARNA	1'52.138	19 21	0.141 0.141
3	66 Joel KELSO	AUS	CFMOTO Racing PruestelGP	CFMOTO	1'52.290	16 21	0.293 0.152
4	18 Matteo BERTELLE	ITA	Rivacold Snipers Team	HONDA	1'52.294	21 21	0.297 0.004
5	31 Adrian FERNANDEZ	SPA	Leopard Racing	HONDA	1'52.300	15 21	0.303 0.006
6	64 Mario AJI	INA	Honda Team Asia	HONDA	1'52.301	9 11	0.304 0.001
7	95 Collin VEIJER	NED	Liqui Moly Husqvarna Intact GP	HUSQVARNA	1'52.386	10 21	0.389 0.085
8	54 Riccardo ROSSI	ITA	SIC58 Squadra Corse	HONDA	1'52.435	21 21	0.438 0.049
9	72 Taiyo FURUSATO	JPN	Honda Team Asia	HONDA	1'52.601	21 21	0.604 0.166
10	5 Jaume MASIA	SPA	Leopard Racing	HONDA	1'52.617	21 21	0.620 0.016
11	20 Lorenzo FELLON	FRA	CIP Green Power	KTM	1'52.966	20 21	0.969 0.349
12	21 Vicente PEREZ	SPA	BOE Motorsports	KTM	1'53.174	17 18	1.177 0.208
13	43 Xavier ARTIGAS	SPA	CFMOTO Racing PruestelGP	CFMOTO	1'53.231	16 21	1.234 0.057
14	44 David MUÑOZ	SPA	BOE Motorsports	KTM	1'53.298	9 9	1.301 0.067
15	9 Nicola Fabio CARRARO	ITA	Rivacold Snipers Team	HONDA	1'53.367	16 21	1.370 0.069
16	82 Stefano NEPA	ITA	Angeluss MTA Team	KTM	1'53.770	19 21	1.773 0.403
17	63 Syarifuddin AZMAN	MAL	MT Helmets - MSI	KTM	1'54.126	10 14	2.129 0.356
18	38 David SALVADOR	SPA	CIP Green Power	KTM	1'54.557	9 12	2.560 0.431
19	27 Kaito TOBA	JPN	SIC58 Squadra Corse	HONDA	1'54.769	19 21	2.772 0.212
20	70 Joshua WHATLEY	GBR	VisionTrack Racing Team	HONDA	1'54.945	10 21	2.948 0.176
21	48 Ivan ORTOLÁ	SPA	Angeluss MTA Team	KTM	1'55.069	8 8	3.072 0.124
22	96 Daniel HOLGADO	SPA	Red Bull KTM Tech3	KTM	1'55.382	11 21	3.385 0.313
23	6 Ryusei YAMANAKA	JPN	Gaviota GASGAS Aspar Team	GASGAS	1'55.751	10 21	3.754 0.369
24	7 Filippo FARIOLI	ITA	Red Bull KTM Tech3	KTM	1'55.789	8 8	3.792 0.038
25	99 José Antonio RUEDA	SPA	Red Bull KTM Ajo	KTM	1'55.847	19 20	3.850 0.058
26	80 David ALONSO	COL	Gaviota GASGAS Aspar Team	GASGAS	2'00.078	8 10	8.081 4.231
27	10 Diogo MOREIRA	BRA	MT Helmets - MSI	KTM	2'03.769	2 5	11.772 3.691

These data/results cannot be reproduced, stored and/or transmitted in whole or in part by any manner of electronic, mechanical, photocopying, recording, broadcasting or otherwise now known or herein after developed without the previous express consent by the copyright owner, except for reproduction in daily press and regular printed publications on sale to the public within 60 days of the event related to those data/results and always provided that copyright symbol appears together as follows below.

© DORNA, 2023

Official MotoGP Timing by TISSOT
www.motogp.com

Phillip Island, Sunday, October 22, 2023







Rider	Nation	Team	Motorcycle	Km/h	
80 David ALONSO	COL	Gaviota GASGAS Aspar Team	GASGAS	250.2	Practice Nr. 3
6 Ryusei YAMANAKA	JPN	Gaviota GASGAS Aspar Team	GASGAS	249.6	Practice Nr. 1
19 Scott OGDEN	GBR	VisionTrack Racing Team	HONDA	249.6	Practice Nr. 1
44 David MUÑOZ	SPA	BOE Motorsports	KTM	249.6	Practice Nr. 2
18 Matteo BERTELLE	ITA	Rivacold Snipers Team	HONDA	249.1	Practice Nr. 3
31 Adrian FERNANDEZ	SPA	Leopard Racing	HONDA	249.1	Practice Nr. 3
48 Ivan ORTOLÁ	SPA	Angeluss MTA Team	KTM	249.1	Practice Nr. 1
21 Vicente PEREZ	SPA	BOE Motorsports	KTM	248.5	Practice Nr. 3
5 Jaume MASIA	SPA	Leopard Racing	HONDA	248.5	Practice Nr. 3
54 Riccardo ROSSI	ITA	SIC58 Squadra Corse	HONDA	248.5	Practice Nr. 3
20 Lorenzo FELLON	FRA	CIP Green Power	KTM	247.9	Practice Nr. 3
27 Kaito TOBA	JPN	SIC58 Squadra Corse	HONDA	247.9	Practice Nr. 3
66 Joel KELSO	AUS	CFMOTO Racing PruestelGP	CFMOTO	247.9	Practice Nr. 3
82 Stefano NEPA	ITA	Angeluss MTA Team	KTM	247.9	Practice Nr. 2
38 David SALVADOR	SPA	CIP Green Power	KTM	247.3	Practice Nr. 3
96 Daniel HOLGADO	SPA	Red Bull KTM Tech3	KTM	247.3	Practice Nr. 3
99 José Antonio RUEDA	SPA	Red Bull KTM Ajo	KTM	247.3	Practice Nr. 1
9 Nicola Fabio CARRARO	ITA	Rivacold Snipers Team	HONDA	247.3	Practice Nr. 3
70 Joshua WHATLEY	GBR	VisionTrack Racing Team	HONDA	247.3	Practice Nr. 1
71 Ayumu SASAKI	JPN	Liqui Moly Husqvarna Intact GP	HUSQVARNA	247.3	Practice Nr. 2
53 Deniz ÖNCÜ	TUR	Red Bull KTM Ajo	KTM	246.8	Practice Nr. 2
43 Xavier ARTIGAS	SPA	CFMOTO Racing PruestelGP	CFMOTO	246.2	Practice Nr. 2
7 Filippo FARIOLI	ITA	Red Bull KTM Tech3	KTM	245.1	Practice Nr. 1
63 Syarifuddin AZMAN	MAL	MT Helmets - MSI	KTM	245.1	Practice Nr. 1
64 Mario AJI	INA	Honda Team Asia	HONDA	245.1	Practice Nr. 3
95 Collin VEIJER	NED	Liqui Moly Husqvarna Intact GP	HUSQVARNA	244.6	Practice Nr. 1
10 Diogo MOREIRA	BRA	MT Helmets - MSI	KTM	244.0	Practice Nr. 3
72 Taiyo FURUSATO	JPN	Honda Team Asia	HONDA	244.0	Practice Nr. 3

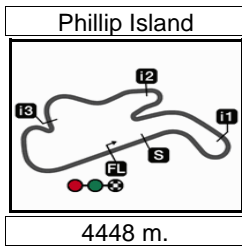
These data/results cannot be reproduced, stored and/or transmitted in whole or in part by any manner of electronic, mechanical, photocopying, recording, broadcasting or otherwise now known or herein after developed without the previous express consent by the copyright owner, except for reproduction in daily press and regular printed publications on sale to the public within 60 days of the event related to those data/results and always provided that copyright symbol appears together as follows below.

© DORNA, 2023

Official MotoGP Timing by TISSOT
www.motogp.com

Phillip Island, Sunday, October 22, 2023





Results and timing service provided by TISSOT

Moto3™

MotoGP™ GURU BY GRYFYN AUSTRALIAN MOTORCYCLE GR
Race

Chronological Analysis of Performances

34

* Lap / Sector time cancelled T1 Time from finish line to 1st intermed. T3 Time from 2nd intermed. to 3rd intermed.
P Crossing the finish line in pit lane T2 Time from 1st intermed. to 2nd intermed. T4 Time from 3rd intermediate to finish line

Lap	Lap Time	T1	T2	T3	T4	Speed	Lap	Lap Time	T1	T2	T3	T4	Speed	
1st	53	Deniz ÖNCÜ Red Bull KTM Ajo TUR						21	1'52.603	26.983	33.033	21.359	31.228	238.6
		Runs=1 Total laps=21 Full laps=20 Valid laps=20						3rd	66	Joel KELSO CFMOTO Racing Pru AUS				
		Runs=1 Total laps=21 Full laps=20 Valid laps=20								Runs=1 Total laps=21 Full laps=20 Valid laps=20				
1	2'04.592	34.794	34.620	22.646	32.532	184.5	1	2'04.539	34.221	34.755	22.980	32.583	180.6	
2	1'56.841	27.665	34.741	22.500	31.935	237.6	2	1'57.375	27.853	34.856	22.595	32.071	236.5	
3	1'56.111	27.965	34.355	22.098	31.693	238.6	3	1'55.882	27.707	34.333	22.180	31.662	235.0	
4	1'56.028	27.819	34.146	22.236	31.827	238.1	4	1'56.563	27.823	34.523	22.136	32.081	236.0	
5	1'55.917	27.383	34.475	22.275	31.784	235.5	5	1'55.542	27.688	34.112	22.135	31.607	235.5	
6	1'55.825	27.669	34.293	22.160	31.703	235.5	6	1'55.787	27.645	34.377	22.215	31.550	235.5	
7	1'54.481	27.340	33.752	21.933	31.456	236.0	7	1'54.483	27.417	33.720	21.984	31.362	236.0	
8	1'53.557	27.048	33.518	21.899	31.092	235.5	8	1'53.632	27.133	33.382	21.847	31.270	236.5	
9	1'52.861	26.801	33.209	21.743	31.108	239.2	9	1'52.629	26.747	33.179	21.671	31.032	238.1	
10	1'52.855	26.740	33.129	21.820	31.166	238.6	10	1'52.901	26.854	33.066	21.747	31.234	239.7	
11	1'52.588	26.815	33.335	21.545	30.893	237.6	11	1'52.717	27.077	32.994	21.544	31.102	236.5	
12	1'53.179	26.754	33.308	21.757	31.360	238.6	12	1'53.245	26.695	33.339	21.776	31.435	238.1	
13	1'53.077	26.949	33.270	21.874	30.984	236.5	13	1'53.048	27.053	33.150	21.679	31.166	236.5	
14	1'52.481	26.629	33.241	21.686	30.925	238.1	14	1'52.781	26.912	33.169	21.593	31.107	235.0	
15	1'53.885	26.651	33.944	22.265	31.025	236.0	15	1'52.633	26.672	33.311	21.814	30.836	237.1	
16	1'51.997	26.468	32.702	21.559	31.268	237.1	16	1'52.290	26.492	32.778	21.505	31.515	236.0	
17	1'52.637	26.995	33.286	21.582	30.774	238.1	17	1'52.840	27.034	33.351	21.545	30.910	236.5	
18	1'52.535	26.765	33.161	21.427	31.182	238.1	18	1'53.539	26.961	33.164	21.580	31.834	235.0	
19	1'52.121	26.874	33.012	21.492	30.743	237.6	19	1'52.803	27.008	33.023	21.627	31.145	235.5	
20	1'52.200	26.865	33.157	21.467	30.711	238.1	20	1'53.225	27.111	32.877	21.827	31.410	235.5	
21	1'52.151	26.991	33.058	21.296	30.806	236.5	21	1'53.857	27.139	33.099	21.900	31.719	235.0	
2nd	71	Ayumu SASAKI Liqui Moly Husqvarna JPN						4th	95	Collin VEIJER Liqui Moly Husqvarna NED				
		Runs=1 Total laps=21 Full laps=20 Valid laps=20								Runs=1 Total laps=21 Full laps=20 Valid laps=20				
1	2'03.995	34.113	34.764	22.476	32.642	180.6	1	2'04.312	34.315	34.651	22.865	32.481	183.3	
2	1'56.806	27.773	34.731	22.339	31.963	231.5	2	1'57.067	27.719	34.670	22.589	32.089	236.5	
3	1'56.566	28.075	34.586	22.097	31.808	236.5	3	1'56.908	27.855	35.053	22.361	31.639	238.1	
4	1'56.670	28.031	34.512	22.080	32.047	235.5	4	1'56.487	27.742	34.505	22.337	31.903	236.0	
5	1'56.115	27.957	34.505	21.964	31.689	237.1	5	1'56.244	27.709	34.487	22.432	31.616	238.1	
6	1'55.672	27.858	34.232	22.019	31.563	238.6	6	1'55.434	27.564	34.131	22.323	31.416	235.5	
7	1'54.555	27.640	33.826	21.826	31.263	239.7	7	1'54.884	27.463	33.913	22.290	31.218	239.2	
8	1'53.647	27.366	33.504	21.675	31.102	239.7	8	1'53.488	27.021	33.506	22.000	30.961	238.1	
9	1'52.614	27.129	33.229	21.454	30.802	241.3	9	1'52.704	26.885	33.134	21.984	30.701	238.6	
10	1'52.722	27.134	33.148	21.457	30.983	243.5	10	1'52.386	26.716	33.201	21.659	30.810	240.2	
11	1'52.786	27.285	33.172	21.435	30.894	240.2	11	1'52.817	27.054	33.107	21.785	30.871	240.2	
12	1'53.252	26.955	33.286	21.694	31.317	239.7	12	1'53.415	26.941	33.244	22.053	31.177	239.2	
13	1'52.972	27.273	33.124	21.568	31.007	237.1	13	1'53.186	27.009	33.143	21.945	31.089	238.6	
14	1'52.377	26.833	33.039	21.488	31.017	239.7	14	1'52.745	26.884	33.056	21.892	30.913	239.2	
15	1'52.320	26.789	33.200	21.530	30.801	240.8	15	1'53.568	26.887	33.418	22.129	31.134	238.1	
16	1'52.817	26.842	32.992	21.461	31.522	237.6	16	1'53.885	27.377	32.819	21.998	31.691	237.6	
17	1'52.569	27.057	33.233	21.310	30.969	234.5	17	1'54.965	27.595	33.369	22.419	31.582	238.1	
18	1'52.644	26.936	32.981	21.252	31.475	235.0	18	1'55.056	27.344	33.569	22.229	31.914	235.5	
19	1'52.138	27.011	32.929	21.256	30.942	235.5								
20	1'52.486	27.105	33.057	21.341	30.983	235.5								

Fastest Lap: Deniz ÖNCÜ Red Bull KTM Ajo TUR **1'51.997** 26.468 32.702 21.559 31.268

These data/results cannot be reproduced, stored and/or transmitted in whole or in part by any manner of electronic, mechanical, photocopying, recording, broadcasting or otherwise now known or herein after developed without the previous express consent by the copyright owner, except for reproduction in daily press and regular printed publications on sale to the public within 60 days of the event related to those data/results and always provided that copyright symbol appears together as follows below.
© DORNA, 2023



Race

Moto3

Lap	Lap Time	T1	T2	T3	T4	Speed	Lap	Lap Time	T1	T2	T3	T4	Speed
19	1'56.350	27.752	33.738	22.741	32.119	235.5	3	1'57.621	28.530	34.390	22.863	31.838	231.0
20	1'56.781	27.926	34.174	22.635	32.046	235.0	4	1'57.595	28.167	34.253	22.713	32.462	234.5
21	1'58.299	28.093	34.245	23.155	32.806	234.5	5	1'57.747	28.083	34.490	22.845	32.329	229.5

5th **31** **Adrian FERNANDEZ** Leopard Racing SPA
Runs=1 Total laps=21 Full laps=20 Valid laps=20

1	2'04.058	34.403	34.605	22.386	32.664	185.5
2	1'56.468	27.193	34.370	22.828	32.077	235.5
3	1'56.323	27.601	34.185	22.647	31.890	237.1
4	1'55.874	27.341	34.130	22.559	31.844	237.6
5	1'55.949	27.157	34.279	22.565	31.948	237.6
6	1'55.742	27.495	34.312	22.412	31.523	238.1
7	1'54.692	27.119	33.746	22.325	31.502	235.0
8	1'53.766	26.982	33.504	22.168	31.112	238.6
9	1'52.941	26.748	33.402	21.782	31.009	240.2
10	1'52.786	26.662	33.170	21.967	30.987	240.8
11	1'52.766	26.690	33.271	21.917	30.888	239.2
12	1'53.333	26.657	33.305	22.006	31.365	240.8
13	1'52.728	26.907	32.981	21.922	30.918	237.6
14	1'52.591	26.775	33.158	21.733	30.925	239.7
15	1'52.300	26.641	33.131	21.748	30.780	239.7
16	2'13.732	26.474	33.069	21.809	52.380	240.2
17	1'57.714	28.388	34.651	22.668	32.007	232.5
18	1'54.548	27.065	33.781	22.328	31.374	238.6
19	1'53.878	27.044	33.447	21.976	31.411	236.5
20	1'53.522	26.885	33.389	21.976	31.272	238.1
21	1'53.869	27.167	33.337	21.983	31.382	238.1

6th **54** **Riccardo ROSSI** SIC58 Squadra Corse ITA
Runs=1 Total laps=21 Full laps=20 Valid laps=20

1	2'06.090	35.742	35.337	22.839	32.172	188.1
2	1'57.340	28.138	34.439	22.537	32.226	232.0
3	1'57.837	28.398	34.982	22.516	31.941	234.0
4	1'58.675	28.473	34.959	22.732	32.511	232.5
5	1'58.195	28.465	34.849	22.888	31.993	227.6
6	1'57.730	28.293	34.813	22.768	31.856	234.5
7	1'57.037	28.075	34.614	22.701	31.647	235.0
8	1'55.223	27.464	33.900	22.265	31.594	237.1
9	1'54.389	27.463	33.701	22.158	31.067	237.1
10	1'55.256	27.171	34.210	22.187	31.688	237.6
11	1'54.873	27.147	33.932	22.102	31.692	237.6
12	1'55.235	27.377	33.962	22.172	31.724	237.1
13	1'54.874	27.311	33.865	22.130	31.568	235.5
14	1'54.721	27.444	33.630	22.214	31.433	234.0
15	1'54.096	27.123	33.704	22.001	31.268	238.1
16	1'53.313	26.994	33.381	21.676	31.262	237.6
17	1'53.579	27.256	33.342	21.744	31.237	240.2
18	1'53.162	27.028	33.192	21.864	31.078	236.5
19	1'53.082	26.940	33.249	21.774	31.119	237.1
20	1'52.479	26.794	33.101	21.549	31.035	237.6
21	1'52.435	26.723	32.884	21.666	31.162	235.5

7th **72** **Taiyo FURUSATO** Honda Team Asia JPN
Runs=1 Total laps=21 Full laps=20 Valid laps=20

1	2'06.117	36.094	35.153	22.686	32.184	
2	1'58.021	28.223	35.105	22.378	32.315	233.0

8th **5** **Jaume MASIA** Leopard Racing SPA
Runs=1 Total laps=21 Full laps=20 Valid laps=20

1	2'04.915	35.409	34.525	22.603	32.378	189.1
2	1'58.024	27.748	34.913	22.751	32.612	237.6
3	1'58.110	27.938	35.656	22.602	31.914	236.5
4	1'58.971	28.432	34.872	22.847	32.820	232.0
5	1'59.907	28.975	35.524	23.156	32.252	222.5
6	1'57.019	28.120	34.563	22.444	31.892	236.5
7	1'56.895	27.908	34.771	22.423	31.793	229.0
8	1'55.079	27.685	34.107	22.029	31.258	235.0
9	1'54.168	27.363	33.688	21.947	31.170	236.0
10	1'54.782	27.174	33.780	21.962	31.866	241.3
11	1'55.041	27.223	34.377	21.964	31.477	238.1
12	1'55.361	27.515	33.929	22.163	31.754	236.5
13	1'54.869	27.340	33.975	22.191	31.363	234.5
14	1'54.721	27.256	33.883	22.291	31.291	238.1
15	1'53.928	27.053	33.810	21.960	31.105	239.2
16	1'54.126	27.009	34.023	21.837	31.257	240.2
17	1'53.193	26.860	33.425	21.736	31.172	238.6
18	1'53.529	26.887	33.435	21.882	31.325	240.8
19	1'52.960	26.926	33.418	21.676	30.940	237.6
20	1'52.627	26.727	33.270	21.683	30.947	239.2
21	1'52.617	26.778	33.237	21.593	31.009	239.2

9th **18** **Matteo BERTELLE** Rivacold Snipers Tea ITA
Runs=1 Total laps=21 Full laps=20 Valid laps=20

1	2'09.826	35.609	36.834	23.777	33.606	181.2
2	1'59.983	29.051	35.425	22.857	32.650	216.2
3	1'58.832	28.382	34.813	23.006	32.631	228.1
4	1'58.787	28.217	35.076	22.944	32.550	229.5
5	1'57.608	28.295	34.746	22.643	31.924	230.5
6	1'56.942	27.773	34.598	22.587	31.984	228.6
7	1'55.444	27.178	34.097	22.379	31.790	231.0
8	1'54.535	27.192	33.710	22.246	31.387	232.5
9	1'54.928	27.394	34.037	22.131	31.366	233.5
10	1'53.691	27.091	33.249	21.958	31.393	234.5

Fastest Lap: Deniz ÖNCÜ Red Bull KTM Ajo TUR **1'51.997** 26.468 32.702 21.559 31.268

These data/results cannot be reproduced, stored and/or transmitted in whole or in part by any manner of electronic, mechanical, photocopying, recording, broadcasting or otherwise now known or herein after developed without the previous express consent by the copyright owner, except for reproduction in daily press and regular printed publications on sale to the public within 60 days of the event related to those data/results and always provided that copyright symbol appears together as follows below.
© DORNA, 2023

Race

Moto3

Lap	Lap Time	T1	T2	T3	T4	Speed	Lap	Lap Time	T1	T2	T3	T4	Speed
11	1'53.458	26.676	33.329	22.048	31.405	234.5	19	1'54.996	27.116	33.647	22.269	31.964	237.6
12	1'55.100	27.081	33.657	22.371	31.991	229.5	20	1'56.004	27.094	34.037	22.193	32.680	235.0
13	1'55.160	27.288	33.767	22.440	31.665	234.0	21	1'58.401	29.251	34.025	22.774	32.351	212.4
14	1'54.277	27.051	33.360	22.417	31.449	232.5							
15	1'53.752	26.771	33.595	22.054	31.332	235.0							
16	1'53.683	26.775	33.412	22.075	31.421	234.5							
17	1'53.330	27.025	33.428	21.754	31.123	233.5							
18	1'53.573	27.039	33.469	21.914	31.151	235.5							
19	1'53.460	26.954	33.593	21.920	30.993	234.5							
20	1'52.635	26.564	33.079	21.833	31.159	237.1							
21	1'52.294	26.565	32.854	21.684	31.191	234.5							

10th 20		Lorenzo FELLON		CIP Green Power		FRA	
Runs=1	Total laps=21	Full laps=20	Valid laps=20				
1	2'08.498	36.394	35.960	23.146	32.998	191.4	
2	1'58.019	28.668	34.714	22.704	31.933	233.5	
3	1'57.359	27.884	34.724	22.618	32.133	233.5	
4	1'57.071	28.070	34.399	22.404	32.198	233.5	
5	1'58.876	28.549	35.261	22.949	32.117	230.0	
6	1'57.394	28.226	34.942	22.378	31.848	232.0	
7	1'56.253	27.778	34.362	22.424	31.689	233.5	
8	1'54.747	27.543	33.758	22.199	31.247	234.0	
9	1'54.419	27.560	33.861	21.944	31.054	235.0	
10	1'54.533	27.130	33.641	21.965	31.797	235.0	
11	1'54.897	27.328	33.925	22.062	31.582	234.5	
12	1'55.476	27.373	34.151	22.266	31.686	235.5	
13	1'54.451	27.287	33.624	22.005	31.535	233.5	
14	1'54.985	27.514	33.809	22.084	31.578	231.5	
15	1'54.034	27.141	33.539	21.823	31.531	236.0	
16	1'53.720	27.149	33.481	21.788	31.302	236.0	
17	1'54.306	27.616	33.561	21.788	31.341	235.5	
18	1'53.684	27.136	33.547	21.726	31.275	236.5	
19	1'53.399	26.977	33.677	21.746	30.999	236.0	
20	1'52.966	27.168	33.153	21.611	31.034	235.5	
21	1'54.207	27.071	33.184	21.796	32.156	234.5	

11th 9		Nicola Fabio CARR		Rivacold Snipers Tea		ITA	
Runs=1	Total laps=21	Full laps=20	Valid laps=20				
1	2'09.970	37.730	36.045	23.104	33.091	188.4	
2	1'58.534	28.586	35.199	22.678	32.071	208.7	
3	1'56.430	27.812	34.296	22.469	31.853	235.5	
4	1'58.227	27.901	35.059	22.864	32.403	233.0	
5	1'58.459	28.161	34.991	23.129	32.178	233.5	
6	1'57.273	28.133	34.723	22.706	31.711	233.0	
7	1'56.079	27.626	34.418	22.524	31.511	236.0	
8	1'56.156	27.877	34.123	22.399	31.757	237.1	
9	1'55.287	27.454	33.749	22.375	31.709	237.1	
10	1'54.451	27.133	33.901	21.916	31.501	235.0	
11	1'53.389	26.807	33.194	22.010	31.378	234.0	
12	1'54.920	27.353	33.383	22.361	31.823	233.0	
13	1'55.807	27.420	33.960	22.758	31.669	226.2	
14	1'54.674	27.022	33.721	22.356	31.575	235.0	
15	1'54.703	27.044	33.446	22.376	31.837	236.0	
16	1'53.367	26.807	33.335	22.088	31.137	238.1	
17	1'53.375	26.703	33.240	21.977	31.455	237.6	
18	1'53.887	27.032	33.326	22.194	31.335	235.5	

12th 82		Stefano NEPA		Angeluss MTA Team		ITA	
Runs=1	Total laps=21	Full laps=20	Valid laps=20				
1	2'10.341	35.232	36.270	24.653	34.186	179.4	
2	2'00.410	29.575	35.438	22.950	32.447	189.7	
3	2'00.004	29.089	35.709	22.677	32.529	223.8	
4	1'59.289	28.633	34.790	22.992	32.874	225.2	
5	1'58.850	28.505	34.757	22.851	32.737	227.6	
6	1'57.720	28.263	34.613	22.478	32.366	227.1	
7	1'56.846	28.126	34.225	22.278	32.217	228.1	
8	1'55.103	27.630	33.625	22.147	31.701	229.0	
9	1'55.769	27.860	33.860	22.033	32.016	233.5	
10	1'55.357	27.683	33.697	21.981	31.996	229.0	
11	1'54.946	27.490	33.504	21.876	32.076	229.0	
12	1'54.750	27.486	33.467	21.970	31.827	227.6	
13	1'54.876	27.602	33.403	22.191	31.680	229.0	
14	1'55.265	27.660	33.473	22.347	31.785	230.0	
15	1'55.283	27.771	33.599	21.965	31.948	232.5	
16	1'56.028	27.549	34.108	22.288	32.083	230.0	
17	1'54.308	27.471	33.261	21.739	31.837	229.0	
18	1'54.527	27.309	33.339	21.858	32.021	227.6	
19	1'53.770	27.320	33.261	21.676	31.513	227.6	
20	1'53.929	27.097	33.244	21.844	31.744	228.6	
21	1'54.114	27.053	33.012	22.015	32.034	229.5	

13th 96		Daniel HOLGADO		Red Bull KTM Tech3		SPA	
Runs=1	Total laps=21	Full laps=20	Valid laps=20				
1	2'05.996	35.914	34.907	22.652	32.523		
2	1'57.635	28.330	34.606	22.444	32.255	234.5	
3	1'57.228	28.221	34.356	22.399	32.252	237.6	
4	1'59.079	28.156	34.915	22.944	33.064	232.0	
5	1'59.838	28.763	35.622	22.825	32.628	224.3	
6	1'58.228	28.676	34.983	22.300	32.269	234.0	
7	1'56.549	27.701	34.484	22.428	31.936	236.0	
8	1'56.447	27.728	34.213	22.529	31.977	236.5	
9	1'57.399	27.818	35.739	22.321	31.521	234.0	
10	1'56.370	28.006	34.249	22.302	31.813	236.0	
11	1'55.382	27.589	33.750	22.075	31.968	236.0	
12	1'56.580	27.688	34.229	22.412	32.251	232.5	
13	1'56.013	27.727	33.699	22.673	31.914	232.0	
14	1'55.920	27.574	34.244	22.439	31.663	234.5	
15	1'55.593	27.569	33.745	22.299	31.980	233.0	
16	1'56.724	27.778	34.199	22.618	32.129	233.0	
17	1'55.614	27.752	33.607	22.161	32.094	234.0	
18	1'55.709	27.500	33.856	22.414	31.939	232.5	
19	1'56.063	27.785	33.881	22.382	32.015	234.5	
20	1'55.898	27.776	33.919	22.428	31.775	233.5	
21	1'56.261	27.687	34.057	22.524	31.993	234.0	

14th 70		Joshua WHATLEY		VisionTrack Racing T		GBR	
Runs=1	Total laps=21	Full laps=20	Valid laps=20				
1	2'09.410	37.627	36.050	23.016	32.717	188.4	
2	1'58.964	28.915	35.326	22.624	32.099	215.4	

Fastest Lap: Deniz ÖNCÜ Red Bull KTM Ajo TUR **1'51.997** 26.468 32.702 21.559 31.268

These data/results cannot be reproduced, stored and/or transmitted in whole or in part by any manner of electronic, mechanical, photocopying, recording, broadcasting or otherwise now known or herein after developed without the previous express consent by the copyright owner, except for reproduction in daily press and regular printed publications on sale to the public within 60 days of the event related to those data/results and always provided that copyright symbol appears together as follows below.
© DORNA, 2023



Race

Moto3

Lap	Lap Time	T1	T2	T3	T4	Speed	Lap	Lap Time	T1	T2	T3	T4	Speed
3	1'59.823	28.191	37.175	22.355	32.102	228.1	11	1'54.005	26.954	33.133	22.210	31.708	235.5
4	1'58.686	28.389	34.468	22.979	32.850	225.2	12	1'54.294	26.987	33.220	22.373	31.714	235.5
5	1'58.121	28.490	34.477	22.760	32.394	225.2	13	1'54.312	27.116	33.367	22.186	31.643	234.5
6	1'57.694	28.162	34.555	22.726	32.251	224.8	14	1'54.474	27.048	33.385	22.541	31.500	233.5
7	1'56.705	28.258	34.136	22.469	31.842	234.5	15	1'54.134	26.922	33.552	22.158	31.502	237.6
8	1'56.044	27.873	34.088	22.530	31.553	230.5	16	1'53.231	26.697	33.298	22.097	31.139	237.1
9	1'55.091	27.429	33.910	22.372	31.380	230.0	17	2'17.864	26.608	33.261	21.953	56.042	237.1
10	1'54.945	27.524	33.845	22.081	31.495	229.5	18	2'08.242	36.304	35.426	23.424	33.088	221.5
11	1'55.154	27.751	33.727	22.131	31.545	230.0	19	1'58.682	28.366	34.713	23.072	32.531	229.0
12	1'56.606	27.803	34.050	22.439	32.314	228.1	20	1'57.697	28.186	34.181	22.781	32.549	229.0
13	1'56.276	27.802	33.866	22.560	32.048	226.2	21	1'58.149	27.887	34.411	23.128	32.723	231.5
14	1'55.799	27.666	33.853	22.451	31.829	227.6							
15	1'55.562	27.738	33.476	22.254	32.094	228.1							
16	1'56.579	27.871	34.072	22.494	32.142	228.6							
17	1'55.952	27.783	33.813	22.172	32.184	230.0							
18	1'55.647	27.739	33.606	22.404	31.898	227.1							
19	1'55.830	27.840	33.670	22.502	31.818	227.1							
20	1'56.220	28.087	34.078	22.196	31.859	228.6							
21	1'55.691	27.769	33.578	22.334	32.010	227.6							

15th	6	Ryusei YAMANAKA	Gaviota GASGAS Asp	JPN		
Runs=1	Total laps=21	Full laps=20	Valid laps=20			
1	2'07.431	36.563	35.583	23.164	32.121	186.8
2	1'58.388	28.593	34.612	23.068	32.115	230.5
3	1'57.973	28.528	34.549	22.709	32.187	232.0
4	2'00.315	28.857	35.291	23.216	32.951	231.5
5	1'59.243	28.805	34.773	23.130	32.535	231.0
6	1'59.282	28.788	35.225	23.136	32.133	231.5
7	1'58.498	28.949	34.902	22.587	32.060	235.0
8	1'57.176	28.187	34.278	22.741	31.970	233.0
9	1'57.949	28.917	34.405	22.467	32.160	232.5
10	1'55.751	27.910	33.855	22.214	31.772	230.5
11	1'57.446	28.008	34.445	22.709	32.284	233.5
12	1'58.050	28.423	34.556	22.520	32.551	223.8
13	1'56.382	27.801	33.897	22.886	31.798	229.0
14	1'56.043	28.303	33.632	22.207	31.901	232.5
15	1'55.759	27.501	33.707	22.395	32.156	230.0
16	1'56.845	27.737	33.892	22.842	32.374	230.0
17	1'55.982	28.014	33.805	22.354	31.809	230.5
18	1'57.197	28.108	34.261	22.604	32.224	231.0
19	1'56.875	28.355	34.038	22.366	32.116	230.0
20	1'56.089	28.473	33.720	22.543	31.353	230.0
21	1'55.883	27.846	33.876	22.234	31.927	231.5

16th	43	Xavier ARTIGAS	CFMOTO Racing Pru	SPA		
Runs=1	Total laps=21	Full laps=20	Valid laps=20			
1	2'09.325	36.855	36.017	23.337	33.116	189.7
2	1'58.653	28.639	35.214	22.733	32.067	224.8
3	1'59.730	27.923	36.646	23.020	32.141	226.6
4	2'00.423	28.241	36.683	23.189	32.310	228.6
5	1'57.516	28.198	34.698	22.675	31.945	232.0
6	1'57.134	28.076	34.485	22.546	32.027	233.5
7	1'55.956	27.871	33.852	22.520	31.713	236.0
8	1'55.348	27.634	33.653	22.543	31.518	235.5
9	1'54.473	27.158	33.565	22.322	31.428	235.0
10	1'54.304	27.594	33.284	22.117	31.309	236.5

17th	27	Kaito TOBA	SIC58 Squadra Corse	JPN		
Runs=1	Total laps=21	Full laps=20	Valid laps=20			
1	2'08.544	36.909	36.064	23.146	32.425	191.7
2	2'03.015	28.823	38.260	22.904	33.028	222.0
3	2'00.852	29.086	35.502	22.969	33.295	231.5
4	2'01.121	29.007	35.269	23.322	33.523	230.5
5	2'03.298	29.496	36.240	23.993	33.569	231.0
6	2'01.829	29.470	35.426	23.867	33.066	229.5
7	2'00.424	28.898	35.037	23.493	32.996	230.0
8	2'00.364	28.564	35.412	23.374	33.014	230.0
9	2'01.643	28.650	36.325	23.036	33.632	231.0
10	1'59.329	28.365	34.783	22.709	33.472	231.0
11	1'58.478	28.367	34.240	22.890	32.981	231.0
12	1'59.009	28.245	34.728	23.172	32.864	231.0
13	1'58.615	28.274	34.828	22.952	32.561	231.0
14	1'57.195	28.157	34.555	22.497	31.986	231.5
15	1'58.046	27.769	34.085	23.185	33.007	233.5
16	1'57.657	28.313	34.214	22.659	32.471	232.0
17	1'56.994	28.093	34.040	22.365	32.496	232.0
18	1'56.369	27.963	34.250	22.175	31.981	230.0
19	1'54.769	27.654	33.541	21.880	31.694	232.5
20	1'55.012	27.567	33.505	22.116	31.824	232.0
21	1'57.391	28.039	34.556	22.367	32.429	231.5

18th	99	José Antonio RUED	Red Bull KTM Ajo	SPA		
Runs=1	Total laps=20	Full laps=19	Valid laps=19			
1	2'10.641	37.114	36.795	23.869	32.863	
2	1'59.960	29.577	35.137	22.837	32.409	208.7
3	1'59.498	29.398	35.204	22.734	32.162	218.4
4	1'59.865	28.955	34.698	23.284	32.928	229.0
5	2'00.151	29.428	35.308	23.164	32.251	227.6
6	1'58.729	29.224	34.654	22.917	31.934	228.6
7	1'59.160	29.057	35.013	23.075	32.015	228.1
8	1'59.115	28.564	35.153	23.234	32.164	229.5
9	1'58.631	28.810	35.140	22.920	31.761	231.0
10	1'58.389	28.780	34.933	22.669	32.007	230.5
11	2'04.564	31.243	35.554	23.083	34.684	231.5
12	2'02.913	30.300	35.759	23.425	33.429	226.2
13	2'01.190	29.696	35.515	23.539	32.440	226.2
14	1'58.917	28.836	35.086	22.838	32.157	229.5
15	2'00.267	28.782	34.910	23.951	32.624	231.5
16	1'57.969	28.855	34.672	22.661	31.781	230.5
17	1'57.381	28.415	34.124	22.699	32.143	231.5
18	1'56.213	28.638	33.742	22.353	31.480	228.6

Fastest Lap: Deniz ÖNCÜ Red Bull KTM Ajo TUR **1'51.997** 26.468 32.702 21.559 31.268

These data/results cannot be reproduced, stored and/or transmitted in whole or in part by any manner of electronic, mechanical, photocopying, recording, broadcasting or otherwise now known or herein after developed without the previous express consent by the copyright owner, except for reproduction in daily press and regular printed publications on sale to the public within 60 days of the event related to those data/results and always provided that copyright symbol appears together as follows below.
© DORNA, 2023

Race

Moto3

Lap	Lap Time	T1	T2	T3	T4	Speed	Lap	Lap Time	T1	T2	T3	T4	Speed
19	1'55.847	28.359	33.769	22.169	31.550	231.0	unfinished	27.286	33.750				237.1
20	2'03.465	28.380	33.770	22.600	38.715	232.5							
19th 21	Vicente PEREZ	BOE Motorsports	SPA				22nd 64	Mario AJI	Honda Team Asia	INA			
	Runs=1	Total laps=18	Full laps=17	Valid laps=17				Runs=1	Total laps=11	Full laps=10	Valid laps=10		
1	2'08.910	37.338	36.012	23.044	32.516	191.7	1	2'05.727	35.805	35.327	22.508	32.087	188.1
2	1'57.744	28.916	34.945	22.227	31.656	229.5	2	1'56.416	27.546	34.389	22.602	31.879	230.5
3	1'57.184	27.822	34.760	22.547	32.055	230.0	3	1'56.468	27.778	34.688	22.315	31.687	229.5
4	1'58.148	28.299	34.961	22.563	32.325	232.0	4	1'56.932	27.795	34.362	22.625	32.150	224.8
5	1'58.694	28.300	35.007	23.084	32.303	230.5	5	1'56.188	28.290	33.897	22.276	31.725	219.3
6	1'57.677	28.488	34.680	22.554	31.955	229.0	6	1'57.621	27.912	34.989	22.607	32.113	220.2
7	1'56.468	27.633	34.621	22.453	31.761	236.5	7	1'55.931	27.562	34.098	22.380	31.891	226.2
8	1'55.496	27.650	34.213	22.326	31.307	234.5	8	1'54.655	27.358	33.753	22.033	31.511	227.1
9	1'54.103	27.373	33.480	22.070	31.180	235.5	9	1'52.301	26.499	32.828	21.834	31.140	228.1
10	1'54.246	27.064	33.564	21.812	31.806	236.5	10	1'54.353	27.036	33.412	21.987	31.918	228.1
11	1'54.675	27.164	34.177	21.959	31.375	237.6	11	1'52.949	26.857	32.848	21.861	31.383	228.1
12	1'55.610	27.392	33.955	22.135	32.128	237.1	unfinished	27.098	33.634	22.134			229.0
13	1'55.495	27.278	34.029	22.530	31.658	232.0							
14	1'54.693	27.106	33.808	22.325	31.454	232.0	23rd 80	David ALONSO	Gaviota GASGAS Asp	COL			
15	1'54.065	27.040	33.479	22.185	31.361	236.5		Runs=2	Total laps=10	Full laps=7	Valid laps=7		
16	1'53.721	27.020	33.405	22.052	31.244	236.5	1	2'08.353	35.742	35.998	23.499	33.114	186.5
17	1'53.174	26.767	33.394	21.892	31.121	236.5	2	2'42.744 P	28.775	1'16.094	29.083	28.792	232.0
18	1'53.924	27.015	33.347	22.148	31.414	237.6	3	2'32.564	34.640	57.568	24.890	35.466	
20th 63	Syarifuddin AZMAN	MT Helmets - MSI	MAL				4	2'06.496	30.278	37.105	24.710	34.403	227.1
	Runs=1	Total laps=14	Full laps=13	Valid laps=13			5	2'04.052	29.432	36.377	24.267	33.976	225.7
1	2'06.712	35.709	35.477	22.932	32.594		6	2'02.807	29.152	36.110	24.177	33.368	228.6
2	1'57.981	28.089	34.897	22.567	32.428	224.3	7	2'00.885	28.797	35.586	23.442	33.060	229.5
3	1'57.700	28.144	34.357	22.881	32.318	226.2	8	2'00.078	28.725	35.506	23.097	32.750	231.0
4	1'58.275	28.230	34.509	23.006	32.530	225.7	9	2'00.853	28.301	35.743	23.449	33.360	229.0
5	1'58.287	28.556	34.721	22.867	32.143	221.1	10	2'08.755	32.712	37.273	24.468	34.302	229.5
6	1'57.721	28.258	34.326	22.977	32.160	221.5	PIT	29.895	36.956	24.636	28.717	226.6	
7	1'57.573	27.907	34.487	22.882	32.297	225.2							
8	1'56.171	27.738	33.839	22.450	32.144	227.1	24th 44	David MUÑOZ	BOE Motorsports	SPA			
9	1'54.552	27.744	33.336	22.013	31.459	224.8		Runs=1	Total laps=9	Full laps=8	Valid laps=8		
10	1'54.126	27.452	33.106	21.967	31.601	227.1	1	2'06.590	36.144	35.573	23.015	31.858	
11	1'54.827	27.207	33.840	22.162	31.618	227.1	2	1'56.558	27.870	34.555	22.558	31.575	235.0
12	1'56.218	27.520	33.798	22.577	32.323	223.4	3	1'59.051	27.859	36.809	22.825	31.558	235.5
13	1'55.917	27.565	33.703	22.346	32.303	223.8	4	1'57.741	27.886	34.842	22.748	32.265	233.5
14	1'56.828	27.675	33.835	22.669	32.649	221.5	5	1'59.350	28.016	36.646	22.945	31.743	229.5
unfinished	27.638	33.638	22.385			222.0	6	1'57.314	28.074	34.623	22.642	31.975	233.0
21st 38	David SALVADOR	CIP Green Power	SPA				7	1'56.354	27.742	34.433	22.659	31.520	232.5
	Runs=1	Total laps=12	Full laps=11	Valid laps=11			8	1'54.556	27.511	33.902	22.120	31.023	234.0
1	2'06.250	35.958	35.106	22.764	32.422		9	1'53.298	27.364	33.426	21.621	30.887	233.0
2	1'57.969	28.436	34.908	22.519	32.106	234.5	unfinished	27.069	33.322	21.449		235.0	
3	1'57.307	28.030	34.653	22.803	31.821	234.0	25th 48	Ivan ORTOLÁ	Angeluss MTA Team	SPA			
4	1'58.601	28.312	34.608	22.945	32.736	232.0		Runs=1	Total laps=8	Full laps=7	Valid laps=7		
5	1'58.498	28.690	34.649	23.003	32.156	225.2	1	2'05.595	35.673	35.236	22.605	32.081	184.9
6	1'57.752	28.112	34.684	22.946	32.010	231.0	2	1'57.433	27.788	34.498	22.787	32.360	234.0
7	1'57.265	27.778	34.539	23.026	31.922	234.0	3	1'57.901	28.205	35.120	22.547	32.029	237.1
8	1'55.143	27.619	33.742	22.293	31.489	235.5	4	1'58.814	28.228	34.901	22.968	32.717	231.5
9	1'54.557	27.298	33.691	22.067	31.501	235.5	5	1'57.700	28.169	34.333	22.830	32.368	233.0
10	1'54.709	27.283	33.690	22.037	31.699	235.5	6	1'56.774	28.072	34.315	22.483	31.904	232.5
11	1'54.824	27.175	33.976	22.110	31.563	236.0	7	1'56.477	27.980	34.260	22.332	31.905	232.0
12	1'55.339	27.286	33.950	22.248	31.855	235.5	8	1'55.069	27.581	33.936	21.894	31.658	233.0
							unfinished	27.557					234.0

Fastest Lap: Deniz ÖNCÜ Red Bull KTM Ajo TUR **1'51.997** 26.468 32.702 21.559 31.268

These data/results cannot be reproduced, stored and/or transmitted in whole or in part by any manner of electronic, mechanical, photocopying, recording, broadcasting or otherwise now known or herein after developed without the previous express consent by the copyright owner, except for reproduction in daily press and regular printed publications on sale to the public within 60 days of the event related to those data/results and always provided that copyright symbol appears together as follows below.
© DORNA, 2023

Official MotoGP Timing by TISSOT
www.motogp.com

Phillip Island, Sunday, October 22, 2023

Page 5 of 6



Race

Moto3

Lap	Lap Time	T1	T2	T3	T4	Speed	Lap	Lap Time	T1	T2	T3	T4	Speed
26th	7	Filippo FARIOLI		Red Bull KTM Tech3		ITA							
		Runs=1	Total laps=8	Full laps=7	Valid laps=7								
1	2'08.437	36.642	35.877	23.059	32.859	185.2							
2	1'57.857	28.551	34.263	22.836	32.207	232.0							
3	1'57.826	28.337	34.945	22.675	31.869	233.5							
4	1'58.397	28.575	34.686	22.731	32.405	235.0							
5	1'59.036	28.473	35.147	23.122	32.294	233.0							
6	1'57.785	28.635	34.747	22.457	31.946	232.5							
7	1'56.122	27.836	34.152	22.395	31.739	235.5							
8	1'55.789	27.900	34.035	22.202	31.652	237.1							
	unfinished	27.863				236.0							

27th	10	Diogo MOREIRA		MT Helmets - MSI		BRA							
		Runs=1	Total laps=5	Full laps=4	Valid laps=4								
1	2'33.194	57.086	37.250	24.418	34.440								
2	2'03.769	29.659	36.527	23.678	33.905	230.0							
3	2'04.138	29.480	36.294	24.109	34.255	231.0							
4	2'06.142	30.016	37.393	24.027	34.706	223.8							
5	2'06.710	30.112	37.408	24.614	34.576	224.8							
	PIT	30.393	37.373	24.841	28.247	222.5							

Fastest Lap:	Deniz ÖNCÜ	Red Bull KTM Ajo	TUR	1'51.997	26.468	32.702	21.559	31.268
---------------------	------------	------------------	-----	-----------------	--------	--------	--------	--------

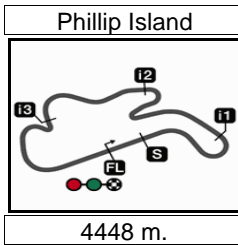
These data/results cannot be reproduced, stored and/or transmitted in whole or in part by any manner of electronic, mechanical, photocopying, recording, broadcasting or otherwise now known or herein after developed without the previous express consent by the copyright owner, except for reproduction in daily press and regular printed publications on sale to the public within 60 days of the event related to those data/results and always provided that copyright symbol appears together as follows below.
© DORNA, 2023

Official MotoGP Timing by **TISSOT**
www.motogp.com

Phillip Island, Sunday, October 22, 2023

Page 6 of 6





Results and timing service provided by **TISSOT**

Moto3™

MotoGP™ GURU BY GRYPYN AUSTRALIAN MOTORCYCLE GR

Race

Analysis by Lap

35

Num	Lap Time	Gap															
Lap 1			31	1'56.323	66	1'55.542	1.229	64	1'55.931	6.177	20	1'54.419	16.823				
71	2'03.995		71	1'56.566	0.518	71	1'56.115	1.480	48	1'56.477	11.588	5	1'54.168	17.275			
31	2'04.058	0.063	53	1'56.111	0.695	95	1'56.244	2.346	72	1'56.811	11.755	38	1'54.557	17.529			
95	2'04.312	0.317	66	1'55.882	0.947	64	1'56.188	3.059	54	1'57.037	13.798	21	1'54.103	18.611			
66	2'04.539	0.544	95	1'56.908	1.438	72	1'57.747	8.429	44	1'56.354	13.852	63	1'54.552	19.159			
53	2'04.592	0.597	64	1'56.468	1.762	48	1'57.700	8.771	20	1'56.253	14.364	9	1'55.287	20.602			
5	2'04.915	0.920	96	1'57.228	4.010	54	1'58.195	9.465	38	1'57.265	14.536	18	1'54.928	21.072			
48	2'05.595	1.600	48	1'57.901	4.080	38	1'58.498	9.953	5	1'56.895	14.735	96	1'57.399	22.586			
64	2'05.727	1.732	5	1'58.110	4.200	63	1'58.287	10.283	63	1'57.573	15.143	43	1'54.473	22.745			
96	2'05.996	2.001	54	1'57.837	4.418	44	1'59.350	10.618	96	1'56.549	15.447	70	1'55.091	24.725			
54	2'06.090	2.095	38	1'57.307	4.677	96	1'59.838	11.104	21	1'56.468	15.719	82	1'55.769	28.519			
72	2'06.117	2.122	72	1'57.621	4.910	20	1'58.876	11.151	9	1'56.079	15.866	6	1'57.949	30.442			
38	2'06.250	2.255	44	1'59.051	5.350	5	1'59.907	11.255	7	1'56.122	16.354	99	1'58.631	39.937			
44	2'06.590	2.595	63	1'57.700	5.544	21	1'58.694	12.008	18	1'55.444	18.316	27	2'01.643	55.277			
63	2'06.712	2.717	6	1'57.973	6.943	7	1'59.036	12.881	43	1'55.956	19.631	80	2'00.853	3'07.102			
6	2'07.431	3.436	21	1'57.184	6.989	9	1'58.459	12.948	70	1'56.705	20.297	Lap 10					
80	2'08.353	4.358	20	1'57.359	7.027	6	1'59.243	14.678	6	1'58.498	22.024	31	1'52.786				
7	2'08.437	4.442	7	1'57.826	7.271	70	1'58.121	16.332	82	1'56.846	24.354	53	1'52.855	0.469			
20	2'08.498	4.503	9	1'56.430	8.085	18	1'57.608	16.364	99	1'59.160	28.898	66	1'52.901	0.734			
27	2'08.544	4.549	43	1'59.730	10.859	43	1'57.516	16.975	27	2'00.424	39.977	71	1'52.722	0.763			
21	2'08.910	4.915	70	1'59.823	11.348	82	1'58.850	20.222	80	2'00.885	2'52.878	95	1'52.386	1.315			
43	2'09.325	5.330	18	1'58.832	11.792	99	2'00.151	21.443	Lap 8		64	1'54.353	7.993				
70	2'09.410	5.415	99	1'59.498	13.250	27	2'03.298	28.158	31	1'53.766		72	1'54.719	16.931			
18	2'09.826	5.831	82	2'00.004	13.906	10	2'06.710	1'05.281	53	1'53.557	0.480	20	1'54.533	18.570			
9	2'09.970	5.975	27	2'00.852	15.562	80	2'04.052	2'39.620	66	1'53.632	0.931	54	1'55.256	19.173			
82	2'10.341	6.346	10	2'04.138	44.252	Lap 6		71	1'53.647	1.154	5	1'54.782	19.271				
99	2'10.641	6.646	80	2'32.564	2'20.895	31	1'55.742		95	1'53.488	1.952	38	1'54.709	19.452			
10	2'33.194	29.199	Lap 4		53	1'55.825	0.900	64	1'54.655	7.066	21	1'54.246	20.071				
			31	1'55.874		66	1'55.787	1.274	48	1'55.069	12.891	63	1'54.126	20.499			
			53	1'56.028	0.849	71	1'55.672	1.410	72	1'55.093	13.082	18	1'53.691	21.977			
			71	1'56.670	1.314	95	1'55.434	2.038	44	1'54.556	14.642	9	1'54.451	22.267			
			66	1'56.563	1.636	64	1'57.621	4.938	54	1'55.223	15.255	43	1'54.304	24.263			
			95	1'56.487	2.051	72	1'56.949	9.636	20	1'54.747	15.345	96	1'56.370	26.170			
			53	1'56.841	0.907	48	1'56.774	9.803	38	1'55.143	15.913	70	1'54.945	26.884			
			66	1'57.375	1.388	54	1'57.730	11.453	5	1'55.079	16.048	82	1'55.357	31.090			
			64	1'56.416	1.617	38	1'57.752	11.963	21	1'55.496	17.449	6	1'55.751	33.407			
			5	1'58.024	2.413	44	1'57.314	12.190	63	1'56.171	17.548	99	1'58.389	45.540			
			48	1'57.433	2.502	63	1'57.721	12.262	96	1'56.447	18.128	27	1'59.329	1'01.820			
			44	1'56.558	2.622	5	1'57.019	12.532	9	1'56.156	18.256	80	2'08.755	3'23.071			
			54	1'57.340	2.904	20	1'57.394	12.803	7	1'55.789	18.377	Lap 11					
			96	1'57.635	3.105	96	1'58.228	13.590	18	1'54.535	19.085	31	1'52.766				
			72	1'58.021	3.612	21	1'57.677	13.943	43	1'55.348	21.213	53	1'52.588	0.291			
			38	1'57.969	3.693	9	1'57.273	14.479	70	1'56.044	22.575	66	1'52.717	0.685			
			63	1'57.981	4.167	7	1'57.785	14.924	6	1'57.176	25.434	71	1'52.786	0.783			
			6	1'58.388	5.293	18	1'56.942	17.564	82	1'55.103	25.691	95	1'52.817	1.366			
			7	1'57.857	5.768	6	1'59.282	18.218	99	1'59.115	34.247	64	1'52.949	8.176			
			20	1'58.019	5.991	70	1'57.694	18.284	27	2'00.364	46.575	72	1'55.029	19.194			
			21	1'57.744	6.128	43	1'57.134	18.367	80	2'00.078	2'59.190	20	1'54.897	20.701			
			43	1'58.653	7.452	82	1'57.720	22.200	Lap 9		31	1'52.941					
			70	1'58.964	7.848	99	1'58.729	24.430	53	1'52.861	0.400	53	1'52.588	0.291			
			9	1'58.534	7.978	27	2'01.829	34.245	66	1'52.629	0.619	71	1'52.786	0.783			
			18	1'59.983	9.283	80	2'02.807	2'46.685	71	1'52.614	0.827	63	1'54.827	22.560			
			99	1'59.960	10.075	Lap 7		31	1'54.692		95	1'52.704	1.715	18	1'53.458	22.669	
			82	2'00.410	10.225	31	1'54.481	0.689	53	1'54.481	0.689	64	1'52.301	6.426	9	1'53.389	22.890
			27	2'03.015	11.033	66	1'54.483	1.065	72	1'54.857	14.998	43	1'54.005	25.502	43	1'54.005	25.502
			10	2'03.769	36.437	71	1'54.555	1.273	44	1'53.298	14.999	96	1'55.382	28.786	96	1'55.382	28.786
			80	3'36.827	1'44.654	95	1'54.884	2.230	54	1'54.389	16.703	70	1'55.154	29.272	70	1'55.154	29.272
Lap 3			31	1'55.949		Lap 5		31	1'55.949		Lap 11		31	1'52.766			
			53	1'55.917	0.817	31	1'55.874		53	1'56.028	0.849	53	1'52.588	0.291	53	1'52.588	0.291

Lapped rider

These data/results cannot be reproduced, stored and/or transmitted in whole or in part by any manner of electronic, mechanical, photocopying, recording, broadcasting or otherwise now known or herein after developed without the previous express consent by the copyright owner, except for reproduction in daily press and regular printed publications on sale to the public within 60 days of the event related to those data/results and always provided that copyright symbol appears together as follows below.

© DORNA, 2023

Official MotoGP Timing by TISSOT
www.motogp.com

Phillip Island, Sunday, October 22, 2023

Page 1 of 2



Num	Lap Time	Gap					
82	1'54.946	33.270	27	1'57.195	1'23.699	31	1'54.548 27.212
6	1'57.446	38.087				72	1'53.420 29.736
99	2'04.564	57.338	Lap 15			54	1'53.162 30.526
27	1'58.478	1'07.532	31	1'52.300		5	1'53.529 31.539
Lap 12			71	1'52.320	0.752	20	1'53.684 31.623
31	1'53.333		66	1'52.633	1.440	18	1'53.573 31.810
53	1'53.179	0.137	53	1'53.885	1.961	21	1'53.924 32.928
66	1'53.245	0.597	95	1'53.568	3.328	9	1'53.887 33.889
71	1'53.252	0.702	72	1'54.149	27.523	82	1'54.527 48.573
95	1'53.415	1.448	20	1'54.034	28.695	96	1'55.709 51.205
72	1'55.611	21.472	54	1'54.096	29.254	70	1'55.647 51.959
20	1'55.476	22.844	5	1'53.928	29.473	6	1'57.197 1'04.611
54	1'55.235	23.182	18	1'53.752	30.006	43	2'08.242 1'12.319
38	1'55.339	23.516	21	1'54.065	30.891	27	1'56.369 1'41.683
5	1'55.361	23.574	43	1'54.134	31.764	99	1'56.213 1'42.454
21	1'55.610	24.257	9	1'54.703	32.042	Lap 19	
18	1'55.100	24.436	96	1'55.593	41.940	71	1'52.138
9	1'54.920	24.477	82	1'55.283	42.492	53	1'52.121 0.331
63	1'56.218	25.445	70	1'55.562	42.563	66	1'52.803 1.992
43	1'54.294	26.463	6	1'55.759	53.369	95	1'56.350 12.664
96	1'56.580	32.033	27	1'58.046	1'29.445	31	1'53.878 28.952
70	1'56.606	32.545	99	2'00.267	1'29.673	72	1'53.047 30.645
82	1'54.750	34.687	Lap 16			54	1'53.082 31.470
6	1'58.050	42.804	71	1'52.817		5	1'52.960 32.361
99	2'02.913	1'06.918	66	1'52.290	0.161	20	1'53.399 32.884
27	1'59.009	1'13.208	53	1'51.997	0.389	18	1'53.460 33.132
Lap 13			95	1'53.885	3.644	9	1'54.996 36.747
31	1'52.728		31	2'13.732	20.163	82	1'53.770 50.205
53	1'53.077	0.486	72	1'54.126	28.080	96	1'56.063 55.130
66	1'53.048	0.917	20	1'53.720	28.846	70	1'55.830 55.651
71	1'52.972	0.946	54	1'53.313	28.998	6	1'56.875 1'09.348
95	1'53.186	1.906	5	1'54.126	30.030	43	1'58.682 1'18.863
72	1'54.990	23.734	18	1'53.683	30.120	27	1'54.769 1'44.314
20	1'54.451	24.567	21	1'53.721	31.043	99	1'55.847 1'46.163
54	1'54.874	25.328	43	1'53.231	31.426	Lap 20	
5	1'54.869	25.715	9	1'53.367	31.840	71	1'52.486
18	1'55.160	26.868	82	1'56.028	44.951	53	1'52.200 0.045
21	1'55.495	27.024	96	1'56.724	45.095	66	1'53.225 2.731
9	1'55.807	27.556	70	1'56.579	45.573	95	1'56.781 16.959
43	1'54.312	28.047	6	1'56.845	56.645	31	1'53.522 29.988
63	1'55.917	28.634	27	1'57.657	1'33.533	54	1'52.479 31.463
96	1'56.013	35.318	99	1'57.969	1'34.073	72	1'53.672 31.831
70	1'56.276	36.093	Lap 17			5	1'52.627 32.502
82	1'54.876	36.835	71	1'52.569		18	1'52.635 33.281
6	1'56.382	46.458	66	1'52.840	0.432	20	1'52.966 33.364
99	2'01.190	1'15.380	53	1'52.637	0.457	9	1'56.004 40.265
27	1'58.615	1'19.095	95	1'54.965	6.040	82	1'53.929 51.648
Lap 14			31	1'57.714	25.308	96	1'55.898 58.542
31	1'52.591		72	1'53.449	28.960	70	1'56.220 59.385
53	1'52.481	0.376	54	1'53.579	30.008	6	1'56.089 1'12.951
71	1'52.377	0.732	20	1'54.306	30.583	43	1'57.697 1'24.074
66	1'52.781	1.107	5	1'53.193	30.654	27	1'55.012 1'46.840
95	1'52.745	2.060	18	1'53.330	30.881	99	2'03.465 1'57.142
72	1'54.531	25.674	21	1'53.174	31.648	Lap 21	
20	1'54.985	26.961	9	1'53.375	32.646	53	1'52.151
54	1'54.721	27.458	82	1'54.308	46.690	71	1'52.603 0.407
5	1'54.721	27.845	96	1'55.614	48.140	66	1'53.857 4.392
18	1'54.277	28.554	70	1'55.952	48.956	95	1'58.299 23.062
21	1'54.693	29.126	43	2'17.864	56.721	31	1'53.869 31.661
9	1'54.674	29.639	6	1'55.982	1'00.058	54	1'52.435 31.702
43	1'54.474	29.930	27	1'56.994	1'37.958	72	1'52.601 32.236
63	1'56.828	32.871	99	1'57.381	1'38.885	5	1'52.617 32.923
96	1'55.920	38.647	Lap 18			18	1'52.294 33.379
70	1'55.799	39.301	71	1'52.644		20	1'54.207 35.375
82	1'55.265	39.509	53	1'52.535	0.348	9	1'58.401 46.470
6	1'56.043	49.910	66	1'53.539	1.327	82	1'54.114 53.566
99	1'58.917	1'21.706	95	1'55.056	8.452	96	1'56.261 1'02.607

Lapped rider

These data/results cannot be reproduced, stored and/or transmitted in whole or in part by any manner of electronic, mechanical, photocopying, recording, broadcasting or otherwise now known or herein after developed without the previous express consent by the copyright owner, except for reproduction in daily press and regular printed publications on sale to the public within 60 days of the event related to those data/results and always provided that copyright symbol appears together as follows below.

© DORNA, 2023

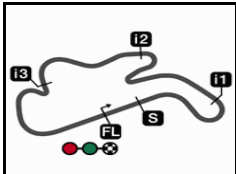

Official MotoGP Timing by TISSOT
www.motogp.com

Phillip Island, Sunday, October 22, 2023

Page 2 of 2



Phillip Island

Results and timing service provided by 

4448 m.

MotoGP™ GURU BY GRYFYN AUSTRALIAN MOTORCYCLE GR

Moto3™


2023 Rookie of the Year Classification

36

Rider	Nation	Points	Leader	Previous	POR	ARG	AME	SPA	FRA	ITA	GER	NED	GBR	AUT	CAT	RSM	IND	JPN	INA	AUS	THA	MAL	QAT	VAL
1 ALONSO David	COL	180			-	2	8	20	8	13	11	3	25	-	25	25	11	9	20	-				
2 RUEDA José Antonio	SPA	111	69	69	13	-	6	11	7	2	3	10	8	5	16	7	6	6	11	-				
3 VEIJER Collin	NED	89	91	22	4	-	3	-	1	10	-	9	7	13	-	11	-	5	13	13				
4 SALVADOR David	SPA	31	149	58	3	6	9	-	2	-	-	-	10	1	-	-	-	-	-	-				
5 FARIOLI Filippo	ITA	7	173	24	-	-	-	2	-	-	-	-	-	-	-	-	5	-	-	-				
6 AZMAN Syarifuddin	MAL	5	175	2	-	5	-	-	-	-	-	-	-	-	-	-	-	-	-	-				

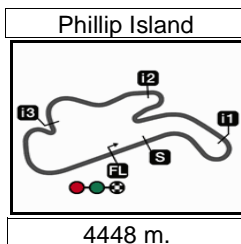
These data/results cannot be reproduced, stored and/or transmitted in whole or in part by any manner of electronic, mechanical, photocopying, recording, broadcasting or otherwise now known or herein after developed without the previous express consent by the copyright owner, except for reproduction in daily press and regular printed publications on sale to the public within 60 days of the event related to those data/results and always provided that copyright symbol appears together as follows below.

© DORNA, 2023

Official MotoGP Timing by 
www.motogp.com

Phillip Island, Sunday, October 22, 2023





Results and timing service provided by **TISSOT**

After the **MotoGP™ GURU BY GRYFYN AUSTRALIAN MOTORCYCLE**

Moto3™

2023 Riders Performance

(Qualifying Position - Starting Position - Race Position)

37

Rider	Points	POR	ARG	AME	SPA	FRA	ITA	GER	NED	GBR	AUT	CAT	RSM	IND	JPN	INA	AUS	THA	MAL	QAT	VAL
1 MASIA Jaime	217	9	5	1	5	7	11	6	8	1	4	2	1	1	1	2	13				
		9-5	5-NC	1-2	4-3	7-3	6-5	5-6	8-1	1-18	4-NC	4-2	1-2	1-1	1-1	2-6	13-8	-	-	-	-
2 SASAKI Ayumu	213	1	1	2	8	1	3	1	4	7	8	11	2	3	8	11	1				
		1-6	1-NC	2-NC	7-4	1-2	2-3	1-2	4-2	7-2	8-3	13-4	2-7	3-3	7-2	11-18	1-2	-	-	-	-
3 HOLGADO Daniel	195	4	10	5	7	3	5	7	27	3	2	9	8	19	6	7	11				
		4-1	10-4	5-5	6-6	3-1	3-1	6-3	27-25	3-3	2-2	11-20	8-16	18-4	6-3	7-14	11-13	-	-	-	-
4 ALONSO David	180	6	7	22	17	25	16	15	17	28	7	10	6	18	10	3	8				
		6-NC	7-14	22-8	16-2	25-8	10-4	14-5	17-13	28-1	7-29	12-1	6-1	17-5	9-7	3-2	8-NC	-	-	-	-
5 ÖNCÜ Deniz	180	8	2	14	1	4	1	2	5	9	3	1	5	11	2	5	7				
		28-10	2-24	14-6	1-9	4-6	1-2	2-1	5-3	9-11	3-1	2-11	5-3	28-14	2-NC	5-8	7-1	-	-	-	-
6 ORTOLÁ Ivan	152	5	4	3	2	6	10	3	20	8	18	17	13	13	5	12	12				
		5-NC	4-19	3-1	2-1	6-4	25-11	3-4	20-4	8-4	18-5	1-DS	13-8	12-8	5-5	12-9	12-NC	-	-	-	-
7 MOREIRA Diogo	128	16	3	4	14	2	4	9	22	17	19	19	4	6	11	1	4				
		16-3	3-2	4-4	13-10	2-NC	22-7	8-7	22-12	17-7	19-8	17-16	4-12	6-13	14-14	1-1	29-NC	-	-	-	-
8 RUEDA José Antonio	111	2	13	11	10	11	19	17	11	16	5	5	12	17	16	16	20				
		2-4	13-23	11-10	9-5	11-9	13-14	16-13	11-6	16-8	5-11	7-3	12-9	16-10	15-10	16-5	19-18	-	-	-	-
9 MUÑOZ David	102	13	16	16	3			5	1	27	10	21	7	15	9	10	15				
		13-2	16-16	16-NC	-NS	-	-	29-12	1-5	27-5	10-9	19-NC	7-4	14-6	8-6	10-3	14-NC	-	-	-	-
10 NEPA Stefano	100	10	14	6	22	13	7	10	6	11	11	6	9	7	4	9	3				
		10-7	14-6	6-NC	21-15	13-10	23-9	9-9	6-10	11-12	11-10	8-5	9-13	7-9	4-4	9-10	3-12	-	-	-	-
11 TOBA Kaito	91	11	11	15	13	23	18	8	7	13	21	7	3	5	12	22	14				
		11-11	11-7	15-11	12-NC	23-12	12-10	7-14	7-11	13-14	21-14	9-7	3-6	5-2	11-8	22-12	25-17	-	-	-	-
12 VEIJER Collin	89	14	17	21	20	20	23	4	9	23	1	16	10	9	7	4	6				
		14-12	17-22	21-13	19-23	19-15	16-6	4-NC	9-7	23-9	1-4	-NS	10-5	9-NC	10-11	4-4	6-4	-	-	-	-
13 ARTIGAS Xavier	65	7	15	9	9	8	8	12	19	6	22	24	20	23	19	26	27				
		7-8	15-8	9-3	8-7	8-7	24-NC	11-11	19-14	6-21	22-19	22-12	20-17	22-12	19-NC	26-19	27-16	-	-	-	-

NC=Not classified NL=Not finished first lap NP=Not started race re-start N2=Not finished first lap race re-start EX=Excluded NS=Not Started DS=Disqualified

These data/results cannot be reproduced, stored and/or transmitted in whole or in part by any manner of electronic, mechanical, photocopying, recording, broadcasting or otherwise now known or herein after developed without the previous express consent by the copyright owner, except for reproduction in daily press and regular printed publications on sale to the public within 60 days of the event related to those data/results and always provided that copyright symbol appears together as follows below.
© DORNA, 2023

Official MotoGP Timing by **TISSOT**
www.motogp.com



Rider	Points	POR	ARG	AME	SPA	FRA	ITA	GER	NED	GBR	AUT	CAT	RSM	IND	JPN	INA	AUS	THA	MAL	QAT	VAL
14 YAMANAKA Ryusei	64	17	18	7	6	14	21	16	25	19	13	22	15	12	13	19	17				
		17-16	18-9	7-9	5-25	14-5	14-15	15-8	25-15	19-15	13-7	20-9	15-14	11-15	12-9	19-15	16-15	-	-	-	-
15 ROSSI Riccardo	58	12	19	17	21	18	9	22	3	4	6	8	17	14	18	20	18				
		12-15	19-NC	17-15	20-NC	22-16	5-8	21-17	3-18	4-13	6-6	10-6	17-18	13-7	17-13	20-13	17-6	-	-	-	-
16 SUZUKI Tatsuki	50	15	6	10	16	24	17			10	12	4	16	28	17						
		15-14	6-1	10-NC	15-8	24-13	11-NC	-	-	10-NC	12-13	6-8	16-15	27-NC	16-NC	-	-	-	-	-	-
17 KELSO Joel	36	3			12	15	2	19	2	5	9	18	11	16	15	13	2				
		3-9	-	-	11-18	16-11	21-NC	18-22	2-9	5-16	9-16	3-DS	11-19	15-NC	18-15	13-16	2-3	-	-	-	-
18 FURUSATO Taiyo	36	26	26	19	24	19	13	11	18	18	17	12	14	8	14	6	21				
		26-20	26-18	19-20	23-16	15-NC	8-NC	10-10	18-17	18-20	17-18	14-13	14-11	8-NC	13-12	6-7	20-7	-	-	-	-
19 BERTELLE Matteo	33	19	12	8	18	22	6	13	16	15	16	3	19	2	3	8	5				
		19-17	12-12	8-NC	17-13	21-17	4-12	12-NC	16-16	15-NC	16-12	5-10	19-20	2-NC	3-NC	8-11	5-9	-	-	-	-
20 SALVADOR David	31	18	22	12	19	12	20	29	14	21	25	20	23	10			22				
		18-13	22-10	12-7	18-NC	12-14	27-18	28-24	14-20	21-6	25-15	18-19	23-NC	10-NC	-	-	21-NC	-	-	-	-
21 FENATI Romano	30	25	24	13	4	9	22	23	10	14	14	13	18								
		25-19	24-13	13-16	3-11	9-19	29-17	22-18	10-8	14-10	14-17	29-14	18-10	-	-	-	-	-	-	-	-
22 OGDEN Scott	21	20	8	23	11	21	15	28	13	2	15	14	24	4	21	17					
		20-NC	8-5	23-14	10-12	20-NC	9-13	27-20	13-22	29-17	15-22	15-15	24-23	4-NC	21-18	17-NC	-	-	-	-	-
23 MIGNO Andrea	17		9	24	15	5	12	14	12												
		-	9-3	24-19	14-17	5-NC	7-16	13-15	12-19	-	-	-	-	-	-	-	-	-	-	-	-
24 FERNANDEZ Adrian	11							24	15							14	9				
		-	-	-	-	-	-	23-16	15-NC	-	-	-	-	-	-	14-NC	9-5	-	-	-	-
25 FARIOLI Filippo	7	21	21	20	23	16	24	18	21	12	24	15	22	20	22	27	16				
		21-NC	21-20	20-18	22-14	17-18	17-NC	17-21	21-21	12-19	24-21	16-NC	22-21	19-11	22-16	27-20	15-NC	-	-	-	-
26 FELLON Lorenzo	6	28								25	30	26	25	27	26	24	25				
		-NS	-	-	-	-	-	-	-	25-24	30-24	24-23	25-24	26-17	26-21	24-23	24-10	-	-	-	-
27 AZMAN Syarifuddin	5	23	20	18	25	10				22	20	30	27	21	23	28	19				
		23-22	20-11	18-NC	28-21	10-NC	-	-	-	22-NC	20-28	28-24	27-25	20-21	23-19	28-24	18-NC	-	-	-	-
28 CARRARO Nicola Fabio	5															23	23				
		-	-	-	-	-	-	-	-	-	-	-	-	-	-	23-21	22-11	-	-	-	-
29 AJI Mario	4	22	23	25	28	17	26	20	24	20	27	23	26	24	24	21	24				
		22-18	23-NC	25-12	26-19	18-21	18-20	19-19	24-23	20-22	27-26	21-17	26-26	23-18	24-23	21-25	23-NC	-	-	-	-

NC=Not classified NL=Not finished first lap NP=Not started race re-start N2=Not finished first lap race re-start EX=Excluded NS=Not Started DS=Disqualified

These data/results cannot be reproduced, stored and/or transmitted in whole or in part by any manner of electronic, mechanical, photocopying, recording, broadcasting or otherwise now known or herein after developed without the previous express consent by the copyright owner, except for reproduction in daily press and regular printed publications on sale to the public within 60 days of the event related to those data/results and always provided that copyright symbol appears together as follows below.
© DORNA, 2023

Official MotoGP Timing by TISSOT
www.motogp.com



	Rider	Points	POR	ARG	AME	SPA	FRA	ITA	GER	NED	GBR	AUT	CAT	RSM	IND	JPN	INA	AUS	THA	MAL	QAT	VAL
30	WHATLEY Joshua	3	24 24-21	28 28-15	27 -NS	27 25-24	26 26-22	27 19-21	25 24-23	23 23-NC	24 24-25	28 28-27	28 26-21	21 21-22	22 21-16	27 27-20	18 18-22	26 26-14	-	-	-	-
31	ALMANSA David	0	-	25 25-17	28 28-17	29 27-20	-	-	-	-	-	-	25 23-22	-	-	20 20-17	-	-	-	-	-	-
32	ADITAMA Arbi	0	-	-	-	-	-	-	-	-	-	-	-	-	-	15 15-17	-	-	-	-	-	-
33	BUASRI Tatchakorn	0	-	-	-	-	-	26 25-25	-	-	29 29-23	27 25-18	-	-	-	-	-	-	-	-	-	-
34	CARRASCO Ana	0	27 27-23	27 27-21	26 26-21	26 24-22	27 27-20	28 20-22	21 20-27	26 26-24	26 26-23	26 26-25	29 27-25	28 28-27	25 24-19	25 25-22	25 25-NC	-	-	-	-	-
35	PEREZ Vicente	0	-	-	-	-	-	14 26-NC	-	-	-	-	-	-	-	-	10 28-NC	-	-	-	-	-
36	LUNETTA Luca	0	-	-	-	-	-	25 28-19	-	-	-	-	-	-	-	-	-	-	-	-	-	-
37	SHAHRIL Danial	0	-	-	-	-	-	27 26-26	-	-	-	-	-	-	26 25-20	-	-	-	-	-	-	-
38	DETTWILER Noah	0	-	-	-	-	-	-	-	-	-	23 23-20	-	-	-	-	29 29-26	-	-	-	-	-

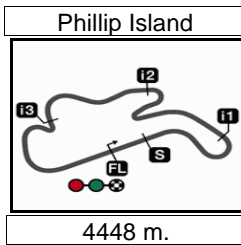
NC=Not classified NL=Not finished first lap NP=Not started race re-start N2=Not finished first lap race re-start EX=Excluded NS=Not Started DS=Disqualified

These data/results cannot be reproduced, stored and/or transmitted in whole or in part by any manner of electronic, mechanical, photocopying, recording, broadcasting or otherwise now known or herein after developed without the previous express consent by the copyright owner, except for reproduction in daily press and regular printed publications on sale to the public within 60 days of the event related to those data/results and always provided that copyright symbol appears together as follows below.
© DORNA, 2023

Official MotoGP Timing by **TISSOT**
www.motogp.com

Phillip Island, Sunday, October 22, 2023





Results and timing service provided by TISSOT

Moto3™

MotoGP™ GURU BY GRYFYN AUSTRALIAN MOTORCYCLE GR
Official Starting Grid

4448 m.

Race : 21 laps = 93.408 km



1	1 1'36.539 71 Ayumu SASAKI Husqvarna	2 1'36.675 66 Joel KELSO CFMOTO	3 1'36.755 82 Stefano NEPA KTM
2	4 1'36.860 10 Diogo MOREIRA KTM	5 1'36.978 18 Matteo BERTELLE Honda	6 1'37.008 95 Collin VEIJER Husqvarna
3	7 1'37.030 53 Deniz ÖNCÜ KTM	8 1'37.146 80 David ALONSO GASGAS	9 1'37.286 31 Adrian FERNANDEZ Honda
4	10 1'37.293 21 Vicente PEREZ KTM	11 1'37.303 96 Daniel HOLGADO KTM	12 1'37.378 48 Ivan ORTOLÁ KTM
5	13 1'37.399 5 Jaume MASIA Honda	14 1'37.513 44 David MUÑOZ KTM	15 1'37.519 7 Filippo FARIOLI KTM
6	16 1'37.661 6 Ryusei YAMANAKA GASGAS	17 1'38.002 54 Riccardo ROSSI Honda	18 1'37.779 63 Syarifuddin AZMAN KTM
7	19 1'37.814 99 José Antonio RUEDA KTM	20 1'37.858 72 Taiyo FURUSATO Honda	21 1'37.888 38 David SALVADOR KTM
8	22 1'38.088 9 Nicola Fabio CARRARO Honda	23 1'38.098 64 Mario AJI Honda	24 1'38.124 20 Lorenzo FELLON KTM

FIM MotoGP Stewards grid penalty for riders #27, #43 & #70, Long Lap penalty for riders #27 & #70, double long lap penalty for riders #44 & #43

The results are provisional until the end of the limit for protest and appeals and until the ratification of the Event Management Committee.

Time limit for protest expires 60' at the latest after publication of the results - Time:

These data/results cannot be reproduced, stored and/or transmitted in whole or in part by any manner of electronic, mechanical, photocopying, recording, broadcasting or otherwise now known or herein after developed without the previous express consent of the copyright owner, except for reproduction in daily press and regular printed publications on sale to the public within 60 days of the event related to those data/results and always provided that copyright symbol appears together as follows below.

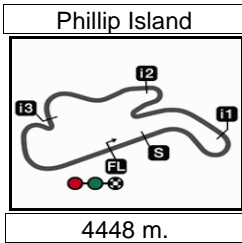
© DORNA, 2023

Official MotoGP Timing by TISSOT
 www.motogp.com

Phillip Island, Sunday, October 22, 2023

Page 1 of 2





Results and timing service provided by TISSOT

Moto3™

MotoGP™ GURU BY GRYFYN AUSTRALIAN MOTORCYCLE GR
Official Starting Grid

Race : 21 laps = 93.408 km

9

25
 1'37.465
27 Kaito TOBA
 Honda

26
 1'38.224
70 Joshua WHATLEY
 Honda

27
 1'38.497
43 Xavier ARTIGAS
 CFMOTO

FIM MotoGP Stewards grid penalty for riders #27, #43 & #70, Long Lap penalty for riders #27 & #70, double long lap penalty for riders #44 & #43

The results are provisional until the end of the limit for protest and appeals and until the ratification of the Event Management Committee.

Time limit for protest expires 60' at the latest after publication of the results - Time:

These data/results cannot be reproduced, stored and/or transmitted in whole or in part by any manner of electronic, mechanical, photocopying, recording, broadcasting or otherwise now known or herein after developed without the previous express consent by the copyright owner, except for reproduction in daily press and regular printed publications on sale to the public within 60 days of the event related to those data/results and always provided that copyright symbol appears together as follows below.

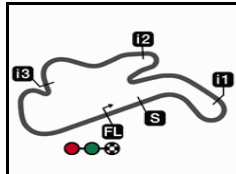
© DORNA, 2023

Official MotoGP Timing by TISSOT
 www.motogp.com

Phillip Island, Sunday, October 22, 2023

Page 2 of 2





4448 m.

MotoGP™ GURU BY GRYFYN AUSTRALIAN MOTORCYCLE GR

Race

Top Speed & Average

Moto3™



Rider	Nation	Motorcycle	Top 5 speeds					Average	Top
71 Ayumu SASAKI	JPN	HUSQVARNA	243.5	241.3	240.8	240.2	239.7	240.6	243.5
5 Jaime MASIA	SPA	HONDA	241.3	240.8	240.2	239.2	239.2	240.0	241.3
31 Adrian FERNANDEZ	SPA	HONDA	240.8	240.8	240.2	240.2	239.7	240.2	240.8
54 Riccardo ROSSI	ITA	HONDA	240.2	238.1	237.6	237.6	237.6	238.1	240.2
95 Collin VEIJER	NED	HUSQVARNA	240.2	240.2	239.2	239.2	239.2	239.6	240.2
66 Joel KELSO	AUS	CFMOTO	239.7	238.1	238.1	237.1	236.5	237.3	239.7
53 Deniz ÖNCÜ	TUR	KTM	239.2	238.6	238.6	238.6	238.1	238.4	239.2
9 Nicola Fabio CARRARO	ITA	HONDA	238.1	237.6	237.6	237.1	237.1	237.5	238.1
21 Vicente PEREZ	SPA	KTM	237.6	237.6	237.1	236.5	236.5	236.9	237.6
43 Xavier ARTIGAS	SPA	CFMOTO	237.6	237.1	237.1	236.5	236.0	236.9	237.6
96 Daniel HOLGADO	SPA	KTM	237.6	236.5	236.0	236.0	236.0	236.4	237.6
7 Filippo FARIOLI	ITA	KTM	237.1	236.0	235.5	235.0	233.5	235.4	237.1
18 Matteo BERTELLE	ITA	HONDA	237.1	235.5	235.0	234.5	234.5	235.0	237.1
38 David SALVADOR	SPA	KTM	237.1	236.0	235.5	235.5	235.5	235.9	237.1
48 Ivan ORTOLÁ	SPA	KTM	237.1	234.0	234.0	233.0	233.0	234.2	237.1
20 Lorenzo FELLON	FRA	KTM	236.5	236.0	236.0	236.0	235.5	235.9	236.5
44 David MUÑOZ	SPA	KTM	235.5	235.0	235.0	234.0	233.5	234.6	235.5
6 Ryusei YAMANAKA	JPN	GASGAS	235.0	233.5	233.0	232.5	232.5	233.3	235.0
72 Taiyo FURUSATO	JPN	HONDA	235.0	234.5	233.5	233.0	233.0	233.7	235.0
70 Joshua WHATLEY	GBR	HONDA	234.5	230.5	230.0	230.0	230.0	231.0	234.5
27 Kaito TOBA	JPN	HONDA	233.5	232.5	232.0	232.0	232.0	232.4	233.5
82 Stefano NEPA	ITA	KTM	233.5	232.5	230.0	230.0	229.5	231.1	233.5
99 José Antonio RUEDA	SPA	KTM	232.5	231.5	231.5	231.5	231.0	231.5	232.5
80 David ALONSO	COL	GASGAS	232.0	231.0	229.5	229.5	229.0	230.2	232.0
10 Diogo MOREIRA	BRA	KTM	231.0	230.0	224.8	223.8	222.5	226.4	231.0
64 Mario AJI	INA	HONDA	230.5	229.5	229.0	228.1	228.1	228.9	230.5
63 Syarifuddin AZMAN	MAL	KTM	227.1	227.1	227.1	226.2	225.7	226.6	227.1

These data/results cannot be reproduced, stored and/or transmitted in whole or in part by any manner of electronic, mechanical, photocopying, recording, broadcasting or otherwise now known or herein after developed without the previous express consent by the copyright owner, except for reproduction in daily press and regular printed publications on sale to the public within 60 days of the event related to those data/results and always provided that copyright symbol appears together as follows below.


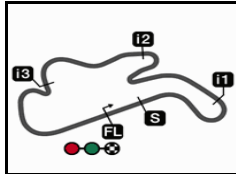
© DORNA, 2023

Official MotoGP Timing by TISSOT
www.motogp.com



Phillip Island, Sunday, October 22, 2023

Phillip Island

Results and timing service provided by **Moto3™**

4448 m.

MotoGP™ GURU BY GRYFYN AUSTRALIAN MOTORCYCLE GR Race Fastest Laps Sequence

Lap	Race Time	 Rider	Nation	Motorcycle	Time	Km/h	Riders's Lap
2	4'00.526	31 Adrian FERNANDEZ	SPA	HONDA	1'56.468	137.4	2
2	4'02.143	64 Mario AJI	INA	HONDA	1'56.416	137.5	2
3	5'56.849	31 Adrian FERNANDEZ	SPA	HONDA	1'56.323	137.6	3
3	5'57.544	53 Deniz ÖNCÜ	TUR	KTM	1'56.111	137.9	3
3	5'57.796	66 Joel KELSO	AUS	CFMOTO	1'55.882	138.1	3
4	7'52.723	31 Adrian FERNANDEZ	SPA	HONDA	1'55.874	138.1	4
5	9'49.901	66 Joel KELSO	AUS	CFMOTO	1'55.542	138.5	5
6	11'46.452	95 Collin VEIJER	NED	HUSQVARNA	1'55.434	138.7	6
7	13'39.106	31 Adrian FERNANDEZ	SPA	HONDA	1'54.692	139.6	7
7	13'39.795	53 Deniz ÖNCÜ	TUR	KTM	1'54.481	139.8	7
8	15'32.872	31 Adrian FERNANDEZ	SPA	HONDA	1'53.766	140.7	8
8	15'33.352	53 Deniz ÖNCÜ	TUR	KTM	1'53.557	141.0	8
8	15'34.824	95 Collin VEIJER	NED	HUSQVARNA	1'53.488	141.0	8
9	17'25.813	31 Adrian FERNANDEZ	SPA	HONDA	1'52.941	141.7	9
9	17'26.213	53 Deniz ÖNCÜ	TUR	KTM	1'52.861	141.8	9
9	17'26.432	66 Joel KELSO	AUS	CFMOTO	1'52.629	142.1	9
9	17'26.640	71 Ayumu SASAKI	JPN	HUSQVARNA	1'52.614	142.1	9
9	17'32.239	64 Mario AJI	INA	HONDA	1'52.301	142.5	9
15	28'42.317	31 Adrian FERNANDEZ	SPA	HONDA	1'52.300	142.5	15
16	30'36.047	66 Joel KELSO	AUS	CFMOTO	1'52.290	142.6	16
16	30'36.275	53 Deniz ÖNCÜ	TUR	KTM	1'51.997	142.9	16

These data/results cannot be reproduced, stored and/or transmitted in whole or in part by any manner of electronic, mechanical, photocopying, recording, broadcasting or otherwise now known or herein after developed without the previous express consent by the copyright owner, except for reproduction in daily press and regular printed publications on sale to the public within 60 days of the event related to those data/results and always provided that copyright symbol appears together as follows below.

© DORNA, 2023

Official MotoGP Timing by TISSOT
www.motogp.com

Phillip Island, Sunday, October 22, 2023